

# Hybrid Beam Alignment for Multi-Path Channels: A Group Testing Viewpoint

Ozlem Yildiz, Abbas Khalili, Elza Erkip  
NYU Tandon School of Engineering,  
Emails: {zy2043, ako274, elza}@nyu.edu

**Abstract**—Directional beams are key to enabling wireless communications at high-frequency bands such as millimeter-wave and terahertz. Beam alignment (BA) methods allow the transceivers to adjust the directions of these beams in an efficient manner by exploiting the channel sparsity at high frequencies. This paper considers an uplink scenario consisting of a user equipment (UE) and a base station (BS), where the channel between the UE and BS consists of multiple paths. The BS wishes to localize the angle of arrival of each of these paths with a given resolution. At each time slot of the BA, the UE transmits a BA packet and the BS uses hybrid beamforming to scan its angular region. In order to minimize the expected BA duration, a group testing framework is devised, and the associated novel analog and hybrid BA strategies are described. Simulation studies suggest that the proposed schemes outperform the state-of-the-art multi-path BA methods.

## I. INTRODUCTION

To compensate for the ever-growing demand for data rate, next generations of wireless networks are envisioned to operate at high frequencies such as millimeter wave (mmWave) and terahertz (THz), enabling multi-Gbps throughputs through the use of the available spectrum at these frequencies [1]. Communication in high frequencies faces obstacles such as high path loss and shadowing which can drastically degrade the performance [1], [2], necessitating the use of directional beams (a.k.a. *narrow beams*) for communication [3].

Experimental results show that the communication channels in mmWave and THz frequencies are sparse and consist of a few spatial clusters [4], [5]. As a result, one can devise efficient beam alignment (BA) techniques to find these directional beams. In BA, a wireless transceiver searches its angular space using a set of scanning beams to localize the direction of the channel clusters, namely, the angle of arrival (AoA) and angle of departure (AoD) of the channel clusters at the receiver and transmitter sides, respectively.

Existing BA methods are categorized into different classes, such as *interactive* or *non-interactive*, and *hybrid* or *analog* BA. To elaborate, let us consider the case of one UE and one BS, where the UE transmits a BA packet every time slot and the BS tries to localize the AoAs of the channel. In non-interactive BA, at each time slot, the BS uses a set of predetermined scanning beams which don't depend on the measurements in prior time slots, while in interactive BA, the

BS uses the prior scanning beams' measurement results to refine the future scanning beams and better localize the AoA of the channel. In analog BA, the BS uses only one radio frequency (RF) chain corresponding to one scanning beam at each time slot. In hybrid BA, however, the BS uses multiple RF chains resulting in the simultaneous use of multiple scanning beams. Another important consideration in the design of BA schemes is whether the measurements of the BA packets and the resulting feedback is noiseless or noisy.

There is a large body of work on BA techniques developed for different scenarios and objectives [6]–[16]. More specifically, reference [7] considers the problem of interactive analog BA for a single-user single-path scenario, where the resulting feedback is delayed. Chiu et al. [12] consider noisy interactive analog BA for the single-path channel with the objective of finding a data beam with a target resolution. Aykin et al. [17] consider the problem of noisy analog interactive BA in which they provide a multi-lobe beam search (MLBS), BA procedure developed for noiseless setting and investigate its performance in presence of noise. Noh et al. [13] develop a BA method for the case of noisy hybrid interactive BA when the channel has single-path and Song et al. [14] provide a BA method for the case of noisy hybrid non-interactive BA when the channel has multi-paths. The connection between BA and group testing (GT) was investigated in [18], where the authors consider the problem of analog non-interactive BA method for multi-path channel and propose a GT-based BA procedure based on combinatorial GT literature [19]. Unlike the analog BA setting which is well investigated in the literature, less is known about the hybrid BA and the relation between the number of RF chains and BA duration is not yet investigated.

In this paper, we consider the problem of noiseless hybrid interactive BA in an uplink single-user scenario, where the channel between the UE and BS consists of multiple spatial clusters (paths) and the BS is equipped with  $N_{\text{RF}}$  RF chains. At each time slot of the BA, the UE transmits a BA packet with an omnidirectional transmit pattern while the BS scans its angular space using  $N_{\text{RF}}$  beams. We assume that the BS has a target beamwidth  $\omega$  for the data beams used at each RF chain. The objective is to find beams of beamwidth  $\omega$  that include the AoAs of the channel clusters while ensuring the number of BA packets used is as small as possible.

We propose to apply and modify GT techniques to solve the above BA problem. It is well-known that GT is effective in identifying a small number of defective items from a large

group of items by pooling some of the tests [20]. A summary of our contributions are as follows:

- We provide a duality between hybrid BA whose goal is to identify multiple paths and GT methods. Based on this duality, we first propose an analog BA method based on Hwang's Generalized Binary Splitting (GBS) [21] which is an asymptotically optimal GT method (Sec. III-B). Comparing the performance of the proposed algorithm with the state-of-the-art multi-path analog BA methods in terms of the expected BA duration shows improved performance (Sec. IV).
- We extend the proposed GT-based analog BA method to the hybrid scenario with  $N_{\text{RF}} = 2$  RF chains by providing three different generalizations (Sec. III-C). Performance comparisons in the noiseless scenario suggest that for a narrow target beamwidth  $\omega$ , expected BA duration can be reduced by more than a factor of two compared with the analog GT-based BA, and more than a factor of five compared with a hybrid version of the exhaustive search.
- For the noisy scenario, our simulations of the expected BA duration, expected number of misdetected paths, and outage probability (probability that all paths are missed) suggest that in majority of the considered scenarios, the GT-based hybrid BA has the best performance in terms of the expected BA duration while having a comparable performance in terms of the expected number of misdetected paths and outage probability compared with the state-of-the-art (Sec. IV).

## II. SYSTEM MODEL AND PRELIMINARIES

### A. Network Model

We consider an uplink communication scenario and focus on BA among a single BS and a single UE, where the channel from the UE to the BS consists of  $M$  paths [4]. We assume that the UE has an omnidirectional transmission pattern and during BA, transmits a BA packet every time slot, while the BS scans its angular space using a set of scanning beams to determine the direction of the UE channel paths (i.e., AoAs of the UE channel).

Similar to [17], we denote the AoAs corresponding with the  $M$  paths by  $\psi_m$ ,  $m \in [M]$  which are i.i.d and uniform between  $[0, 2\pi)$  and unknown to the BS. In our setup, we consider that the BS performs hybrid BA during which it simultaneously uses  $N_{\text{RF}}$  scanning beams at each time slot, where  $N_{\text{RF}}$  is the number of RF chains at the BS. Given a fixed beamwidth,  $\omega$ , the BS's goal is to find the angular intervals of angular width  $\omega$  that include AoAs using the fewest number of BA time slots [17], [18].

Motivated by [6], [9], [12], the beams are considered ideal and we use the *sectored antenna* model from [22], which characterizes each beam by a constant main-lobe gain and an angular coverage region (ACR). The use of this model is justified by the observation that the BSs use large antenna arrays [1].

### B. Beam Alignment and Problem Formulation

We consider an interactive BA scenario in which the BS determines the next  $N_{\text{RF}}$  scanning beams at each time slot based on the past scanning beams used and their resulting measurements. We assume that the BS can determine if a past scanning beam includes a path or not before the next BA time slot [17], [18]. If a scanning beam includes at least a path, we denote this by an acknowledgment (ACK), otherwise, it is denoted by a negative ACK (NACK).

We denote the hybrid interactive BA procedure by  $S(\omega, M, N_{\text{RF}})$  which describes the  $N_{\text{RF}}$  scanning beams at each time slot based on the scanning beams used and their ACK/NACK sequences received in previous slots to find the data beams of angular width  $\omega$  that include the  $M$  AoAs. Our goal is to devise a hybrid BA procedure  $S^*(\omega, M, N_{\text{RF}})$  that minimizes the expected BA duration, denoted by  $E[T_{\text{BA}}]$ , which in turn decreases the communication overhead and thereby maximizes the system throughput. We can formulate the problem as follows:

$$S^*(\omega, M, N_{\text{RF}}) = \arg \min_{S(\omega, M, N_{\text{RF}})} E[T_{\text{BA}, S}(\Psi)], \quad (1)$$

where  $\Psi = (\psi_1, \psi_2, \dots, \psi_M)$  is an AoAs realizations,  $T_{\text{BA}, S}(\Psi)$  is the BA duration procedure of  $S$  given  $\Psi$  and the expectation is taken over  $\Psi$ . To this end, similar to [6], [10], [17], we develop BA procedures assuming there is no noise in the system (Sec. III) and investigate the impact of noise through simulation (Sec. IV).

## III. PROPOSED METHODS

Here, we first provide a connection between the GT and BA problems using which we develop GT-based BA methods for the hybrid BA optimization problem discussed in Sec. II.

### A. Group Testing and Beam Alignment

The main goal of GT is to find up to  $M$  defectives among a large number of items,  $N$ , using a small number of tests. This is accomplished by pooling the items and testing for defectives together [20], [21]. A GT method is classified as *interactive* if it designs the next tests based on prior tests and their results, otherwise, it is classified as *non-interactive*.

In this paper, we propose to view a BA problem as a GT problem. To elaborate, consider the setup discussed in Sec. II. Given the desired final beamwidth  $\omega$ , we can divide  $[0, 2\pi)$  into  $N = \frac{2\pi}{\omega}$  equal width angular intervals. The channel has  $M$  AoAs so up to  $M$  of these  $N$  angular intervals contain AoAs. As a result, the BA problem can be formulated as a GT problem in which we want to find up to  $M$  defectives (angular intervals that include AoAs) among  $N$  items (number of angular intervals) using a set of binary (ACK/NACK) tests (scanning beams). This analogy allows us to incorporate GT ideas and strategies in the context of BA. Using this perspective, we first provide a GT-based BA strategy when  $N_{\text{RF}} = 1$  (a.k.a analog BA) and then extend the algorithm to the case of  $N_{\text{RF}} = 2$  and provide multiple BA strategies with different complexity levels.

### B. Analog Beam Alignment

When  $N_{\text{RF}} = 1$  (analog BA), the BS can scan only one beam at a time. Since we consider interactive BA,

Hwang's GBS would be an appropriate GT strategy to adapt to the BA setting. Recall that GBS is an adaptive GT scheme that is proven to be asymptotically optimal in terms of the number of tests when an upper bound on the number of defectives is given [21].

Our proposed BA algorithm is provided in Alg. 1, and is denoted as analog GT-based BA (AGTBA). It has three inputs, namely  $\mathcal{A}$  which is the data beam codebook,  $N = |\mathcal{A}|$  which is the number of beams in  $\mathcal{A}$ , and  $M$  which is the number of paths. Data beam codebook  $\mathcal{A}$  is designed by dividing  $[0, 2\pi)$  interval into equal angular intervals with beamwidth  $\omega$ . The function Bisection-Search( $\mathcal{G}$ ) in AGTBA performs the bisection algorithm [10], [23] on the set  $\mathcal{G}$  to find a path and returns the set of elements in  $\mathcal{G}$  which correspond to NACK responses during this bisection search. The optimal BA procedure for  $M = 1$  is bisection [10]. However, GBS algorithm does not lead to bisection when  $M = 1$ . To fix this issue, we have modified GBS in Alg. 1, and have add the condition that  $\alpha = \log_2 N/2$  when  $M = 1$ .

---

#### Algorithm 1: AGTBA( $\mathcal{A}, M, N$ )

---

```

1 if  $N \leq 2M - 2$  then
2   Exhaustive search
3 else
4   if  $M = 1$  then
5      $\alpha = \lfloor \log_2 \frac{N}{2} \rfloor$ 
6   else
7      $\alpha = \lfloor \log_2 \frac{N-M+1}{M} \rfloor$ 
8   Form a set  $\mathcal{G}$  of size  $2^\alpha$  and scan it
9   if NACK then
10    /* Discard set  $\mathcal{G}$  and perform AGTBA */
11    AGTBA( $\mathcal{A} \setminus \mathcal{G}, M, N - 2^\alpha$ )
12  else
13    /* Do Bisection to find a path */
14     $\mathcal{G}' = \text{Bisection-Search}(\mathcal{G})$ 
15    /* Discard set  $\mathcal{G}'$  and perform AGTBA */
16    AGTBA( $\mathcal{A} \setminus \mathcal{G}', M - 1, N - |\mathcal{G}'|$ );

```

---

From a high-level perspective, if the number of paths is more than half of the number of data beams in  $\mathcal{A}$ , AGTBA performs an exhaustive search over the beams in  $\mathcal{A}$ . If not, AGTBA forms a subset of  $\mathcal{A}$ , denoted by  $\mathcal{G}$ , and uses a scanning beam which is the union of the elements of  $\mathcal{G}$ . If the result of the scan is NACK, it removes the set  $\mathcal{G}$  from  $\mathcal{A}$ , updates  $N$ , and performs AGTBA considering the new set of variables to select the rest of the scanning beams. However, if it returns an ACK, the algorithm selects the next set of scanning beams by performing a bisection search over  $\mathcal{G}$  to find one path. Next, the algorithm removes all the beams in  $\mathcal{G}$  that are identified by NACK,  $\mathcal{G}'$ , during the bisection search, from  $\mathcal{A}$ , updates  $N$  and  $M$ , and performs AGTBA considering

the new set of variables to select the rest of the scanning beams. We will compare the performance AGTBA with the state-of-the-art methods in Sec. IV.

### C. Hybrid Beam Alignment

Next, we consider the case of hybrid BA. Given  $N_{\text{RF}}$  RF chains, the BS can check  $N_{\text{RF}}$  scanning beams at each time slot. Here, we provide BA procedures when  $N_{\text{RF}} = 2$ . The generalization of the proposed methods to more than two RF chains and their performance analysis is left for future publication due to space constraints. We note that in [24], the authors consider the GT problem with parallel tests, where there is an upper bound on the total number of time slots and they minimize the total number of tests. In contrast, we have a strict upper bound on the number of parallel tests, given by  $N_{\text{RF}}$  and optimize the total number of BA time slots so we cannot directly apply their method to our BA problem.

Here, we provide modifications to AGTBA that allow for parallel testing, these algorithms are denoted as hybrid GT-based BA (HGTBA). We consider the following three algorithms in the order of increasing complexity. The first algorithm divides the problem into two sub-problems and solves them in parallel.

*Algorithm HGTBA<sub>1</sub>( $\mathcal{A}, N, M$ ):* In this algorithm, we divide  $\mathcal{A}$  into two sets with roughly the same number of elements and perform two parallel versions of AGTBA on the two sets considering  $\approx M/2$  paths in each. After both algorithms are completed, we remove the elements identified as NACK during the searches, update  $M$  and  $N$ , and if  $M$  AoAs could not be detected then perform HGTBA<sub>1</sub>( $\cdot$ ) again with the new set of variables to select the rest of the scanning beams.

In the second algorithm, we jointly design the scanning beams of the sub-problems posed in HGTBA<sub>1</sub>.

*Algorithm HGTBA<sub>2</sub>( $\mathcal{A}, N, M$ ):* Similar to AGTBA, when  $N \leq 2M - 2$ , this algorithm performs an exhaustive search of the  $N$  data beams, this time using  $N_{\text{RF}} = 2$  scanning beams at each time slot. When  $N > 2M - 2$ , it first forms two disjoint subsets of  $\mathcal{A}$ , namely  $\mathcal{G}_1$  and  $\mathcal{G}_2$  each consisting of  $2^\alpha$  elements where  $\alpha$  is defined same as AGTBA (Note that  $\mathcal{G}_2$  might have less than  $2^\alpha$  elements according to the size of the group). Here,  $\mathcal{G}_1$  and  $\mathcal{G}_2$  correspond to the scanning beam used for the first and second RF chain, respectively. We can have one of the following: *i*) Both scanning beams lead to ACKs. Then the algorithm selects the next scanning beams for the first (second) RF chain by performing bisection search over  $\mathcal{G}_1$  ( $\mathcal{G}_2$ ) to find one path. Once the bisection search over  $\mathcal{G}_1$  and  $\mathcal{G}_2$  are finished, the algorithm removes all the elements of  $\mathcal{G}_1$  and  $\mathcal{G}_2$  that are identified by NACKs during the bisection searches, from  $\mathcal{A}$ , updates  $N$  and  $M$ , and performs HGTBA<sub>2</sub>( $\cdot$ ) with the new set of variables. *ii*) One of the scanning beams or both lead to NACKs. Then the algorithm removes the corresponding sets  $\mathcal{G}_i$ s from  $\mathcal{A}$ , updates  $N$  and performs HGTBA<sub>2</sub>( $\cdot$ ) with the new set of variables to select the rest of the scanning beams.

We note that HGTBA<sub>2</sub> does not fully utilize the ACK information. When an ACK is received, HGTBA<sub>2</sub> uses that information to design scanning beams used in the next time

slot, but then it does not use the fact that at least a path exists in the scanned interval. To improve upon this, we propose our third algorithm which when receiving an ACK, continues searching its corresponding angular interval to find a path.

*Algorithm HGTBA<sub>3</sub>( $\mathcal{A}, N, M$ ):* This algorithm starts similar to HGTBA<sub>H,2</sub>( $\cdot$ ). However, for  $N > 2M - 2$ , after forming  $\mathcal{G}_1$  and  $\mathcal{G}_2$  and performing the scans, if the response to one of the scanning beams is ACK and the other one is NACK, the algorithm proceeds as follows. For the set resulting in ACK and the corresponding RF chain, the algorithm determines the scanning beams using bisection search to find one path. Meanwhile, it uses other RF chain to find a path by performing MAGTBA( $\mathcal{A} \setminus \{\mathcal{G}_1 \cup \mathcal{G}_2\}, M - 1, N - |\mathcal{G}_1| - |\mathcal{G}_2|$ ) which is a modified version of AGTBA where line 10 in Alg. 1 is removed because AGTBA recursive call is not required. Since the set  $\mathcal{A} \setminus \{\mathcal{G}_1 \cup \mathcal{G}_2\}$  does not necessarily include a path, MAGTBA sets  $p = 1$  if there was a path; otherwise,  $p = 0$ . Once the parallel scans of the bisection search and MAGTBA method are completed, the algorithm removes all the elements that are identified by NACKs from  $\mathcal{A}$ , updates  $N$  and  $M$ , and performs HGTBA<sub>3</sub>( $\cdot$ ) with the new set of variables to select the rest of the scanning beams. The pseudocode of this algorithm is provided in Alg. 2.

#### IV. SIMULATIONS

We provide simulations of our proposed analog and hybrid BA procedures considering noiseless and noisy settings. For each simulation, we average the plots over  $10^6$  realizations of the  $M$  AoAs.

##### A. Noiseless Simulations

We first provide a noiseless simulation of the proposed analog and hybrid BA methods. Fig 1a shows the comparison of the AGTBA, and the state-of-the-art analog BA methods, namely MLBS algorithm [17] and exhaustive search for different values of  $N$  and  $M$ . For small values of  $N$ , AGTBA has similar performance to MLBS. However, it outperforms MLBS as  $N$  increases. Moreover, AGTBA has lower computational complexity compared to MLBS which is due to the necessity of forming a decision tree. Additionally, unlike MLBS which

##### Algorithm 2: HGTBA<sub>3</sub>( $\mathcal{A}, M, N$ )

---

```

1 if  $N \leq 2M - 2$  then
2   Exhaustive Search
3 else
4   if  $M = 1$  then
5      $\alpha = \lfloor \log_2 \frac{N}{2} \rfloor$ 
6   else
7      $\alpha = \lfloor \log_2 \frac{N-M+1}{M} \rfloor$ 
8   Form disjoint sets  $\mathcal{G}_1$  and  $\mathcal{G}_2$  of size  $2^\alpha$ 
9   if Both NACK then
10    HGTBA3( $\mathcal{A} \setminus \{\mathcal{G}_1 \cup \mathcal{G}_2\}, M, N - |\mathcal{G}_1| - |\mathcal{G}_2|$ );
11  else if Both ACK then
12     $\mathcal{G}'_1 = \text{Bisection-Search}(\mathcal{G}_1)$ 
13     $\mathcal{G}'_2 = \text{Bisection-Search}(\mathcal{G}_2)$ 
14    HGTBA3( $\mathcal{A} \setminus \{\mathcal{G}'_1 \cup \mathcal{G}'_2\}, M - 2, N - |\mathcal{G}'_1| - |\mathcal{G}'_2|$ )
15  else
16     $\mathcal{C}_1 = \text{The set that resulted in ACK}$ 
17     $\mathcal{C}_2 = \text{The set that resulted in NACK}$ 
18     $\mathcal{C}'_1 = \text{Bisection-Search}(\mathcal{C}_1)$ 
19     $\mathcal{G}'_3, p =$ 
20      MAGTBA( $\mathcal{A} \setminus \{\mathcal{G}_1 \cup \mathcal{G}_2\}, M - 1, N - |\mathcal{G}_1| - |\mathcal{G}_2|$ )
21    HGTBA3( $\mathcal{A} \setminus \{\mathcal{C}'_1 \cup \mathcal{C}_2 \cup \mathcal{G}'_3\}, M - 1 - p, N -$ 
22       $|\mathcal{C}'_1| - |\mathcal{C}_2| - |\mathcal{G}'_3|$ )

```

---

uses non-contiguous beams, AGTBA can use only contiguous beams which are easier to implement in practice [6].

We compare the performance of the proposed GT-based hybrid BA methods in Fig. 1b and Fig. 1c along with hybrid exhaustive search (HES), which is a modification of the exhaustive search to the hybrid BA setting. In HES, the BS checks  $N_{\text{RF}} = 2$  angular intervals at a time and does exhaustive search. We also plotted the performance of AGTBA as a baseline for comparison with analog BA. As expected from the discussions provided in Sec. III-C, we observe that the HGTBA<sub>3</sub> algorithm outperforms the rest for all values of  $N$  and  $M$ . In Fig. 1b, HGTBA<sub>3</sub> reduces  $E[T_{\text{BA}}]$  by a factor of two compared to AGTBA when  $M = 2$ . Based on Fig. 1c,

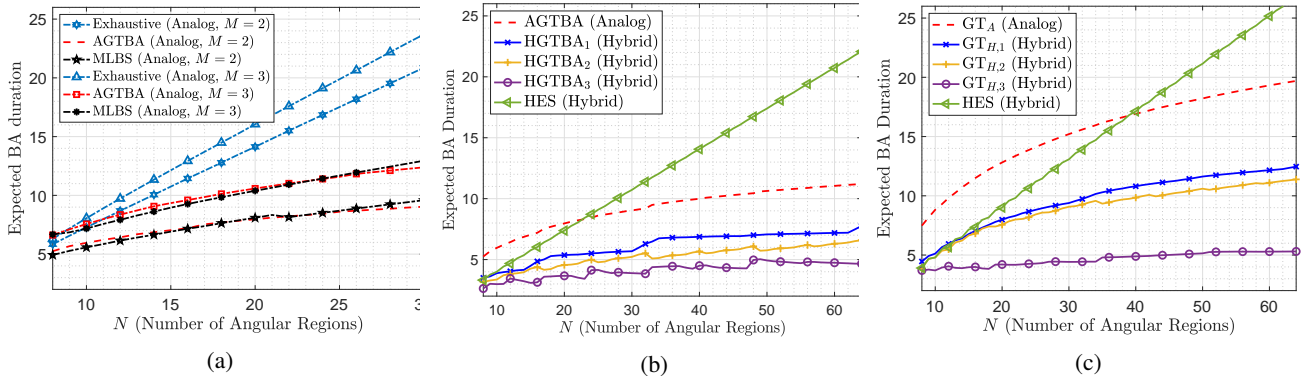


Fig. 1: The comparison of  $E[T_{\text{BA}}]$  versus number of angular regions  $N$  of a) analog BA algorithms: MLBS [17], exhaustive search [25] and AGTBA for  $M = 2$ , b) proposed BA algorithms and HES for  $M = 2$ , and c) proposed BA algorithms and HES for  $M = 4$ .

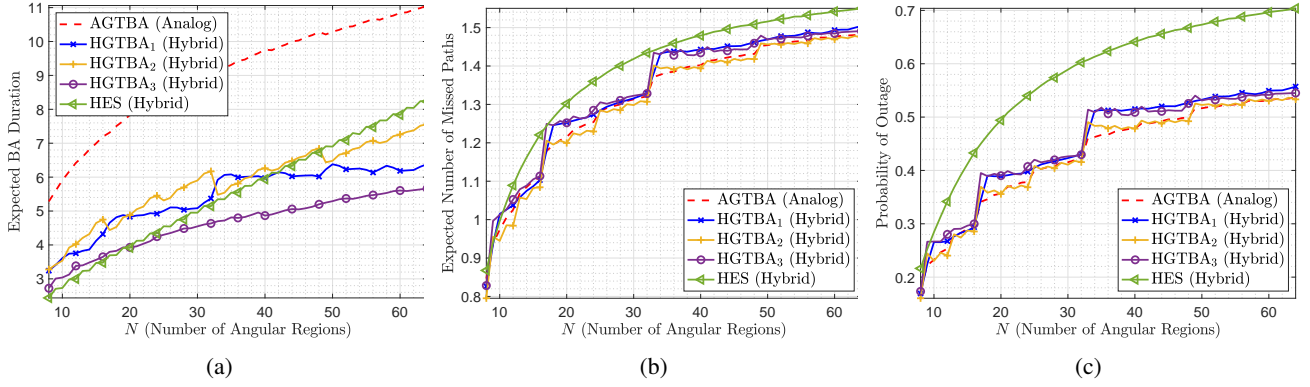


Fig. 2: A comparison in terms of a) expected BA duration, b) expected number of missed paths, c) outage probability when  $\Pr[\text{MD}] = 0.12$ ,  $\Pr[\text{FA}] = 0.4$  for  $M = 2$ .

the reduction in  $E[T_{\text{BA}}]$  is further increased to a factor of three when  $M = 4$ . We also observe that when  $N$  is small, HGTBA<sub>1</sub> and HGTBA<sub>2</sub> algorithms perform similarly to HES. However, for large values of  $N$  even AGTBA outperforms HES.

### B. Noisy Simulations

Next, we investigate the impact of the channel noise on the performance of the proposed analog and hybrid BA methods. At each time slot of the BA, motivated by prior works such as [9], [17], [18], we consider that the BS performs hypothesis testing in which the energy of the received signal at each RF chain is compared with a threshold,  $T$ , to determine whether or not any paths are present in the used scanning beams. Our hypothesis testing consists of these two hypotheses:

- $\mathcal{H}_0$ : No path is captured in the scanning beam
- $\mathcal{H}_1$ : At least one path is captured in the scanning beam

If the received energy is above the predetermined threshold, the BS categorizes this as an ACK and accepts  $\mathcal{H}_1$ . If the energy is below the threshold, the BS categorizes this as a NACK and rejects  $\mathcal{H}_1$ , i.e. accepts  $\mathcal{H}_0$ .

Depending on the channel SNR and the energy threshold, we will have false alarm  $\Pr[\text{FA}]$  and misdetection  $\Pr[\text{MD}]$  probabilities. False alarm happens when the BS decides on  $\mathcal{H}_1$  while there are no paths in the scanned beams. Misdetection

happens when the BS decides on  $\mathcal{H}_0$  while the scanned beams includes at least a path.

Optimization of the hypothesis testing threshold can be done in several ways (for example see [9], [17], [18]) which would result in different values of  $\Pr[\text{FA}]$  and  $\Pr[\text{MD}]$ . This optimization is out of the scope of this paper and left for future publication. Here, we instead use the following pairs of  $(\Pr[\text{FA}], \Pr[\text{MD}])$  probabilities calculated in [17, Fig. 8a]. These values are calculated for  $M = 2$  considering the 3GPP channel model [26].

- $(\Pr[\text{MD}], \Pr[\text{FA}]) = (0.12, 0.4)$  in Fig. 2
- $(\Pr[\text{MD}], \Pr[\text{FA}]) = (0.19, 0.19)$  in Fig. 3
- $(\Pr[\text{MD}], \Pr[\text{FA}]) = (0.39, 0.05)$  in Fig. 4

In each of the figures Fig. 2, Fig. 3, and Fig. 4, we plot the performance of the proposed BA methods and HES in terms of the BA duration, the expected number of misdetected paths, and outage probability (when all paths are misdetected) for  $M = 2$  considering different values of  $N$ . From these figures, we observe for all three considered pairs of  $(\Pr[\text{MD}], \Pr[\text{FA}])$ , our proposed HGTBA<sub>3</sub> has the shortest BA duration for intermediate and large values of  $N$ . In terms of the expected number of paths and outage probability, for the cases of  $(\Pr[\text{MD}], \Pr[\text{FA}]) = (0.12, 0.4)$  and  $(\Pr[\text{MD}], \Pr[\text{FA}]) = (0.19, 0.19)$  shown in Fig. 2 and Fig. 3, we observe that the performance of HGTBA<sub>3</sub> is

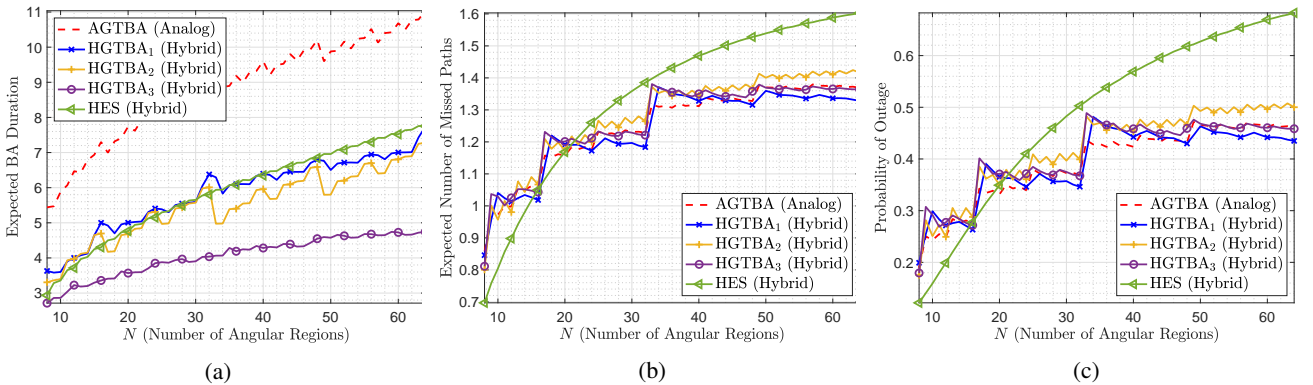


Fig. 3: A comparison in terms of a) expected BA duration, b) expected number of missed paths, c) outage probability when  $\Pr[\text{MD}] = 0.19$ ,  $\Pr[\text{FA}] = 0.19$  for  $M = 2$ .



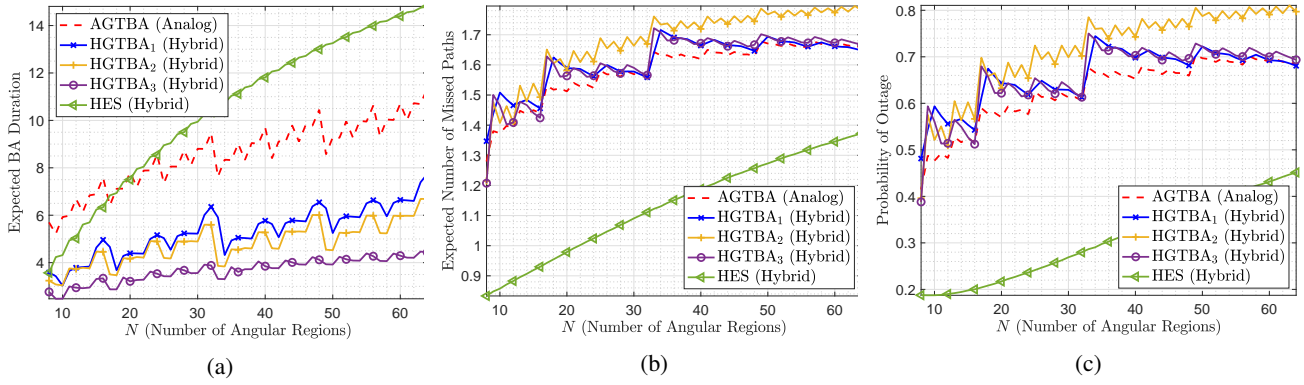


Fig. 4: A comparison in terms of a) expected BA duration b) expected number of missed paths, c) outage probability when  $\Pr[\text{MD}] = 0.39$ ,  $\Pr[\text{FA}] = 0.05$  for  $M = 2$ .

comparable with the best performance for all  $N$ 's. However, for  $(\Pr[\text{MD}], \Pr[\text{FA}]) = (0.39, 0.05)$  shown in Fig. 4, we observe that HES has the best performance in terms of the expected number of paths and outage probability while having the worst BA duration. These observations suggest that when  $\Pr[\text{FA}]$  is small and a long BA duration can be tolerated, HES is the best method. Otherwise, the proposed HGTBA<sub>3</sub> has the best performance. We note that currently the proposed BA methods are not optimized for noisy systems. Such an optimization is left for future work.

## V. CONCLUSION

In this paper, we have investigated noiseless interactive hybrid BA problem in an uplink single user scenario, where the channel between UE and BS consists of multiple paths. We have proposed a general GT-based framework for this problem through which we have provided novel GT-based analog and hybrid BA strategies. We have shown through simulations that the proposed BA strategies lead to reduced expected BA duration compared to the state-of-the-art methods.

## REFERENCES

- [1] S. Rangan, T. S. Rappaport, and E. Erkip, "Millimeter-wave cellular wireless networks: Potentials and challenges," *Proc. of the IEEE*, vol. 102, no. 3, pp. 366–385, 2014.
- [2] M. Gapeyenko, A. Samuylov, M. Gerasimenko, D. Moltchanov, S. Singh, M. R. Akdeniz, E. Aryafar, N. Himayat, S. Andreev, and Y. Koucheryavy, "On the temporal effects of mobile blockers in urban millimeter-wave cellular scenarios," *IEEE Trans. Veh. Technol.*, vol. 66, no. 11, pp. 10124–10138, 2017.
- [3] S. Kuty and D. Sen, "Beamforming for millimeter wave communications: An inclusive survey," *IEEE Comms. Surveys & Tutorials*, 2016.
- [4] M. R. Akdeniz, Y. Liu, M. K. Samimi, S. Sun, S. Rangan, T. S. Rappaport, and E. Erkip, "Millimeter wave channel modeling and cellular capacity evaluation," *IEEE JSAC*, vol. 32, no. 6, pp. 1164–1179, 2014.
- [5] Y. Xing and T. S. Rappaport, "Propagation measurement system and approach at 140 GHz-moving to 6G and above 100 GHz," in *IEEE GLOBECOM*, 2018.
- [6] A. Khalili, S. Shahsavari, M. A. A. Khojastepour, and E. Erkip, "On optimal multi-user beam alignment in millimeter wave wireless systems," *IEEE ISIT*, 2020.
- [7] A. Khalili, S. Rangan, and E. Erkip, "On single-user interactive beam alignment in next generation systems: A deep learning viewpoint," *arXiv preprint arXiv:2102.10229*, 2021.
- [8] A. Khalili, S. Shahsavari, M. A. A. Khojastepour, and E. Erkip, "On single-user interactive beam alignment in millimeter wave systems: Impact of feedback delay," *arXiv preprint arXiv:2102.02413*, 2021.
- [9] N. Michelusi and M. Hussain, "Optimal beam-sweeping and communication in mobile millimeter-wave networks," in *IEEE ICC*, 2018.
- [10] M. Hussain and N. Michelusi, "Throughput optimal beam alignment in millimeter wave networks," in *IEEE ITA*, 2017.
- [11] S. Khosravi, H. S. Ghadikolaei, and M. Petrova, "Efficient beamforming for mobile mmWave networks," *arXiv preprint arXiv:1912.12118*, 2019.
- [12] S.-E. Chiu, N. Ronquillo, and T. Javidi, "Active learning and CSI acquisition for mmwave initial alignment," *IEEE JSAC*, vol. 37, no. 11, pp. 2474–2489, 2019.
- [13] S. Noh, M. D. Zoltowski, and D. J. Love, "Multi-resolution codebook and adaptive beamforming sequence design for millimeter wave beam alignment," *IEEE Trans. Wirel. Commun.*, vol. 16, no. 9, pp. 5689–5701, 2017.
- [14] X. Song, S. Haghighatshoar, and G. Caire, "Efficient beam alignment for millimeter wave single-carrier systems with hybrid MIMO transceivers," *IEEE Trans. Wirel. Commun.*, vol. 18, no. 3, pp. 1518–1533, 2019.
- [15] A. Klautau, P. Batista, N. González-Prelcic, Y. Wang, and R. W. Heath, "5G MIMO data for machine learning: Application to beam-selection using deep learning," in *IEEE ITA*, 2018.
- [16] A. Lalitha, N. Ronquillo, and T. Javidi, "Improved target acquisition rates with feedback codes," *IEEE JSTSP*, vol. 12, no. 5, pp. 871–885, 2018.
- [17] I. Aykin, B. Akgun, and M. Krunch, "Multi-beam transmissions for blockage resilience and reliability in millimeter-wave systems," *IEEE JSAC*, vol. 37, no. 12, pp. 2772–2785, 2019.
- [18] V. Suresh and D. J. Love, "Single-bit millimeter wave beam alignment using error control sounding strategies," *IEEE JSTSP*, vol. 13, no. 5, pp. 1032–1045, 2019.
- [19] D. Du, F. K. Hwang, and F. Hwang, *Combinatorial group testing and its applications*. World Scientific, 2000, vol. 12.
- [20] M. Aldridge, O. Johnson, and J. Scarlett, "Group testing: An information theory perspective," *arXiv preprint arXiv:1902.06002*, 2019.
- [21] F. K. Hwang, "A method for detecting all defective members in a population by group testing," *J Am Stat Assoc*, vol. 67, no. 339, pp. 605–608, 1972.
- [22] R. Ramanathan, "On the performance of Ad Hoc networks with beam-forming antennas," in *Proc. of ACM Int. Symp. on Mobile Ad Hoc Networking & Computing*, 2001.
- [23] V. Desai, L. Krzymien, P. Sartori, W. Xiao, A. Soong, and A. Alkhateeb, "Initial beamforming for mmWave communications," in *48th ACSSC*. IEEE, 2014, pp. 1926–1930.
- [24] J. Robin and E. Erkip, "Access delay constrained activity detection in massive random access," *IEEE SPAWC*, 2021.
- [25] C. N. Barati, S. A. Hosseini, M. Mezzavilla, T. Korakis, S. S. Panwar, S. Rangan, and M. Zorzi, "Initial access in millimeter wave cellular systems," *IEEE Trans. Wirel. Commun.*, vol. 15, no. 12, pp. 7926–7940, 2016.
- [26] 3GPP, "Study on channel model for frequency spectrum above 6 GHz," 3GPP, Tech. Rep. TR 38.900 v14.3.1, July 2017.