
LIMECRAFT: HANDCRAFTED SUPERPIXEL SELECTION AND INSPECTION FOR VISUAL EXPLANATIONS

A PREPRINT

 **Weronika Hryniewska**

Faculty of Mathematics and Information Science
Warsaw University of Technology
Koszykowa 75, 00-662 Warsaw (Poland)
weronika.hryniewska.dokt@pw.edu.pl

Adrianna Grudzień

Faculty of Mathematics and Information Science
Warsaw University of Technology
Koszykowa 75, 00-662 Warsaw (Poland)
a.grudzien@student.mini.pw.edu.pl

 **Przemysław Biecek**

Faculty of Mathematics and Information Science
Warsaw University of Technology
Koszykowa 75, 00-662 Warsaw (Poland)
przemyslaw.biecek@pw.edu.pl

ABSTRACT

The increased interest in deep learning applications, and their hard-to-detect biases result in the need to validate and explain complex models. However, current explanation methods are limited as far as both the explanation of the reasoning process and prediction results are concerned. They usually only show the location in the image that was important for model prediction. The lack of possibility to interact with explanations makes it difficult to verify and understand exactly how the model works. This creates a significant risk when using the model. It is compounded by the fact that explanations do not take into account the semantic meaning of the explained objects. To escape from the trap of static explanations, we propose an approach called LIMEcraft that allows a user to interactively select semantically consistent areas and thoroughly examine the prediction for the image instance in case of many image features. Experiments on several models showed that our method improves model safety by inspecting model fairness for image pieces that may indicate model bias. The code is available at: <http://github.com/MI2DataLab/LIMEcraft>

Keywords Explainable AI · superpixels · LIME · image features · interactive User Interface

1 Introduction

Artificial Intelligence is quickly becoming applied in a variety of domains. Deep learning (DL) has already achieved significant results in many areas concerning computer vision. However, despite these remarkable results achieved by DL, the decisions made by black-boxes still remain unclear for humans, due to difficulty in understanding the reasoning process of the neural network. Lack of interpretability resulted in critical issues considering model fairness and safety.

For this reason, explainability methods have begun to attract researchers' attention. They have started to create various approaches to explain neural networks' decision process. One vastly used method is Local Interpretable Model-Agnostic Explanations (LIME). It appeared that explanation that marks important regions in the image is easily understandable for humans, and therefore used in many scientific studies.

However, so far, most of these methods consider it sufficient to mark only the area that affects the model prediction. The construction of explanations does not take into account the individual factors that contribute to the significance of a region in the model prediction.

In this paper, we propose a new method based on LIME with the possibility of inspection image features, such as: color, shape, position, and rotation for creation of Visual eXplanations. Our method LIMEcraft also allows handcrafted superpixel selection, which eliminates non-interaction problems with explanation methods and improves the explanation quality of complex image instances.

2 Related works

2.1 Perturbation-based explainable algorithms

Perturbation-based explainable algorithms use a technique of iteratively removing or changing parts of image features. The variety of perturbations shows how many types of distortions can be applied to images. Among such techniques, we can distinguish: occlusion (e.g. LIME by Ribeiro et al. [2016] or RISE by Petsiuk et al. [2018]), DeConvolution and Occlusion Sensitivity (see Zeiler and Fergus [2014]), blurring [Fong and Vedaldi, 2017], conditional sampling (Prediction Difference Analysis by Zintgraf et al. [2017]), adding noise (Noise Sensitivity by Greydanus et al. [2018]), substitution of existing features (IRT and OSFT by Burns et al. [2019]) or superimposing another image [Ribeiro et al., 2018]. Based on a model response, the importance of those image features is calculated. Then, the attribution of each feature is computed and the results are shown. However, such techniques do not measure the importance of particular image features, only the location of parts of the image is important. The lack of investigation which image features (color, position, shape, brightness) play the most crucial role, makes these methods prone to errors.

One of the most popular techniques that use occlusion to check the importance of regions in an image is called Local Interpretable Model-Agnostic Explanations [Ribeiro et al., 2016, LIME]). LIME is a model-agnostic explanation algorithm. Model-agnostic means that the architecture of the model does not have an influence on the possibility to explain the model. The explanation is local - it focuses on one specific prediction rather than considering the model globally. The LIME algorithm works with tabular data, text, and images. As for images, it divides them into superpixels based on the quick shift algorithm [Vedaldi and Soatto, 2008]. Quick shift is a fast mode-seeking algorithm that segments an image by localizing clusters of pixels in both spatial and color dimensions. Then, a dataset with some superpixels occluded is generated. Each perturbed instance gets the probability of belonging to a class. On this locally weighted dataset, the linear model is trained. The highest positive and negative weights for a specific class are presented in the original image by addition, respectively, a green or a red semitransparent mask on the most important superpixels.

2.2 Methods based on LIME

Following the success of LIME algorithm, many scientists started to be interested in developing this method to make it even more efficient and effective. The greatest number of LIME modifications were for tabular data, e.g., DLIME [Zafar and Khan, 2019], GraphLIME [Huang et al., 2020], Tree-LIME [Li et al., 2019], ALIME [Shankaranarayana and Runje, 2019], LIME-SUP [Hu et al., 2018]. However, methods based on LIME for the images were also developed and published in scientific journals, namely: Anchor LIME [Ribeiro et al., 2018], LIMEAleph [Rabold et al., 2020], KL-LIME [Peltola, 2018], MPS-LIME [Shi et al., 2020], and NormLIME [Ahern et al., 2019].

Anchor LIME [Ribeiro et al., 2018], instead of hiding some superpixels from the original image, superimposes another image over the rest of the superpixels. Authors stress that the method might seem unnatural, but it allows to predict the model's behavior on unseen cases.

LIME based on a Kullback Leibler divergence, called KL-LIME [Peltola, 2018], was designed for explaining the predictions of Bayesian predictive models. The proposed method combines methods from Bayesian projection predictive variable selection with LIME algorithm. In KL-LIME, parameters of the interpretable model are found by minimizing the Kullback–Leibler divergence from the predictive model.

LIME-Aleph [Rabold et al., 2020] combined an explanation generated by LIME with logic rules obtained by the Inductive Logic Programming system Aleph. The authors claimed that in LIME it is not clear if the classification decision was made due to the presence of specific parts of the image or because of the specific relation between them. Their approach was capable of identifying the relationship between elements as an important explanatory factor.

The method of superpixels selection was replaced in MPS-LIME [Shi et al., 2020] using Modified Perturbed Sampling (MPS) operation. MPS-LIME converts superpixels into an undirected graph. The authors claimed that their method does not ignore the complicated correlation between image features and improves the algorithm efficiency.

LIME is a method for a local explanation, while NormLIME [Ahern et al., 2019] tries to aggregate local explanations and create a global, class-specific explanation.

2.3 Limitations of existing algorithms

There are some weaknesses of the LIME method. The definition of superpixels does not take into account the semantic meaning of objects in the image, and consequently, sometimes different objects are located within a single superpixel. This is especially visible in images with many overlapping objects and in medical images.

Moreover, despite many attempts to improve the LIME algorithm, it is often considered a non-robust. Alvarez-Melis and Jaakkola [2018] showed that especially perturbation-based methods are prone to instability. Small changes in the input image, such as adding Gaussian noise, should not significantly affect explanations. However, due to the fully automatic selection of the superpixels, LIME depends strongly on nonsemantic input image features and is particularly sensitive to noise.

A suggestion that the existing explanation techniques are vulnerable to attacks of adversarial classifiers was made by Slack et al. [2020]. They claimed that LIME is not sufficient for ascertaining the discriminatory behavior of classifiers in sensitive applications and is not reliable. They constructed an approach that can be used to scaffold a biased classifier. Predictions of the classifier on the input data still remain biased, but the post hoc explanations of the scaffolded classifier look innocuous.

Moreover, Rahnama and Boström [2019] claimed that LIME suffers from data and label shift. They performed experiments showing that the instances generated by LIME’s algorithm are distinctly different from training instances drawn from the underlying distribution. Based on the obtained results, they concluded that random perturbations of the features of the explained instance cannot be considered a reliable method of generating data in the LIME method.

Schallner et al. [2020] stressed that the selection of a suitable superpixel algorithm should be considered. They conducted several experiments comparing different superpixel algorithms. Finally, they said that for each problem, the superpixel selection algorithm should be consulted with domain experts. In some situations, it is important to generate superpixels of significantly different sizes depending on the semantic meaning of the content.

To sum up, LIME is sensitive to small changes in the input image, such as adding noise or an adversarial attack. Random feature perturbations are unreliable because LIME suffers from data and label shift. The choice of an optimal segmentation algorithm affects the LIME results and should be consulted with a domain expert. As we will show below, for partially covered or noisy features, automatic segmentation leads to worse results than expert-assisted segmentation.

3 LIMEcraft

3.1 Motivation

Our motivation was to create a solution that works better on LIME’s corner cases, which, as we have seen, can often occur when medical images are analyzed. We discovered that for partially covered or noisy images the segmentation algorithm divides the images into superpixels in an unacceptable way. The lack of semantic understanding of the image makes LIME unsafe for many medical images and for images taken in the natural environment when some objects are partially obscured by others, as presented in Figure 1. For this reason, we created an opportunity to manually select superpixels.




Figure 1: Examples of division into superpixels by LIME and by our algorithm of skin lesion [Vargas et al., 2020] and car photo. For each pair, the left image shows the automatic LIME segmentation and the right one a LIMEcraft segmentation supported by the user who outlined the skin lesion of interest (first pair) or the car (second pair). LIME uses quick shift algorithm, and LIMEcraft uses manual or predefined superpixel selection, and then, segmentation based on K-means clustering algorithm.

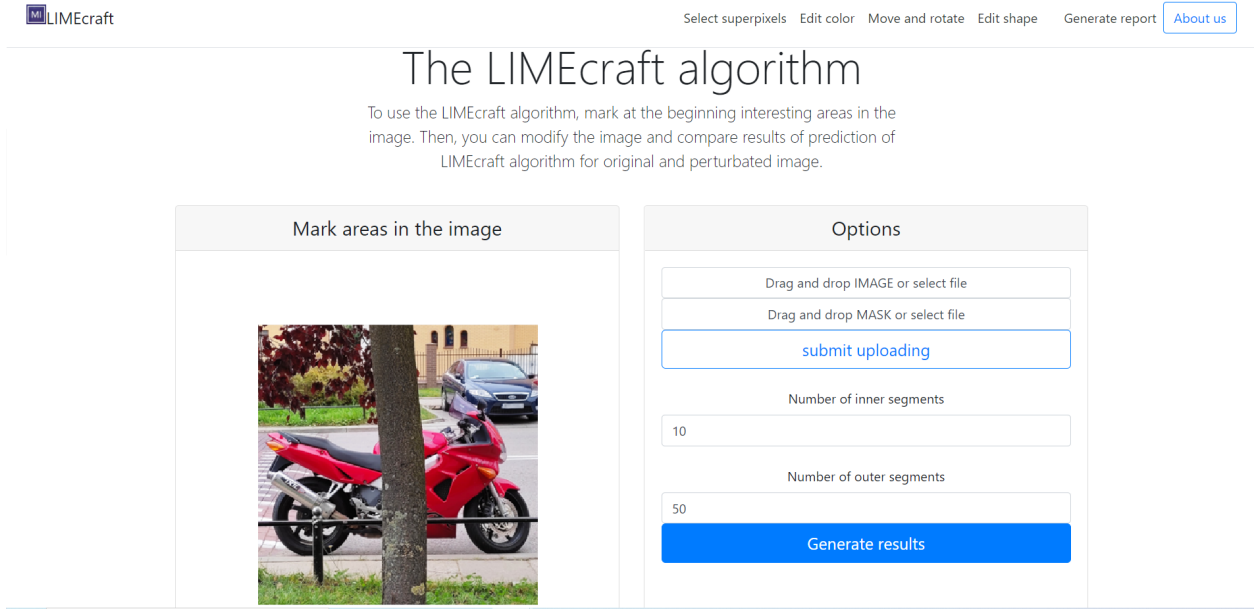


Figure 2: An example of the interface available on the website <http://github.com/MI2DataLab/LIMEcraft> allowing to outline features of interest and analyze the explanations yourself.

The next problem that we wanted to address is the lack of understanding of the image features that contributed mostly to the model prediction. The location of the most important superpixel does not provide us with complete information about whether the model has learned the correct features. Without careful verification, we cannot be sure that a car of any color will be correctly recognized by the model as a car and classified into the correct class. Image features’ inspection may also help us to investigate the possibility of bias based on, e.g, skin color.

The LIME algorithm is prone to the presence of noise. Although our solution cannot fully eliminate this instability, it limits an uncontrolled splitting into superpixels and improves model reliability testing capabilities.

3.2 Different types of superpixels’ selection

The image is divided into segments called “superpixels”. Superpixels are selected by a user using a tool, which allows drawing an irregular path of shapes. Moreover, LIMEcraft allows to upload a prepared mask of superpixels. Such functionalities lead to greater influence on proper image analysis.

After manual or predefined superpixel selection, we can determine into how many subsegments the areas both “inside” and “outside” of the selected area will be divided. Such automatic subsegments are generated using image segmentation based on the K-means clustering algorithm.

The potential use-case scenario is to manually define objects that should not be combined in the same superpixel. Such an image could be, for example, a complex cityscape partially obscured by tree branches, an X-ray image in which there are naturally small differences in the brightness of areas while these areas belong to other internal organs, a photograph of undergrowth in which there are many objects similar in color.

Checking the responsibility of a network to classify lung lesions could be an example of using the mask loading functionality. The neural network was trained on the data with lesions label, and then validated on an external database, as recommended by Hryniewska et al. [2021]. For external validation, the dataset for lesions detection was chosen, so the database contained not only the names of lesions present on the images but also their location. These lesions’ masks can be easily uploaded into LIMEcraft and it can be verified whether they are important for the model’s prediction.

3.3 Inspection of image feature importance

The interface we have created makes it possible to analyze the impact of image perturbation on the prediction of the model. The user can edit the color, shape, and position of the selected area, and then subject the edited image to the LIMEcraft algorithm.

Color edition enables to manipulate the values of individual channels of the image (RGB), so the brightness can be also adjusted. Moreover, we can rotate the selected area and change its position. The moved piece can also be completely removed. In the edited area, the inpainting algorithm based on “biharmonic equation” [Damelin and Hoang, 2018] is applied. The selected area may also be expanded according to a user-defined “power” value. For values greater than 1, it will be enlarged, and for values less than 1, it will be shrunk.

In order to be able to better understand the changes that have occurred as a result of the perturbation of the image, the report in a form of a table is generated. It compares the percentages of probabilities for the predicted classes.

It is crucial to see how the model responds to a change in individual image elements. For example, for microscope images, the shapes and colors of cells may be relevant to a classification task. However, position and rotation should not significantly affect the prediction of the trained model. By running such experiments using LIMEcraft, we can observe whether the model has learned to recognize objects by the correct features.

3.4 Interactive User Interface

In contrast to the fully automated approach of the LIME algorithm, our method LIMEcraft algorithm incorporates the human into the process of explainability. It gives them the ability to influence the division into superpixels, the choice of the number of superpixels, and a more detailed analysis of the model by comparing the prediction results for the original image and the one subjected to perturbations.

The undeniable advantage of the dashboard is that it can be used by people unfamiliar with programming, because the interface is very intuitive and user-friendly. The interface is presented in Figure 2.

The interactive User Interface gives the human more control over the quality of the model and, as a result, the safety of the created models. An important aspect that cannot be ignored is the various biases that a model may have. With an interactive interface, different possibilities (image modifications) can be tested to ensure safety and fairness. A good example to consider here would be the possibility of changing the skin color of a person in a photo.

Algorithm 1 LIMEcraft algorithm

Input: black-box model f , input sample *image*, mask of superpixels M , number of superpixels n_1 (inner of selected area), n_2 (outer of selected area), number of features to pick m

Output: explainable coefficients from the linear model

```

1: if you want then                                ▷ Define mask
2:    $mask \leftarrow UploadMask(M)$ 
3: else
4:    $mask \leftarrow MarkAreasInTheImage$ 
5: end if
6: if you want then                                ▷ Choose number of superpixels
7:    $x_1 \leftarrow segment.KmeansClustering(mask, n_1)$ 
8:    $x_2 \leftarrow segment.KmeansClustering(image - mask, n_2)$ 
9:    $x \leftarrow x_1 + x_2$ 
10: end if
11: if you want then                                ▷ Change image features
12:   Edit image
13: end if
14:  $\bar{y} \leftarrow f.predict(x)$ 
15: for  $i$  in  $n$  do
16:    $p_i \leftarrow Permute(x)$                                 ▷ Randomly pick superpixels
17:    $obs_i \leftarrow f.predict(p)$ 
18:    $dist_i \leftarrow |\bar{y} - obs_i|$ 
19: end for
20:  $simscore \leftarrow SimilarityScore(dist)$ 
21:  $x_{pick} \leftarrow Pick(p, simscore, m)$ 
22:  $L \leftarrow LinearModel.fit(p, m, simscore)$ 
23: return  $L.weights$ 

```

3.5 Algorithm in details

LIMEcraft algorithm is based on LIME. However, there are some key differences between both of them. As presented in Algorithm 1, LIMEcraft algorithm includes the possibility to define mask for the selected image, and then, to choose the number of superpixels inside and outside the mask. The next important innovation is a functionality to edit image, which provides the insight into the model’s robustness. Moreover, LIME and LIMEcraft have different segmentation algorithms. LIME uses quick shift algorithm. In LIMEcraft, besides manual or predefined superpixel selection, segmentation is based on K-means clustering algorithm.

4 Method evaluation

4.1 Relevance of image features to correctness of prediction

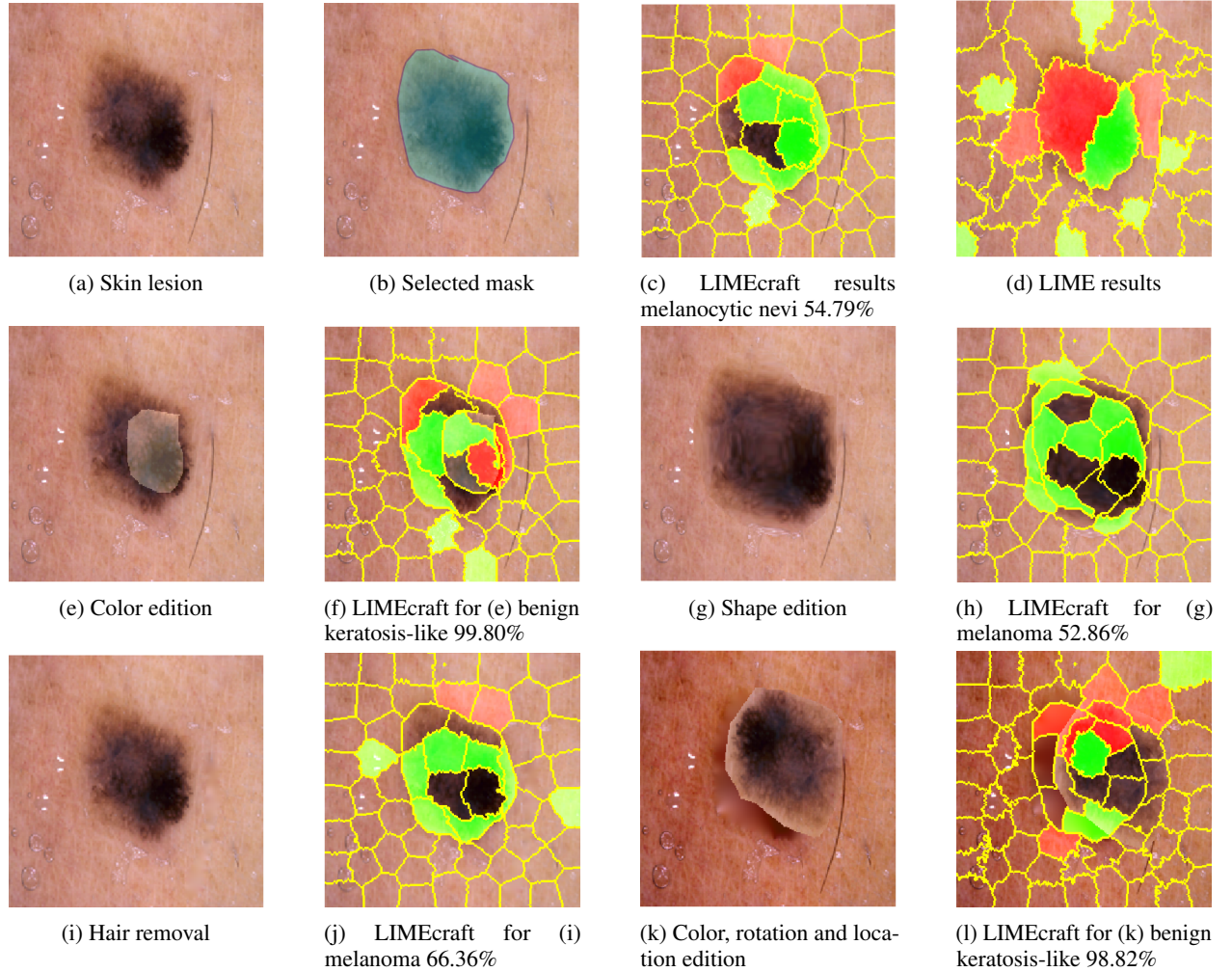


Figure 3: Model inference results for skin lesion classification using the LIMEcraft algorithm. The input image shows a lesion called melanocytic nevi.

We tested the ability to evaluate a model for skin lesion classification using LIMEcraft. First of all, we selected a database for classification of skin lesions [Mader, 2019]. Then, we chose model architecture: MobileNet and image input size: 224x224x3. The neural network used the base pretrained on Imagenet. While classifying into 7 classes, it achieved 64.6% of sparse categorical accuracy.

To investigate if the model is predicting class label based on skin lesions, not artifacts, such as hair, we conducted several tests using LIMEcraft. We selected mask (presented in Figure 3 (b)), and ran several experiments of feature importance.

The color edition, visible in Figure 3 (e), changed the model prediction from class melanocytic nevi (54.79%) to benign keratosis-like (99.80%).

LIMEcraft results obtained after shape edition (power of expansion: 1.4), in Figure 3 (g), did not change model confidence so drastically, because it dropped only 8.5%. However, it changed the most probable class to melanoma with 52.86% of probability.

In Figure 3 (i)), we removed hair and the prediction of class melanocytic nevi decreased to 33.54%. The most probable class for this case was melanoma.

The last conducted experiment covered many different image editions, namely: 10px shift into right and down direction, 180° rotation, and change of patient’s skin color.

Based on [Stieler et al., 2021]’s work, it can be presumed that changes such as rotation and shift of the skin lesion should not change the prediction of the model. On the other hand, changing the color and boundaries may change the features of the lesion.

The Figure 4, partially confirms our assumptions. The color of the lesion had a large effect on the prediction of the model. Hair removal did not change drastically model prediction. Nevertheless, there are some disturbing findings. A combination of several changes: skin color, shape, and rotation had a great influence on model classification result. This result may become the basis for speculating that the model could be biased.

Nevertheless, it is very important to note that results obtained by using the LIMEcraft algorithm should be evaluated by a domain specialist. It is up to the specialist to determine whether a given change in the input image should cause a change in the model response.

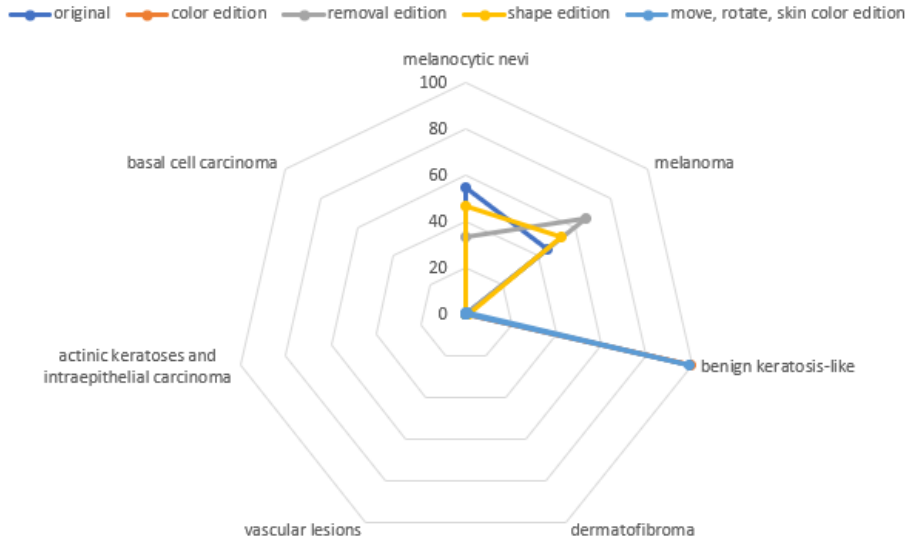


Figure 4: Radar plot of the model’s confidence in class selection for a skin lesion called melanocytic nevi.

4.2 Noise example-based sensitivity analysis

Slack et al. [2020] stated that LIME can be easily manipulated to hide biases. It stressed the fact that such explanations are untrustworthy and not safe to usage.

We wanted to examine if LIMEcraft improves the robustness of model explanations. Alvarez-Melis and Jaakkola [2018] added Gaussian noise to the input image and checked how strongly the output generated by explanation varies. They showed that the LIME explanation is highly vulnerable to small changes in input image due to the presence of sparse superpixels.

To test LIMEcraft safety, we trained on MNIST dataset small neural network with only one convolutional layer with relu activation, max-pooling, flattening, and one dense layer. It received 98.07% accuracy on the test set.

Then, we perturbed the image with number 7 by adding Gaussian noise that varies in intensity. The input image had pixel intensities between [0, 1] and the values out of this range were clipped. In Figure 5 are presented saved masks of

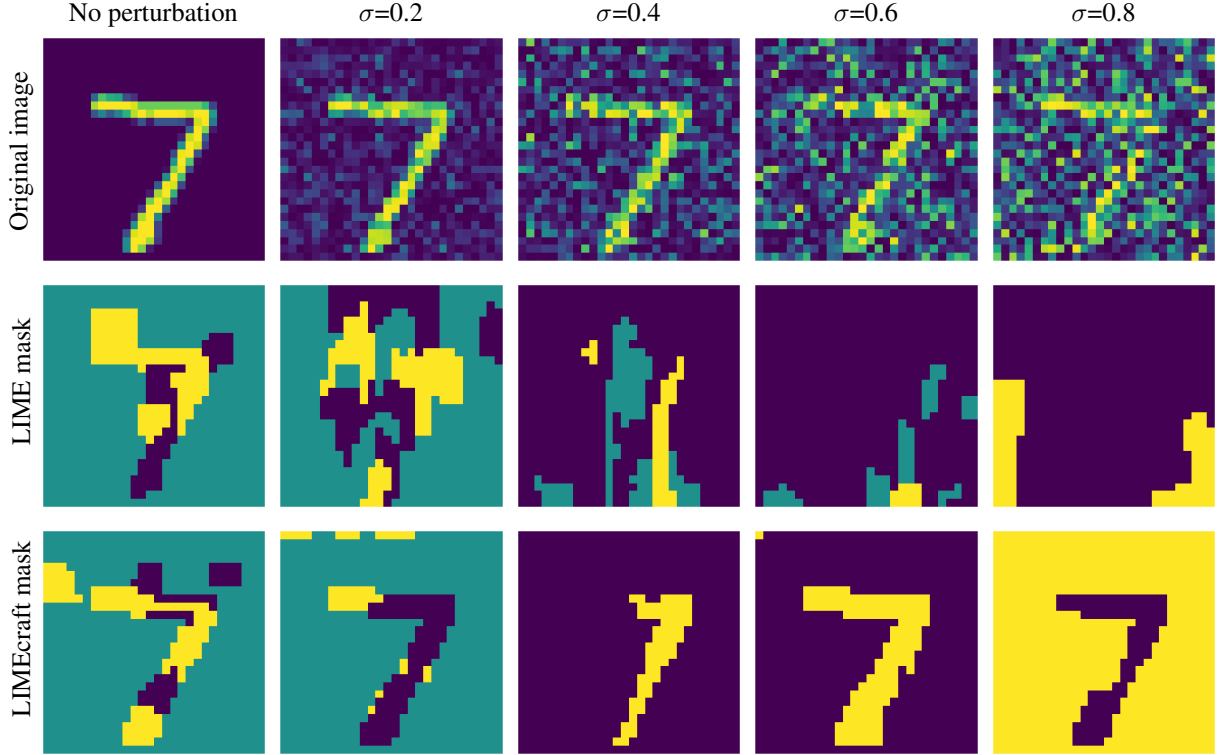


Figure 5: Images of digit 7 perturbed with Gaussian noise of σ strength and images showing the significance of superpixels on the classification of digit 7 (−1 negatively affects prediction, 0 has no significant effect, 1 positively affects) generated by the LIME and LIMEcraft algorithms.

superpixels generated by both LIME and LIMEcraft. In order to obtain more comparable evaluation results for both algorithms, the same segmentation algorithm was chosen - based on K-means clustering.

In the experiment presented in Figure 6, it appeared that, thanks to the manual selection of superpixel covering the number, LIMEcraft was more stable in case of the presence of noise. The Euclidean distance for strongly noisy images was not as high as for LIME algorithm. Not changing the outer border of the 7 number in LIMEcraft led to improve in robustness to perturbations in the input. It is also worth noting that for no noise or low noise values, the masks generated by LIMEcraft are comparable to the results achieved by LIME. Thus, it can be concluded that LIMEcraft improves the repeatability of the obtained explanations.

4.3 Evaluation with human subjects

The user study included an in-depth survey of a small group of people in the age between 20 and 30. The group was gender balanced. They were familiar with explainable artificial intelligence and using Jupyter notebooks. Their experience in training artificial intelligence models and LIME differed.

Their task was to fill a questionnaire before experiment. Next, they assessed a model quality by seeing what a model has learned and by checking its safety using LIME explanation method, and then LIMEcraft. Participants tested ImageNet model of Inception v3 architecture with 5 different non-medical images available in Github repository of LIMEcraft solution: <http://github.com/MI2DataLab/LIMEcraft>. At the end, they filled the questionnaire about their experience with LIME and LIMEcraft.

As advantages of LIME, some participants perceived its popularity and speed. In LIMEcraft, participants liked the most possibility to define superpixels and ability to edit an image, especially color and shape. They decided that they would choose LIMEcraft to show a non-programmer how the model works, but not all of them wanted to let non-programmer test the model. Participants found both: LIME and LIMEcraft quite useful, but LIMEcraft more. A significant difference was observed in the trust in the explanations generated by LIMEcraft.

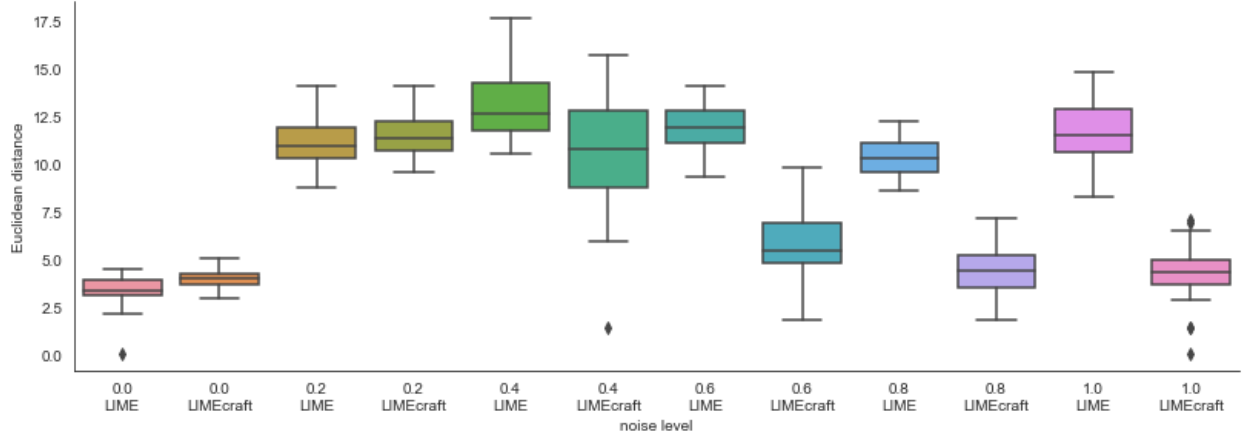


Figure 6: Box plot of the noise level dependence of the 10 images from the MNIST database on the similarity of the masks generated by LIMEcraft and LIME computed by Euclidean distance for each pair of images.

It was surprising that participants did not give a high score to the automatic generation of superpixels. This may lead to the conclusion that the shape of the automatically generated superpixels is faulty. It is worth noting that the ability to influence the shape of superpixels is the main advantage of LIMEcraft.

5 Conclusions

To our knowledge, LIMEcraft is the first LIME-based method that allows the user to directly involve in the construction of an explanation. With the help of presented set of techniques, the user can influence: (1) the superpixel constructions of the interpretable space on which LIME is based, (2) the specific aspects of the image to study how the operation affects prediction of the model and its explanation. Moreover, perturbations of colors, shapes, and positions allow the user to study the sensitivity of the model to changes.

The ability to select a mask for LIMEcraft allows domain knowledge to be introduced into the model explanation. Moreover, it makes it possible to apply the method to cases where the object under study is partially obscured or blends in color with its surroundings. By checking the relevance of each image feature, we can verify that the model is not biased and that it has learned the correct features, which will result in increased model safety and trustworthiness.

We provided code and a web application that can serve others to evaluate safety and robustness of their models.

Statements and Declarations

The research leading to these results received funding from NCN Sonata Bis-9 grant 2019/34/E/ST6/00052.

References

- Marco Tulio Ribeiro, Sameer Singh, and Carlos Guestrin. “Why Should I Trust You?”: Explaining the Predictions of Any Classifier. In *Proceedings of the 2016 Conference of the North American Chapter of the Association for Computational Linguistics: Demonstrations*, pages 97–101. Association for Computational Linguistics (ACL), jul 2016. doi:10.18653/v1/n16-3020.
- Vitali Petsiuk, Abir Das, and Kate Saenko. Rise: Randomized input sampling for explanation of black-box models. In *Proceedings of the British Machine Vision Conference (BMVC)*, 2018.
- Matthew D. Zeiler and Rob Fergus. Visualizing and understanding convolutional networks. In *Lecture Notes in Computer Science (including subseries Lecture Notes in Artificial Intelligence and Lecture Notes in Bioinformatics)*, volume 8689 LNCS, pages 818–833. Springer, Cham, 2014. ISBN 9783319105895. doi:10.1007/978-3-319-10590-1_53. URL https://link.springer.com/chapter/10.1007/978-3-319-10590-1_53.
- Ruth C. Fong and Andrea Vedaldi. Interpretable explanations of black boxes by meaningful perturbation. In *2017 IEEE International Conference on Computer Vision (ICCV)*, pages 3449–3457, 2017. doi:10.1109/ICCV.2017.371.

- Luisa M Zintgraf, Taco S Cohen, Tameem Adel, and Max Welling. Visualizing deep neural network decisions: Prediction difference analysis. In *5th International Conference on Learning Representations, ICLR 2017 - Conference Track Proceedings*. International Conference on Learning Representations, ICLR, feb 2017. URL <https://arxiv.org/abs/1702.04595v1>.
- Samuel Greydanus, Anurag Koul, Jonathan Dodge, and Alan Fern. Visualizing and understanding Atari agents. In Jennifer Dy and Andreas Krause, editors, *Proceedings of the 35th International Conference on Machine Learning*, volume 80 of *Proceedings of Machine Learning Research*, pages 1792–1801. PMLR, 10–15 Jul 2018. URL <https://proceedings.mlr.press/v80/greydanus18a.html>.
- Collin Burns, Jesse Thomason, and Wesley Tansey. Interpreting Black Box Models via Hypothesis Testing. *FODS 2020 - Proceedings of the 2020 ACM-IMS Foundations of Data Science Conference*, pages 47–57, mar 2019. doi:10.1145/3412815.3416889. URL <https://arxiv.org/abs/1904.00045v3>.
- Marco Túlio Ribeiro, Sameer Singh, and Carlos Guestrin. Anchors: High-precision model-agnostic explanations. In Sheila A. McIlraith and Kilian Q. Weinberger, editors, *Proceedings of the Thirty-Second AAAI Conference on Artificial Intelligence, the 30th IAAI-18, and the 8th AAAI Symposium on EAAI-18*, pages 1527–1535. AAAI Press, 2018.
- Andrea Vedaldi and Stefano Soatto. Quick shift and kernel methods for mode seeking. In David Forsyth, Philip Torr, and Andrew Zisserman, editors, *Computer Vision - ECCV 2008*, pages 705–718, Berlin, Heidelberg, 2008. Springer Berlin Heidelberg. ISBN 978-3-540-88693-8.
- Muhammad Rehman Zafar and Naimul Mefraz Khan. Dlime: A deterministic local interpretable model-agnostic explanations approach for computer-aided diagnosis systems. In *In proceeding of ACM SIGKDD Workshop on Explainable AI/ML (XAI) for Accountability, Fairness, and Transparency*, Anchorage, Alaska, 2019. ACM.
- Qiang Huang, Makoto Yamada, Yuan Tian, Dinesh Singh, Dawei Yin, and Yi Chang. Graphlime: Local interpretable model explanations for graph neural networks. *CoRR*, abs/2001.06216, 2020. URL <https://arxiv.org/abs/2001.06216>.
- Haisheng Li, Wei Fan, Sheng Shi, and Qiang Chou. A modified lime and its application to explain service supply chain forecasting. In *Natural Language Processing and Chinese Computing*, pages 637–644. Springer International Publishing, 2019. ISBN 978-3-030-32236-6.
- Sharath M. Shankaranarayana and Davor Runje. ALIME: Autoencoder based approach for local interpretability. In *Lecture Notes in Computer Science (including subseries Lecture Notes in Artificial Intelligence and Lecture Notes in Bioinformatics)*, volume 11871 LNCS, pages 454–463. Springer, 2019. ISBN 9783030336066. doi:10.1007/978-3-030-33607-3_49.
- Linwei Hu, Jie Chen, Vijayan N. Nair, and Agus Sudjianto. Locally interpretable models and effects based on supervised partitioning (LIME-SUP). *CoRR*, abs/1806.00663, 2018. URL <http://arxiv.org/abs/1806.00663>.
- Johannes Rabold, Hannah Deininger, Michael Siebers, and Ute Schmid. Enriching visual with verbal explanations for relational concepts – combining LIME with aleph. *Communications in Computer and Information Science*, 1167 CCIS:180–192, 2020. ISSN 18650937. doi:10.1007/978-3-030-43823-4_16.
- Tomi Peltola. Local interpretable model-agnostic explanations of bayesian predictive models via kullback-leibler projections. In *Proceedings of the 2nd Workshop on Explainable Artificial Intelligence (XAI 2018) at IJCAI/ECAI 2018*, 2018.
- Sheng Shi, Xinfeng Zhang, and Wei Fan. A Modified Perturbed Sampling Method for Local Interpretable Model-agnostic Explanation. *CoRR*, abs/2002.07434, 2020. URL <https://arxiv.org/abs/2002.07434>.
- Isaac Ahern, Adam Noack, Luis Guzman-Nateras, Dejing Dou, Boyang Li, and Jun Huan. Normlime: A new feature importance metric for explaining deep neural networks. *CoRR*, abs/1909.04200, 2019. URL <http://arxiv.org/abs/1909.04200>.
- David Alvarez-Melis and Tommi S. Jaakkola. On the Robustness of Interpretability Methods, 2018. URL <http://arxiv.org/abs/1806.08049>.
- Dylan Slack, Sophie Hilgard, Emily Jia, Sameer Singh, and Himabindu Lakkaraju. Fooling lime and shap: Adversarial attacks on post hoc explanation methods. In *Proceedings of the AAAI/ACM Conference on AI, Ethics, and Society, AIES ’20*, page 180–186, New York, NY, USA, 2020. Association for Computing Machinery. ISBN 9781450371100. doi:10.1145/3375627.3375830.
- Amir Hossein Akhavan Rahnama and Henrik Boström. A study of data and label shift in the LIME framework. *CoRR*, abs/1910.14421, 2019. URL <http://arxiv.org/abs/1910.14421>.

- Ludwig Schallner, Johannes Rabold, Oliver Scholz, and Ute Schmid. Effect of superpixel aggregation on explanations in LIME – A case study with biological data. In *Communications in Computer and Information Science*, volume 1167 CCIS, pages 147–158, 2020. ISBN 9783030438227. doi:10.1007/978-3-030-43823-4_13.
- Pablo Vargas, Rodrigo Cárdenas, Roberto Cullen, and Andrés Figueroa. Eruptive disseminated spitz nevi – case report. *Anais Brasileiros de Dermatologia*, 95(1):71–74, 2020. ISSN 0365-0596. doi:10.1016/j.abd.2019.01.010. URL www.sciencedirect.com/science/article/pii/S0365059619301540.
- Weronika Hryniewska, Przemysław Bombiński, Patryk Szatkowski, Paulina Tomaszewska, Artur Przelaskowski, and Przemysław Biecek. Checklist for responsible deep learning modeling of medical images based on COVID-19 detection studies. *Pattern Recognition*, 118:108035, oct 2021. ISSN 00313203. doi:10.1016/j.patcog.2021.108035. URL <https://linkinghub.elsevier.com/retrieve/pii/S0031320321002223>.
- S. B. Damelin and N. S. Hoang. On Surface Completion and Image Inpainting by Biharmonic Functions: Numerical Aspects. *International Journal of Mathematics and Mathematical Sciences*, 2018, jul 2018. ISSN 16870425. doi:10.1155/2018/3950312.
- Kevin Mader. Deep learning skin lesion classification - kaggle, 2019. URL <https://www.kaggle.com/kmader/deep-learning-skin-lesion-classification>.
- Fabian Stieler, Fabian Rabe, and Bernhard Bauer. Towards domain-specific explainable ai: Model interpretation of a skin image classifier using a human approach. In *Proceedings of the IEEE/CVF Conference on Computer Vision and Pattern Recognition (CVPR) Workshops*, pages 1802–1809, June 2021.