

A CONSTRAINED OPTIMAL CONTROL FRAMEWORK FOR VEHICLE PLATOONS WITH DELAYED COMMUNICATION

A M ISHTIAQUE MAHBUB*, BEHDAD CHALAKI,

AND ANDREAS A. MALIKOPOULOS

University of Delaware
130 Academy Street, Newark, DE-19716, USA

ABSTRACT. Vehicle platooning using connected and automated vehicles (CAVs) has attracted considerable attention. In this paper, we address the problem of optimal coordination of CAV platoons at a highway on-ramp merging. We present a single-level constrained optimal control framework that optimizes fuel economy and travel time of the platoons while satisfying the state, control, and safety constraints. We also explore the effect of delayed communication among the CAV platoons and propose a robust coordination framework to enforce lateral and rear-end collision avoidance constraints in the presence of bounded delays. We provide a closed-form analytical solution of the optimal control problem with safety guarantees that can be implemented in real time. Finally, we validate the effectiveness of the proposed control framework using a high-fidelity commercial simulation environment.

1. Introduction.

1.1. Motivation. Traffic congestion has increased significantly over the last decade [62]. Bottlenecks such as urban intersections, merging roadways, highway on-ramps, roundabouts, and speed reduction zones along with the driver responses [33, 66] to various disturbances in the transportation network are the primary sources of traffic congestion [52]. Emerging mobility systems, e.g., connected and automated vehicles (CAVs), lay the foundation to improve safety and transportation efficiency at these bottlenecks by providing the users the opportunity to better monitor the transportation network conditions and make optimal decisions [21, 67, 74]. Having enhanced computational capabilities, CAVs can establish real-time communication with other vehicles and infrastructure to increase the capacity of critical traffic corridors, decrease travel time, and improve fuel efficiency and safety [7, 13, 40, 44, 82]. However, the cyber-physical nature of emerging mobility systems, e.g., data and shared information through vehicle-to-vehicle (V2V) and vehicle-to-infrastructure (V2I) communication, is associated with significant technical challenges and gives rise to a new level of complexity [48] in modeling and control [24].

There have been two major approaches to utilizing the connectivity and automation of vehicles, namely, coordination and platooning. The concept of coordination

2020 *Mathematics Subject Classification.* Primary: 58F15, 58F17; Secondary: 53C35.

Key words and phrases. Optimal control, Platoon coordination, Intelligent transportation systems.

The authors are supported by ARPAE grant DE-AR0000796.

* Corresponding author: A M Ishtiaque Mahbub.

through different traffic bottlenecks is enabled by the vehicle-to-everything communication protocol among the CAVs and the surrounding infrastructure. On the other hand, real-time computation and automation of CAVs enables safe and comfortable trajectories with extremely short headway in the form of CAV platoon, which consists of a string [10] of consecutive CAVs traveling together at a constant headway and speed.

In this paper, we employ the concepts of CAV coordination and platooning to address the problem of minimizing traffic congestion at the traffic bottlenecks in an energy-efficient manner. In particular, we aim at optimally coordinating platoons of CAVs at highway on-ramp merging [56] in the presence of bounded delays among platoon leaders while guaranteeing state, control, and safety constraints.

1.2. Literature Review. CAV coordination is an approach that has been explored to mitigate the speed variation of individual CAVs throughout the transportation network [55]. Early efforts [5, 37] considered a single string of vehicles that was coordinated through a merging roadway by employing a linear optimal regulator. In 1993, Varaiya [72] outlined the key features of an automated intelligent vehicle/highway system, and proposed a basic control system architecture. In 2004, Dresner and Stone [19] proposed the use of the reservation scheme to control a signal-free intersection of two roads. Since then, several research efforts [3, 6, 18, 20, 27] have extended this approach for coordination of CAVs at urban intersections. More recently, a decentralized optimal control framework was presented in [45, 49] for coordinating online CAVs at different traffic scenarios such as on-ramp merging roadways, roundabouts, speed reduction zones and signal-free intersections. The framework uses a hierarchical structure consisting of an upper-level vehicle coordination problem to minimize travel time and a low-level energy minimization problem. The state and control constraints in the coordination problem has been addressed in [15, 16, 41, 43, 49, 50] by incorporating the constraints in the low-level optimization problem, and in [46, 51] by incorporating the constraints in the upper-level optimization problem. Detailed discussions of the research reported in the literature to date on coordination of CAVs can be found in [60] and [25].

The aforementioned coordination strategies are vehicle-centric approaches focusing on control of individual CAVs within the network, whereas platooning can leverage the full potential of CAVs to enhance current optimal coordination of CAVs. The concept of platoon formation gained momentum in the 1980s and 1990s as a system-level approach to address traffic congestion [59, 65, 73] and has been shown to have significant benefits [2, 36]. Shladover *et al.* [65] presented the concept of operating automated vehicles in closely spaced platoons as part of an automated highway system, and pioneered the California Partners for Advanced Transportation Technology (PATH) program to conduct heavy-duty truck platooning from 2001 to 2003. Rajamani *et al.* [59] discussed the lateral and longitudinal control of CAVs for the automated platoon formation. From a system point of view, platooning of vehicles yields additional mobility benefits. It has been shown that capacity at a traffic bottleneck, such as an intersection, can be doubled or even tripled by platooning of vehicles [38]. Moreover, platooning improves the fuel efficiency of the vehicles due to the reduction of the aerodynamic drag within the platoon, especially at high cruising speeds [1, 8, 64, 69]. Various research efforts in the literature have addressed vehicle platooning at highways to increase fuel efficiency, traffic flow, driver comfort, and safety. To date, there has been a rich body of research focusing on exploring

several methods of forming and/or utilizing platoons to improve transportation efficiency [4, 11, 29, 31, 42, 58, 71, 75, 78, 80]. A detailed discussion on different approaches in vehicle platooning systems at highways can be found in [9, 32, 81].

1.3. Objectives and Contributions of the Paper. In this paper, we address the problem of coordinating CAV platoons at a highway on-ramp merging. The main objective is to leverage the key concepts of CAV coordination and platooning, and establish a control framework for platoon coordination aimed at improving network performance while guaranteeing safety.

The key contributions of this paper are (i) the development of a mathematically rigorous optimal control framework for platoon coordination that completely eliminates stop-and-go driving behavior, and improves fuel economy and traffic throughput of the network, (ii) the derivation and implementation of the optimal control input in real time that satisfies the state, control, and safety constraints subject to bounded delayed communication, and (iii) the validation of the proposed control framework using a commercial traffic simulator by evaluating its performance compared to a baseline scenario.

1.4. Comparison With Related Work. To the best of our knowledge, this paper is the first attempt to establish a rigorous constrained optimal control framework for coordination of vehicular platoons at a highway on-ramp merging in the presence of bounded inter-platoon delays. This paper advances the state of the art as follows. First, in contrast to other efforts that neglected state/control constraints [34, 35, 68], our framework guarantees satisfaction of all of the state, control, and safety constraints in the system. Second, our framework unlike the several efforts in the literature at highway on-ramp merging scenario [57, 61, 77, 79] does not impose a strict first-in-first-out queuing policy to ensure lateral safety. Third, in this paper, we consider the bounded delay in the inter-platoon communication, which most of the studies in the coordination of vehicular platoons neglect [17, 26, 35]. Finally, our framework yields a closed-form analytical solution while satisfying all of the system constraints, and thus it is appropriate for real-time implementation on-board the CAVs [39].

1.5. Organization of the paper. The remainder of the paper is organized as follows. In Section 2, we present the modeling framework and formulate the problem. In Section 3, we provide a detailed exposition of the optimal control framework and the algorithm to implement the closed-form analytical solution to the constrained optimal control problem. In Section 4, we evaluate the effectiveness of the proposed approach in a simulation environment. Finally, we draw conclusions and discuss the next steps in Section 5.

2. Modeling Framework. We consider the problem of coordinating platoons of CAVs in a scenario of highway on-ramp merging (Fig. 1). Although our analysis can be applied to any traffic scenario, e.g., signal-free intersections, roundabouts, and speed reduction zones, we use a highway on-ramp as a reference to present the fundamental ideas and results of this paper.

The on-ramp merging includes a *control zone*, inside of which platoons of CAVs communicate with the *coordinator*. The coordinator does not make any decision for the CAVs, and only acts as a database for the CAVs. The paths of the main road and the ramp road intersect at a point called *conflict point*, indexed by $n \in \mathbb{N}$, at which lateral collision may occur. We consider that CAVs have formed platoon

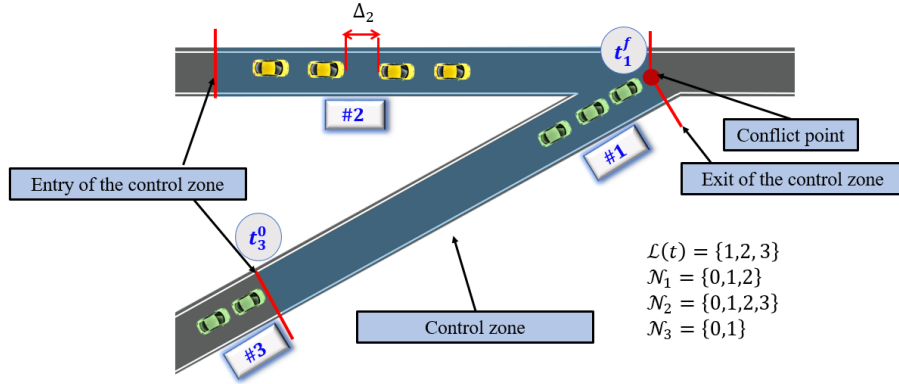


FIGURE 1. On-ramp merging with a single merging point for platoons of CAVs. The control zone is highlighted in light blue color, the entry time and exit time to the control zone are depicted with circles, and example sets of platoon leaders and followers are shown.

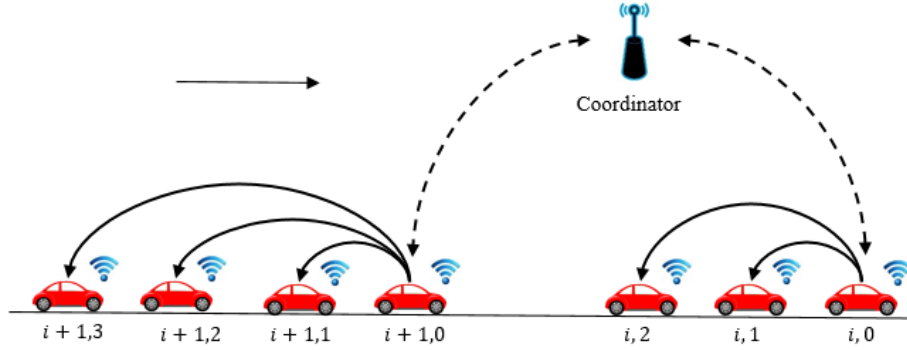


FIGURE 2. Network topology for information flow: (i) bidirectional inter-platoon communication (dashed double-headed arrow) between the platoon leaders via the coordinator, and (ii) unidirectional intra-platoon communication (solid single-headed arrow) from platoon leader to the platoon followers.

upstream of the control zone in a region called *platooning zone*. We refer interested readers to [28, 42, 70] for further details on platoon formation.

2.1. Network Topology and Communication. In our modeling framework, we impose the following communication topology based on the standard V2V and V2I communication protocol as shown in Fig. 2.

1. **Bidirectional inter-platoon communication:** The leaders of each platoon can exchange information with each other via the coordinator through a V2I communication protocol. The flow of information is bidirectional.

2. **Unidirectional intra-platoon communication:** The following CAVs of each platoon can subscribe to the platoon leader's state and control information. The flow of information is unidirectional from the platoon leader to the following CAVs within that platoon.

When a platoon leader enters the control zone, it subscribes to the bidirectional inter-platoon communication protocol to connect with the coordinator and access the information of platoons which are already in the control zone. After obtaining this information, the leader derives its optimal control input (acceleration/deceleration) to cross the control zone without any lateral or rear-end collision with the other CAVs, and without violating any of the state and control constraints. The leader then communicates its derived control input and trajectory information to its followers using the unidirectional intra-platoon communication protocol so that the following CAVs can compute their control input. Finally, the platoon leader transmits its information to the coordinator so that the subsequent platoon leaders can plan their trajectories accordingly. In this paper, we enhance our framework to consider delayed transmission during the inter-platoon communication protocol due to the physical distance among the platoons. On the other hand, since the CAVs within each platoon are closely spaced, we consider that there is an instantaneous flow of information within the intra-platoon communication protocol. In our modeling framework, we make the following assumption regarding the nature of delay during the inter-platoon communication protocol.

Assumption 1. The communication delay during the bidirectional inter-platoon communication between each platoon leader and the coordinator is bounded and known a priori.

Assumption 1 enables the determination of upper bounds on the state uncertainties as a result of sensing or communication errors and delays, and incorporate these into more conservative safety constraints, the exposition of which we provide in Section 3.3.

2.2. Dynamics and Constraints. Next, we provide some definitions that are necessary in our exposition.

Definition 2.1. The queue that designates the order in which each platoon leader entered the control zone is given by $\mathcal{L}(t) = \{1, \dots, L(t)\}$, where $L(t) \in \mathbb{N}$ is the total number of platoons that are inside the control zone at time $t \in \mathbb{R}_{\geq 0}$. When a platoon exits the control zone, its index is removed from $\mathcal{L}(t)$.

Definition 2.2. CAVs within platoon $i \in \mathcal{L}(t)$ are indexed with set $\mathcal{N}_i = \{0, 1, \dots, m_i\}$, where 0 and $m_i \in \mathbb{N}$ denote the leader and last CAV of the platoon i , respectively. The size of each platoon $i \in \mathcal{L}(t)$ is thus the cardinality of set \mathcal{N}_i , and denoted by $M_i := m_i + 1$.

In our analysis, we consider that the dynamics of each CAV $j \in \mathcal{N}_i$ in platoon $i \in \mathcal{L}(t)$ is governed by a double integrator,

$$\begin{aligned} \dot{p}_{i,j}(t) &= v_{i,j}(t), \\ \dot{v}_{i,j}(t) &= u_{i,j}(t), \end{aligned} \tag{1}$$

where $p_{i,j}(t) \in \mathcal{P}$, $v_{i,j}(t) \in \mathcal{V}$, and $u_{i,j}(t) \in \mathcal{U}$ denote position, speed, and control input at $t \in \mathbb{R}_{\geq 0}$, respectively. The sets \mathcal{P} , \mathcal{V} , and \mathcal{U} , are compact subsets of \mathbb{R} .

Remark 1. In what follows, to simplify notation, we use subscript i instead of $i, 0$ to denote the leader of platoon $i \in \mathcal{L}(t)$.

Let $t_{i,0}^0 = t_i^0 \in \mathbb{R}_{\geq 0}$ be the time that leader of platoon $i \in \mathcal{N}(t)$ enters the control zone, and $t_{i,0}^f = t_i^f > t_i^0 \in \mathbb{R}_{\geq 0}$ be the time that leader of platoon i exits the control zone. Since each CAV $j \in \mathcal{N}_i$, $i \in \mathcal{L}(t)$, has already formed a platoon in the platooning zone, when the leader enters the control zone at time t_i^0 , we have $v_{i,j-1}(t_i^0) - v_{i,j}(t_i^0) = 0$ and $p_{i,j-1}(t_i^0) - p_{i,j}(t_i^0) - l_c = \Delta_i$, where l_c denote the length of each CAV j , and Δ_i is the safe bumper-to-bumper inter-vehicle gap between CAVs $j, j-1 \in \mathcal{N}_i$ within each platoon $i \in \mathcal{L}(t)$. This bumper-to-bumper inter-vehicle gap is imposed by the platoon forming control in platooning zone upstream of the control zone. After exiting the control zone at t_i^f , the leader of platoon i cruises with constant speed $v_i(t_i^f)$ until the last follower in the platoon exits the control zone. Afterwards, each platoon member $j \in \mathcal{N}_i$, $i \in \mathcal{L}(t)$ is controlled by a suitable car-following model [76] which ensures satisfying rear-end safety constraint.

For each CAV $j \in \mathcal{N}_i$ in platoon $i \in \mathcal{L}(t)$ the control input and speed are bounded by

$$u_{\min} \leq u_{i,j}(t) \leq u_{\max}, \quad (2)$$

$$0 < v_{\min} \leq v_{i,j}(t) \leq v_{\max}, \quad (3)$$

where u_{\min}, u_{\max} are the minimum and maximum control inputs and v_{\min}, v_{\max} are the minimum and maximum speed limit, respectively.

To ensure rear-end safety between platoon $i \in \mathcal{L}(t)$ and preceding platoon $k \in \mathcal{L}(t)$, we have

$$p_{k,m_k}(t) - p_i(t) \geq \delta_i(t) = \gamma + \varphi \cdot v_i(t), \quad (4)$$

where m_k is the last follower in the platoon k physically located in front of platoon i and $\delta_i(t)$ is the safe speed-dependent distance, while γ and $\varphi \in \mathbb{R}_{>0}$ are the standstill distance and reaction time, respectively.

Similarly, to guarantee rear-end safety within CAVs inside each platoon $i \in \mathcal{L}(t)$, we enforce

$$p_{i,j-1}(t) - p_{i,j}(t) \geq \Delta_i + l_c, \quad \forall j \in \{1, \dots, m_i\}. \quad (5)$$

Finally, let $k \in \mathcal{L}(t)$ correspond to another platoon that has already entered the control zone and may have a lateral collision with platoon $i \in \mathcal{L}(t)$ at conflict point n . For the first case in which platoon i reaches the conflict point after platoon k , we have

$$t_i^f - t_{k,m_k}^f \geq t_h, \quad (6)$$

where $t_h \in \mathbb{R}_{>0}$ is the minimum time headway between any two CAVs entering node n that guarantees safety, t_i^f is the time that leader of platoon i exits the control zone (recall that the conflict point n is at the exit of control zone), and t_{k,m_k}^f is time that the last CAV in the platoon k exits the control zone. Likewise, for the second case in which platoon i reaches the conflict point n before platoon k , we have

$$t_k^f - t_{i,m_i}^f \geq t_h. \quad (7)$$

Remark 2. Given the time t_i^f that the platoon leader of platoon $i \in \mathcal{L}(t)$ exits the control zone, we compute the time t_{i,m_i}^f that the last platoon member $m_i \in \mathcal{N}_i$

exits the control zone as

$$t_{i,m_i}^f = t_i^f + \frac{(M_i - 1)(\Delta_i + l_c)}{v_i(t_i^f)}. \quad (8)$$

To guarantee lateral safety between platoon i and platoon k at a conflict point n , either (6) or (7) must be satisfied. Therefore, we impose the following lateral safety constraint on platoon i ,

$$\min \left\{ t_h - (t_i^f - t_{k,m_k}^f), t_h - (t_k^f - t_{i,m_i}^f) \right\} \leq 0. \quad (9)$$

With the state, control and safety constraints defined above, we now impose the following assumption:

Assumption 2. Upon entering the control zone, the initial state of each CAV $j \in \mathcal{N}_i(t)$, $i \in \mathcal{L}(t)$, is feasible, that is, none of the speed or safety constraints are violated.

This is a reasonable assumption since CAVs are automated; therefore, there is no compelling reason for them to violate any of the constraint by the time they enter the control zone.

2.3. Information Structure. In this section, we formalize the information structure that is communicated between the CAV leaders and the coordinator inside the control zone.

Definition 2.3. Let ϕ_i be the vector containing the parameters of the optimal control policy (formally defined in Section 3.1) of the leader of platoon $i \in \mathcal{L}(t_i^0)$. Then, the *platoon information set* \mathcal{I}_i that the leader of platoon i can obtain from the coordinator after entering the control zone at time $t = t_i^0$ is

$$\mathcal{I}_i = \{\phi_{1:L(t_i^0)-1}, M_{1:L(t_i^0)}, t_{1:L(t_i^0)}^0, t_{1:L(t_i^0)-1}^f\}, \quad (10)$$

where $\phi_{1:L(t_i^0)} := [\phi_1, \dots, \phi_{L(t_i^0)-1}]^T$, $M_{1:L(t_i^0)} := [M_1, \dots, M_{L(t_i^0)}]^T$, $t_{1:L(t_i^0)}^0 := [t_1^0, \dots, t_{L(t_i^0)}^0]^T$ and $t_{1:L(t_i^0)-1}^f := [t_1^f, \dots, t_{L(t_i^0)-1}^f]^T$.

Remark 3. The information structure \mathcal{I}_i for each platoon $i \in \mathcal{L}(t_i^0)$ indicates that the control policy, entry time to the control zone t_j^0 , exit time of the control zone t_j^f , and the platoon size M_j of each platoon $j \in \mathcal{L}(t_i^0) \setminus \{i\}$ already existing within the control zone is available to the leader of platoon i through the coordinator. Note that, although the leader of platoon i knows the endogenous information t_i^0 and M_i , it needs to compute the vector of its own optimal control input parameters ϕ_i and the merging time t_i^f , which we discuss in section 3.

Definition 2.4. The *member information set* $\mathcal{I}_{i,j}(t)$ that each platoon member $j \in \mathcal{N}_i \setminus \{0\}$ belonging to each platoon $i \in \mathcal{L}(t)$ at time $t \in [t_i^0, t_i^f]$ can obtain is

$$\mathcal{I}_{i,j} = \{p_{i,0}(t), v_{i,0}(t), u_{i,0}(t)\}. \quad (11)$$

Remark 4. The unidirectional intra-platoon communication protocol allows each platoon member $j \in \mathcal{N}_i \setminus \{0\}$ belonging to platoon $i \in \mathcal{L}(t)$ to access the state and control input information of its platoon leader in the form of $\mathcal{I}_{i,j}$ at each time $t \in [t_i^0, t_i^f]$. The set $\mathcal{I}_{i,j}$ is subsequently used to derive the optimal control input $u_{i,j}^*(t)$ of each platoon member j , which we discuss in detail in Section 3.2.

3. Optimal Coordination Framework. In what follows, we introduce our coordination framework which consists of two optimal control problems. The first problem is to develop an energy-optimal control strategy for the platoon leaders to minimize their travel time while guaranteeing that none of their state, control, and safety constraints becomes active. The second problem is concerned with the optimal control of followers within each platoon in order to maintain the platoon formation while ensuring safety and string stability.

3.1. Optimal Control of Platoon Leaders. In this section, we extend the single-level optimization framework we developed earlier for coordination of CAVs in [46] to establish a framework for coordinating platoons of CAVs. Upon entrance to the control zone, the leader of platoon $i \in \mathcal{L}(t)$ must determine the exit time t_i^f (recall that based on Remark 1, this is the time that the leader of platoon i exits the control zone). The exit time t_i^f corresponds to the unconstrained energy optimal trajectory for the platoon leader ensuring that the resulting trajectory does not activate any of (1) - (4) and (9). The *unconstrained solution* of the leader of platoon i is given by [46]

$$\begin{aligned} u_i(t) &= 6a_it + 2b_i, \\ v_i(t) &= 3a_it^2 + 2b_it + c_i, \\ p_i(t) &= a_it^3 + b_it^2 + c_it + d_i, \end{aligned} \tag{12}$$

where a_i, b_i, c_i, d_i are constants of integration. The leader of platoon i must also satisfy the boundary conditions

$$p_i(t_i^0) = p_i^0, \quad v_i(t_i^0) = v_i^0, \tag{13}$$

$$p_i(t_i^f) = p_i^f, \quad u_i(t_i^f) = 0, \tag{14}$$

where p_i is known at t_i^0 and t_i^f by the geometry of the road, and v_i^0 is the speed at which the leaders of platoon i enters the control zone. The final boundary condition, $u_i(t_i^f) = 0$, results from $v_i(t_i^f)$ being left unspecified [12]. There are five unknown variables that determine the optimal trajectory of the leader of the platoon i , four constants of integration from (12), and the unknown exit time t_i^f . The value of t_i^f guarantees that the unconstrained trajectories in (12) satisfy all the state, control, and safety constraints in (2), (3) and (4), respectively, and the boundary conditions in (14). In practice, for the leader of each platoon $i \in \mathcal{L}(t)$, the coordinator stores the optimal exit time t_i^f and the corresponding coefficients a_i, b_i, c_i, d_i . We denote the coefficients of the optimal control policy for leader of platoon $i \in \mathcal{L}(t)$ by vector $\phi_i = [a_i, b_i, c_i, d_i]^T$, which is an element of platoon information set for the leader of platoon $i \in \mathcal{L}(t)$ (Definition 2.3). We formally define our single-level optimization framework for platoon leaders as follows.

Problem 1. *Upon entering the control zone, each leader of platoon $i \in \mathcal{L}(t)$ accesses the information set \mathcal{I}_i and solves the following optimization problem at t_i^0*

$$\min_{t_i^f \in \mathcal{T}_i(t_i^0)} t_i^f \tag{15}$$

subject to:

$$(4), (9), (12),$$

where the compact set $\mathcal{T}_i(t_i^0) = [\underline{t}_i^f, \bar{t}_i^f]$ is the set of feasible solution of leader of platoon $i \in \mathcal{N}(t)$ for the exit time that satisfy the boundary conditions without activating the constraints, while \underline{t}_i^f and \bar{t}_i^f denote the minimum and maximum feasible exit time computed at t_i^0 .

Remark 5. We can derive the optimal control input of the platoon leaders using the solution of Problem 1, t_i^f , the boundary conditions (13)-(14) and (12).

In what follows, we continue our exposition by briefly reviewing the process to compute the compact set $\mathcal{T}_i(t_i^0)$ at time t_i^0 using the speed and control input constraints (2)-(3), initial condition (13), and final condition (14). Details regarding the derivation of the compact set $\mathcal{T}_i(t_i^0)$ can be found in [14].

The lower-bound \underline{t}_i^f of $\mathcal{T}_i(t_i^0)$ can be computed by considering the state and control constraints and boundary conditions as

$$\underline{t}_i^f = \min \left\{ t_{i,u_{\max}}^f, t_{i,v_{\max}}^f \right\}, \quad (16)$$

where,

$$\begin{aligned} t_{i,v_{\max}}^f &= \frac{3(p_i(t_i^f) - p_i(t_i^0))}{v_i(t_i^0) + 2v_{\max}}, \\ t_{i,u_{\max}}^f &= \frac{\sqrt{9v_i(t_i^0)^2 + 12(p_i(t_i^f) - p_i(t_i^0))u_{\max}} - 3v_i(t_i^0)}{2u_{\max}}. \end{aligned}$$

Here, $t_{i,v_{\max}}^f$ and $t_{i,u_{\max}}^f$ are the times which leader of platoon $i \in \mathcal{L}(t)$ achieves its maximum speed at the end of control zone and its maximum control input at the entry of the control zone, respectively. Similarly, we derive the upper-bound \bar{t}_i^f as

$$\bar{t}_i^f = \begin{cases} t_{i,v_{\min}}^f, & \text{if } 9v_i(t_i^0)^2 + 12(p_i(t_i^f) - p_i(t_i^0))u_{\min} < 0, \\ \max\{t_{i,u_{\min}}^f, t_{i,v_{\min}}^f\}, & \text{otherwise,} \end{cases} \quad (17)$$

where

$$\begin{aligned} t_{i,v_{\min}}^f &= \frac{3(p_i(t_i^f) - p_i(t_i^0))}{v_i(t_i^0) + 2v_{\min}}, \\ t_{i,u_{\min}}^f &= \frac{\sqrt{9v_i(t_i^0)^2 + 12(p_i(t_i^f) - p_i(t_i^0))u_{\min}} - 3v_i(t_i^0)}{2u_{\min}}. \end{aligned}$$

Similar to the previous case, $t_{i,v_{\min}}^f$ and $t_{i,u_{\min}}^f$ are the times at which leader of platoon $i \in \mathcal{L}(t)$ achieves its minimum speed at the end of control zone and its minimum control input at the entry of the control zone, respectively.

Note that, the solution to the optimal control problem 1 yields the optimal control input $u_i^*(t)$ for each platoon leader $i \in \mathcal{L}(t)$ for $t \in [t_i^0, t_i^f]$. However, the solution to this problem does not consider the stability criteria of the platoon [54], which is essential to guarantee safety within the platooning CAVs. In the following section, we first introduce the notion of stability during platoon coordination, and then propose a control structure $u_{i,j}(t)$ for each platoon member $j \in \mathcal{N}_i \setminus \{0\}$, $i \in \mathcal{L}(t)$ that is optimal subject to constraints, and satisfies the stability properties.

3.2. Optimal Control of Followers Within Each Platoon. Stability properties of the platoon system are well discussed in the literature [23, 53, 54]. In general, there are two types of stability: (a) local stability, which describes the ability of each platoon member converging to a given trajectory, and (b) string stability, where any bounded disturbance introduced into the platoon are not amplified while propagating downstream along the vehicle string. In this paper, we adopt the following definition of platoon stability that encompasses the above stability notions [23].

Definition 3.1. A platoon $i \in \mathcal{L}(t)$ is stable if, for any bounded initial disturbances to all the CAVs $j \in \mathcal{N}_i$, the position fluctuations of all the CAVs remain bounded (string stability) and approach zero as time goes to infinity (local stability).

With the stability properties Definition 3.1, we introduce the control problem of each platoon member $j \in \mathcal{N}_i \setminus \{i\}$, $i \in \mathcal{L}(t)$.

Problem 2. Each platoon member $j \in \mathcal{N}_i \setminus \{0\}$, $i \in \mathcal{L}(t)$ needs to derive its control input $u_{i,j}(t)$ for all $t \in [t_i^0, t_i^f]$ that

1. is energy and time-optimal subject to the state and control constraints in (2)-(3), and rear-end collision avoidance constraint in (5), and
2. satisfying the stability properties according to Definition 3.1.

We provide the following proposition that addresses the Problem 2.

Proposition 1. For each platoon member $j \in \mathcal{N}_i \setminus \{0\}$ in the platoon $i \in \mathcal{L}(t)$, the optimal control input $u_{i,j}(t) = u_{i,0}^*(t)$, where $u_{i,0}^*(t)$ is the solution to Problem 1, is an optimal solution to Problem 2.

Next, we provide the proof of Proposition 1 using the following Lemmas.

Lemma 3.2. For each platoon member $j \in \mathcal{N}_i \setminus \{0\}$ in each platoon $i \in \mathcal{L}(t)$, the control input $u_{i,j}(t) = u_{i,0}^*(t)$ for all $t \in [t_i^0, t_i^f]$ is energy- and time-optimal subject to the control (2), state (3) and safety constraint (5).

Proof. (a) Optimality: We derive the control input $u_{i,0}^*(t)$ of the leading CAV $i \in \mathcal{L}(t)$ by solving Problem 1. The optimal trajectory of the leader of platoon $i \in \mathcal{L}(t)$ is given by (12) for all $t \in [t_i^0, t_i^f]$. Thus, for each platoon member $j \in \mathcal{N}_i \setminus \{0\}$, the control input $u_{i,j}(t)$ such that $u_{i,j}(t) = u_{i,0}^*(t)$ also generates optimal linear control, quadratic speed and cubic position trajectories as in (12).

(b) Constraint satisfaction: Since $u_{i,j}(t) = u_{i,0}^*(t)$, for each platoon member $j \in \mathcal{N}_i \setminus \{0\}$, $i \in \mathcal{L}(t)$, we have $v_{i,j}(t) = v_{i,0}^*(t)$ for all $t \in [t_i^0, t_i^f]$. The trajectories $v_{i,0}^*(t)$ and $u_{i,0}^*(t)$ do not violate any constraints in (2)-(3) since they are derived by solving Problem 1. Therefore, the trajectories $v_{i,j}(t)$ and $u_{i,j}(t)$ of each platoon member j are ensured to satisfy constraints in (2)-(3). Additionally, if $u_{i,j}(t) = u_{i,0}^*(t)$, the inter-vehicle gap $p_{i,j-1}(t) - p_{i,j}(t) - l_c$ between two consecutive platoon members $j, j-1 \in \mathcal{N}_i$, $i \in \mathcal{L}(t)$ is time invariant, and equal to Δ_i . Thus, the rear-end safety within CAVs within the platoon i in (5) is guaranteed to be satisfied. \square

Lemma 3.3. Each platoon member $j \in \mathcal{N}_i \setminus \{0\}$ for each platoon $i \in \mathcal{L}(t)$ with the control input $u_{i,j}(t) = u_{i,0}^*(t)$ for all $t \in [t_i^0, t_i^f]$ is locally stable, and the resulting platoon i is string stable.

Proof. (a) Local stability: Since $u_{i,j}(t) = u_{i,0}^*(t)$, for each platoon member $j \in \mathcal{N}_i \setminus \{0\}$, $i \in \mathcal{L}(t)$, we have $v_{i,j}(t) = v_{i,0}^*(t)$ for all $t \in [t_i^0, t_i^f]$. Since there is no communication delay within the unidirectional intra-platoon communication protocol,

the speed of each platoon member j converges instantaneously to the speed of the platoon leader $v_{i,0}^*(t)$, which implies local stability.

(b) String stability: A sufficient condition for the string stability of a platoon $i \in \mathcal{L}(t)$ containing CAVs $j \in \mathcal{N}_i$ is $\|\frac{u_{i,j}(s)}{u_{i,j-1}(s)}\|_\infty \leq 1$ [53], where $u_{i,j}(s)$ is the Laplace transform of the control input $u_{i,j}(t)$. Since $u_{i,j}(t) = u_{i,0}^*(t)$ for all $t \in [t_i^0, t_i^f]$, we have $u_{i,j}(s) = u_{i,0}^*(s)$ for all $j \in \mathcal{N}_i \setminus \{0\}$, which yields $\|\frac{u_{i,j}(s)}{u_{i,j-1}(s)}\|_\infty = 1$. Thus, each platoon $i \in \mathcal{L}(t)$ is string stable. \square

3.3. Delay in Platoon Communication. In this section, we enhance our framework to include delay in the bi-directional inter-platoon communication. From Assumption 1, we know that delay is bounded and this bound is known a priori. In particular, suppose the delay in bi-direction communication of platoon leaders takes values in $[\tau_{\min}, \tau_{\max}]$, where $\tau_{\min} \in \mathbb{R}_{\geq 0}$ and $\tau_{\max} \in \mathbb{R}_{\geq 0}$ correspond to the minimum and maximum communication delay, respectively. To account for the effects of communication delays in our framework, we consider the worst-case scenario. Namely, we consider that it takes $0.5 \tau_{\max}$ until the coordinator receives the request from the platoon leader, and it takes an extra $0.5 \tau_{\max}$ for the leader of platoon $i \in \mathcal{L}(t)$ to receive the platoon information \mathcal{I}_i . Thus, the leader needs to cruise with the constant speed that it entered the control zone for τ_{\max} until it receives the platoon information \mathcal{I}_i to plan its optimal trajectory. After receiving this information, the platoon leader computes the compact set of the feasible solution \mathcal{T}_i at time $t_i^0 + \tau_{\max}$ with initial condition $v_i(t_i^0 + \tau_{\max})$ and $p_i(t_i^0 + \tau_{\max})$. Using the compact set $\mathcal{T}_i(t_i^0 + \tau_{\max})$ of the feasible solution, the leader derives its optimal control policy by solving Problem 1. Then, it sends the computed trajectory at time $t_i^0 + \tau_{\max}$ to the coordinator. In the worst-case scenario, the coordinator receives this information after $0.5\tau_{\max}$ at $t_i^0 + 1.5\tau_{\max}$. To ensure that new arriving platoons have access to this information, we need to have the following constraint on the initial conditions of platoons upon entrance the control zone.

Proposition 2. *Let platoons i and j , $i, j \in \mathcal{L}(t)$, enter the control zone at time t_i^0 and $t_j^0 > t_i^0$, respectively. In the presence of a bi-directional inter-platoon communication delay, which takes value in $[\tau_{\min}, \tau_{\max}]$, the optimal trajectory of platoon i is accessible to platoon j , if $t_j^0 - t_i^0 \geq \tau_{\max}$.*

Proof. Platoon i computes its optimal trajectory at $t_i^0 + \tau_{\max}$, but in the worst-case scenario, due to delay in communication, this information becomes available to the coordinator at $t_i^0 + 1.5 \tau_{\max}$. On the other hand, upon entrance the control zone, platoon j sends a request to the coordinator to receive platoon information \mathcal{I}_j . However, the coordinator receives this request at $t_j^0 + 0.5 \tau_{\max}$. In order to have the optimal trajectory of platoon i accessible to platoon j we need to have $t_j^0 + 0.5 \tau_{\max} \geq t_i^0 + 1.5 \tau_{\max}$, and the result follows. \square

Remark 6. We can ensure that the condition in Proposition 2 holds by using an appropriate controller in the platooning zone upstream of the control zone.

3.4. Implementation of the Optimal Coordination Framework. In Sections 3.1, 3.2 and 3.3, we provided the exposition of the intricacies of our proposed control framework for optimal platoon coordination. In this section, we introduce the approach that can be applied to implement this framework in real time.

While entering the control zone at time t_i^0 , platoon leader $i \in \mathcal{L}(t)$ obtains the platoon information \mathcal{I}_i from the coordinator and solves the optimization problem (1)

by constructing the feasible set $\mathcal{T}_i(t)$ and iteratively checking the safety constraint. The resulting optimal exit time t_i^f is then used along with the initial (13) and boundary (14) conditions to derive the vector of control input coefficients ϕ_i using (12). Subsequently, each CAV $j \in \mathcal{N}_i$ in platoon $i \in \mathcal{L}(t)$ computes its optimal control input $u_{i,j}(t)$ at each time instance $t \in [t_i^0, t_i^f]$ using ϕ_i . In what follows, we provide an algorithm that delineates the step-by-step implementation of the proposed optimal platoon coordination framework.

Algorithm 1 Vehicular Platoons Coordination Algorithm

```

1: for  $i \in \mathcal{L}(t)$  do
2:   for  $j \in \mathcal{N}_i$  do
3:     if  $j=0$  then ▷ Platoon leader
4:        $u_{i,j} = 0 \quad \forall t \in [t_i^0, t_i^0 + \tau_{\max})$  ▷ Cruise with constant speed
5:       Compute  $\mathcal{T}_i(t_i^0 + \tau_{\max})$  ▷ Based on (16)-(17)
6:        $t_i^f, \phi_i \leftarrow \text{Platoon Leader Control}()$  ▷ Algorithm 2
7:        $[a_i, b_i, c_i, d_i] \leftarrow \phi_i$ 
8:        $u_{i,j}(t) \leftarrow 6a_it + 2b_i$  ▷  $\forall t \in [t_i^0 + \tau_{\max}, t_i^f]$ 
9:     else ▷ Platoon followers
10:       $u_{i,j}(t) = u_{i,0}(t)$ 
11:    end if
12:  end for
13: end for

```

Algorithm 2 Platoon Leader Control

Input: Platoon Information set \mathcal{I}_i , Compact feasible set $\mathcal{T}_i(t_i^0 + \tau_i) = [t_i^f, \bar{t}_i^f]$

Output: Exit time t_i^f , Coefficients of the optimal control policy ϕ_i

```

1:  $t_i^f \leftarrow \underline{t}_i^f$ 
2:  $k \leftarrow$  platoon physically located in front of platoon  $i$ 
3:  $p_{k,m_k}(t) \leftarrow p_k(t) - (M_k - 1)(\Delta_k + l_c)$  ▷ Position of the last follower
4: while  $p_{k,m_k}(t) - p_i(t) < \delta_i(t)$  do ▷ Rear-end safety
5:    $t_i^f \leftarrow t_i^f + dt$ 
6: end while
7:  $lateral \leftarrow$  list of all platoons  $j < i$  from the other road
8: for  $j \in lateral$  do
9:   Compute  $t_{j,m_j}^f$  and  $t_{i,m_i}^f$  from (8)
10:  while  $t_i^f - t_{j,m_j}^f < t_h$  AND  $t_j^f - t_{i,m_i}^f < t_h$  do ▷ Lateral safety
11:     $t_i^f \leftarrow t_i^f + dt$ 
12:  end while
13: end for
14: Compute  $\phi_i$  ▷ From (12)-(14)

```

4. Simulation Example.

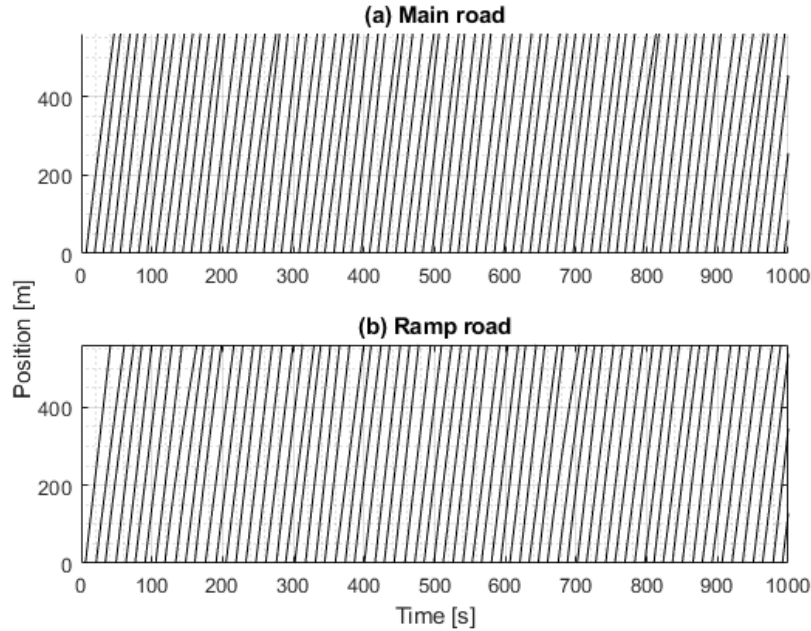


FIGURE 3. The position trajectories of the optimally coordinated CAV platoons at the (a) main road and (b) ramp road are shown.

4.1. Simulation Setup. To evaluate and validate the performance of our proposed optimal platoon coordination framework, we employ the microscopic traffic simulation software VISSIM v11.0 [22]. We create a simulation environment with a highway on-ramp merging, which has a control zone of length 560 m. In our simulation framework, we use VISSIM’s *component object model* (COM) interface with Python 2.7 to generate platoons of CAVs on the main road and on the on-ramp at different time intervals. The time interval between two consecutive platoon generations is randomized with a uniform probability distribution, and the bounds can be controlled to increase or decrease the traffic volume in each roadway. The length of each platoon is also randomly selected from a set of 2 to 4 vehicles with equal probability. The speed limit of each roadway is set to be 16.67 m/s, and the maximum and minimum acceleration limit is 3 m/s^2 and -3 m/s^2 , respectively. Vehicles enter the main road and the on ramp with a traffic volume of 700 and 650 vehicle per hour per lane with random initial speed uniformly chosen from a set of 13.89 to 16.67 m/s. Videos of the experiment can be found at the supplemental site, <https://sites.google.com/view/ud-ids-lab/CAVPLT>.

To evaluate the performance of the proposed optimal control framework, we simulate the following control cases.

(a) **Baseline 1:** All vehicles in the network are human-driven vehicles. In this scenario, the Wiedemann car-following model built in VISSIM [22] is applied. The conflict point of the on-ramp merging scenario has a priority mechanism, where the vehicles on the ramp road are required to yield to the vehicle on the main road within a certain look-ahead distance. Vehicles enter the network individually without forming any platoons.

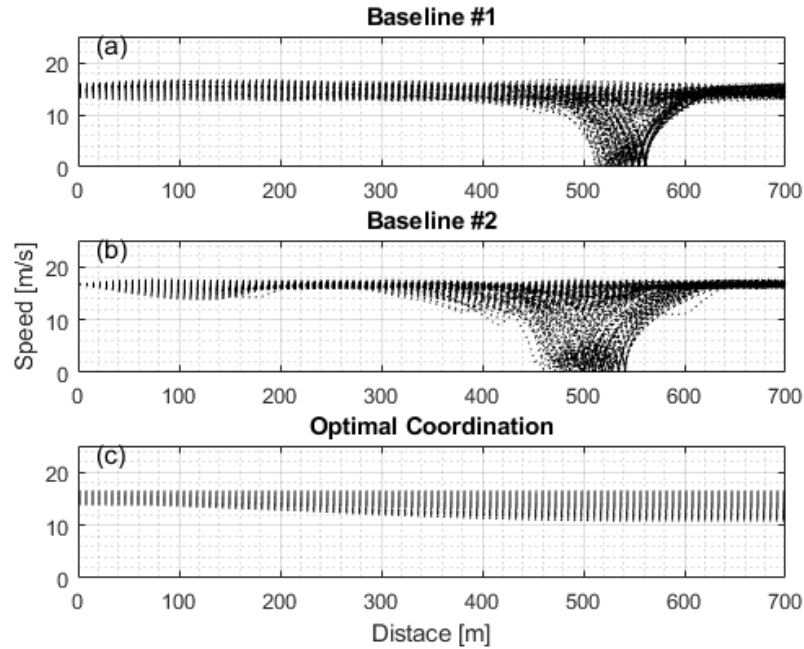


FIGURE 4. Speed profiles of 400 vehicles traveling through the on-ramp merging scenario for three cases: (a) baseline without platooning, (b) baseline with platooning and (c) optimal platoon coordination.

(b) Baseline 2: Similar to the above case, all the vehicles are human driven vehicles integrated with the Wiedemann car-following model, and follow the priority mechanism set at the conflict point of the on-ramp merging scenario. The difference is that, when vehicles enter the network, they have already formed platoons. Note, we consider this case to simulate the same initial condition of the optimal coordination case, which we discuss next.

(c) Optimal Coordination: All the vehicles present in the network are connected and automated. They enter the network forming platoons of different sizes and optimize their trajectories based on the optimal coordination framework presented in Section 3.

We use COM application programming interface to interact with the VISSIM simulator externally, and implement the proposed optimal coordination framework. At each simulation time step, we use the VISSIM-COM interface to collect the required vehicle attributes from the simulation environment and pass them to the external python script. The external python script implements the proposed single-level optimal control algorithm (Section 3.4) to compute the optimal control input of each CAV within the control zone. Finally, the speed of each platooning CAV is updated in VISSIM traffic simulator in real-time using the COM interface.

4.2. Results and Discussion. In Fig. 4, the position trajectories of the optimal coordinated CAV platoons traveling through the main road and the ramp road of the considered on-ramp merging scenario are shown. The spatial gaps between

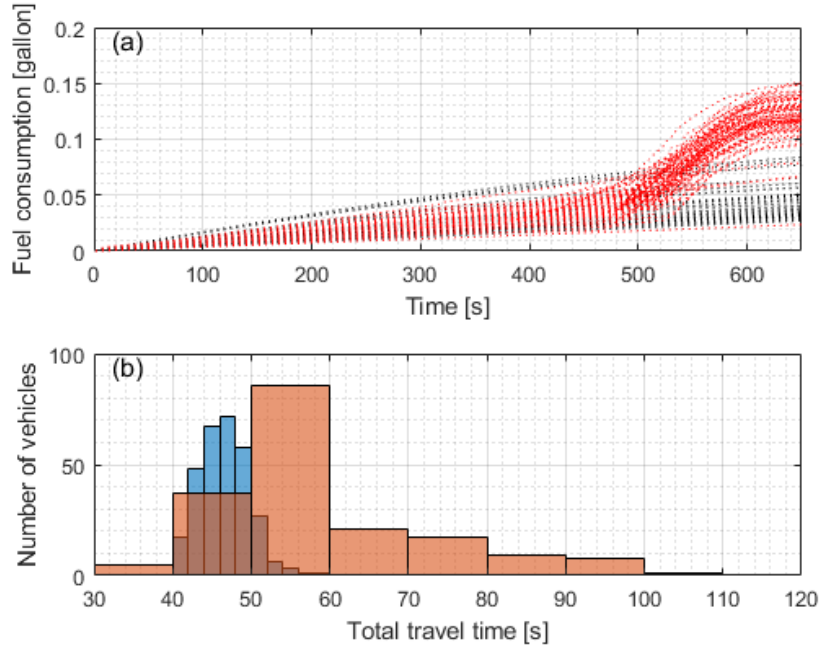


FIGURE 5. Comparison of performance metrics: (a) cumulative fuel consumption of optimal coordination (black) vs. baseline with platooning (red), and (b) total travel time distribution of optimal coordination (blue) vs. baseline with coordination (maroon).

the trajectory paths indicate that our framework satisfies the rear-end collision avoidance constraint without any violation.

To visualize the performance of the proposed coordination framework in comparison with the baseline cases, we focus on Figs. 4 and 5. In Fig. 4, the speed trajectories of all the vehicles in the network are shown. In Figs. 4 (a)-(b), both baseline cases show stop-and-go driving behavior close to the conflict point of the on-ramp merging scenario. In contrast, with the optimal coordination framework, we are able to completely eliminate stop-and-go driving behavior, as shown in Fig. 4(c). The elimination of the stop-and-go driving behavior has associated benefits, namely, the minimization of transient engine operation and travel time, as shown in Fig. 5. In Fig. 5 (a), the baseline case with vehicle platoons (red) show sudden increase in fuel consumption near the conflict point due to the transient engine operation induced by the stop-and-go driving behavior. In contrast, the cumulative fuel consumption trajectories of the optimally coordinated CAVs (black) remain steady throughout their path. Note that, we use the polynomial metamodel proposed in [30] to compute the fuel consumption of each vehicle. In Fig. 5 (b), we illustrate the distribution of total travel time of the vehicles for the baseline (maroon) and the optimal coordination (blue) framework. The high variance of the travel time for the baseline case compared to the optimal coordination approach indicates increased traffic throughput of the network.

Finally, we provide the summary of the performance metrics in Table 1. Based on the simulation, the optimal coordination framework shows significant improvement over the baseline cases in terms of average travel time and fuel consumption.

TABLE 1. Summary of performance metrics

Performance Metrics	Avg. travel time [s]	Avg. fuel consumption [gallon]
Baseline 1	57.33	0.042
Baseline 2	52.79	0.05
Optimal Coordination	46.1	0.022
Improvement (baseline 1) [%]	19.6	46.9
Improvement (baseline 2) [%]	12.7	38.2

5. Concluding Remarks. In this paper, we leveraged the key concepts of CAV coordination and platooning, and established a rigorous optimal platoon coordination framework for CAVs that improves fuel efficiency and traffic throughput of the network. We presented a single-level optimal control framework that simultaneously optimizes both fuel economy and travel time of the platoons while satisfying the state, control, and safety constraints. We developed a robust coordination framework considering the effect of delayed inter-platoon communication and derived a closed-form analytical solution of the optimal control problem using standard Hamiltonian analysis that can be implemented in real time using leader-follower unidirectional communication topology. Finally, we validated the proposed control framework using a commercial simulation environment by evaluating its performance. Our proposed optimal coordination framework shows significant benefit in terms of fuel consumption and travel time compared to the baseline cases.

Ongoing work addresses the delay in intra-platoon communication and its implications on platoon stability. A potential direction for future research includes relaxing the assumption of 100% CAV penetration considering the inclusion of human-driven vehicles. Investigating the impact of connected vehicle technologies on the size of the components of the vehicle’s powertrain [47] and the implications on traveler’s decisions [63] is another potential direction for future research.

REFERENCES

- [1] A. Al Alam, A. Gattami and K. H. Johansson, An experimental study on the fuel reduction potential of heavy duty vehicle platooning, in *13th international IEEE conference on intelligent transportation systems*, IEEE, 2010, 306–311.
- [2] J. Alam A. Martensson and K. H. Johansson, Experimental evaluation of decentralized cooperative cruise control for heavy-duty vehicle platooning, *Control Engineering Practice*, **38** (2015), 11–25.
- [3] J. Alonso, V. Milanés, J. Pérez, E. Onieva, C. González and T. de Pedro, Autonomous vehicle control systems for safe crossroads, *Transportation Research Part C: Emerging Technologies*, **19** (2011), 1095–1110.
- [4] T. Ard, F. Ashtiani, A. Vahidi and H. Borhan, Optimizing gap tracking subject to dynamic losses via connected and anticipative mpc in truck platooning, in *2020 American Control Conference (ACC)*, IEEE, 2020, 2300–2305.
- [5] M. Athans, A unified approach to the vehicle-merging problem, *Transportation Research*, **3** (1969), 123–133.

- [6] T.-C. Au and P. Stone, Motion Planning Algorithms for Autonomous Intersection Management, in *AAAI 2010 Workshop on Bridging the Gap Between Task and Motion Planning (BTAMP)*, 2010.
- [7] L. E. Beaver, B. Chalaki, A. M. Mahbub, L. Zhao, R. Zayas and A. A. Malikopoulos, Demonstration of a Time-Efficient Mobility System Using a Scaled Smart City, *Vehicle System Dynamics*, **58** (2020), 787–804.
- [8] L. E. Beaver and A. A. Malikopoulos, Constraint-driven optimal control of multi-agent systems: A highway platooning case study, *arXiv:2109.05988*.
- [9] C. Bergenheim, S. Shladover, E. Coelingh, C. Englund and S. Tsugawa, Overview of platooning systems, in *Proceedings of the 19th ITS World Congress, Oct 22-26, Vienna, Austria (2012)*, 2012.
- [10] B. Besselink and K. H. Johansson, String stability and a delay-based spacing policy for vehicle platoons subject to disturbances, *IEEE Transactions on Automatic Control*, **62** (2017), 4376–4391.
- [11] A. K. Bhoopalam, N. Agatz and R. Zuidwijk, Planning of truck platoons: A literature review and directions for future research, *Transportation research part B: methodological*, **107** (2018), 212–228.
- [12] A. E. Bryson and Y. C. Ho, *Applied optimal control: optimization, estimation and control*, CRC Press, 1975.
- [13] B. Chalaki, L. E. Beaver, A. M. I. Mahbub, H. Bang and A. A. Malikopoulos, A scaled smart city for emerging mobility systems, *arXiv:2109.05370*.
- [14] B. Chalaki, L. E. Beaver and A. A. Malikopoulos, Experimental validation of a real-time optimal controller for coordination of cavs in a multi-lane roundabout, in *31st IEEE Intelligent Vehicles Symposium (IV)*, 2020, 504–509.
- [15] B. Chalaki and A. A. Malikopoulos, Optimal control of connected and automated vehicles at multiple adjacent intersections, *IEEE Transactions on Control Systems Technology*, 1–13.
- [16] B. Chalaki and A. A. Malikopoulos, Time-optimal coordination for connected and automated vehicles at adjacent intersections, *IEEE Transactions on Intelligent Transportation Systems*, 1–16.
- [17] X. Chang, H. Li, J. Rong, X. Zhao et al., Analysis on traffic stability and capacity for mixed traffic flow with platoons of intelligent connected vehicles, *Physica A: Statistical Mechanics and its Applications*, **557** (2020), 124829.
- [18] A. de La Fortelle, Analysis of reservation algorithms for cooperative planning at intersections, *13th International IEEE Conference on Intelligent Transportation Systems*, 445–449.
- [19] K. Dresner and P. Stone, Multiagent traffic management: a reservation-based intersection control mechanism, in *Proceedings of the Third International Joint Conference on Autonomous Agents and Multiagents Systems*, 2004, 530–537.
- [20] K. Dresner and P. Stone, A multiagent approach to autonomous intersection management, *Journal of artificial intelligence research*, **31** (2008), 591–656.
- [21] D. J. Fagnant and K. M. Kockelman, The travel and environmental implications of shared autonomous vehicles, using agent-based model scenarios, *Transportation Research Part C: Emerging Technologies*, **40** (2014), 1–13.
- [22] M. Fellendorf and P. Vortisch, Microscopic traffic flow simulator vissim, in *Fundamentals of traffic simulation*, Springer, 2010, 63–93.
- [23] S. Feng, Y. Zhang, S. E. Li, Z. Cao, H. X. Liu and L. Li, String stability for vehicular platoon control: Definitions and analysis methods, *Annual Reviews in Control*, **47** (2019), 81–97.
- [24] A. Ferrara, S. Scone and S. Siri, *Freeway Traffic Modeling and Control*, Springer, 2018.
- [25] J. Guanetti, Y. Kim and F. Borrelli, Control of connected and automated vehicles: State of the art and future challenges, *Annual Reviews in Control*, **45** (2018), 18–40.
- [26] S. V. D. Hoef, J. Mårtensson, D. V. Dimarogonas and K. H. Johansson, A predictive framework for dynamic heavy-duty vehicle platoon coordination, *ACM Transactions on Cyber-Physical Systems*, **4** (2019), 1–25.
- [27] S. Huang, A. Sadek and Y. Zhao, Assessing the Mobility and Environmental Benefits of Reservation-Based Intelligent Intersections Using an Integrated Simulator, *IEEE Transactions on Intelligent Transportation Systems*, **13** (2012), 1201–1214.
- [28] A. M. Ishtiaque Mahbub and A. A. Malikopoulos, Platoon Formation in a Mixed Traffic Environment: A Model-Agnostic Optimal Control Approach, *arXiv e-prints*.

- [29] A. Johansson, E. Nekouei, K. H. Johansson and J. Mårtensson, Multi-fleet platoon matching: A game-theoretic approach, in *2018 21st International Conference on Intelligent Transportation Systems (ITSC)*, IEEE, 2018, 2980–2985.
- [30] M. Kamal, M. Mukai, J. Murata and T. Kawabe, Model Predictive Control of Vehicles on Urban Roads for Improved Fuel Economy, *IEEE Transactions on Control Systems Technology*, **21** (2013), 831–841.
- [31] S. Karbalaieali, O. A. Osman and S. Ishak, A dynamic adaptive algorithm for merging into platoons in connected automated environments, *IEEE Transactions on Intelligent Transportation Systems*, **21** (2019), 4111–4122.
- [32] P. Kavathekar and Y. Chen, Vehicle platooning: A brief survey and categorization, in *International Design Engineering Technical Conferences and Computers and Information in Engineering Conference*, vol. 54808, 2011, 829–845.
- [33] V. L. Knoop, H. J. Van Zuylen and S. P. Hoogendoorn, Microscopic Traffic Behaviour near Accidents, in *18th International Symposium of Transportation and Traffic Theory*, Springer, New York, 2009.
- [34] S. D. Kumaravel, A. Malikopoulos and R. Ayyagari, Optimal coordination of platoons of connected and automated vehicles at signal-free intersections, *IEEE Transactions on Intelligent Vehicles*, 1–1.
- [35] S. D. Kumaravel, A. A. Malikopoulos and R. Ayyagari, Decentralized cooperative merging of platoons of connected and automated vehicles at highway on-ramps, in *2021 American Control Conference (ACC)*, 2021, 2055–2060.
- [36] J. Larson, K.-Y. Liang and K. H. Johansson, A distributed framework for coordinated heavy-duty vehicle platooning, *IEEE Transactions on Intelligent Transportation Systems*, **16** (2015), 419–429.
- [37] W. Levine and M. Athans, On the optimal error regulation of a string of moving vehicles, *IEEE Transactions on Automatic Control*, **11** (1966), 355–361.
- [38] J. Lioris, R. Pedarsani, F. Y. Tascikaraoglu and P. Varaiya, Platoons of connected vehicles can double throughput in urban roads, *Transportation Research Part C: Emerging Technologies*, **77** (2017), 292–305.
- [39] A. M. I. Mahbub, V. Karri, D. Parikh, S. Jade and A. Malikopoulos, A decentralized time- and energy-optimal control framework for connected automated vehicles: From simulation to field test, in *SAE Technical Paper 2020-01-0579*, SAE International, 2020.
- [40] A. M. I. Mahbub and A. Malikopoulos, Concurrent optimization of vehicle dynamics and powertrain operation using connectivity and automation, in *SAE Technical Paper 2020-01-0580*, SAE International, 2020).
- [41] A. M. I. Mahbub and A. A. Malikopoulos, Conditions for state and control constraint activation in coordination of connected and automated vehicles, *Proceedings of 2020 American Control Conference*, 436–441.
- [42] A. M. I. Mahbub and A. A. Malikopoulos, A Platoon Formation Framework in a Mixed Traffic Environment, *IEEE Control Systems Letters (LCCS)*, **6** (2021), 1370–1375.
- [43] A. M. I. Mahbub and A. A. Malikopoulos, Conditions to Provable System-Wide Optimal Coordination of Connected and Automated Vehicles, *Automatica*, **131**.
- [44] A. M. I. Mahbub, L. Zhao, D. Assanis and A. A. Malikopoulos, Energy-Optimal Coordination of Connected and Automated Vehicles at Multiple Intersections, in *Proceedings of 2019 American Control Conference*, 2019, 2664–2669.
- [45] A. I. Mahbub, A. A. Malikopoulos and L. Zhao, Decentralized optimal coordination of connected and automated vehicles for multiple traffic scenarios, *Automatica*, **117**.
- [46] A. A. Malikopoulos, L. E. Beaver and I. V. Chremos, Optimal time trajectory and coordination for connected and automated vehicles, *Automatica*, **125**.
- [47] A. Malikopoulos, Impact of component sizing in plug-in hybrid electric vehicles for energy resource and greenhouse emissions reduction, *Journal of Energy Resources Technology, Transactions of the ASME*, **135** (2013), 041201.
- [48] A. A. Malikopoulos, A duality framework for stochastic optimal control of complex systems, *IEEE Transactions on Automatic Control*, **18** (2016), 780–789.
- [49] A. A. Malikopoulos, C. G. Cassandras and Y. J. Zhang, A decentralized energy-optimal control framework for connected automated vehicles at signal-free intersections, *Automatica*, **93** (2018), 244 – 256.

- [50] A. A. Malikopoulos and L. Zhao, A closed-form analytical solution for optimal coordination of connected and automated vehicles, in *2019 American Control Conference (ACC)*, IEEE, 2019, 3599–3604.
- [51] A. A. Malikopoulos and L. Zhao, Optimal path planning for connected and automated vehicles at urban intersections, in *Proceedings of the 58th IEEE Conference on Decision and Control, 2019*, IEEE, 2019, 1261–1266.
- [52] R. Margiotta and D. Snyder, *An agency guide on how to establish localized congestion mitigation programs*, Technical report, U.S. Department of Transportation. Federal Highway Administration, 2011.
- [53] F. Morbidi, P. Colaneri and T. Stanger, Decentralized optimal control of a car platoon with guaranteed string stability, in *2013 European Control Conference (ECC)*, IEEE, 2013, 3494–3499.
- [54] G. J. Naus, R. P. Vugts, J. Ploeg, M. J. van De Molengraft and M. Steinbuch, String-stable cacc design and experimental validation: A frequency-domain approach, *IEEE Transactions on vehicular technology*, **59** (2010), 4268–4279.
- [55] I. A. Ntousakis, I. K. Nikolos and M. Papageorgiou, Optimal vehicle trajectory planning in the context of cooperative merging on highways, *Transportation Research Part C: Emerging Technologies*, **71** (2016), 464–488.
- [56] M. Papageorgiou and A. Kotsialos, Freeway Ramp Metering: An Overview, *IEEE Transactions on Intelligent Transportation Systems*, **3** (2002), 271–281.
- [57] H. Pei, S. Feng, Y. Zhang and D. Yao, A cooperative driving strategy for merging at on-ramps based on dynamic programming, *IEEE Transactions on Vehicular Technology*, **68** (2019), 11646–11656.
- [58] N. Pourmohammad-Zia, F. Schulte and R. R. Negenborn, Platform-based platooning to connect two autonomous vehicle areas, in *2020 IEEE 23rd International Conference on Intelligent Transportation Systems (ITSC)*, IEEE, 2020, 1–6.
- [59] R. Rajamani, H.-S. Tan, B. K. Law and W.-B. Zhang, Demonstration of integrated longitudinal and lateral control for the operation of automated vehicles in platoons, *IEEE Transactions on Control Systems Technology*, **8** (2000), 695–708.
- [60] J. Rios-Torres and A. A. Malikopoulos, A Survey on Coordination of Connected and Automated Vehicles at Intersections and Merging at Highway On-Ramps, *IEEE Transactions on Intelligent Transportation Systems*, **18** (2017), 1066–1077.
- [61] J. Rios-Torres and A. A. Malikopoulos, Automated and Cooperative Vehicle Merging at Highway On-Ramps, *IEEE Transactions on Intelligent Transportation Systems*, **18** (2017), 780–789.
- [62] B. Schrank, B. Eisele and T. Lomax, *2019 Urban Mobility Scorecard*, Technical report, Texas A& M Transportation Institute, 2019.
- [63] M. Shaltout, A. A. Malikopoulos, S. Pannala and D. Chen, Multi-disciplinary decision making and optimization for hybrid electric propulsion systems, in *2014 IEEE International Electric Vehicle Conference, IEVC 2014*, 2014.
- [64] M. Shida, T. Doi, Y. Nemoto and K. Tadakuma, A short-distance vehicle platooning system: 2nd report, evaluation of fuel savings by the developed cooperative control, in *Proceedings of the 10th International Symposium on Advanced Vehicle Control (AVEC)*, KTH Royal Institute of Technology Loughborough, United Kingdom, 2010, 719–723.
- [65] S. E. Shladover, C. A. Desoer, J. K. Hedrick, M. Tomizuka, J. Walrand, W.-B. Zhang, D. H. McMahon, H. Peng, S. Sheikholeslam and N. McKeown, Automated vehicle control developments in the PATH program, *IEEE Transactions on Vehicular Technology*, **40** (1991), 114–130.
- [66] S. Singh, *Critical reasons for crashes investigated in the National Motor Vehicle Crash Causation Survey. (Traffic Safety Facts Crash Stats.)*, Technical Report DOT HS 812 506, March, 2018.
- [67] K. Spieser, K. Treleven, R. Zhang, E. Frazzoli, D. Morton and M. Pavone, Toward a systematic approach to the design and evaluation of automated mobility-on-demand systems: A case study in singapore, in *Road vehicle automation*, Springer, 2014, 229–245.
- [68] S. S. Stanković, M. J. Stanojević and D. D. Šiljak, Decentralized suboptimal lqg control of platoon of vehicles, in *Proc. 8th IFAC/IFIP/IFORS Symp. Transp. Syst.*, vol. 1, 1997, 81–86.
- [69] S. Tsugawa, An overview on an automated truck platoon within the energy its project, *IFAC Proceedings Volumes*, **46** (2013), 41–46.

- [70] A. Tuchner and J. Haddad, Vehicle platoon formation using interpolating control, *IFAC-PapersOnLine*, **48** (2015), 414–419.
- [71] S. Van De Hoef, K. H. Johansson and D. V. Dimarogonas, Fuel-efficient en route formation of truck platoons, *IEEE Transactions on Intelligent Transportation Systems*, **19** (2017), 102–112.
- [72] P. Varaiya, Smart cars on smart roads: problems of control, *IEEE Transactions on Automatic Control*, **38** (1993), 195–207.
- [73] P. Varaiya, Smart cars on smart roads: problems of control, *IEEE Transactions on automatic control*, **38** (1993), 195–207.
- [74] Z. Wadud, D. MacKenzie and P. Leiby, Help or hindrance? the travel, energy and carbon impacts of highly automated vehicles, *Transportation Research Part A: Policy and Practice*, **86** (2016), 1–18.
- [75] Z. Wang, G. Wu, P. Hao, K. Boriboonsomsin and M. Barth, Developing a platoon-wide eco-cooperative adaptive cruise control (cacc) system, in *2017 IEEE Intelligent Vehicles Symposium (IV)*, IEEE, 2017, 1256–1261.
- [76] R. Wiedemann, *Simulation des Strassenverkehrsflusses*, PhD thesis, Universität Karlsruhe, 1974.
- [77] W. Xiao and C. G. Cassandras, Decentralized optimal merging control for connected and automated vehicles with safety constraint guarantees, *Automatica*, **123** (2021), 109333.
- [78] X. Xiong, E. Xiao and L. Jin, Analysis of a stochastic model for coordinated platooning of heavy-duty vehicles, in *2019 IEEE 58th Conference on Decision and Control (CDC)*, IEEE, 2019, 3170–3175.
- [79] F. Xu and T. Shen, Decentralized optimal merging control with optimization of energy consumption for connected hybrid electric vehicles, *IEEE Transactions on Intelligent Transportation Systems*.
- [80] S. Yao and B. Friedrich, Managing connected and automated vehicles in mixed traffic by human-leading platooning strategy: a simulation study, in *2019 IEEE Intelligent Transportation Systems Conference (ITSC)*, IEEE, 2019, 3224–3229.
- [81] L. Zhang, F. Chen, X. Ma and X. Pan, Fuel economy in truck platooning: a literature overview and directions for future research, *Journal of Advanced Transportation*, **2020**.
- [82] Y. Zhang and C. G. Cassandras, Decentralized optimal control of connected automated vehicles at signal-free intersections including comfort-constrained turns and safety guarantees, *Automatica*, **109** (2019), 108563.

Received xxxx 20xx; revised xxxx 20xx.

E-mail address: mahbub@udel.edu

E-mail address: bchalaki@udel.edu

E-mail address: andreas@udel.edu