

Deep Hedging: Learning to Remove the Drift under Trading Frictions with Minimal Equivalent Near-Martingale Measures

H. BUEHLER[†] P. MURRAY^{*†‡} M. S. PAKKANEN[‡] and B. WOOD[†]

[†]JP Morgan

[‡]Imperial College London

We present a numerically efficient approach for learning minimal equivalent martingale measures for market simulators of tradable instruments, e.g. for a spot price and options written on the same underlying. In the presence of transaction cost and trading restrictions, we relax the results to learning minimal equivalent “near-martingale measures” under which expected returns remain within prevailing bid/ask spreads.

Our approach to thus “removing the drift” in a high dimensional complex space is entirely model-free and can be applied to any market simulator which does not exhibit classic arbitrage. The resulting model can be used for risk neutral pricing, or, in the case of transaction costs or trading constraints, for Deep Hedging [3].

We demonstrate our approach by applying it to two market simulators, an auto-regressive discrete-time stochastic implied volatility model, and a Generative Adversarial Network (GAN) based simulator, both of which trained on historical data of option prices under the statistical measure to produce realistic samples of spot and option prices. We comment on robustness with respect to estimation error of the original market simulator.

1. Introduction

A long-standing challenge in quantitative finance is the development of *market models* for the dynamics of tradable instruments such as a spot price and options thereon. The classic approach to developing such models is to find model dynamics in a suitable parameter space under which the respective risk-neutral drift could be computed somewhat efficiently, c.f. for example [12], [15], [10] for the case of equity option markets. With this approach, realistic dynamics or estimation of statistically valid parameters are an afterthought.

This article proposes to reverse this process by starting out with training a realistic model of the market under the statistical measure – and then find an equivalent “near-martingale” measure under which the drifts of tradable instruments are constrained by the prevailing costs such that there are no *statistical arbitrage opportunities*, that is, trading strategies which produce positive expected gains. In the absence of trading costs, this means finding an equivalent martingale measure to “remove the drift”.

The main motivation for the present work is the application of our *Deep Hedging* algorithm to construct hedging strategies for contingent claims by trading in hedging instruments which include

*Corresponding author Email: phillip.murray@jpmorgan.com

derivatives such as options. When described first in [3], we relied on markets simulated with classic quantitative finance models. In [1] we proposed a method to build market simulators of options markets for the hedging instruments under the statistical measure. Under this measure, we will usually find *statistical arbitrage* in the sense that an empty initial portfolio has positive value. This simply reflects the realities of historic data: on average, the S&P 500 moved upwards over the last ten years, giving a machine the impression that selling puts and being long the market is a winning strategy. The present work shows how to construct an equivalent (near-) martingale measure to avoid that effect and “remove the drift” in a high-dimensional complex space.

While our examples focus on simulating equity option markets – in this case amounting to a *stochastic implied volatility* model – our approach is by no means limited to the equities case. In fact, it is entirely model agnostic and can be applied to any market simulator which generates paths of tradable instruments under the same numeraire which are free of classic arbitrage.

In particular, our approach can be applied to “black box” neural network based simulators such as those using Generative Adversarial Networks (GANs) described in [1] or Variational Autoencoders as in [5]. Such simulators use machine learning methods to generate realistic paths from the statistical measure, but clearly no analytic expression to describe the market dynamics can be written. Our method allows to construct an equivalent risk neutral measure through further applications of machine learning methods.

1.1. Summary of our Approach

Given simulated instrument returns DH_t across discrete time steps $t \in \{0 = t_0 < \dots < t_m\}$, and convex costs c_t associated with trading a_t units of each instrument, we propose using our *Deep Hedging* algorithm introduced in [3] to find a trading strategy a^* and cash amount y^* which maximize the *optimized certainty equivalent* of a utility u ,

$$a \mapsto \sup_{y \in \mathbb{R}} \mathbb{E} \left[u \left(y + \sum_t a_t \cdot DH_t - c_t(a_t) \right) - y \right] .$$

We then define an equivalent measure \mathbb{Q}^* by setting

$$\frac{d\mathbb{Q}^*}{d\mathbb{P}} := u' \left(y^* + \sum_t a_t^* \cdot DH_t - c_t(a_t^*) \right) .$$

Under \mathbb{Q}^* the market has no *statistical arbitrage opportunities* in the sense that there is no strategy a which has positive expected returns, i.e.

$$\sup_a \mathbb{E}^* \left[\sum_t a_t \cdot DH_t - c_t(a_t) \right] \leq 0 . \tag{1}$$

In the absence of transaction costs, \mathbb{Q}^* is an equivalent martingale measure, and in the presence of transaction costs, we show that removing statistical arbitrage is equivalent to the measure being *near-martingale*, in the sense that the drift of all tradable instruments must be dominated by the transaction costs. Moreover, \mathbb{Q}^* is minimal among all equivalent near-martingale measures with respect to the \tilde{u} -divergence from \mathbb{P} where \tilde{u} is the Legendre-Fenchel transform of u .

The key insight of our utility-based risk-neutral density construction is that it relies only on solving the optimization problem of finding a^* and c^* , not on any particular dynamics for the

market under the \mathbb{P} measure. Therefore, it lends itself to the application of modern machine learning methods. As mentioned above, this is particularly useful in the case of removing statistical arbitrage from a “black box” market simulator, such as the GAN based approach discussed in [1]. Through the choice of utility function, we are able to control the risk neutral measure we construct.

We demonstrate the power of this approach with two examples of option market simulators for spot and a number of volatilities. Specifically, we train a Vector Autoregressive (VAR) model of the form

$$dY_t = (B - A_1 Y_{t-1} - A_2 Y_{t-2}) dt + \Sigma dW_t$$

for a vector of log spot returns and log volatilities $Y_t = (\log S_t/S_{t-1}, \log \sigma_t^1, \dots, \log \sigma_t^K)'$, and also a neural network based GAN simulator, and then in both cases use our approach to construct the above measure such that the resulting spots and option prices are near-martingale, and free from statistical arbitrage.

1.2. Related Work

We are not aware of attempts to numerically solve for a risk-neutral density with the approach discussed here, as an application to stochastic implied volatility or otherwise, and to our knowledge, ours is the first practical approach for implementing general statistically trained market models under risk-neutral measures.

The classic approach to stochastic implied volatilities is via the route of identifying analytically a risk-neutral drift given the other parameters of the specified model. The first applicable results for a term structure of implied volatilities are due to [12]. The first viable approach to a full stochastic implied volatility model for an entire fixed strike and fixed maturity option surface was presented in [15], using as parametrization also *discrete local volatilities*. Wissel describes the required continuous time drift adjustment for a diffusion driving a grid of such discrete local volatilities as a function of the free parameters. Unnaturally, in his approach the resulting spot diffusion takes only discrete values at the strikes of the options at each maturity date and the approach is limited to a set grid of options defined in cash strikes and fixed maturities.

More recently, a number of works have shown that when representing an option surface with a Lévy kernel we can derive suitable Heath-Jarrow-Morton conditions on the parameters of the diffusion of the Lévy kernel such that the resulting stock price is arbitrage-free, c.f. [10] and the references therein. Simulation of the respective model requires solving the respective Fourier equations for the spot price and options at each step in the path.

1.3. Outline

The rest of the article is organised as follows. In Section 2 we describe the theoretical framework and introduce the key method for constructing a risk-neutral measure in the frictionless case, which is then extended to the case with market frictions in Section 3. Then, in Section 4 we describe some of the consequences of the approach from a practical perspective, and in Section 5 we provide numerical experiments demonstrating the effectiveness of the method in practice.

2. Frictionless risk-neutral case

Consider a discrete-time simulated financial market with finite time horizon where we trade over time steps $0 = t_0 < \dots < t_m = T$ where T is the maximum maturity of all tradable instruments. Fix

a probability space Ω and a probability measure \mathbb{P} under which the market is simulated, which we will refer to as the “statistical” measure. For each $t \in \{t_0, \dots, t_m\}$, we denote by s_t the *state* of the market at time t , including relevant information from the past. The state represents all information available to us, including mid-prices of all tradable instruments, trading costs, restrictions and risk limits.

The sequence of states $(s_t)_{t=0, \dots, T}$ generates a sequence $\mathbb{F} = (\mathcal{F}_t)_{t=0, \dots, T}$ of σ -algebras forming a filtration. Being generative means that any \mathcal{F}_t -measurable function $f(\cdot)$ can be written as a function of s_t as $f \equiv f(\cdot; s_t)$.

To simplify notation, we stipulate that the total number of instruments at each timestep is always n . Let $H_t^{(t)} = (H_t^{(t,1)}, \dots, H_t^{(t,n)})$ be the and \mathbb{R}^n -valued, \mathbb{F} -adapted stochastic process of mid-prices of the liquid instruments available to trade at t . As above, $H_t^{(t)}$ is a function of s_t , and we also assume that H is in $L^2(\mathbb{P})$. Note that H_t can represent a wide class of instruments, including primary assets such as single equities, indices, and liquid options.

For each instrument we observe at time T a final mark-to-market mid-value $H_T^{(t,i)}$ which will usually be the sum of any cashflows along the path, and which is also assumed to be a function of s_T . That means s_T must contain sufficient information from the past along the path: for example, if the i th instrument tradable at t is a call option with relative strike k_i and time-to-maturity $\tau_i \leq T - t$ on a spot price process S_t , then the final value of this i th instrument is the payoff on the path, $H_T^{(t,i)} = (S_{t+\tau_i}/S_t - k_i)^+$. Whilst for simplicity, we assume that all options mature within the time horizon, we can easily extend to the case where options are allowed to mature after T by valuing them at mid-prices.

We further assume that discounting rates, funding, dividends, and repo rates are zero. Extension to the case where they are non-zero and deterministic is straightforward.

At each time step t we may chose an *action* $a_t \in \mathbb{R}^n$ to trade in the hedging instruments $H_t^{(t)}$ based on the information available in the state s_t , i.e. $a_t \equiv a(s_t)$. The \mathbb{R}^n -valued, \mathbb{F} -adapted stochastic process $a = (a_0, \dots, a_{m-1})$ defines a *trading strategy* over the time horizon. To ease notation, it will be useful to define $a_t^\pm := \max(0, \pm a_t)$ for an action a_t , where the operation is applied elementwise.

We start with the frictionless case, where the actions are unconstrained, i.e. the set of *admissible actions*, $\mathcal{A}_t \equiv \mathbb{R}^n$ for all t . In this case the terminal *gain* of implementing a trading strategy $a = (a_0, \dots, a_{m-1})$ is given by

$$G(a) := \sum_{t=0}^{m-1} a_t \cdot DH_t \quad \text{with} \quad DH_t := H_T^{(t)} - H_t^{(t)}. \quad (2)$$

Our slightly unusual notation of taking the performance of each instrument to maturity reflects our ambition to look at option market simulators for “floating” implied volatility surfaces where the observed financial instruments change from step to step. If the instruments tradable at each time step are, in fact, the same fixed strike and maturity instruments, then

$$G(a) \equiv \sum_{t=0}^{m-1} \delta_t \cdot dH_t \quad \text{with} \quad dH_t := H_{t+1} - H_t, \quad (3)$$

where $\delta_t := a_t + \delta_{t-1}$ starting with $\delta_{-1} := 0$.

In order to assess the performance of a trading strategy, we need a risk-adjusted measure of performance. A natural candidate would be to use a strictly concave, strictly increasing utility function u that is C^1 and normalized to $u(0) = 0$ and $u'(0) = 1$. Note that the normalization is a convenience which is always achievable: If \tilde{u} is concave and increasing, then $u(x) := (\tilde{u}(x) - \tilde{u}(0))/\tilde{u}'(0)$ satisfies these assumptions.

Examples of such utility functions are the *adjusted mean-volatility* function $u(x) := (1 + \lambda x - \sqrt{1 + \lambda^2 x^2})/\lambda$ proposed in [9], or the exponential utility $u(x) = (1 - e^{-\lambda x})/\lambda$. We make the further assumption that $u(G(a)) \in L^1(\mathbb{P})$ for all a . (This condition is not met when u is the exponential utility and the market contains a Black & Scholes process with negative drift.¹)

2.1. Optimized certainty equivalents

For a given utility function, define now the *optimized certainty equivalent* (OCE) of the expected utility, introduced in [2] as

$$U(X) := \sup_{y \in \mathbb{R}} \left\{ \mathbb{E} [u(y + X)] - y \right\}. \quad (4)$$

The functional U satisfies the following properties:

- (i) Monotone increasing: if $X \geq Y$ then $U(X) \geq U(Y)$. A better payoff leads to higher expected utility.
- (ii) Concave: $U(\alpha X + (1 - \alpha)Y) \geq \alpha U(X) + (1 - \alpha)U(Y)$ for $\alpha \in [0, 1]$. Diversification leads to strictly higher utility.
- (iii) Cash-Invariant: $U(X + c) = U(X) + c$ for all $c \in \mathbb{R}$. Adding cash to a position increases its utility by the same amount.

This above properties mean that $-U(X)$ is a convex risk measure. Note that the assumptions $u(0) = 0$ and $u'(0) = 1$ imply that $u(y) \leq y$ for all y and hence $U(0) = 0$. Furthermore, U is finite for all bounded variables X , since by monotonicity we have $U(X) \leq U(\sup X) = U(0) + \sup X < \infty$.

Cash invariance means that $U(X - U(X)) = 0$, i.e. $-U(X)$ is the minimum amount of cash that needs to be added to a position in order to make it acceptable, in the sense that $U(X + c) \geq 0$. The cash-invariance property of the OCE means in particular that optimizing U does not depend on our initial wealth.

A classic example of such an OCE measure is the case where u is the exponential utility, leading to the *entropy*, for risk aversion level λ ,

$$U_\lambda(X) = -\frac{1}{\lambda} \log \mathbb{E} \left[e^{-\lambda X} \right].$$

We now consider the application of the optimized certainty equivalent to the terminal gains of a trading strategy. To this end, define

$$F(y, a) := \mathbb{E} [u(y + G(a)) - y]. \quad (5)$$

We seek maximizers y^*, a^* of this function, and define such an a^* to be an optimal trading strategy for the utility u . We mentioned previously that we require that our market simulator is free from classic arbitrage. Formally, we may say that a trading strategy a is an arbitrage opportunity if it produces potential gains with no risk of loss, i.e. $G(a) \geq 0$ almost surely, and $\mathbb{P}[G(a) > 0] > 0$. If such a trading strategy exists, we clearly would have $F(0, a) > 0$. In fact, when no transaction costs are present, we could scale this strategy up indefinitely to produce unbounded utility, as demonstrated by the following result.

¹To see this, assume $m = 1$, $n = 1$, $H_0 := 1$, and let $H_T := \exp((-\mu - \frac{1}{2}\sigma^2)T + \sigma\sqrt{T}W)$ for positive μ and σ , and W standard normal. Then $\mathbb{E}[u(-(H_T - H_0))] = -\infty$.

LEMMA 2.1 *Suppose the market exhibits classic arbitrage. Then no finite maximizers of F exist.*

Proof. Assume that \tilde{a} is an arbitrage opportunity with $\mathbb{P}[G(\tilde{a}) \geq 0] = 1$ and $\mathbb{P}[A] = p > 0$ for a set $A = \{G(\tilde{a}) > g\}$ for $g > 0$. From the strict monotonicity of u we have

$$\begin{aligned} U(G(n\tilde{a})) &= \sup_y \mathbb{E}[u(y + G(n\tilde{a})) - y] \\ &\geq \mathbb{E}[u(nG(\tilde{a}))] \\ &\geq \mathbb{E}[1_A u(ng)] \\ &= pu(ng) \end{aligned}$$

which can be made arbitrarily large by taking $n \rightarrow \infty$. Hence, no finite maximizer of F exists. \square

2.2. Utility-based risk neutral densities

We will now see how, in the absence of classic arbitrage, we are able to use the optimized certainty equivalent framework to construct an equivalent martingale measure. Before moving on to our main result, we will need the following lemma.

LEMMA 2.2 *Let $f : \mathbb{R} \rightarrow \mathbb{R}$ be concave and C^1 . Assume that $f(\xi) \in L^1$ for all ξ and that $\mathbb{E}[f(\xi^*)] \geq \mathbb{E}[f(\xi)]$ for some ξ^* . Then*

$$\partial_\epsilon|_{\epsilon=0} \mathbb{E}[f(\epsilon\xi + \xi^*)] = \mathbb{E}[f'(\xi^*)\xi]. \quad (6)$$

Proof. Define $\Delta_\epsilon := \frac{1}{\epsilon} (f(\epsilon\xi + \xi^*) - f(\xi^*))$ such that $\Delta_\epsilon \uparrow \partial_\epsilon|_{\epsilon=0} f(\epsilon\xi + \xi^*) = f'(\xi^*)\xi$ since f is concave. As a difference between two L^1 variables $\Delta_\epsilon \in L^1$. Since ξ^* maximizes the expectation of f , we also have $\mathbb{E}[\Delta_\epsilon] \leq 0$. Using the dominated convergence shows that $\Delta_\epsilon \uparrow f'(\xi^*)\xi \in L^1$ and therefore that taking expectations and derivatives in (6) can be exchanged. \square

Now we give the main result allowing the construction of utility-based equivalent martingale measures.

PROPOSITION 2.3 *Let y^* and a^* be finite maximizers of*

$$y, a \mapsto F(y, a) := \mathbb{E} [u(y + G(a)) - y] . \quad (7)$$

Then,

$$D^* := u'(y^* + G^*) , \quad G^* := G(a^*) \quad (8)$$

is an equivalent martingale density, i.e. the measure \mathbb{Q}^ defined via $d\mathbb{Q}^* := D^* d\mathbb{P}$ is an equivalent martingale measure.*

Proof. We follow broadly the discussion in Section 3.1 of [6], and we proceed in a number of steps. Show that $D^*G(a) \in L^1$: optimality of c^* and a^* imply with Lemma 2.2 for arbitrary a that $D^*G(a) \in L^1$ and specifically

$$0 = \partial_\epsilon|_{\epsilon=0} F(y^*, \epsilon a + a^*) = \mathbb{E} [D^*G(a)] . \quad (9)$$

Show that $D^* \in L^1$: recall that $G(a) = \sum_{it} a_t^i \cdot DH_t^i$. Since u is concave and increasing, u' is decreasing and non-negative. Then,

$$0 \leq u'(y^* + G^*) \leq u'(y^* + G^*) |DH| 1_{|DH| > 1} + u'(y^* - \text{ess sup}_{it} |a_t^{*i}|) 1_{|DH| \leq 1} \in L^1$$

since y^* and a^* were assumed to be finite, and since the previous step with $a = 1$ implies $u'(y^* + G^*) |DH| \in L^1$.

*Positivity of D^** : since u' is decreasing and positive we have $\lim_{n \uparrow \infty} u'(n) \geq 0$ and therefore $\mathbb{P}[u'(G^*) > 0] = \lim_{n \uparrow 0} \mathbb{P}[u'(G^*) > u'(n)] = \lim_{n \uparrow 0} \mathbb{P}[G^* \leq n] = \mathbb{P}[G^* < \infty] = 1$, since a^* being almost surely finite implies that $G^* \in L^1$.

D^ has unit expectation*: optimality of y^* and a^* implies

$$0 = \partial_y \big|_{y=y^*} F(y, a^*) = \mathbb{E}[D^*] - 1 \quad (10)$$

and therefore that $\mathbb{E}[D^*] = 1$. □

The density D^* provides an equivalent martingale density, and in fact is minimal among all equivalent martingale densities in a particular way. First, let us recall the definition of the Legendre-Fenchel transform of a function $f : \mathbb{R} \rightarrow \mathbb{R}$ by the variational formula

$$\tilde{f}(y) := \sup_{x \in \mathbb{R}} \{yx - f(x)\} .$$

Secondly, recall the notion of an f -divergence as a measure of the similarity between two probability distributions. Given a convex function $f : (0, \infty) \rightarrow \mathbb{R}$, with $f(1) = 0$, we may define the f -divergence between two distributions \mathbb{Q} and \mathbb{P} with $\mathbb{Q} \ll \mathbb{P}$ as

$$D_f(\mathbb{Q}|\mathbb{P}) = \mathbb{E} \left[f \left(\frac{d\mathbb{Q}}{d\mathbb{P}} \right) \right] .$$

Now for a given utility function u , the Legendre-Fenchel transform of $-u(-x)$ is indeed a convex function satisfying $\tilde{u}(1) = 0$, and thus defines a \tilde{u} -divergence. Indeed, there is a duality between maximizing the utility u and minimizing the \tilde{u} divergence, given by the following result.

COROLLARY 2.4 *Let $\tilde{u}(y)$ be the Legendre-Fenchel transform of u , and define D^* as in (8). Then, D^* is a minimizer of the \tilde{u} -divergence*

$$D \longmapsto \mathbb{E}[\tilde{u}(D)] \quad (11)$$

over all equivalent martingale densities.

Proof. The Legendre-Fenchel transform of the convex function $-u(-x)$ is $\tilde{u}(y) = \sup_x (yx + u(-x)) = \sup_x (u(x) - yx)$ which implies that for all x ,

$$\tilde{u}(y) \geq u(x) - yx . \quad (12)$$

Let $\mathcal{D}_e := \{ D > 0 : \mathbb{E}[D] = 1, \mathbb{E}[DG(a)] = 0 \text{ for all } a \}$ be the set of equivalent martingale

densities. Equation (12) implies for $y \rightarrow D \in \mathcal{D}_e$ and $x \rightarrow c + G(a)$,

$$\inf_{D \in \mathcal{D}_e} \mathbb{E}[\tilde{u}(D)] \geq \sup_{c,a} \left\{ \mathbb{E}[u(c + G(a))] - c \right\} = F(y^*, a^*) . \quad (13)$$

Let $I = u'^{-1}(\mathbb{R}) \subseteq (0, \infty)$. For a given $y \in I$ the sup in $\tilde{u}(y) = \sup_x (u(x) - yx)$ is attained by $x = u'^{-1}(y)$ which yields

$$\tilde{u}(y) = u(u'^{-1}(y)) - y u'^{-1}(y) \quad (14)$$

for all $y \in I$ and all $x \in \mathbb{R}$ as claimed above. Applying (14) to $\tilde{u}(D^*)$ yields that equality of both sides of (13), proving our claim that D^* is indeed a minimizer of (11). \square

Thus, finding the \tilde{u} -minimal equivalent martingale measures is the dual to the primal problem of maximizing the expected utility. The key observation is that we now have a numerically efficient method to solve the primal problem, via the application of machine learning methods.

In the case of the exponential utility, the \tilde{u} -divergence is the *relative entropy* of \mathbb{Q} with respect to \mathbb{P} ,

$$H(\mathbb{Q}|\mathbb{P}) = \mathbb{E} \left[\frac{d\mathbb{Q}}{d\mathbb{P}} \log \frac{d\mathbb{Q}}{d\mathbb{P}} \right] .$$

The measure \mathbb{Q}^* is the *minimal entropy martingale measure* (MEMM) introduced by [7], given by

$$\frac{d\mathbb{Q}^*}{d\mathbb{P}} = \frac{e^{-G^*}}{\mathbb{E}[e^{-G^*}]}$$

Note that in this case, the measure is unique due to the strict convexity of the function $\tilde{u}(y) = y \log y$.

Remark 1 In the case where the returns are normally distributed, and the utility is the exponential utility, then the optimization is easily shown to be equivalent to solving the classic mean-variance objective of Markowitz [11] $U(X) = \mathbb{E}[X] - 1/2\lambda \text{Var}[X]$, and in this case the found martingale measure removes the drift while preserving the covariance of the returns.

An alternative to the above construction is described in [6] Section 3.1, as follows.

PROPOSITION 2.5 *Define u as above and fix some initial wealth $w_0 \in \mathbb{R}$. Let a^* be a finite maximizer of*

$$a \mapsto \mathbb{E}[u(w_0 + G(a))] . \quad (15)$$

Then, the measure \mathbb{Q}^ with density*

$$D^* := \frac{u'(w_0 + G^*)}{\mathbb{E}[u'(w_0 + G^*)]} \quad (16)$$

is an equivalent martingale measure.

Proof. We prove that \mathbb{Q}^* is a martingale measure.¹
Show $\mathbb{E}[u'(w_0 + G^*) G(a)] = 0$ for all a . For an arbitrary a we get

$$0 = \partial_{\epsilon}|_{\epsilon=0} \mathbb{E}[u(G(w_0 + \epsilon a + a^*))] \stackrel{(*)}{=} \mathbb{E}[u'(w_0 + G^*) G(a)] , \quad (17)$$

where $(*)$ follows from Lemma 2.2. Given that a was arbitrary above also implies $\mathbb{E}[u'(w_0 + G^*) DH_t | \mathcal{F}_t] = 0$.

We first prove that $u'(G^*) \in L^1$: recall that $G(a) = \sum_{it} a_t^i \cdot DH_t^i$. Since u is concave and increasing, $0 \leq u'(x) \leq u'(x - \epsilon)$ for $\epsilon > 0$. Then,

$$\begin{aligned} 0 \leq u'(w_0 + G^*) &\leq u'(w_0 + G^*) |DH| 1_{|DH| > 1} \\ &\quad + u'(-\text{ess sup}_{it} |a_t^{*i}|) 1_{|DH| \leq 1} \in L^1 \end{aligned}$$

since a^* was assumed to be finite.

Positivity of D^ :* since u' is decreasing and positive we have $\lim_{n \uparrow \infty} u'(n) = 0$ and therefore $\mathbb{P}[u'(w_0 + G^*) > 0] = \lim_{n \uparrow 0} \mathbb{P}[u'(w_0 + G^*) > u'(n)] = \lim_{n \uparrow 0} \mathbb{P}[w_0 + G^* \leq n] = \mathbb{P}[w_0 + G^* < \infty] = 1$, since a^* being almost surely finite implies that $G^* \in L^1$ \square

Remark 2 We note that the assumption of finiteness of a^* again excludes markets with classic arbitrage opportunities.¹ If u is the exponential utility, then D^* coincides with the previously defined density of the MEMM in (8).

We note that while this approach is somewhat more direct it depends on initial wealth – except in the case of the exponential utility – and lacks the interpretation of the density as a minimizer of some distance to \mathbb{P} .

We now briefly discuss some extensions of the previous results to the cases of unbounded assets, and continuous time processes.

Unbounded Assets As pointed out in [6] Section 3.1, the requirement $u(G(a)) \in L^1$ can be enforced at the cost of interpretability of our previous results by passing over to bounded asset prices: to this end define the random variable $M := \max_{i,t} |DH_t^i|$ and set $D\bar{H}_t^i := DH_t^i / (1 + M)$, which are now bounded.

We can then show with the same steps as before that we can construct an equivalent martingale measure in this case as follows.

PROPOSITION 2.6 *Let y^* and a^* be maximizers of the bounded problem*

$$y, a \mapsto \bar{F}(y, a) := \mathbb{E} \left[u \left(\frac{y + G(a)}{1 + M} \right) - y \right] . \quad (18)$$

Then,

$$D^* := \frac{u' \left(\frac{y^* + G^*}{1 + M} \right)}{1 + M} \quad (19)$$

¹We follow broadly section 3.1 in [6].

¹The argument follows virtually identically to the OCE case. Assume that \tilde{a} is an arbitrage opportunity with $\mathbb{P}[G(\tilde{a}) \geq 0] = 1$ and $\mathbb{P}[A] = p > 0$ for a set $A = \{G(\tilde{a}) > g\}$ for $g > 0$. Then $\mathbb{E}[u(w_0 + G(n\tilde{a}1_A))] = \mathbb{E}[1_A u(w_0 + G(n\tilde{a}))] \geq p u(w_0 + ng) \uparrow p u(\infty)$, e.g. no finite maximizer of $\mathbb{E}[u(G(a))]$ exists.

is an equivalent martingale density for the unscaled problem, i.e. $\mathbb{E}^*[G(a)] \leq 0$ for all a .
Moreover, D^* minimizes the scaled \tilde{u} -divergence

$$D \rightarrow \mathbb{E} [\tilde{u}((1+M)D)] \quad (20)$$

over all equivalent martingale densities.

Proof. We cover the main differences to the previous case: first, we see that

$$0 = \partial_y F(y^*, a^*) = \mathbb{E} \left[\frac{u' \left(\frac{y^* + G^*}{1+M} \right)}{1+M} - 1 \right] . \quad (21)$$

Then,

$$0 = \partial_\epsilon F(y^*, \epsilon a + a^*) = \mathbb{E} \left[\frac{u' \left(\frac{y^* + G^*}{1+M} \right)}{1+M} G(a) \right] \quad (22)$$

showing that D^* is an equivalent martingale density. Using (12) with $y \rightarrow (1+M)D$ for $D \in \mathcal{D}_e$ and $z \rightarrow (c + G(a))/(1+M)$ yields as before

$$\inf_{D \in \mathcal{D}_e} \mathbb{E} [\tilde{g}((1+M)D)] \geq \sup_{c,a} \left\{ \mathbb{E} \left[u \left(\frac{c + G(a)}{1+M} \right) \right] - c \right\} . \quad (23)$$

Equality in D^* follows as before. \square

Continuous Time We note that our method of proof also works in a continuous time: let $G_t(a) := \int_0^t a_r dH_r$ where $dH_t = \mu_t dt + \sigma_t dW_t$ (i.e. the classic setup with fixed instruments) and set $G(a) := G_T(a)$ as before. Assume that c^*, a^* maximize $c, a \mapsto \mathbb{E}[u(y + G(a)) - y]$ and that $\mathbb{E}[u(G^*)] < \infty$ which again excludes markets with classic arbitrage. Then, then same statement as above is true with virtually the same proof.

Let $G_t^* := G_t(a^*)$ and notice that if $u \in \mathbb{C}^3$ then $f(x) := \log u'(x)$ has derivative $f'(x) = \frac{u''(x)}{u'(x)}$ which is the *Arrow-Pratt coefficient of absolute risk aversion* of u , c.f. [6] section 2.3. Standard calculus shows that

$$D_t^* = \exp \left(\int_0^t \frac{u''(G_r^*)}{u'(G_r^*)} \sigma_r dW_r - \frac{1}{2} \int_0^t \left(\frac{u''(G_r^*)}{u'(G_r^*)} \sigma_r \right)^2 dr \right) \quad (24)$$

Under \mathbb{Q}^* our assets are driftless and satisfy $dH_t = \sigma_t dW_t^*$ for a \mathbb{Q}^* -Brownian motion W^* . This implies the well-known result

$$\frac{u''(G_t^*)}{u'(G_t^*)} = \frac{\mu_t}{\sigma_t^2} . \quad (25)$$

3. Transaction costs and trading constraints

The previous section enables us to simulate markets from a martingale measure in the absence of trading frictions. However, in general, trading strategies may be subject to constraints, such as liquidity, asset availability or risk limits.

Therefore, we may also want to simulate markets with trading costs and restrictions. Such a use-case would be for providing training data for a *Deep Hedging* agent. To this end, we now extend the previous results consider the cost of trading activity through *generalized cost functions*.

A generalized cost function is a non-negative, \mathcal{F}_t -measurable function $c_t(a_t) \equiv c(a_t; s_t)$ with values in $[0, \infty]$, which is convex in a_t , lower semi-continuous and normalized to $c_t(0) = 0$. Included in this class of cost functions are proportional transaction costs of the form $c_t(a_t; s_t) = \sum_i \alpha^i |a_t^i| H_t^{(t,i)}$, fixed costs of the form $c_t(a_t; s_t) = \sum_i \alpha^i 1_{a_t^i \neq 0}$ as well as many others.

Recall that we define $\mathcal{A}_t \subseteq \mathbb{R}^n$ as the convex set of *admissible actions*. Transaction costs provide a convenient way to describe this set via $\mathcal{A}_t \equiv \mathcal{A}(s_t) := \{a : c_t(a) < \infty\}$. Then our problem is unconstrained if c is finite for all for real-valued actions, in which case $\mathcal{A}_t \equiv \mathbb{R}^n$. Note also that by construction, $0 \in \mathcal{A}_t$ always.

EXAMPLE 3.1 *The simplest trading costs are proportional. Assume that Δ_t and V_t are observable Black & Scholes delta and vega of the mid-prices $H_t^{(t)}$ for the trading instruments available at t , and that the cost of trading a^i units of $H_t^{(t,i)}$ is proportional to its delta and vega with cost factors g_Δ^\pm and g_V^\pm for buying and selling, respectively. We also impose that we may trade at most V_{\max} units of vega per time step. The corresponding cost function is given by*

$$c_t(a) := \begin{cases} a^+ \cdot (g_\Delta^+ \Delta_t + g_V^+ V_t) & a \cdot V_t \leq V_{\max} \\ + a^- \cdot (g_\Delta^- \Delta_t + g_V^- V_t) & \\ \infty & a \cdot V_t > V_{\max} \end{cases} \quad (26)$$

EXAMPLE 3.2 *Consider trading cost which apply only to net delta and vega traded, e.g.*

$$c_t(a) := \begin{cases} g_\Delta^+ (a \cdot \Delta_t)^+ + g_V^+ (a \cdot V_t)^+ & a \cdot V_t \leq V_{\max} \\ + g_\Delta^- (a \cdot \Delta_t)^- + g_V^- (a \cdot V_t)^- & \\ \infty & a \cdot V_t > V_{\max} \end{cases} \quad (27)$$

The terminal gain of implementing a trading policy a with cost function c is given by

$$G(a) := \sum_{t=0}^{m-1} a_t \cdot DH_t - c_t(a_t) . \quad (28)$$

If our trading instruments are the same for all time steps, then similarly to (3) we have the more commonly used representation $G(a) \equiv \sum_{t=0}^{m-1} \delta_t \cdot dH_t - c_t(a_t)$.

3.1. Statistical arbitrage and near-martingale measures

Under the statistical measure we expect there to be *statistical arbitrage opportunities*, i.e. trading strategies a such that we expect to make money:

$$\mathbb{E}[G(a)] > 0 . \quad (29)$$

In the absence of transaction costs, the market will be free from statistical arbitrage if and only

if we are under a martingale measure. Informally, since $G(-a) = -G(a)$, then either a or $-a$ is a statistical arbitrage, unless $\mathbb{E}[G(a)] = 0$, and this is only true for all a if we are under a martingale measure.

Since the gains of trading with transaction costs are almost surely never greater than the gains in the absence of transaction costs, it is clear that if \mathbb{Q} is an equivalent martingale measure for the market, then there are no statistical arbitrage opportunities under transaction cost, either, i.e. $\mathbb{E}_{\mathbb{Q}}[G(a)] \leq 0$ for all policies a . Note that equality is always achieved under any measure as we have $0 \in \mathcal{A}_t$ and normalized transaction costs give $G(0) \equiv 0$.

More generally, in the presence of transaction costs, we call an equivalent measure \mathbb{Q} which does not admit statistical arbitrage opportunities a *near-martingale measure*. This is justified by the observation that there are no statistical arbitrage opportunities under a measure \mathbb{Q} if and only if the marginal cost of trading any asset $H^{(t)}$ always exceeds the \mathbb{Q} -expected payoff in the following sense.

PROPOSITION 3.3 *Consider a market with transaction cost function c . Define the marginal trading cost $\gamma_t^{i\pm} := \partial_{\epsilon}^+|_{\epsilon=0} c_t(\pm \epsilon e^i)$ for e^i being the i th unit vector, and where ∂^+ denotes the right derivative operator.*

Then the market is free from statistical arbitrage if and only if

$$\underbrace{H_t^{(t,i)} - \gamma_t^{i-}}_{\text{Marginal bid price}} \leq \underbrace{\mathbb{E}_{\mathbb{Q}}[H_T^{(t,i)} | \mathcal{F}_t]}_{\text{Expected gains}} \leq \underbrace{H_t^{(t,i)} + \gamma_t^{i+}}_{\text{Marginal ask price}}. \quad (30)$$

Proof. First, recall that the sub-differential for a convex function $f : \mathbb{R}^n \rightarrow \mathbb{R}$ is defined as

$$\nabla f(x_0) := \{y \in \mathbb{R}^n : f(x) - f(x_0) \geq y \cdot (x - x_0) \text{ for all } x\}. \quad (31)$$

If f is lower-semicontinuous then $\nabla f(x_0)$ is non-empty and a compact set. If f is differentiable at x_0 , then $\nabla f(x_0)$ is the gradient of f at x_0 .

To show (30) assume first there are no statistical arbitrage opportunities for G . Let $A \in \mathcal{F}_t$ and e_t^i the policy with e^i at t and zero elsewhere. Absence of statistical arbitrage implies for all $\epsilon > 0$ that $0 \geq \frac{1}{\epsilon} \mathbb{E}_{\mathbb{Q}}[G(\epsilon e_t^i 1_A)]$, and therefore

$$0 \geq \partial_{\epsilon}^+|_{\epsilon=0} \mathbb{E}_{\mathbb{Q}}[G(\pm \epsilon e_t^i 1_A)] = \mathbb{E}_{\mathbb{Q}}[1_A \{ \pm DH_t^i - \gamma_t^{i\pm} \}]. \quad (32)$$

Choosing $a_t = e^i$ for the i th unit vector yields the claim.

Assume now that (30) holds, and let a be a statistical arbitrage strategy. Then

$$\begin{aligned} \mathbb{E}_{\mathbb{Q}}[G(a)] &= \mathbb{E}_{\mathbb{Q}}[\sum_t a_t \cdot DH_t - c_t(a)] \\ &\leq \mathbb{E}_{\mathbb{Q}}[\sum_t a_t \cdot \{DH_t - \nabla c_t(a_t)\}] \leq 0 \end{aligned} \quad (33)$$

where the last inequality follows from $\gamma_t^{i-} \leq \nabla c_t(a_t)^i \leq \gamma_t^{i+}$. \square

Remark 3 Under the conditions of the above theorem the conditional expectation $\mathbb{E}_{\mathbb{Q}}[H_T^{(t,i)} | \mathcal{F}_t]$ defines a martingale “micro-price” [14] within the bid-ask spread.

We note further the special case, in the absence of trading costs or trading constraints then

equality is achieved. That is, the market is free from statistical arbitrage if and only if

$$\mathbb{E}_{\mathbb{Q}}[H_T^{(t,i)} | \mathcal{F}_t] = H_t^{(t,i)} .$$

resulting in the classic formulation of the price process being a martingale under \mathbb{Q} .

3.2. Utility-based near-martingale measures under trading frictions

We now proceed to construct a near-martingale measure \mathbb{Q}^* via the same duality as in the zero transaction cost case. Define again the function

$$F(y, a) := \mathbb{E} [u(y + G(a)) - y] \quad (34)$$

just as in (7), but this time with the gains G to include generalized transaction costs. Then we may construct the density with the following proposition.

PROPOSITION 3.4 *Let y^* and a^* be finite maximizers of $y, a \mapsto F(y, a)$. Let $G^* := G(a^*)$. Then*

$$D^* := u'(y^* + G^*) \quad (35)$$

is an equivalent density, and the measure \mathbb{Q}^ defined by $d\mathbb{Q}^* := D^* d\mathbb{P}$ is a near-martingale measure. Moreover, the density D^* minimizes the \tilde{u} -divergence among all equivalent near-martingale densities.*

Proof. To show that D^* is a equivalent near- martingale density most of the previous proof applies as before, except of course (9) since D^* is not an equivalent martingale measure. Instead, we will show that there is no statistical arbitrage under \mathbb{Q}^* . Let therefore $A \in \mathcal{F}_t$ and a_t be arbitray. Then there is a sub-differential $\nabla c_t(a_t^*)$ such that

$$\begin{aligned} 0 &= \partial_{\epsilon} \Big|_{\epsilon=0} F(y^*, \epsilon 1_A a_t + a^*) \\ &= \mathbb{E}^* [1_A a_t \cdot \{DH_t - \nabla c_t(a_t^*)\}] . \end{aligned} \quad (36)$$

For any maximizer \tilde{a} of $a \mapsto \mathbb{E}^*[G(a)]$ there must be exist a sub-differential $\nabla c_t(\tilde{a}_t)$ such that

$$\begin{aligned} 0 &= \partial_{\epsilon} \Big|_{\epsilon=0} \mathbb{E}^* [G(\epsilon a_t + \tilde{a}_t)] \\ &= \mathbb{E}^* [1_A a_t \cdot \{DH_t - \nabla c_t(\tilde{a}_t)\}] . \end{aligned} \quad (37)$$

Clearly, that holds for a^* , hence a^* is a maximizer under \mathbb{Q}^* . Moreover,

$$\mathbb{E}^*[G(a^*)] = \mathbb{E}^* \left[\sum_t a_t^* \cdot \nabla c_t(a_t^*) - c_t(a_t^*) \right] \leq 0 \quad (38)$$

which shows indeed that there are no statistical arbitrage opportunities under \mathbb{Q}^* . Moreover, a^* is a maximal strategy under \mathbb{Q}^* and therefore satisfies

$$\mathbb{E}^* [G^*] = 0 . \quad (39)$$

Since at the same time $\mathbb{E}^*[G(0)] = 0$ we have also shown (39).

To show that D^* minimizes the \tilde{u} -divergence among all measures $D \in \mathcal{D}_e := \{ D > 0 : \mathbb{E}[D] = 1, \mathbb{E}[D G(a)] \leq 0 \text{ for all } a \}$ we again apply (12) with $y \rightarrow D \in \mathcal{D}_e$ and $x \rightarrow y + G(a)$ to obtain

$$\mathbb{E}[\tilde{u}(D)] \geq \mathbb{E}[u(y + G(a)) - y] - \mathbb{E}[D G(a)] \geq \mathbb{E}[u(y + G(a)) - y] , \quad (40)$$

where the last inequality holds since D does not admit statistical arbitrage. The right hand side is maximized by $y^*.a^*$, with value $F(y^*, a^*)$. For the left hand side, apply again (14) which yields

$$\begin{aligned} \mathbb{E}[\tilde{u}(D^*)] &= \mathbb{E}[u(y^* + G(a^*)) - y^*] - \mathbb{E}^*[G(a^*)] \\ &\stackrel{(39)}{=} \mathbb{E}[u(y^* + G(a^*)) - y^*] \end{aligned}$$

which proves the claim that D^* is \tilde{u} -minimal among all near-martingale measures. \square

Considering that any equivalent true martingale measure is also a near-martingale measure, this result is a formalization of the intuitive notion that in order to avoid statistical arbitrage we do not truly have to find a full martingale measure, but that we only have to “bend” the drifts of our trading instruments enough to be dominated by prevailing trading cost.

In fact, by taking $a_t = e_t^i$ in Equation (36) we see that there is a subdifferential such that $\mathbb{E}^*[H_T^i - H_t^i | \mathcal{F}_t] = \nabla c_t(a_t^*)^i$ for all i and t .

4. Learning to Simulate Risk-Neutral Dynamics

The key insight of our utility-based risk-neutral density construction is that it relies only on solving the optimization problem of find a^* and y^* , not on specifying any particular dynamics for the market under the \mathbb{P} measure. Therefore, it can be done in a data-driven, model agnostic way, lending itself to the application of modern machine learning methods. Specifically, given a set of N samples from a \mathbb{P} market simulator, we may make the sample set risk neutral by numerically solving the optimization problem on the N paths, and then using our formulation to reweight the paths so that the resulting weighted sample is a (near-)martingale. As mentioned above, this is particularly useful in the case of removing statistical arbitrage from a “black box” market simulator, such as the GAN based approach discussed in [1].

Our approach enables the adaptation of GAN and other advanced machine learning approaches so that they can not only simulate realistic samples from the statistical measure, but also from an equivalent risk neutral measure. Moreover, through the choice of utility function, we are able to control the risk neutral measure we construct.

We solve the stochastic control problem (7) through an application of the ‘Deep Hedging’ methods of [3]: we can pose (7) as a reinforcement learning problem and use a neural network to represent our trading policy a , and since the function F is fully differentiable, use stochastic gradient methods to find a^*, y^* , and hence D^* .

4.1. Deep Hedging under Risk-Neutral Dynamics

our primary application is in the pricing and hedging of exotic options via utility-based Deep Hedging. With a portfolio of derivatives represented by the random variable Z to hedge, the Deep Hedging problem under the statistical measure \mathbb{P} is to maximize the optimized certainty equivalent

$$\mathbb{U}_{\mathbb{P}}(Z) := \sup_{a, y} \mathbb{E}_{\mathbb{P}} [u(y + Z + G(a)) - y] \quad (41)$$

over strategies a and $y \in \mathbb{R}$. An optimal solution a^* is called an optimal hedge for Z . Deep Hedging under a risk-neutral measure \mathbb{Q}^* then is

$$\mathbb{U}^*(Z) := \sup_{a,y} \mathbb{E}^* [u(y + Z + G(a)) - y] . \quad (42)$$

Since under \mathbb{Q}^* we have $\mathbb{U}^*(0) = 0$ we note that \mathbb{U}^* represents an *indifference price* for Z in the sense of [3] section 3.

In the case of hedging under exponential utility with zero transaction costs, it is straightforward to show that the optimal hedge for the derivative Z under the statistical measure can be written as

$$a_{\mathbb{P}}^* = a_{\mathbb{Q}}^* + a_0^* , \quad (43)$$

where $a_{\mathbb{Q}}^*$ is an optimal hedge for Z under the minimal entropy martingale measure (MEMM), and where a_0^* is an optimal statistical arbitrage strategy, i.e. an optimal “hedge” for an empty initial portfolio. A consequence of this is that the hedge found by solving the Deep Hedging problem under the statistical measure will be a sum of a true hedge, and a component which does not depend on Z and is simply seeking profitable opportunities in the market. Solving the optimization problem under the risk neutral measure will then directly remove the statistical arbitrage component of the strategy, leaving a “clean” hedge for the derivative.

5. Numerical implementations

To demonstrate our approach we apply it to two market simulators. First, we discuss a simple, but usable multivariate “PCA” vector autoregressive model for spot and a form of implied volatilities. Secondly, we also present results for a Generative Adversarial Network based simulator based on the ideas presented in [1].

5.1. Vector Autoregressive market simulator

For the first numerical experiment, we build a VAR market simulator as follows. For the simulation we use *discrete local volatilities* (DLVs) as arbitrage-free parametrization of option prices. We do not use the underlying model dynamics; the only use of DLVs is arbitrage-free parametrization of the option surface. We briefly recap the relevant notation: assume that $0 = \tau_0 < \tau_1 < \dots < \tau_m$ are time-to-maturities and $0 < x_1 < \dots < 1 < \dots < x_n$ relative strikes.¹ Also define the additional boundary strikes $0 \leq x_0 \ll x_1$ and $x_{n+1} := 1 + 2x_n \gg x_n$.

For $i = 1, \dots, n$ and $j = 1, \dots, m$ we denote by $C^{j,i}$ the price of the call option with payoff $(S_{\tau_j}/S_0 - x_i)^+$ at maturity τ_j . Define $\Delta^{j,i} := \frac{C^{j,i+1} - C^{j,i}}{x_{i+1} - x_i}$, $\Gamma^{j,i} := \Delta^{j,i} - \Delta^{j,i-1}$ and $\Theta^{j,i} := \frac{C^{j,i} - C^{j,i-1}}{\tau_j - \tau_{j-1}}$. The *discrete local volatility* surface $(\sigma^{j,i})_{j,i}$ for $j = 1, \dots, m$ and $i = 1, \dots, n$ is defined by

$$\sigma^{j,i} := \sqrt{\frac{2\Theta^{j,i}}{x_{j,i}^2 \Gamma^{j,i}}} , \quad (44)$$

where we set $\sigma^{j,i} = \infty$ whenever the square root is imaginary. We also set $\sigma^{j,i} = 0$ if 0/0 occurs. We recall that a given surface of option prices is free of static arbitrage if and only if $\sigma < \infty$. Moreover,

¹See [4] for the use of inhomogeneous strike grids.

given a surface of finite discrete local volatilities, we can reconstruct the surface of arbitrage-free call prices by solving the implicit finite difference scheme implied by (44). This involves inverting sequentially m tridiagonal matrices, an operation which is “on graph” in modern automatic adjoint differentiation (AAD) machine learning packages such as TensorFlow, see [4] for further details.

For a given time series of vectors of historical log spot returns and log DLVs

$$Y_r = \left(\log \frac{S_r}{S_{r-1}}, \log \sigma_r^{1,1}, \dots, \log \sigma_r^{m,n} \right)', \quad (45)$$

we estimate a vector autoregression model of the form

$$Y_r = (B - A_1 Y_{r-1} - A_2 Y_{r-2}) dt + \sqrt{dt} Z_r, \quad Z_r \sim \mathcal{N}(0, \Sigma) \quad (46)$$

where each $A_{1,2}$ is a $mn + 1 \times mn + 1$ coefficient matrix, $B = (B_0, B_1, \dots, B_{mn})'$ is an intercept, and Σ is a volatility matrix.

Constructing \mathbb{P} – we train the model to historical data from EURO STOXX 50, using standard regression techniques from the Statsmodels Python package [13]. Once the model has been trained, we can simulate new sample paths of log spot returns and discrete local volatilities by sampling new noise variables Z_r and stepping the model forward. We then convert the DLVs to option prices using the methods detailed above, so that we can simulate market states of spot and option prices.

We generate 10^5 paths, of length 30 days from a VAR model, where each path consists of spot and both put and call option prices on a grid of maturities $\{20, 40, 60\}$ and relative strikes $\{0.85, \dots, 1.15\}$.

Constructing \mathbb{Q}^* – we construct the risk neutral measure \mathbb{Q}^* by solving 34 with the exponential utility, using proportional transaction costs for all instruments set to $\gamma = 0.001$. To parametrize our policy action, we use a two layer feedforward neural network, with 64 units in each layer and ReLU activation functions. We train for 2000 epochs on the training set of 10^5 paths.

Assessing Performance – Figure 1 compares out-of-sample the expected value of the option payoffs vs. their prices for the full grid of calls and puts under both the statistical and the risk-free measure in relation to trading cost.

The expected payoff under the changed measure has been flattened to zero, and now lies within the transaction cost level, so that the tradable drift has been removed.

To further confirm that statistical arbitrage has indeed been eliminated from the market simulator under \mathbb{Q}^* , we train a second strategy under the new measure, with identical neural network architecture and the same utility function but increased transaction cost $\gamma = 0.002$. Figure 2 shows the distributions of terminal gains of respective estimated optimal strategies under \mathbb{P} and \mathbb{Q} . We compare the method using the exponential utility, and the adjusted mean-volatility utility $u(x) := (1 + \lambda x - \sqrt{1 + \lambda^2 x^2})/\lambda$. In both cases, the distribution of gains is now tightly centred at zero confirming that statistical arbitrage has been removed.

5.2. GAN market simulator

To demonstrate the flexibility of our approach, we now apply it to a more data driven simulator for spot and option prices based on Generative Adversarial Networks (GANs) [8] as in [1].

We illustrate the effect on Deep Hedging of changing measure with the following numerical experiment. We hedge a short position in a digital call option, with market instruments being the spot and at the money call options with maturities 20 and 40 days. We first train a network under the zero portfolio to find a maximal statistical arbitrage strategy, then use this to construct the risk neutral density. We then train two Deep Hedging networks to hedge the digital, one under the

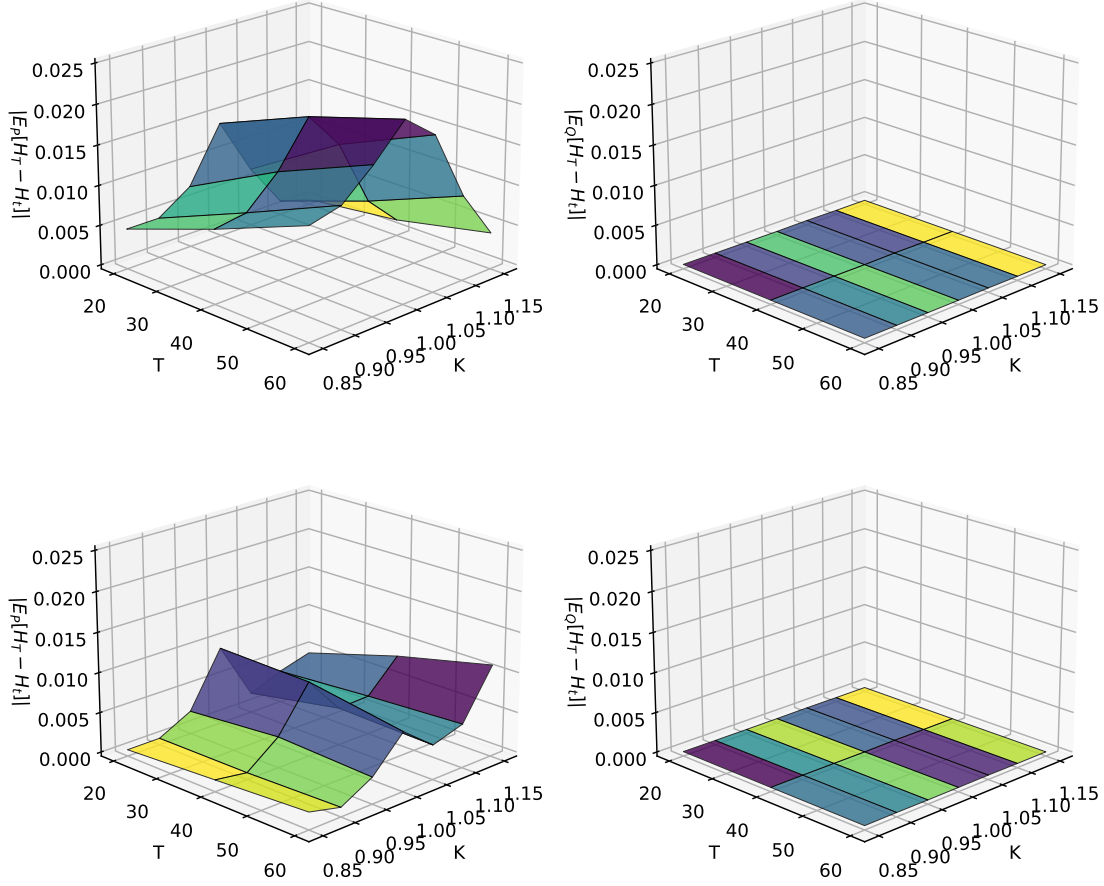


Figure 1. Average realised drift for call options (top) and put options (bottom) under the \mathbb{P} market simulator (left) and \mathbb{Q}^* simulator (right), by strike and maturity.

original, unweighted, market and one under the risk neutral market. All networks are trained to maximize exponential utility. Figure 3 compares the final hedged PNL of the two strategies on the left, and the PNL of the strategies, with the statistical arbitrage component subtracted, on the right (i.e. $a_{\mathbb{Q}}^*$ vs. $a_{\mathbb{P}}^* - a_0^*$). The distribution of PNL from the risk neutral hedge is clearly less wide tailed, and the righthand plot demonstrates that we have removed the statistical arbitrage element as the distributions now align.

Robustness of \mathbb{Q}^* – by removing the statistical arbitrage component of the strategy, the risk neutral hedge $a_{\mathbb{Q}}^*$ represents a more robust hedge with respect to uncertainty in the market simulator, i.e. when the future distribution of the market at model deployment differs slightly from the distribution of the training data generated by the market simulator. Consider the case where the future market returns follow a distribution $\tilde{\mathbb{P}}$, which is similar to \mathbb{P} in the sense that $H(\tilde{\mathbb{P}}|\mathbb{P}) \leq c$ for some small c where H is the relative entropy. For illustration, we can construct such a measure by simply perturbing the weights of the simulated paths slightly.

In particular, we consider perturbations which are unfavourable for the original strategy, where the strategy was over-reliant on the perceived drift in the market, which is no longer present under $\tilde{\mathbb{P}}$. Figure 4 shows the new PNL distributions under measures $\tilde{\mathbb{P}}$ with $H(\tilde{\mathbb{P}}|\mathbb{P}) = c$ for $c = 0.05, 0.5$. What is striking is that a relatively small shift in the measure can significantly worsen the distribution of hedged PNL of the original Deep Hedging model, but that the distribution of PNL

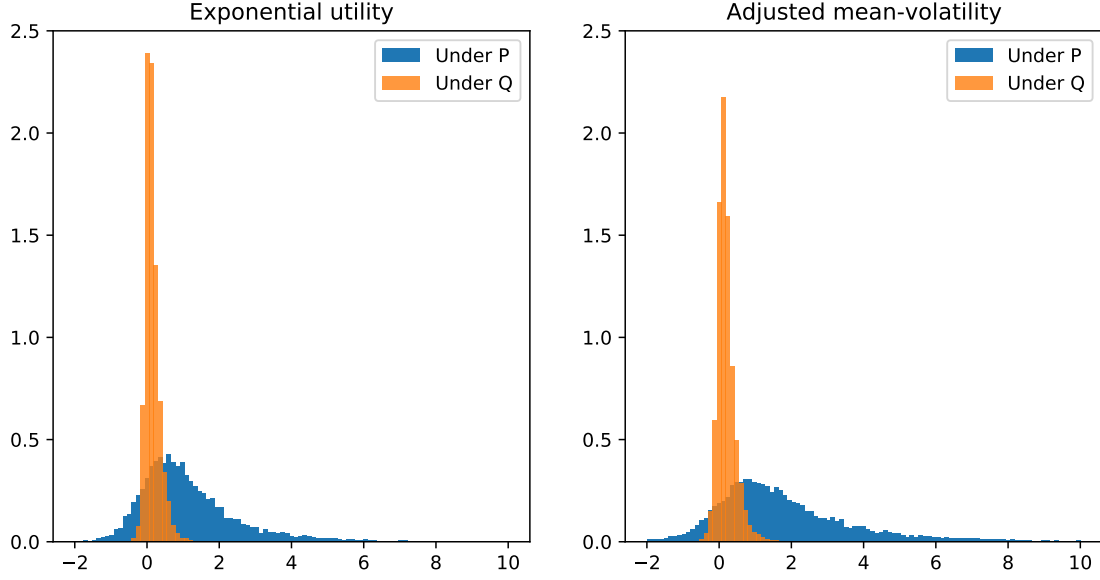


Figure 2. Gains distribution of estimated optimal policy under \mathbb{P} and \mathbb{Q}^* for exponential utility (left) and adjusted mean-volatility (right).

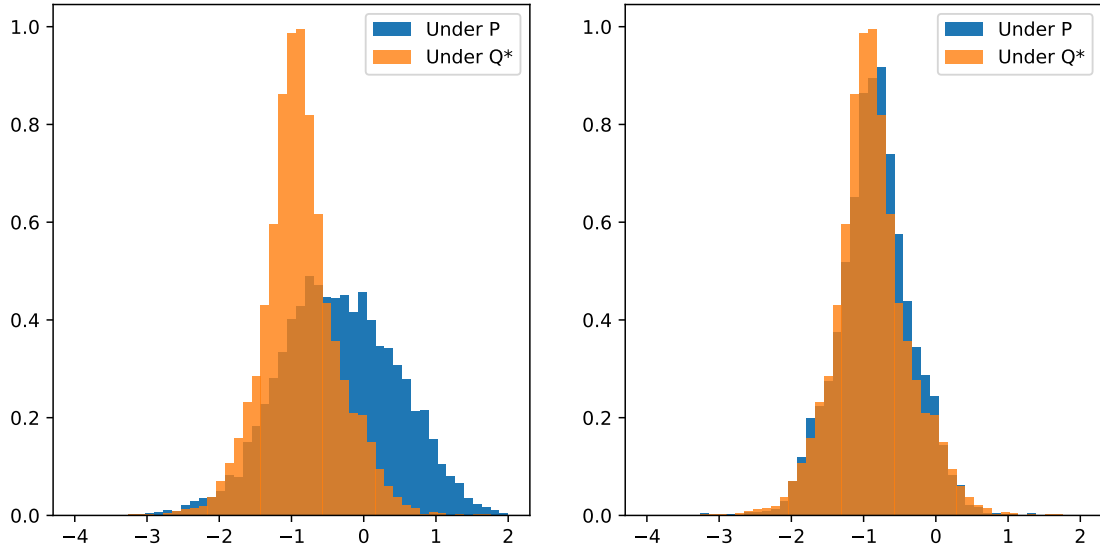


Figure 3. Comparison of the distribution of hedged PNL from a Deep Hedging strategy trained under \mathbb{P} vs one trained under \mathbb{Q}^* (left) and with statistical arbitrage removed (right). Both strategies are evaluated under \mathbb{P} .

of the model trained on the risk neutral measure remains practically invariant, indicating that the model performances more consistently with respect to uncertainty. Naturally, the method provides robustness against estimation errors for mean returns of the underlying assets.

Conclusion

We have presented a numerically efficient method for computing a risk-neutral density for a set of paths over a number of time steps. Our method is applicable to paths of derivatives and option

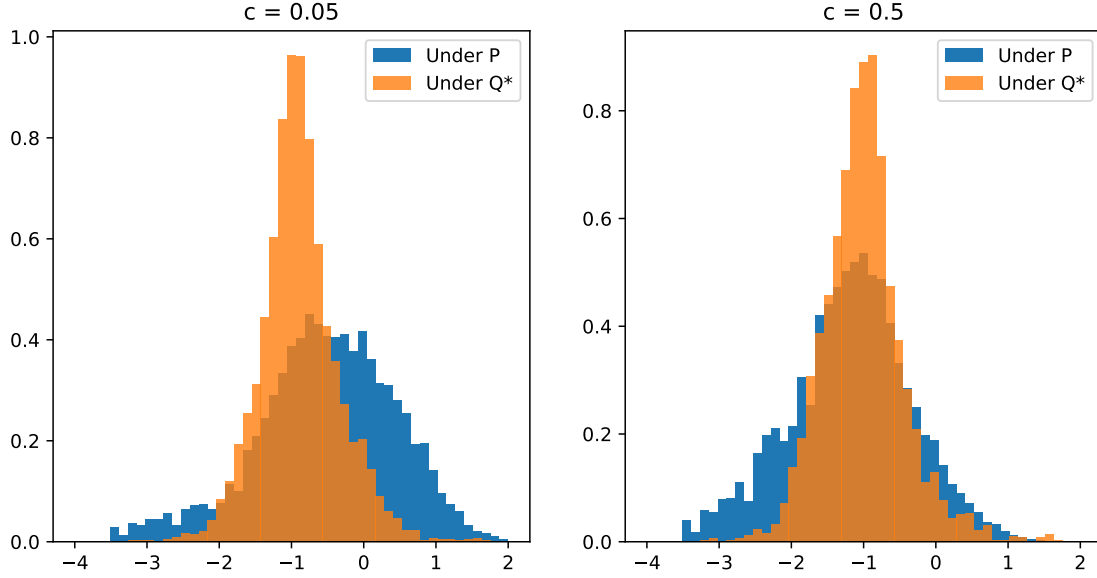


Figure 4. Comparison of hedged PNL from both strategies with respect to uncertainty, evaluated under $\tilde{\mathbb{P}}$ with $H(\tilde{\mathbb{P}}|\mathbb{P}) = c$ for $c = 0.05, 0.5$.

prices in particular, hence we effectively provide a framework for statistically learned *stochastic implied volatility* via the application of machine learning tools. Our method is generic and does not depend on the market simulator itself, except that it requires that the simulator does not produce classic arbitrage opportunities. It also caters naturally for transaction costs and trading constraints, and is easily extended to multiple assets.

The method is particularly useful to introduce robustness to a utility-based machine learning approach to the hedging of derivatives, where the use of simulated data is essential to train a ‘Deep Hedging’ neural network model. If trained directly on data from the statistical measure, in addition to risk management of the derivative portfolio, the Deep Hedging agent will pursue statistical arbitrage opportunities that appear in the data, thus the hedge action will be polluted by drifts present in the simulated data. By applying our method, we remove any statistical arbitrage opportunities from the simulated data, resulting in a policy from the Deep Hedging agent that seeks to only manage the risk of the derivative portfolio, without exploiting any drifts. This in turn makes the suggested hedge more robust to any uncertainty inherent in the simulated data.

References

- [1] Lanjun Bai et al. “Deep Hedging: Learning to Simulate Equity Option Markets”. In: *SSRN* (2019). URL: <https://ssrn.com/abstract=3470756>.
- [2] Aharon Ben-Tal and Marc Teboulle. “An old-new concept of convex risk measures: The optimized certainty equivalent”. In: *Mathematical Finance* 17.3 (2007), pp. 449–476.
- [3] H. Buehler et al. “Deep Hedging”. In: *Quantitative Finance* 0.0 (2019), pp. 1–21. URL: <https://ssrn.com/abstract=3120710>.
- [4] Hans Buehler and Evgeny Ryskin. “Discrete Local Volatility for Large Time Steps (Short Version)”. In: (2016). URL: <https://ssrn.com/abstract=2783409>.
- [5] Hans Buehler et al. “A data-driven market simulator for small data environments”. In: *Available at SSRN 3632431* (2020).

- [6] Hans Föllmer and Alexander Schied. *Stochastic Finance*. De Gruyter, 2008. DOI: doi:10.1515/9783110212075. URL: <https://doi.org/10.1515/9783110212075>.
- [7] Marco Frittelli. “The minimal entropy martingale measure and the valuation problem in incomplete markets”. In: *Mathematical finance* 10.1 (2000), pp. 39–52.
- [8] Ian Goodfellow et al. “Generative adversarial nets”. In: *Advances in neural information processing systems* 27 (2014).
- [9] V. Henderson and D. Hobson. “Utility indifference pricing : an overview”. In: 2009. URL: https://warwick.ac.uk/fac/sci/statistics/staff/academic-research/henderson/publications/indifference_survey.pdf.
- [10] Jan Kallsen and Paul Krühner. “On a Heath-Jarrow-Morton approach for Stock Options”. In: *Finance and Stochastics* 19 (2015), 583–615. URL: <https://arxiv.org/pdf/1305.5621.pdf>.
- [11] Harry Markowitz. “Portfolio Selection”. In: *The Journal of Finance* 7.1 (1952), 77–91. DOI: 10.2307/2975974.
- [12] Philipp Schönbucher. “A market model for stochastic implied volatility”. In: *Phil. Trans. R. Soc. A.* (1758 1999), 2071–2092. URL: <https://ssrn.com/abstract=182775>.
- [13] Skipper Seabold and Josef Perktold. “statsmodels: Econometric and statistical modeling with python”. In: *9th Python in Science Conference*. 2010.
- [14] Sasha Stoikov. “The micro-price: a high-frequency estimator of future prices”. In: *Quantitative Finance* 18.12 (2018), pp. 1959–1966.
- [15] Johannes Wissel. “Arbitrage-free market models for option prices”. In: (2007). URL: http://www.nccr-finrisk.uzh.ch/media/pdf/wp/WP428_D1.pdf.

Disclaimer

Opinions and estimates constitute our judgement as of the date of this Material, are for informational purposes only and are subject to change without notice. It is not a research report and is not intended as such. Past performance is not indicative of future results. This Material is not the product of J.P. Morgan’s Research Department and therefore, has not been prepared in accordance with legal requirements to promote the independence of research, including but not limited to, the prohibition on the dealing ahead of the dissemination of investment research. This Material is not intended as research, a recommendation, advice, offer or solicitation for the purchase or sale of any financial product or service, or to be used in any way for evaluating the merits of participating in any transaction. Please consult your own advisors regarding legal, tax, accounting or any other aspects including suitability implications for your particular circumstances. J.P. Morgan disclaims any responsibility or liability whatsoever for the quality, accuracy or completeness of the information herein, and for any reliance on, or use of this material in any way.

Important disclosures at: www.jpmorgan.com/disclosures