

# Fidelity-Guarantee Entanglement Routing in Quantum Networks

Jian Li, *Member, IEEE*, Mingjun Wang, Kaiping Xue, *Senior Member, IEEE*, Nenghai Yu, *Member, IEEE*, Qibin Sun, *Fellow, IEEE*, Jun Lu

**Abstract**—Entanglement routing establishes remote entanglement connection between two arbitrary nodes, which is one of the most important functions in quantum networks. The existing routing mechanisms mainly improve the robustness and throughput facing the failure of entanglement generations, which, however, rarely include the considerations on the most important metric to evaluate the quality of connection, entanglement fidelity. To solve this problem, we propose purification-enabled entanglement routing designs to provide fidelity guarantee for multiple Source-Destination (SD) pairs in quantum networks. In our proposal, we first consider the single S-D pair scenario and design an iterative routing algorithm, Q-PATH, to find the optimal purification decisions along the routing path with minimum entangled pair cost. Further, a low-complexity routing algorithm using an extended Dijkstra algorithm, Q-LEAP, is designed to reduce the computational complexity by using a simple but effective purification decision method. Then we consider the common scenario with multiple S-D pairs and design a greedy-based algorithm considering resource allocation and rerouting process for multiple routing requests. To verify the effectiveness and superiority of the proposed algorithms, extensive simulations are conducted, and the simulation results show that the proposed algorithms not only can provide fidelity-guarantee routing solutions, but also has superior performance in terms of throughput, fidelity of end-to-end entanglement connection, and resource utilization ratio, compared with the existing routing scheme.

**Index Terms**—Quantum networks, fidelity-guarantee, entanglement purification, entanglement routing, resource allocation

## I. INTRODUCTION

In recent years, quantum information technologies have been widely developed and achieved remarkable breakthroughs especially in secure communications. Along with the concept validation of quantum repeater and long-distance quantum communications [1, 2, 3, 4, 5], the quantum network, which is foreseen to be a “game-changer” to the classic network, is being developed at a rapid pace.

In a quantum network, quantum nodes (including quantum processors and repeaters) are interconnected via optical links, and they can generate, store, exchange, and process quantum information [6, 7]. When two faraway quantum nodes, serving as source and destination, attempt to exchange information, the quantum network first establishes the entanglement connection between them, and then information is transmitted in the form of quantum bits (called *qubits*) over entanglement connection

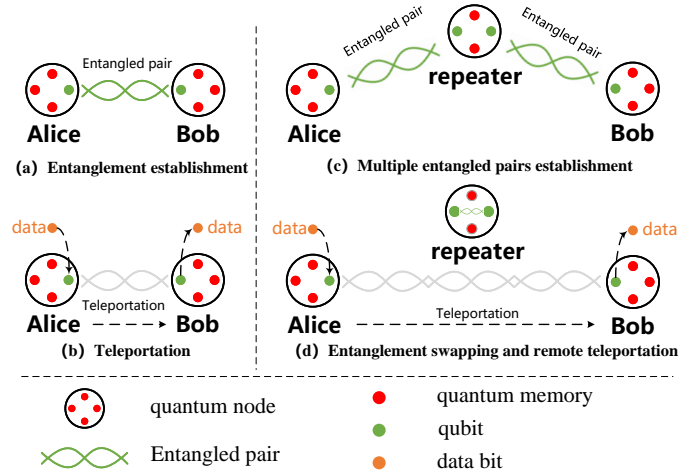


Fig. 1. Illustration of information transmission in a quantum network. (a)(b) a data qubit can be sent deterministically using short-distance quantum teleportation. (c)(d) Establishment of remote entanglement connection through entanglement swapping, data transmission using long-distance quantum teleportation.

experiencing noisy channel to the destination [8]. As shown in Fig. 1, to establish such end-to-end entanglement connection, entangled pairs between adjacent nodes are first generated. Then, quantum repeater connects quantum nodes over longer distances by performing entanglement swapping, i.e., joint Bell state measurements at the local repeater aided by classical communication [9].

To build up a large-scale functional quantum network with satisfying the dynamic requests from Source-Destination (S-D) pairs, the critical problem we have to face firstly is how to select routing path of entanglement connection and utilize network resources efficiently (such as limited entangled pairs on each edge). Recently, some existing works are dedicated to solve such problem, and propose multiple entanglement routing designs [6, 9, 10] to improve the robustness and throughput facing the failure of entanglement generations. Although the development of quantum network is currently at the primitive stage, these routing designs bring a good start to facilitate the process of quantum networks’ construction in the future.

However, an important metric to evaluate the quality of remote entanglement connection, entanglement fidelity, is rarely considered in the existing entanglement routing designs. In practice, due to the noise in the system, quantum repeaters sometimes might not generate entangled pairs with a certain

J. Li, M. Wang, Q. Jia, K. Xue, N. Yu and J. Lu are with the department of Electronic Engineering and Information Science, University of Science and Technology of China, Hefei 230027, China (Email: lijian9@ustc.edu.cn, wmj0113@mail.ustc.edu.cn, jqd123@mail.ustc.edu.cn, kpxue@ustc.edu.cn, ynh@ustc.edu.cn).

desired fidelity, which brings negative effects on various quantum applications. For example, in quantum cryptography protocols (e.g., BB84 protocol), an entanglement fidelity lower than the quantum bit error rate can reduce the security of key distribution [9, 11]. To improve the fidelity of entanglement connection and satisfy the requirement of quantum applications, a technique called entanglement purification can be used to increase the fidelity of entangled pairs. It consumes shared lower-fidelity entangled pairs along the link between adjacent nodes to obtain one higher-fidelity entangled pair. By adopting purification technique, the entanglement routing can provide fidelity guarantee for end-to-end entanglement connection. Nevertheless, due to the nonlinear relationship between fidelity improvement and resource consumption in purification operation, the additional purification decision makes the entanglement routing problem more complicated. Thus, how to design such fidelity-guarantee entanglement routing remains an unsolved problem.

Based on these considerations, in this paper, we focus on purification-enabled entanglement routing design under fidelity constraint in general quantum networks. To address the complicated entanglement routing problem, we first study the entanglement routing problem in single S-D pair scenarios, and respectively propose an iterative routing algorithm to obtain the optimal solution and a low-complexity routing algorithm to obtain near-optimal but efficient solution. To obtain the optimal purification decisions, we also analyze the characteristic of purification operations and propose an optimal decision approach. After that, we further study the entanglement routing problem in multiple S-D pairs scenarios, and propose a greedy-based routing algorithm considering two resource allocation methods. We also conduct extensive simulations to show the superiority of the proposed algorithms compared with the existing ones. **To the best of our knowledge, this is the first entanglement routing design which aims to provide end-to-end fidelity-guarantee entanglement routing designs.**

The contributions of this paper can be summarized as follows:

- For the requirement of high-quality entanglement connections from various quantum applications, we propose the first entanglement routing design that provides end-to-end fidelity-guarantee connections for S-D pairs. By analyzing the nature of the entanglement routing problem, we decompose the complex problem and start with the one in single S-D pair scenarios. We first design an iterative routing design, Q-PATH, to obtain the optimal routing path and purification decision with minimum entangled pair cost. Due to the high computational complexity, we further propose another low-complexity routing design, Q-LEAP, to obtain the routing path with minimum fidelity degradation. For purification decision along a multi-hop path, we also design a simple but efficient method to guarantee the fidelity constraint of end-to-end connection.
- Based on the paths provided by algorithms designed for single S-D pair, the routing problem in multiple S-D pairs scenarios is further considered as a resource allocation problem. We propose a greedy-based routing design for the requests of multiple S-D pairs. To allocate

entanglement resources for various routing paths, we introduce a utility metric, which considers two important factors of a given routing solution, resource consumption and degree of freedom, to evaluate the difficulty when satisfying each request.

- To verify the effectiveness of the proposed algorithms, extensive simulations are conducted. Compared to the existing routing scheme with purification decisions, the proposed algorithms not only provide fidelity-guarantee routing solutions, but also show the significant superiority in terms of throughput, the average fidelity of the end-to-end connections, and network resource utilization.

The rest of this paper is organized as follows. Firstly, background of quantum networks, related works, and motivation are discussed in Section II. Then, the network model and the routing problem considered in this paper are given in Section III. After that, the entanglement routing design for single S-D pair is proposed in Section IV, and the extended routing design for multiple S-D pairs is given in Section V. At last, the performance evaluation is conducted in Section VI and conclusions are drawn in Section VII.

## II. RELATED WORKS

In quantum networks, long-distance entanglement connection is required by various quantum applications, such as distributed quantum computing, sensing and metrology and clock synchronization [12]. To establish a multi-hop quantum entanglement connection via quantum repeaters for multiple S-D pairs, an efficient entanglement routing solution is required. In general, two kinds of quantum network models, i.e., “*advance generation*” model (entanglement generation before routing decision) and “*on-demand generation*” model (entanglement generation after routing decision), are concerned in existing works. The former basically isolates the functions between the link layer and the network layer, and only resource allocation and path selection should be considered in the routing design. The latter, however, tightly couples the link layer and the network layer, and not only path selection but also entanglement generation and potential failures should be considered in the routing design.

For “*advance generation*” model, most of the existing works on quantum networks focus on a specific network topology, such as a chain, diamond, ring, star, and square grid [9, 13, 14, 15, 16, 17]. Pirandola [13], Vardoyan *et al.* [14], and Pant *et al.* [15] considered the physical characteristics of quantum networks, such as quantum memory and decoherence time, and developed routing protocols and theoretical analysis about end-to-end capacities and expected number of stored *qubits* for homogeneous systems. Considering the routing problem with quantum memory failures, Gyongyosi. *et al.* [18] proposed an efficient adaptive routing based on base-graph. Thus, when the failure happens, some entangled connections can be destroyed but a seamless network transmission can still be provided since shortest replacement paths can be found by using the adaptive routing. To be noticed, Li *et al.* [9] considered a lattice topology and proposed an effective routing scheme to enable automatic responses for multiple requests of

S-D pairs. The authors considered the purification operation to ensure the fidelity of entanglement connection, and proposed three different capacity allocation algorithms. However, in this work, the authors only consider a global fidelity constraint for all connection requests, and purification operation is performed before routing decision to satisfy the fidelity constraint on each edge. Since the authors do not consider the fidelity degradation of entanglement swapping, this simple purification decision cannot provide end-to-end fidelity guarantee.

For “*on-demand generation*” model, failure of entanglement generations is considered as an important aspect in the routing design. Shi *et al.* [6] proposed a concurrent entanglement routing design called Q-CAST. Considering the potential failure during the establishment of entanglement links, the authors not only provided a realistic protocol design, but also designed an efficient routing algorithm which can significantly improve the throughput. After that, Zhang *et al.* [19] further proposed a fragmentation-aware entanglement routing algorithm and a priority connection mechanism to improve the performance of recovery process of Q-CAST when failures of entanglement generations happen. Inspired by Q-CAST, Zhao *et al.* [10] proposed a routing design called Redundant Entanglement Provisioning and Selection (REPS) to maximize the throughput from the perspective of network flow theory. The authors formulated a throughput maximization problem, and proposed corresponding solutions for fault tolerance and entanglement path selection. Since REPS provides redundant links to avoid potential failures during the multi-hop entanglement generations, the simulation results show that REPS significantly improves the throughput and fairness compared to Q-CAST.

### III. NETWORK MODEL AND PROBLEM DESCRIPTION

In this section, we first provide the motivation of our work, and then introduce the network model. Further, we define the entanglement routing problem in quantum networks and analyze its property. The notations used in this paper are summarized in Table I.

#### A. Motivation

The work proposed in this paper is motivated by the desire to provide fidelity guarantee for various quantum applications. Although several routing protocols and algorithms have already been proposed to handle the requests from multiple S-D pairs in the existing works, the fidelity degradation during the entanglement swapping has not been considered and an end-to-end fidelity guarantee of entanglement connection cannot be provided. Thus, we consider an entanglement generation before routing decision model, i.e., “*advance generation*” model, and focus on satisfying end-to-end fidelity constraint with minimum resource consumption through optimizing path selection with considerations on purification operations.

#### B. Network model

A general quantum network is described by a graph  $G = (V, E, C)$ , where  $V$  is the set of  $|V|$  quantum nodes,  $E$  is

TABLE I  
SYMBOL USED IN THE PAPER

Symbol	Notation
$(V, E, C)$	Network topology with the set of nodes $V$ , edges $E$ , and capacity $C = \{c(u, v)   (u, v) \in E\}$ , where $c(u, v)$ is the capacity on edge $(u, v)$ .
$(u, v)$	Edge between node $u$ and node $v$ .
$\langle s_i, d_i \rangle$	$i$ -th source-destination pair.
$R_i$	The number of routing requests form $i$ -th S-D pair.
$c(u, v)$	Remaining capacity on edge $(u, v)$ .
$F_i^{th}$	Fidelity threshold for $i$ -th S-D pair.
$\mathcal{N}(u)$	Neighbor nodes of node $u$ .
$F_{i,j}(s, d)$	Fidelity of end-to-end entanglement for $j$ -th routing path of $i$ -th S-D pair.
$P_{i,j}(s, d)$	Routing path for $\langle s, d \rangle$ pair, $P_{i,j}(s, d) = \{(s, u_1), (u_1, u_2), \dots, (u_n, d)\}$ for $j$ -th routing path of $i$ -th S-D pair.
$N_{i,j}^{pur}(u, v)$	Number of purification rounds on edge $(u, v)$ for $j$ -th routing path of $i$ -th S-D pair.
$D_{i,j}^{pur}$	Purification decisions for $j$ -th routing path of $i$ -th S-D pair, $D_{i,j}^{pur} = [N_{i,j}^{pur}(s, u_1), \dots, N_{i,j}^{pur}(u_n, d)]$ .
$t_{i,j}^{EXT}(u, v)$	Expected throughput on edge $(u, v)$ for $j$ -th path of $i$ -th S-D pair after purification.
$T_{i,j}^{EXT}(s_i, d_i)$	Expected throughput on routing path $P_{i,j}(s_i, d_i)$ .

the set of  $|E|$  edges, and  $C$  is the set of edge capacity. An edge  $(u, v)$  between two nodes means that the two nodes share one or more quantum channels, and the capacity  $c(u, v)$  determines the maximum number of the entangled pairs that can be provided. For the quantum node  $v \in V$ , the quantum channel on edge  $e \in E$ , and the source-destination pair of a routing request, we give the definition as follows:

1) **Quantum Node:** Quantum node is the device equipped with necessary hardware to perform quantum entanglement and teleportation on the *qubits*. Each quantum node holds the complete function of a quantum repeater<sup>1</sup>. Arbitrary quantum nodes are equipped with quantum processors and quantum applications can be deployed.

2) **Quantum Channel:** A quantum channel can be established among quantum nodes through connecting them through polarization-maintaining optical fibers [6] with shared entanglement pairs to support *qubits* transmissions. Here, a constant capacity of each quantum channel is considered, which means a constant number of the entangled pairs between two adjacent nodes are generated at the start of each time slot. The process of entanglement generation can also be considered as a deterministic black box (Nitrogen-Vacancy platform is considered), and the fidelity of a generated entanglement pair

<sup>1</sup>In this paper, we consider first-generation quantum repeaters, hence a finite number of qubit memories is considered, and entanglement generation and purification are applied on the repeaters, and quantum error correction is not available [2, 9].

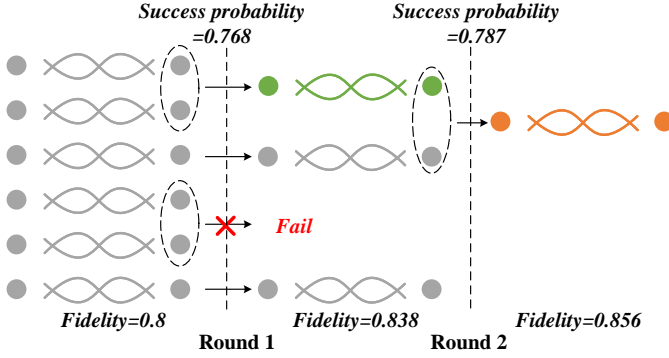


Fig. 2. The process of 2-round purification operations.

on each quantum channel can be approximately calculated by a deterministic formula without consideration of noise [12, 20].

3) **Source-Destination Pair:** Due to the requirement of quantum applications, a quantum node may intend to establish entanglement connection with the other node. Herein, we name such pair of quantum nodes with the intention of entanglement connection establishment as a Source-Destination (S-D) pair.

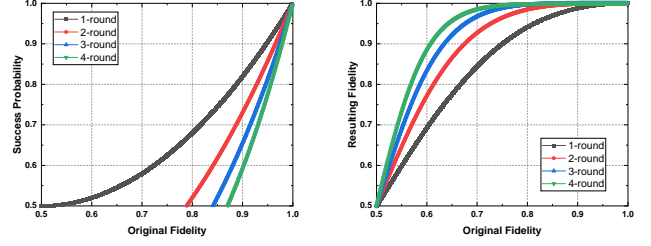
Based on the above definitions on quantum node, channel, and S-D pairs, we introduce the network management method and entanglement routing process in quantum networks. In quantum networks, all quantum nodes are connected via classical networks, and every node has a certain level of classical computing and storage capacity. Similar to the existing works [6, 10], we assume a time-synchronous network operating in time slots<sup>2</sup>. To manage a quantum network, all quantum nodes are controlled by a centralized controller via classical networks. The controller holds all the basic information of the network, such as network topology and resources. For an entanglement routing process, it consists of three phases. At the beginning of each time slot, adjacent quantum nodes start to generate the entangled pairs, and the controller collects routing requests from quantum nodes and gets all potential S-D pairs. Then, the controller executes routing algorithm to determine the routing path of each S-D pair and resource allocation in the network. Note that part of routing requests might be denied due to the connectivity or resource limitation. Finally, according to the instructions from the controller, all quantum nodes perform purification and swapping to concatenate single-hop entangled pair and establish multi-hop entanglement connection for S-D pairs.

To establish end-to-end entanglement connection in quantum networks, three unique operations, i.e., entanglement generation, purification and swapping, which have no analogue in classical networking, should be considered:

1) **Entanglement Generation:** Physical entanglement generation can be performed between two controllable quantum nodes, which connect to an intermediate station, called the heralding station, over optical fibers by using various hardware platform, such as Nitrogen-Vacancy centers in diamond [12]. After one success generation attempt, the entangled pair<sup>3</sup> can

<sup>2</sup>The network is synchronized to a clock where each timestep is no longer than the memory decoherence time.

<sup>3</sup>In this paper, only Bell pair is considered.



(a) resulting fidelity vs. original fidelity (b) success probability vs. original fidelity

Fig. 3. Performance for multi-round purification operations.

be stored in the memory of quantum nodes as the available resource to establish entanglement connection and transmit data *qubit* using teleportation.

2) **Entanglement Purification:** Entanglement purification enables two low-fidelity Bell pairs to be merged into single higher-fidelity one, which can be implemented using CNOT gates or optically using polarizing beamsplitters [21, 22]. This process can be applied recursively so as to in principle achieve arbitrarily high fidelities. An example is shown in Fig. 2. The original fidelity of entangled pairs is 0.8, each round of purification operation consumes an extra entangled pair, and the final fidelity after 2nd round purification is 0.856. The specific performance for multi-round purification operation is shown in Fig. 3. One challenge problem for designing a fidelity-guarantee routing is to determine whether purification will be performed or not and the number of purification rounds for the intermediate nodes on the path between source and destination if necessary.

3) **Entanglement Swapping:** To connect quantum nodes and establish long-distance entanglement connection, entanglement swapping can be regarded as an attractive approach. As shown in Fig 1, a quantum repeater that carries entangled pairs to both Alice and Bob can turn the two one-hop entanglements into one direct entanglement between Alice and Bob [6, 23]. By repeating swapping operations, multi-hop entanglement connection along the path of repeaters carrying entangled pairs can be established. To be noticed, due to the imperfect measurement (i.e., noisy operation [9, 24, 25]) on the repeater, the fidelity of multi-hop entanglement would degrade during entanglement swapping. Meanwhile, considering fidelity variance of entangled pairs on different quantum channel, different routing paths can lead to distinct fidelity results of end-to-end entanglement connection after swapping. It is another challenge issue for designing fidelity-guarantee entanglement routing.

### C. Entanglement Routing Problem

A fidelity-guarantee entanglement routing problem can be described as follows: Given a quantum network with topology and edge capacity as  $G = (V, E, C)$ , finding routing solutions, including purification decision  $D_{i,j}^{pur}$  and path selection  $P_{i,j}(s_i, d_i)$ , to enable the entanglement establishment between S-D pairs to satisfy fidelity constraint  $F_{i,j}(s_i, d_i) > F_i^{th}, \forall i$ .

Due to the limitation of physical equipment, the fidelity degrades with the distance of quantum channel, and also degrades with the multiple entanglement swappings. In this case, for a long-distance entanglement connection, the desired fidelity may not be provided even though we find an optimal routing path with minimum fidelity degradation. To guarantee the fidelity for entanglement connection, purification operation is necessary to improve the fidelity during the establishment of entanglement connection, and obtain arbitrary end-to-end fidelity for multiple S-D pairs as long as sufficient channel capacity can be provided.

The routing problem in traditional networks, as a classic one, has been studied for decades [26, 27, 28, 29]. However, the routing problem for multiple S-D pairs, which belongs to multi-commodity flow problem [30, 31, 32], has been proven as a NP-hard problem. In quantum networks, due to the unique characteristics such as entanglement purification, entanglement routing problem becomes knotty since the special characteristics and constraints have to be considered. In specific, for the entanglement routing problem with fidelity guarantee, additional purification decision problem are coupled with path searching problem, which makes the entanglement routing problem more complicated.

#### D. Overview of Our Routing Design

In order to solve the entanglement routing problem in quantum networks, we start with the investigation on single S-D pair scenario, and first design a routing algorithm that can provide the optimal routing solution with both path selection and purification decisions. By utilizing such algorithm, we can obtain the upper bound of the routing performance and provide guidance for the optimal purification decisions. Then, due to the relatively high computational complexity of the optimal routing algorithm, we further design a heuristic routing algorithm which can efficiently find near-optimal routing solution with “best quality” path and fidelity guarantee.

Our final objective is to provide efficient entanglement routing solution to satisfy as many requests from multiple S-D pairs as possible with fidelity guarantee. Based on the routing solutions obtained by the proposed two algorithms for single S-D pair, the routing problem in multiple S-D pairs scenario can be further regarded as a resource allocation problem. When sufficient resource (i.e., entangled pairs) is provided in the network, the final solution is the combination of the optimal/near-optimal routing solution for single S-D pair. Otherwise, the requests which can hardly be satisfied should be denied. Thus, we consider two important allocation metrics, degree of freedom and resource consumption, to evaluate the performance of each routing solution for single S-D pair, and design a greedy-based routing algorithm to achieve efficient resource allocation for requests from multiple S-D pairs. In the following, the specific purification-enabled routing design for single S-D pair and multiple S-D pairs will be discussed respectively in Section IV and Section V.

### IV. ROUTING DESIGN FOR SINGLE S-D PAIR

In this section, we focus on the routing problem for single S-D pair. At first, we propose Q-PATH, a Purification-enabled

TABLE II  
PURIFICATION COST TABLE

Round	Fidelity	Fidelity Improvement
0	$F_{min}^{pur}(u, v)$	0
1	$F_1^{pur}(u, v)$	$F_1^{pur}(u, v) - F_{min}^{pur}(u, v)$
2	$F_2^{pur}(u, v)$	$F_2^{pur}(u, v) - F_1^{pur}(u, v)$
...	...	...
$n$	$F_{max}^{pur}(u, v)$	$F_{max}^{pur}(u, v) - F_{n-1}^{pur}(u, v)$

iterative routing algorithm, to obtain the optimal routing path and purification decisions with minimum entangled pair cost. To further reduce the high computational complexity, we propose Q-LEAP, a Low-complexity routing Algorithm from the perspective of “multiplicative” routing metric of the fidelity degradation.

#### A. Iterative Routing Design for Single S-D Pair

For a single S-D pair, the goal of routing design is to find the routing path satisfying fidelity constraint with minimum entangled pair cost. To reach such goal, the proposed Q-PATH algorithm is described in Algorithm 1. The basic idea of Q-PATH can be described as follows. It searches all possible solutions from the lowest routing cost (i.e., the number of consumed entangled pairs) and update purification decision in an iterative manner. In each iteration, the algorithm checks all possible routing path with certain routing cost, once the fidelity constraint can be satisfied after purification operation, the path found by the algorithm must be the one with minimum cost.

In specific, Q-PATH contains 4 steps as follows:

1) **Initialization:** Q-PATH first calculates a “Purification Cost Table” (see step 3) for each edge  $(u, v) \in E$ . Since the fidelity constraint  $F_{i,j}(s_i, d_i) \geq F^{th}$  must be satisfied for the routing path, if an edge  $(u, v)$  cannot provide entangled pairs satisfying  $F_{max}^{pur}(u, v) \geq F^{th}$  even after purifications, it should be deleted on graph  $G$  for complexity reduction. After that, Q-PATH constructs an update graph  $G^u$  (see step 3) to record purification decision. Finally, Q-PATH finds the shortest path on graph  $G$  by using Breadth-First-Search (BFS) to ensure the possible minimum cost  $H^{min}$  used in step 2, and also constructs a priority queue to save potential routing paths during iterations.

2) **Path Selection Procedure:** To obtain the optimal routing path with minimum cost, the first thing is to explore all possible paths for a given S-D pair. However, there can be exponential number of shortest paths for a given S-D pair. Hence, any algorithm tries to explore all possible paths and find the optimal one will potentially spend exponential time. Thus, we design an iterative method that utilizes the cost as the metric to continue each loop, which provides an indicator during the path searching. Here,  $k$ -shortest path algorithm [27] is used to obtain multiple shortest paths with the same cost  $min\_cost$ .

To establish the end-to-end entanglement connection, entanglement swappings are required after the generation of entangled pairs. Considering the imperfect measurement on quantum repeaters, each swapping operation brings fidelity

---

**Algorithm 1: Q-PATH: Iterative Routing**


---

**Input:**  $G = (V, E, C)$ ,  $F_i^{th}$ , request  $R_i$  and  $\langle s_i, d_i \rangle$ ;  
**Output:**  $P_{i,j}(s_i, d_i)$ ,  $D_{i,j}^{pur}$ ,  $F_j(s_i, d_i)$ ,  $T_{i,j}^{EXT}$ ;

- 1 **Step 1 Initialization:**
- 2 Calculate *Purification Cost Table* for  $(u, v) \in E$ ;
- 3 Delete all edges  $(u, v)$  from  $G$ , if  $F_{max}^{pur}(u, v) < F_i^{th}$ ;
- 4 Construct auxiliary graph  $G^a = (V, E^a, C^a, Cost)$ ;
- 5  $Q \leftarrow$  Priority queue saving potential routing paths according to value of  $min\_cost$ ;
- 6 Find shortest path on  $G$  with  $H^{min}$  by using BFS;
- 7 **for**  $min\_cost = H^{min} : |E|C_{max}$  **do**
- 8     **Step 2 Path Selection Procedure:**
- 9     Multiple shortest paths set  $P_{min\_cost}^{SPF}$  with the same cost  $min\_cost \leftarrow K$ -shortest path algorithm;
- 10    **if no available path for**  $\langle s_i, d_i \rangle$  **then**
- 11     | **break**;
- 12    **end**
- 13    **Step 3 Edge Cost Update:**
- 14    Select  $P' \in P_{min\_cost}^{SPF}$  with minimum hops;
- 15    **for**  $P_{i,j}(s_i, d_i) \in P'$  **do**
- 16     | Construct  $q$  for path  $P_{i,j}(s_i, d_i)$ ;
- 17     | **while**  $F_{i,j}(s_i, d_i) < F_i^{th}$  **do**
- 18        | Find  $(u, v) \in P_{i,j}(s_i, d_i)$  with maximum fidelity improvement;
- 19        |  $N_i^{pur}(u, v) = N_i^{pur}(u, v) + 1$ ;
- 20     | **end**
- 21    **end**
- 22     $Q \leftarrow P_{i,j}(s_i, d_i)$ ,  $cost(P_{i,j}(s_i, d_i))$ ,  $D_{i,j}^{pur}$ ;
- 23    **Step 4 Throughput Update:**
- 24    **while**  $cost(Q.pop()) \leq min\_cost + 1$  **do**
- 25     | Subtract  $\min\{C_{i,j}^{min}, R_i\} \times 2^{N_{i,j}^{pur}(u,v)}$  on each  $(u, v) \in P_{i,j}(s_i, d_i)$  from  $C^r$  in  $G^r$ ;
- 26     | **Output**  $P_{i,j}(s_i, d_i)$ ,  $D_{i,j}^{pur}$ ,  $F_j(s_i, d_i)$ ,  $T_{i,j}^{EXT}$ ;
- 27     |  $T_{i,j}^{EXT}(s_i, d_i) \leftarrow$  Calculate expected throughput of each edge  $(u, v) \in P_{i,j}(s_i, d_i)$ ;
- 28     | **if**  $\sum_j T_{i,j}^{EXT}(s_i, d_i) \geq R_i$  **then**
- 29        | **terminate**;
- 30     | **end**
- 31    **end**
- 32 **end**

---

degradation for the entangled pair. By adopting extra purification operations, the fidelity of end-to-end entanglement connection can be improved. Thus the expected fidelity of the entanglement connection following routing path  $P_{i,j}(s_i, d_i)$  can be calculated as:

$$F_{i,j}(s_i, d_i) = \prod_{(u,v) \in P_{i,j}(s_i, d_i)} F_{i,j}^{pur}(u, v, N_{i,j}^{pur}), \quad (1)$$

where  $F_{i,j}^{pur}(u, v, N_{i,j}^{pur})$  denotes the fidelity of quantum channel on edge  $(u, v)$  after  $N_{i,j}^{pur}$  round purification operations allocated for  $j$ -th routing path of  $i$ -th S-D pair. Given that the purification protocol reduces two Bell-pairs to one, as shown in Fig. 2, the number of Bell-pair resource states required to apply  $n$  rounds of purification scales as  $2^n$ . Thus, fidelity

$F_{i,j}^{pur}(u, v)$  can be calculated by:

$$F_{i,j}^{pur}(u, v, N_{i,j}^{pur}) = \begin{cases} F^0(u, v), N_{i,j}^{pur} = 0, \\ f(F^0(u, v)), N_{i,j}^{pur} = 1, \\ f(f(F^0(u, v))), N_{i,j}^{pur} = 2, \\ \dots \end{cases} \quad (2)$$

where  $F^0(u, v)$  denotes the original fidelity of the generated entangled pair on  $(u, v)$ , and  $f(\cdot)$  represents the resulting fidelity of quantum channel after purification operation. By considering bit flip errors, the resulting fidelity after purification operation can be calculated by [33, 34, 35, 36]:

$$f(x_1, x_2) = \frac{x_1 x_2}{x_1 x_2 + (1 - x_1)(1 - x_2)}. \quad (3)$$

3) **Edge Cost Update:** Since the most important difference between the routing problem considered in this paper and the routing problem in classical networks is fidelity constraint, the routing design must check if the fidelity of entanglement connection is satisfied for each path. For a given path  $P_{i,j}(s_i, d_i)$ , edge cost (i.e., number of consumed entangled pairs) equals to the throughput without purification. However, due to the fidelity constraint  $F_i^{th}$ , purification operations might be required on some edges along the path. To guarantee the end-to-end fidelity with minimum entangled pair cost, the purification decision process in line 17-19 is designed to check  $F_{i,j}(s_i, d_i)$  and add the number of purification round  $N_{i,j}^{pur}$  once a time. Note that  $N_{i,j}^{pur}(u, v) = 0$  for all  $(u, v) \in E$  at the start of the algorithm. In the following, we prove that the greedy approach used in **Step 3** can find the optimal purification decision with minimum entangled pair cost.

**Theorem 1.** *The greedy approach used in Step 3 of Q-PATH can find the optimal purification decision with minimum entangled pair cost when the original fidelity is above  $x^*$ .*

*Proof.* At first, we prove that the purification operation to the entangled pair close to  $x^*$  can bring the highest improvement. Let the original fidelity in the first-round purification as  $x_1, x_1$ , and the original fidelity in the second-round purification as  $x_1, x_2$ , where  $x_2 = f(x_1, x_1)$ . Since  $x_2 > x_1$ , we can have  $x_1 x_2 + (1 - x_1)(1 - x_2) > x_1^2 + (1 - x_1)^2$ . Thus, if , we can have

$$\begin{aligned} & f(x_1, x_2) - f(x_1, x_1) \\ &= \frac{x_1 x_2}{x_1 x_2 + (1 - x_1)(1 - x_2)} - \frac{x_1^2}{x_1^2 + (1 - x_1)^2} \\ &= \frac{x_1^2 + x_2 - x_1 x_2 - x_1}{(x_1 x_2 + (1 - x_1)(1 - x_2)) (x_1^2 + (1 - x_1)^2)} \\ &\stackrel{(a)}{=} \frac{2x_1^2 - 3x_1 + 1}{x_1^2 + (1 - x_1)^2} \cdot A \stackrel{(b)}{<} 0. \end{aligned}$$

Here, we let  $A = (x_1 x_2 + (1 - x_1)(1 - x_2)) (x_1^2 + (1 - x_1)^2)$  in (a) and utilize the following conclusion in (b): When  $x_1, x_2 \in [0.5, 1]$ , we can obtain that  $A > 0$ ,  $x_1^2 + (1 - x_1)^2 > 0$  and  $2x_1^2 - 3x_1 + 1 < 0$ , and thus  $f(x_1, x_2) - f(x_1, x_1) < 0$ . In this case, the improvement of any multi-round purification operations can not be higher than



the first-round purification. Thus, let  $x_1 = x_2$ , the resulting fidelity after purification operation can be calculated by eq. (3), and the derivative of eq. (3) can be obtained as

$$\frac{df(x)}{dx} = \frac{-2x^2 + 2x}{4x^4 - 8x^3 + 8x^2 - 4x + 1}.$$

Let  $\frac{df(x)}{dx} = 1$ , then we can obtain  $x^* \approx 0.743$  when  $x \in [0.5, 1]$ , and obtain that  $\frac{df(x)}{dx} > 0$  and  $\frac{d^2f(x)}{dx^2} < 0$  when  $x \in [0.5, 1]$ . The specific performance of purification operation is shown in Fig. 3. In this case, if the original fidelity equals to  $x^*$ , then the highest fidelity improvement can be obtained. In other words, among multiple entangled pairs on different edges, the purification operation to the entangled pair with the lowest fidelity can bring the highest improvement when the original fidelity is above  $x^*$ .

Next, we prove that the greedy approach can lead to the optimal purification decision with minimum entangled pair cost. For a given path  $P_{i,j}(s_i, d_i)$ , we assume the original fidelity of the entanglement connection following routing path  $P_{i,j}(s_i, d_i)$  is lower than the fidelity threshold but higher than  $x^*$ , i.e.,  $x^* < F_{i,j}(s_i, d_i) < F_i^{th}$ . We assume that  $\widehat{D}_{i,j}^{pur}$  is the optimal purification decision with minimum  $N^* = \sum_{(u_1, u_2) \in P_{i,j}(s_i, d_i)} N_{i,j}^{pur}(u_1, u_2)$  purification operations.

When  $N^* = 1$ , the fidelity of entangled pairs on edge  $(v_1, v_2)$  is the minimum fidelity, then we have purification decision  $D_{i,j}^{pur}$  with  $N_{i,j}^{pur}(v_1, v_2) = 1$ . According to the monotonicity obtained from the first and second derivative when the original fidelity belongs to  $[x^*, 1]$ , we can obtain that

$$\begin{aligned} & \widehat{F}_{i,j}(s_i, d_i) - F_{i,j}(s_i, d_i) \\ &= F_{i,j}^{pur}(u_1, u_2, 1)F_{i,j}^{pur}(v_1, v_2, 0) \\ & \quad - F_{i,j}^{pur}(u_1, u_2, 0)F_{i,j}^{pur}(v_1, v_2, 1) \leq 0, \end{aligned} \quad (4)$$

where  $\widehat{F}_{i,j}(s_i, d_i)$  is the fidelity of entanglement connection the optimal purification decision  $\widehat{D}_{i,j}^{pur}$ , and  $F_{i,j}^{pur}(u_1, u_2, 1)$  is the resulting fidelity after purification on edge  $(u_1, u_2)$ . Since edge  $(v_1, v_2)$  has the minimum fidelity, thus the improvement after purification  $F_{i,j}^{pur}(v_1, v_2, 1) - F_{i,j}^{pur}(v_1, v_2, 0)$  must be the highest, and ineq. (4) must be satisfied. Thus, the purification decision  $D_{i,j}^{pur}$  based on greedy approach is the optimal one when  $N^* = 1$ .

After that, when  $N^* = 2$ , we can assume  $\widehat{F}(s_i, d_i) = F(s_i, d_i)$  after the first purification operation. Then the situation goes back to the one when  $N^* = 1$ . Thus, the rest proof when  $N^* \geq 2$  can be done in the same manner. This completes the proof.  $\square$

To provide all possible purification options and corresponding cost, we design a ‘‘Purification Cost Table’’ for each edge  $(u, v) \in E$  as described in Table II. ‘‘Purification Cost Table’’ gives the guidance for the resource consumption of purification operation, and also gives the maximum and the minimum fidelity that each quantum channel can provide. For an edge  $(u, v)$  with capacity  $c(u, v)$ , to generate one higher-fidelity entangled pair after  $N^{pur}(u, v)$  round purification, the total number of entangled pairs consumed should be  $N^{pur}(u, v)$ .

Due to the imperfect measurement on quantum repeaters,

the purification is inherently probabilistic in nature [33, 34, 35, 36]. The probability of the successful one-round purification operation can be calculated by:

$$P^{pur}(x_1, x_2, 1) = x_1x_2 + (1 - x_1)(1 - x_2). \quad (5)$$

For multi-round purification operation ( $N_{i,j}^{pur}(u, v) \geq 1$ ), the cumulative successful purification operation can be further calculated by:

$$P^{pur}(F^0, N_{i,j}^{pur}(u, v)) = \prod_{n=1}^{N_{i,j}^{pur}(u, v)} P^{pur}(F^0, F_{i,j}^{pur}(u, v, n), n). \quad (6)$$

To verify the optimal routing solution including path selection and purification decision obtained by Q-PATH, a performance evaluation would be conducted in Section VI-B compared with brute-force method, and the results show that the routing solution between the one proposed in Q-PATH and the optimal one are the same.

4) **Throughput Update:** The algorithm calculates the maximum achievable throughput purification decision  $D_{i,j} = [N_{i,j}^{pur}(s, u_1), \dots, N_{i,j}^{pur}(u_n, d)]$  on path  $P_{i,j}(s_i, d_i)$ , and judges if the request of  $i$ -th S-D pair is satisfied. If the request is satisfied, the algorithm terminates and outputs the routing path  $P_{i,j}(s_i, d_i)$ , purification decision  $D_{i,j}$ , and expected fidelity  $F_j(s_i, d_i)$ . Due to the probability of failure situation of purification, the maximum throughput on a given path  $P_{i,j}(s, d)$  would be lower than the one without purification operation. Similar to [6], we define a metric called expected throughput (i.e., expected number of *qubits*) to quantify an arbitrary end-to-end path  $P_{i,j}(s, d)$ , and the expected throughput on each edge can be calculated by:

$$t_{i,j}^{EXT}(u, v) = P^{pur}(F^0(u, v), N_{i,j}^{pur}(u, v)) \times \lfloor \frac{c(u, v)}{N_{i,j}^{pur} + 1} \rfloor. \quad (7)$$

Furthermore, the expected throughput on path  $P_{i,j}(s, d)$  can be further calculated by:

$$T_{i,j}^{EXT}(s_i, d_i) = \min(t_{i,j}^{EXT}(u, v) | (u, v) \in E). \quad (8)$$

## B. Discussion and Complexity Analysis

To clearly explain the searching process of Q-PATH, a routing example is given in Fig. 4. The network topology is shown in Fig. 5(a), and the fidelity value of entangled pairs is shown on each edge. Since  $H^{min} = 2$  (at least 2 hops are required to reach the destination) in this example, in the first iteration, the algorithm attempts to find the routing solution with  $min\_cost = 2$ . Only one potential path with length  $l = 2$  can be found as shown in Fig. 4(a). However, according to (17), purification is required on edge  $(s_1, r_1)$  to satisfy fidelity constraint. Thus, this routing solution with  $cost = 3$  is enqueued into  $Q$ , and the cost condition in line (24) cannot be satisfied. Similarly, in the second iteration, the algorithm attempts to find the routing solution with  $min\_cost = 2$ . Two potential paths with length  $l = 3$  can be found as shown in Fig. 4(c)-4(d). After checking the fidelity constraint (17), these two routing solutions with  $cost = 3$  and  $cost = 4$  is enqueued into  $Q$ . Then, two routing solutions (4(b)-4(c)) that

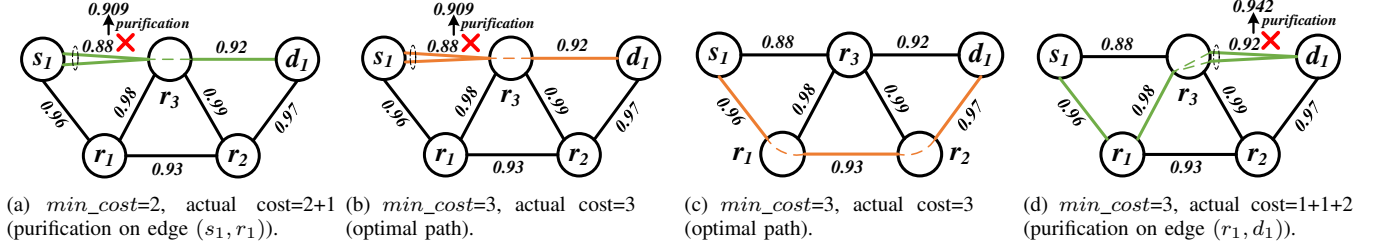


Fig. 4. A routing example for single S-D pair, and the fidelity threshold is  $F_1^{th} = 0.8$ . (a)-(d) show the iterative searching procedure of Q-PATH.

satisfy the cost condition in line (24) can be found from  $Q$  and they will be outputted. If request  $R_i$  is satisfied with the expected throughput  $t^{EXT}$  provided by the optimal paths, then the algorithm ends. Otherwise, repeat the process above.

The following theorem theoretically prove that the proposed algorithm can find the routing path with minimum entangled pair cost.

**Theorem 2.** *The Q-PATH can find the fidelity-guarantee routing path with minimum entangled pair cost for arbitrary S-D pair in quantum networks.*

*Proof.* Here, we prove this theorem by contradiction. For a S-D pair  $\langle s, d \rangle$ , we assume  $P^*(s, d)$  is the routing path that satisfies fidelity constraint  $F^{th}$  with minimum entangled pair cost  $cost^*$  for  $\langle s, d \rangle$ , and  $P'(s, d)$  is the routing path found by Q-PATH with  $cost' > cost^*$ . Then, the mathematical induction is used in the following:

1. At the beginning, the path with minimum hops  $H^{min}$  on graph  $G$  is found by using Breadth-First-Search (BFS). Thus,  $cost^* \geq H^{min}$  should be satisfied. For the first iteration in line 7, the algorithm would search the shortest paths  $P_{H^{min}}^{SPFF}$ . To satisfy the fidelity constraint  $F^{th}$ , the cost of each path  $P_{i,j}(s, d) \in P_{H^{min}}^{SPFF}$  is not less than  $H^{min}$ . If the cost of the path  $P'(s, d) \in P_{H^{min}}^{SPFF}$  equals to  $H^{min}$  after **Step 3**, and  $cost^* = H^{min}$ , then  $P^*(s, d)$  must be a shorter path than the one found by BFS, it reaches a contradiction from the assumption that  $H^{min}$  is minimum hops for  $\langle s, d \rangle$ .

2. For the second iteration in line 7, we have  $\min\_cost = H^{min} + 1$ . We assume that the path with  $\min\_cost = H^{min}$  is not found in the first iteration. If the algorithm finds a path that satisfies condition in line 24, and  $cost^* = H^{min} + 1$ , then  $cost^*$  must equal  $H^{min}$ . Path  $P^*(s, d)$  and  $P'(s, d)$  must have relationship:

$$\sum_{(u,v) \in P^*(s,d)} cost(u,v) = \sum_{(u',v') \in P'(s,d)} cost(u',v') - 1. \quad (9)$$

Since the shortest paths  $P_{H^{min}}^{SPFF}$  have already been checked in the first iteration. If any path  $P_{i,j}(s, d) \in P_{H^{min}}^{SPFF}$  satisfies the fidelity constraint, condition in line 24 should be satisfied. Thus, we obtain a contradiction from the assumption that a path with  $\min\_cost = H^{min}$  is not found in the first iteration.

3. After  $k$  iterations in line 7, we have  $\min\_cost = H^{min} + k$ . We assume that the algorithm first finds a path that satisfies condition in line 24. If  $cost^* < H^{min} + k$ , there must exist at least one routing path that is not stored in priority queue  $Q$ ,

then path  $P^*(s, d)$  and  $P'(s, d)$  must have relationship:

$$\sum_{(u,v) \in P^*(s,d)} cost(u,v) < \sum_{(u',v') \in P'(s,d)} cost(u',v'). \quad (10)$$

Similarly, we obtain a contradiction that a path with  $\min\_cost < H^{min} + k$  is not found in the first  $k - 1$  iterations. This completes the proof.  $\square$

The computational complexity of Q-PATH can be analyzed as follows. Let  $|E|$  denote the number of edges in set  $E$ ,  $|V|$  denote the number of nodes in set  $V$ .  $C_{max}$  denotes the maximum number of entangled pairs on an edge  $(u, v) \in E$ . At **Step 1**, the worst complexity of *purification cost table* calculation and BFS can be calculated by  $\mathcal{O}(|E|C_{max})$  and  $\mathcal{O}(|V| + |E|)$ , respectively. At **Step 2**,  $K$  paths would be obtained at most from K-shortest path algorithm, thus the worst complexity can be calculated by  $\mathcal{O}(K|V|(|E| + |V|\log_2|V|))$ . At **Step 3**, to satisfy the fidelity threshold and make purification decisions, the worst complexity can be calculated by  $\mathcal{O}(K|E|C_{max})$ , where  $|E|C_{max}$  is the judgement times of line 17 in the worst case. At **Step 4**, in the worst case, the throughput update procedure for each path obtained from **Step 2** would be executed  $K|E|C_{max}$  times in total, and the complexity of each throughput update procedure from line 25 to line 27 is  $\mathcal{O}(K|E|C_{max})$ . In worst case, the number of iterations in line 7 is  $|E|C_{max}$ . Thus, the worst computational complexity of Q-PATH is  $\mathcal{O}(|V| + K|E|C_{max}(|V||E| + |V|^2\log_2|V| + |E|C_{max}))$ .

As a comparison, the complexity of brute-force approach is  $\mathcal{O}((\log_2 C_{max})^{|E|})$ . Due to the existence of  $|E|^3$  and  $(\log_2 C_{max})^2$ , the complexity of Q-PATH can rise quickly with the increase of edges and edge capacity. Hence, in the next, we further propose a low-complexity routing algorithm to overcome such problem.

### C. Low-complexity routing design for single S-D pair

Although Q-PATH provides the upper bound of the routing problem for single S-D pair, considering the high computational complexity, we further design a low-complexity routing algorithm, Q-LEAP, as described in Algorithm 2. Similarly, Q-LEAP contains four steps, i.e., initialization, the path selection procedure, purification decision, and throughput update. In the following, we discuss two main different parts between the low-complexity routing design in Q-LEAP and the iterative design in Q-PATH.



---

**Algorithm 2: Q-LEAP: Low-complexity Routing**


---

**Input:**  $G = (V, E, C)$ ,  $F_i^{th}$ , request  $R_i$  and S-D pair;

**Output:**  $P_{i,j}(s_i, d_i)$ ,  $D_{i,j}^{pur}$ ,  $F_j(s_i, d_i)$ , and  $T_{i,j}^{EXT}$ ;

```

1 Step 1 Initialization:
2 Same as line 2-5 in Q-PATH;
3 for  $j = 1 : R_i$  do
4   Step 2 Best Quality Path Searching:
5    $P_{i,j}(s_i, d_i), U(P_{i,j}(s_i, d_i)) \leftarrow$  Using extended
     Dijkstra algorithm to search the path with
     minimum fidelity degradation according to fidelity
     multiplicative eq. (1);
6   if  $P_{i,j}(s_i, d_i) == null$  then
7     break;
8   end
9   Step 3 Purification Decision:
10  Calculate path length  $l$  and  $F_{i,j}^{avg} = (F_i^{th})^{1/l}$ ;
11  for  $(u, v) \in P_{i,j}(s_i, d_i)$  do
12    if  $F(u, v) < F_{i,j}^{avg}$  then
13       $N_{i,j}^{pur}(u, v) = \arg \min_{N_{i,j}^{pur}(u, v)} F_{i,j}^{pur}(u, v) \geq$ 
         $F_{i,j}^{avg}$  according to Purification Cost Table;
14    end
15  end
16   $Q \leftarrow P_{i,j}(s_i, d_i), cost(P_{i,j}(s_i, d_i)), D_{i,j}^{pur}$ ;
17  Step 4 Throughput Update:
18  Same as line 25-27 in Q-PATH;
19 end

```

---

**Best Quality Path Searching:** Unlike the path searching process in Q-PATH, which searches all potential paths with the same cost, Q-LEAP attempts to find “the optimal one” with minimum fidelity degradation via an extended Dijkstra algorithm. As shown in Fig. 5, Q-LEAP finds the path with the highest end-to-end fidelity. Since the classical routing algorithm calculates the sum of the costs of all edges with “additive” routing metric, the original Dijkstra algorithm, which is based on greedy approach, cannot find the shortest path in quantum networks considering “multiplicative” routing metric for fidelity degradation in eq. (1). Hence, we adopt non-additive but monotonic routing metric [6], and design an extended Dijkstra algorithm to find the shortest path with minimum fidelity degradation between a given S-D pair.

**Purification Decision:** To make purification decisions  $D_{i,j}^{pur}$  with lower computational complexity, we adopt the average fidelity to satisfy the requirement of fidelity threshold  $F_i^{th}$ . For a given path  $P_{i,j}(s_i, d_i)$ , each hop on the path should satisfy:

$$F_i^{avg}(l) = (F_i^{th})^{\frac{1}{l}}, \quad (11)$$

where  $l$  is the length of routing path. By doing this, the worst complexity of purification decision can be significantly reduced to  $\mathcal{O}(|E|)$ .

#### D. Discussion and Complexity Analysis

Q-LEAP contains four main steps. At **Step 1**, the complexity of *purification cost table* can be calculated by  $\mathcal{O}(|E|C_{max})$ .

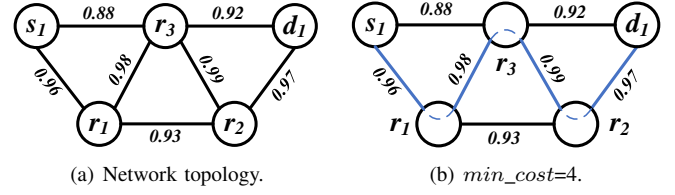


Fig. 5. A routing example for single S-D pair, and the fidelity threshold is  $F_1^{th} = 0.8$ . (a) illustrates the network topology, (b) shows the path with the highest end-to-end fidelity found by extended Dijkstra in Q-LEAP.

At **Step 2**, the worst complexity for path selection can be calculated by  $\mathcal{O}(|V| \log_2 |V| + |E|)$ . At **Step 3**, the worst complexity can be calculated by  $\mathcal{O}(|E|)$ . For each loop in line 3, it should be executed  $\frac{R_i}{C_{max}}$  times, where  $R_i$  denotes the number of requests of  $i$ -th S-D pair. The complexity of **Step 4** is  $\mathcal{O}(|E|)$ . Thus, the overall complexity is  $\mathcal{O}(|E|C_{max} + \frac{R_i}{C_{max}}(|V| \log_2 |V| + |E|))$ .

#### V. ROUTING DESIGN FOR MULTIPLE S-D PAIRS

As mentioned previously, the routing problem for multiple S-D pairs in classic networks can be regarded as a multi-commodity flow problem, which is NP-hard. In quantum networks, considering the extra purification decisions for fidelity constraint, the problem becomes more complicated. By exploring the routing design for single S-D pair in the last section, the routing problem for multiple S-D pairs can be easily divided into multiple single S-D pair scenarios and allocate the entanglement resource for multiple routing solutions. Thus, in this section, based on aforementioned routing designs for single S-D pair, we further propose a greedy-based entanglement routing design to obtain fidelity-guarantee routing paths for multiple S-D pairs, and design a utility metric with two important factors for resource allocation.

##### A. Algorithm Procedure

The greedy-based routing design is described in Algorithm 3. The basic idea of the algorithm can be described as follows: it first calculates the routing path for single S-D pair by using the algorithms proposed in Section IV. To satisfy the requests from multiple S-D pairs as many as possible, we then allocate the network resource for each obtained routing solutions (path selection and purification decision) one by one. For each loop in line 9, the corresponding resource  $C_{i,j}^{min}$  and  $D_{i,j}^{pur}$  consumed by the routing path  $P_j(s_i, d_i)$  would be deleted on the residual graph  $G^r$ . If the resource of some edges on the routing path  $P_{i,j}(s_i, d_i)$  has been exhausted, leading to an invalid path on  $G^r$ , a re-routing process will be performed on the residual graph  $G^r$ , and the re-routing solution for  $i$ -th S-D pair will be enqueued into priority queue  $Q$  again and continue loop in line 9.

In Algorithm 3, the most important procedure, which has the most significant impact on the performance, is the order that which routing solution in  $Q$  should be allocated first in **Resource Allocation** process. For example, in Fig. 6, there are two requests from  $\langle s_1, d_1 \rangle$  and

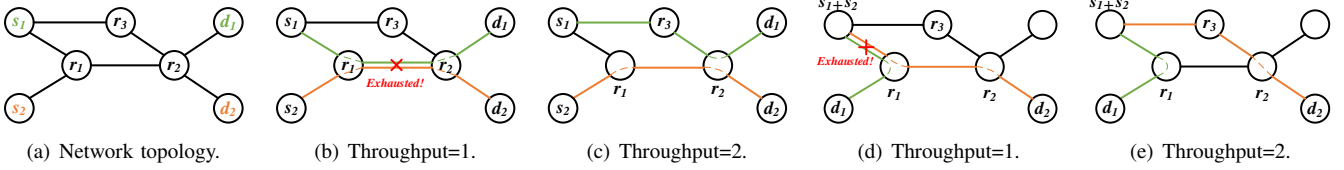


Fig. 6. Routing example for multiple S-D pairs, only one entangled pair is considered on each edge.

---

**Algorithm 3: Greedy-based Routing Design**


---

**Input:**  $G = (V, E, C)$ ,  $F_i^{th}$ , requests  $R_i$  and S-D pairs;

**Output:**  $P_{i,j}(s_i, d_i)$ ,  $D_{i,j}$ ,  $F_j(s_i, d_i)$ ,  $T_{i,j}^{EXT}$ ;

```

1 Step 1 Initialization:
2 Same as line 2-5 in Q-PATH;
3 Construct residual graph  $G^r = (V, E^r, C^r)$ ;
4 Step 2 Routing Path Predetermination:
5 for all S-D pairs do
6   Find routing solutions  $\leftarrow$  Q-PATH or Q-LEAP;
7    $Q \leftarrow P_{i,j}(s_i, d_i)$  according to utility  $U_{i,j}$ ;
8 end
9 while  $Q$  is not empty do
10  Step 3 Resource Allocation:
11   $P_{i,j}(s_i, d_i) \leftarrow Q$  and let  $C_{i,j}^{min} = \text{INT\_MAX}$ ;
12  for  $(u, v) \in P_{i,j}(s_i, d_i)$  do
13    if  $\lfloor \frac{c(u,v)}{2^{N_{i,j}^{pur}(u,v)}} \rfloor \leq C_{i,j}^{min}$  then
14       $C_{i,j}^{min} = \lfloor \frac{c(u,v)}{2^{N_{i,j}^{pur}(u,v)}} \rfloor$ ;
15    end
16  end
17  if  $C_{i,j}^{min} \geq 1$  then
18    Subtract  $\min\{C_{i,j}^{min}, R_i\} \times 2^{N_{i,j}^{pur}(u,v)}$  on each
19     $(u, v) \in P_{i,j}(s_i, d_i)$  from  $C^r$  in  $G^r$ ;
20    Output  $P_{i,j}(s_i, d_i)$ ,  $D_{i,j}^{pur}$ ,  $F_j(s_i, d_i)$ ,  $T_{i,j}^{EXT}$ ;
21    if  $\sum_j T_{i,j}^{EXT}(s_i, d_i) \geq R_i$  then
22      Remove all paths  $P_{i,j}(s_i, d_i), \forall j$  from  $Q$ ;
23    end
24  end
25  Step 4 Re-routing Process:
26  else
27    Find routing solutions  $\leftarrow$  Q-PATH or Q-LEAP;
28    if  $P_{i,j+1}(s_i, d_i) \neq P_{i,j}(s_i, d_i)$  then
29       $Q \leftarrow P_{i,j+1}(s_i, d_i)$  according to utility  $U_{i,j}$ ;
30    end
31    Delete  $P_{i,j}(s_i, d_i)$  from  $Q$ ;
32 end

```

---

$\langle s_2, d_2 \rangle$ . By executing Q-PATH or Q-LEAP, we obtain two routing paths  $P_{1,1}(s_1, d_1) = \{(s_1, r_3), (r_3, r_4), (r_4, d_1)\}$  and  $P_{2,1}(s_2, d_2) = \{(s_2, r_3), (r_3, r_4), (r_4, d_2)\}$ . If we first allocate the network resource for  $P_{1,1}(s_1, d_1)$ , then the resource on edge  $(r_3, r_4)$  would be exhausted. After that, the request form  $\langle s_2, d_2 \rangle$  has to be denied since  $P_{2,1}(s_2, d_2)$  becomes invalid and there is no other available routing solution for  $\langle s_2, d_2 \rangle$ , which leads to a poor performance in terms of throughput.

### B. Resource Allocation

To address the resource allocation problem, we introduce a utility metric to evaluate the difficulty when satisfies each request, two important factors of a given routing solution is considered in the utility, i.e., resource consumption and degree of freedom:

$$U_{i,j} = \alpha \cdot G(P_{i,j}(s_i, d_i)) + \beta \cdot S(P_{i,j}(s_i, d_i), D_{i,j}^{pur}), \quad (12)$$

where  $\alpha$  and  $\beta$  are weight factors,  $S(\cdot)$  and  $G(\cdot)$  denotes the total resource consumption and degree of freedom of a given routing path, respectively.

1) For degree of freedom, it is defined as the sum of routing options on each hop, which can be calculated by:

$$G(P_{i,j}(s_i, d_i)) = \sum_{\text{nodes on } P_{i,j}(s_i, d_i)} \mathcal{N}(u). \quad (13)$$

The degree of freedom describes the successful re-routing possibility. For example, Fig.6(b)-6(c) show the advantage by considering degree of freedom as a factor when decides the order of resource allocation, routing paths  $P_{1,1}(s_1, d_1)$  and  $P_{2,1}(s_2, d_2)$  are found by the Q-PATH or Q-LEAP as shown in Fig. 6(b), and  $G(P_{1,1}(s_1, d_1)) = 10$  and  $G(P_{2,1}(s_2, d_2)) = 9$  in 6(b). If we check  $P_{1,1}(s_1, d_1)$  first, the resource on edge  $(r_1, r_2)$  would be exhausted. Then  $P_{2,1}(s_2, d_2)$  becomes invalid and there is no other available routing path for  $\langle s_2, d_2 \rangle$ . If we check all routing solutions according to the value of degree of freedom, then the resource would be allocated to  $P_{1,1}(s_1, d_1)$  first since  $G(P_{2,1}(s_2, d_2)) < G(P_{1,1}(s_1, d_1))$ . In this case, maximum throughput is reached as shown in Fig. 6(c).

2) For resource consumption, it is defined as the sum of consumed entangled pairs for a given routing solution, which can be calculated by:

$$S(P_{i,j}(s_i, d_i), D_{i,j}^{pur}) = \sum_{(u,v) \in P_{i,j}(s_i, d_i)} N_{i,j}^{pur}(u, v). \quad (14)$$

Considering the limited resource of entangled pairs on edges, a routing path with lower resource consumption should be allocated earlier, in case the routing path with higher resource consumption consumes too much entangled pairs and makes the requests from other S-D pairs be denied. An example is shown in Fig. 6(d)-6(e), which show the advantage by considering resource consumption as a factor when decides the order of resource allocation.  $P_{1,1}(s_1, d_1)$  is a shorter path and consumes less entangled pairs, and  $S(P_{1,1}(s_1, d_1), D_{1,1}^{pur}) = 2$  and  $S(P_{2,1}(s_2, d_2), D_{2,1}^{pur}) = 3$  in 6(d). If we check  $P_{2,1}(s_2, d_2)$  first, the resource on edge  $(s_2, r_1)$  would be exhausted, then  $P_{1,1}(s_1, d_1)$  becomes invalid and there is no

TABLE III  
SIMULATION PARAMETERS

Parameter	Value
Network size	10-500
Edge capacity	10-100
Number of S-D pairs	1-6
Requests for each S-D pair	100
Fidelity threshold	0.55-0.9
$\kappa$ in Waxmax model	0.5
$\gamma$ in Waxmax model	1
Fidelity distribution of quantum channels	$\mathcal{N}[0.8, 0.1]$

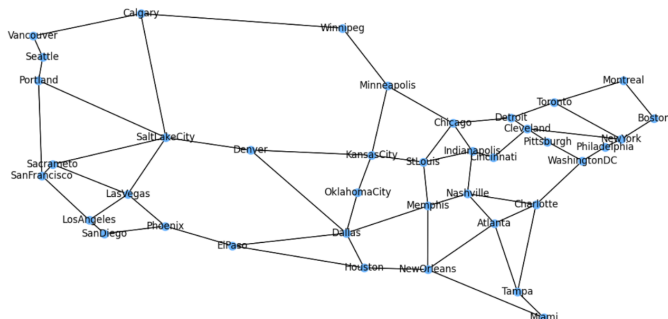


Fig. 7. Illustration of US backbone network topology that used in the simulation.

other available routing solutions for  $\langle s_2, d_2 \rangle$ . In this case, as shown in Fig. 6(e), if we check all routing solutions according to the value of resource consumption  $S(\cdot)$ , maximum throughput can be achieved.

### C. Computational Complexity Analysis

The computational complexity of *Algorithm 3* can be analyzed as follows. At **Step 2**, the number of iterations is decided by the number of S-D pairs  $R_i$ , and the complexity of each path selection is the same as Q-PATH or Q-LEAP. At **Step 3**,  $K$  paths would be obtained at most from Q-PATH or Q-LEAP, the complexity can be calculated by  $\mathcal{O}(K|E|)$ . At **Step 4**, re-routing procedure can be executed  $\sum_i R_i$  times at most.

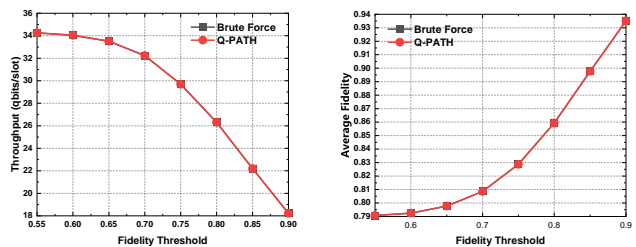
As a comparison, the complexity of brute-force searching approach is  $\mathcal{O}\left(\sum_i R_i (C_{max})^{|E|}\right)$ .

## VI. PERFORMANCE ANALYSIS

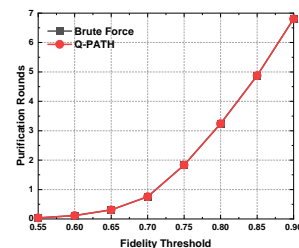
In this section, we evaluate the performance of the proposed entanglement routing algorithms compared with the traditional routing algorithms under single S-D pair scenarios and multiple S-D pairs scenarios, respectively.

### A. Simulation Setting

To implement the proposed routing algorithms in quantum networks, we develop a discrete-event-based quantum network simulator, which can simulate purification operations and build quantum networks [37]. The software and hardware configuration of simulation platform are: AMD Ryzen 7 3700X 3.6GHz CPU, 32GB RAM, O.S. Windows 10 Professionals



(a) Throughput vs. fidelity threshold (b) Average fidelity vs. fidelity threshold



(c) purification rounds vs. fidelity threshold

Fig. 8. Performance comparison between brute force and the proposed algorithm (network scale = 10, channel capacity = 50).

TABLE IV  
ALGORITHM RUNNING TIME (FIDELITY THRESHOLD = 0.6, CHANNEL CAPACITY = 10)

Network Scale	Q-PATH	Q-LEAP	Baseline
100	282.25ms	0.47ms	46.56ms
200	307.81ms	1.4ms	105.78ms
300	381.52ms	2.55ms	180.78ms
400	1056.11ms	3.87ms	275.46ms
500	3644.32ms	6.76ms	376.56ms

64bits. Along with the development of quantum networks, it can be foreseen that quantum networks will become a critical infrastructure for security communications and quantum applications in the future, which is similar to the current Internet backbone. Thus, the US backbone network<sup>4</sup> is adopted as the examined network topology in our simulation, which is presented in Fig. 7. For each set of parameter settings, simulations are run 200 trials and the averaged results are given. The key simulation parameters are summarized in Table III. **The routing scheme proposed in [9] is adopted as the comparison scheme.** Note that only pre-purification is adopted before path selection, i.e., repeat purification operation on each edge  $(u, v) \in E$  until  $F(u, v) > F^{th}$ , and proportional share is adopted as the resource allocation scheme.

To evaluate the efficiency of the proposed algorithms, random network topologies are also generated in the simulations following the Waxman model [6, 10, 39], i.e., the probability that there is an edge between node  $u$  and  $v$  can be formulated as  $p(u, v) = \kappa \exp\left(\frac{-d(u, v)}{L\gamma}\right)$  [39, eq.(4)], where  $d(u, v)$  is the Euclidean distance (measured in kilometers) between node  $u$  and  $v$ ,  $L$  is the largest distance between two arbitrary nodes.

<sup>4</sup>The data of US backbone network is provided by SNDlib project [38].

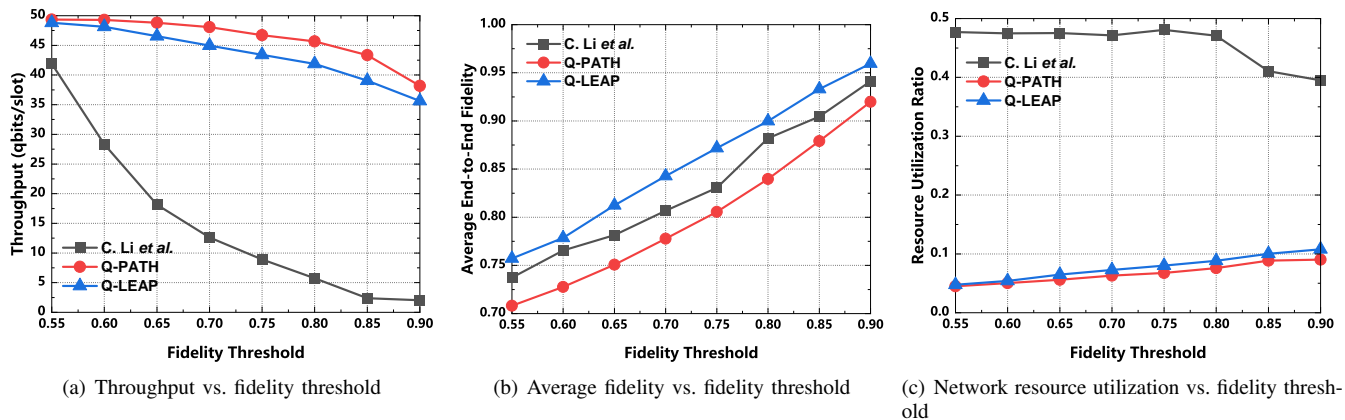


Fig. 9. Performance comparison for single S-D pair in terms of throughput, average fidelity, and network resource utilization (channel capacity = 50).

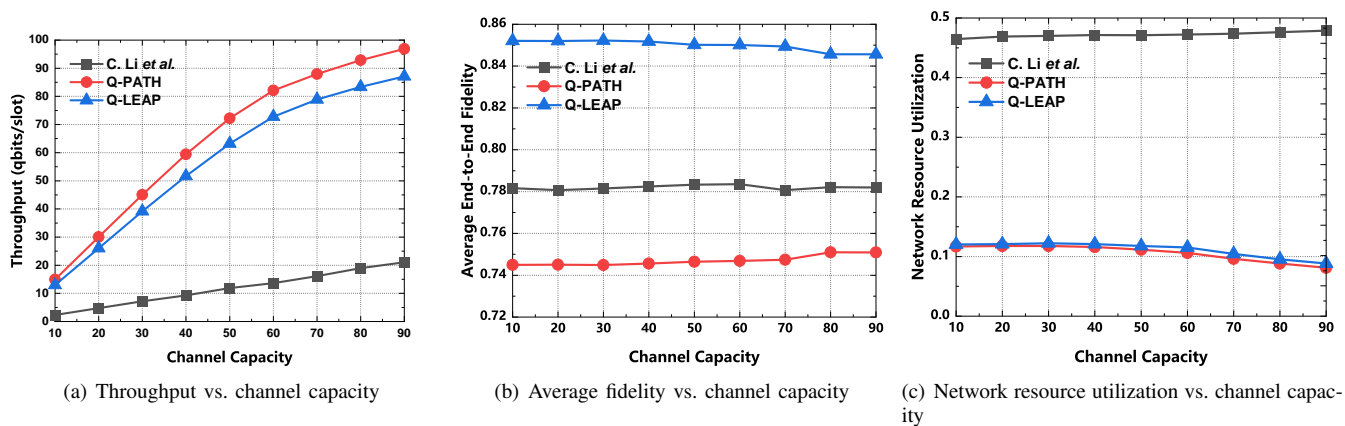


Fig. 10. Performance comparison for single S-D pair in terms of throughput, average fidelity, and network resource utilization (fidelity threshold = 0.7).

### B. Simulation Results under Single S-D Pair Scenarios

At first, the performance comparisons are conducted for single S-D pair. In the following, the impact of fidelity threshold and channel capacity, and the computational complexity of the proposed algorithms are respectively evaluated and analyzed.

**Performance comparison with brute-force method:** In Fig. 8, the performance of the proposed Q-PATH and brute-force searching method is evaluated. Note that the objective of brute-force searching method is to find the optimal solution with minimum entangled pair cost, and the path found by two methods are the same. Due to the non-polynomial complexity of brute-force searching method, the evaluation can only be conducted on a small-scale network. For the results in Fig. 8(a)-Fig. 8(c), the routing solutions obtained by Q-PATH and brute-force searching method are exactly the same, which indicates that Q-PATH can achieve the optimal routing performance in terms of throughput and average fidelity compared with brute-force searching method.

**Computational Complexity Comparison:** The running time of three routing algorithms is shown in Table IV. As we analyzed before, although Q-PATH can achieve the best routing performance, the complexity of Q-PATH is relatively high, which makes it time-consuming. As the results in Table IV, the running time of Q-PATH is 5x-10x higher than the baseline with the increase of network scale, but the running time of

Q-LEAP is 50x lower than the baseline with the increase of network scale.

**Performance comparison vs. fidelity threshold:** As shown in Fig. 9, the performance of the proposed Q-PATH and Q-LEAP is evaluated compared with the baseline. In Fig. 9(a), Q-PATH obtains the highest throughput, and the gap between Q-PATH and Q-LEAP reaches the peak at fidelity threshold of 0.85. The reason can be explained as follows. With the increase of fidelity threshold, multi-round purification operations are required to satisfy end-to-end fidelity requirement, then available entangled pairs on each quantum channel are reducing from default 50 pairs to several pairs after necessary purification. Thus, when the fidelity threshold is small, the gap between Q-PATH and Q-LEAP is negligible since multi-round purification operations are unnecessary. Once the number of available entangled pairs is limited, the solution space is reducing, which leads to similar routing solution obtained by Q-PATH and Q-LEAP and the gap between these two schemes is shrinking when the fidelity threshold is large enough. For the baseline, due to the purification is performed before path selection, end-to-end fidelity can hardly be guaranteed. Thus, a poor performance in terms of throughput is obtained.

In Fig. 9(b), Q-PATH also achieves the minimum fidelity but above fidelity threshold. This phenomenon shows that the purification decision and path selection obtained from Q-PATH



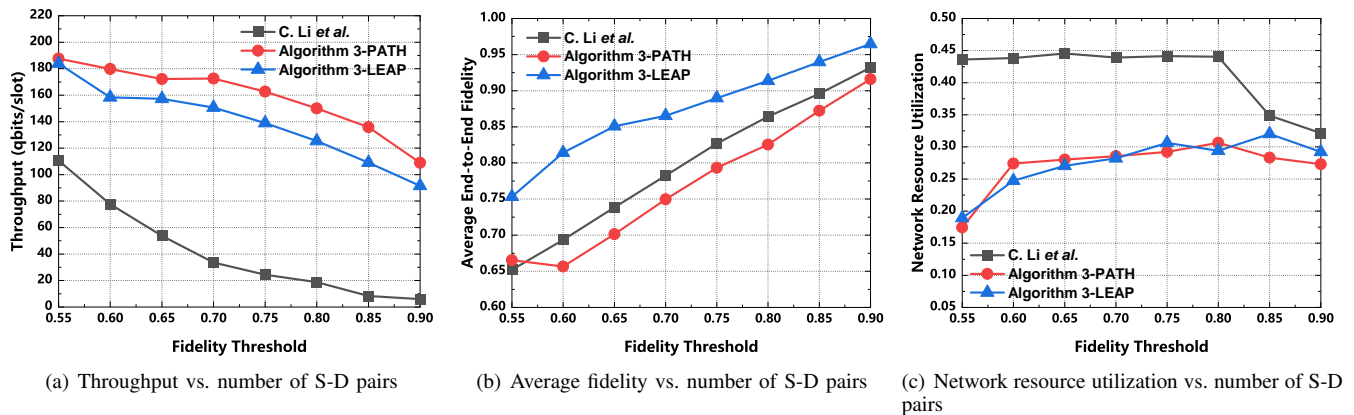


Fig. 11. Performance comparison for multiple S-D pairs versus fidelity threshold (channel capacity = 50, SD pairs = 4,  $\alpha = \beta = 0.5$ ).

can achieve the minimum cost to provide end-to-end fidelity guarantee. In Fig. 9(c), the network resource utilization is calculated as the ratio of the consumed entanglement pairs and the total entanglement pairs in the network. Although Q-PATH can achieve the highest throughput, the resource utilization of Q-PATH is lower than Q-LEAP.

**Performance comparison vs. Channel Capacity:** As shown in Fig. 10, the performance of the proposed Q-PATH and Q-LEAP is evaluated compared with the baseline. In Fig. 10(a), similarly, *Algorithm* Q-PATH obtain the highest throughput, but the gap between Q-PATH and the other results is expanding with the increase of channel capacity. This phenomenon shows the superiority of the proposed algorithm, and Q-PATH can achieve better performance with sufficient entanglement resource in the network.

In Fig. 10(b), the established end-to-end entanglement connection obtained from Q-PATH always has the lowest fidelity to fidelity threshold. Q-LEAP and the baseline has similar fidelity. In Fig. 10(c), due to the advance purification operations of the baseline, it has the highest resource utilization ratio. Similar to the results in Fig. 9(c), Q-PATH can also achieve the highest throughput but similar resource utilization as Q-LEAP.

### C. Simulation Results under Multiple S-D Pairs Scenarios

As shown in Fig. 11-13, the performance of the proposed *Algorithm 3*<sup>5</sup> is evaluated compared with the baseline, and  $\alpha$  and  $\beta$  both takes 0.5 in the utility metric. For fair comparison, we allocate 50 requests for each S-D pair in the simulation.

**Performance comparison vs. fidelity threshold:** In Fig. 11(a), *Algorithm 3-PATH* obtains the highest throughput, but the gap between *Algorithm 3* and the gap between *Algorithm 3-PATH* and *Algorithm 3-LEAP* is relatively stable, which is inherently caused by the performance gap from Q-PATH and Q-LEAP. For the baseline, due to the purification is performed before path selection, end-to-end fidelity can hardly be guaranteed. Thus, a poor performance in terms of throughput is obtained.

<sup>5</sup>In the simulation, *Algorithm 3-PATH* represents Q-PATH is used in the algorithm, *Algorithm 3-LEAP* represents Q-LEAP is used in the algorithm.

In Fig. 11(b), since *Algorithm 3-PATH* always finds the routing solution with minimum entangled pair cost, the fidelity of the obtained solution is also minimum but above the fidelity threshold. Compared to *Algorithm 3-PATH* and the baseline, *Algorithm 3-LEAP* only selects one path with “best quality”, which provides a higher fidelity for each obtained routing solution in nature. Thus, *Algorithm 3-LEAP* obtains the routing solutions with the highest fidelity. In Fig. 11(c), *Algorithm 3-PATH* and *Algorithm 3-LEAP* utilizes similar entangled pair resource to build end-to-end connection. The reason why the resource utilization of the baseline drops when fidelity threshold larger than 0.8 is that, the higher fidelity constraint prevents the successful connection establishments for requests and most of the requests will be denied. Thus, the resource utilization of the baseline significantly drops when fidelity threshold becomes larger.

**Performance comparison vs. Channel Capacity:** In Fig. 12(a), along with the increase of channel capacity, three routing schemes obtain significant improvement in terms of throughput, *Algorithm 3-PATH* always obtains the highest throughput, and the gap between *Algorithm 3-PATH* and *Algorithm 3-LEAP* reaches the peak at channel capacity of 50. This expected phenomenon can be explained as follows. Since the solution space of purification operation is related to channel capacity, *Algorithm 3-PATH* can find superior solutions with higher channel capacity compared with *Algorithm 3-LEAP* and the baseline. Due to the limited requests of each S-D pair, i.e., 50 requests, the gap between two methods of *Algorithm 3* becomes smaller when the channel capacity further increases. The gap between *Algorithm 3-PATH* and *Algorithm 3-LEAP* is 9.2%-2.5% with the increase of channel capacity.

In Fig. 12(b), due to the same setting of fidelity threshold, the fidelity of established end-to-end entanglement connections obtained by three routing schemes is relatively stable. *Algorithm 3-PATH* obtains the lowest fidelity that satisfies threshold, and has the lowest resource consumption as shown in Fig. 12(c), which indicates that it can obtain better routing decisions and purification decisions with minimum entangled pairs cost. Along with the increase of channel capacity, the gap between *Algorithm 3-PATH* and *Algorithm 3-LEAP* is also expanding. This phenomenon is similar to the one in single

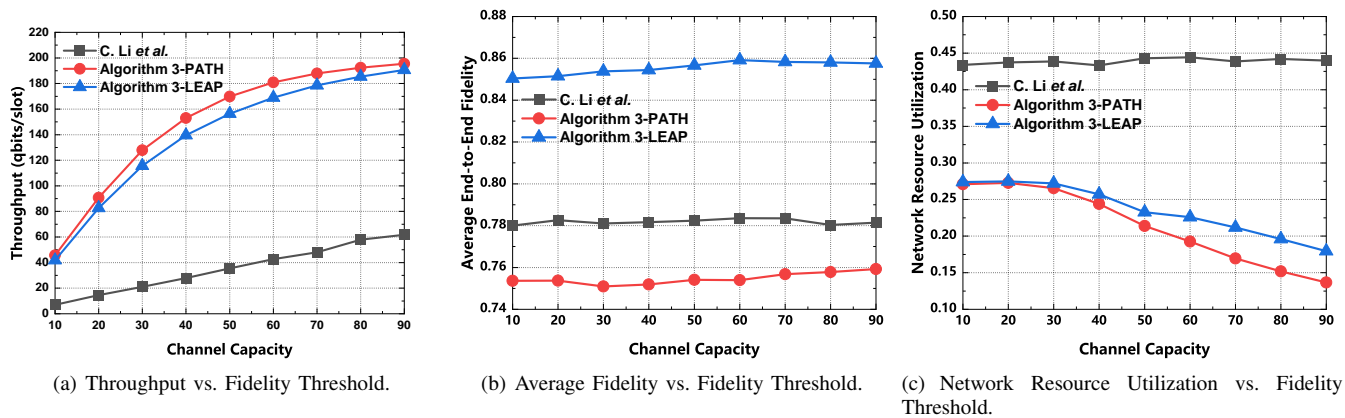


Fig. 12. Performance comparison for multiple S-D pairs versus channel capacity (fidelity threshold = 0.7, SD pairs = 4,  $\alpha = \beta = 0.5$ ).

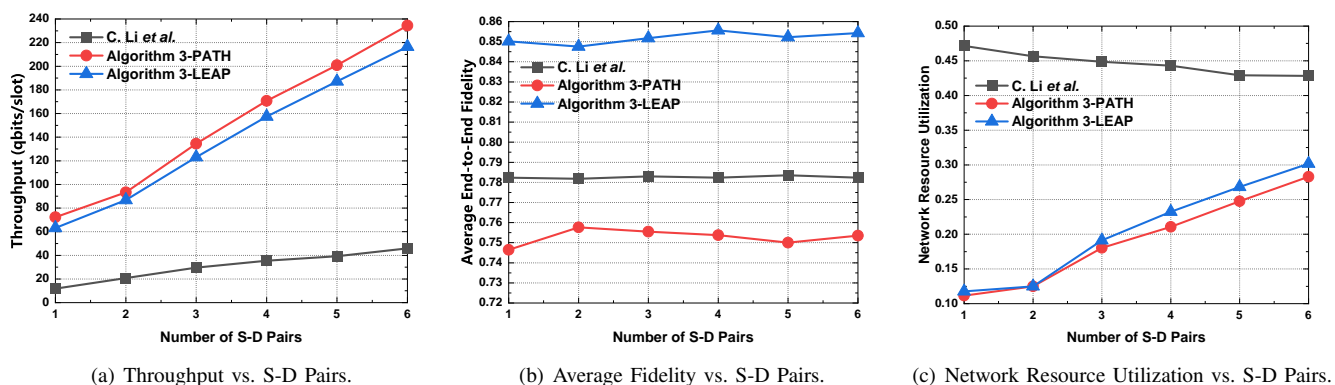


Fig. 13. Performance comparison for multiple S-D pairs versus the number of S-D pairs (fidelity threshold = 0.7, channel capacity = 50,  $\alpha = \beta = 0.5$ ).

S-D pair scenario, but significantly magnified by multiple S-D pairs.

**Performance comparison vs. S-D Pairs:** In Fig. 13(a), the throughput of three routing schemes is rising along with the increase of the number of S-D pairs. As the routing scheme with best performance, *Algorithm 3-PATH* obtain 14.2%-6.9% and 715.5%-410.0% improvement compared with *Algorithm 3-LEAP* and the baseline, respectively.

In Fig. 13(b), due to the same setting of fidelity threshold, the fidelity of established end-to-end entanglement connections obtained by three routing schemes is relatively stable. In Fig. 13(c), since the purification decisions of the baseline are made in advance, most of the resource on each quantum channel has been exhausted to generate entangled pairs with higher fidelity. Hence, along with the increase of the number of S-D pairs, the baseline can hardly satisfy the requests from multiple S-D pairs, and lots of requests are denied, which causes the slight decrease of resource utilization ratio. For the proposed routing schemes, the purification decisions are made according to the requests of various S-D pairs, thus the resource utilization ratio of *Algorithm 3-PATH* and *3-LEAP* is rising with the increase of the number of S-D pairs.

## VII. CONCLUSION

In this paper, we studied purification-enabled entanglement routing designs to provide end-to-end fidelity guarantee for

various quantum applications. Considering difficulty of entanglement routing designs, we started with single S-D pair scenario, and proposed Q-PATH, an iterative entanglement routing algorithm, and proved the optimality of the algorithm. To further reduce the high computational complexity, we proposed Q-LEAP, a low-complexity routing algorithm which considers “the shortest path” with minimum fidelity degradation and a simple but effective purification decision method. Based on the routing designs for single S-D pair scenarios, the design of multiple S-D pair scenarios could be regarded as the resource allocation problem among multiple single S-D routing solutions, and a greedy-based routing algorithm was further proposed. To efficiently allocate resource of entangled pairs for different requests and corresponding routing solutions, two allocation metrics were considered, i.e., degree of freedom and resource consumption.

The superiority of the proposed routing designs was proved by the extensive simulations. For the proposed routing algorithms, Q-PATH achieves the optimal performance with relatively high computational complexity, and Q-LEAP achieves near-optimal performance but highly efficiency, and both algorithms provide significant performance improvement compared to the existing purification-enabled routing scheme. In practice, the performance superior of Q-PATH makes it suitable for network optimization and the efficiency of Q-LEAP makes it suitable for a large-scale quantum networks.



In the future, we will study the routing problem under “on-demand generation” model with fidelity constraint, and also explore the inherent relationship between the value of fidelity and the possibility of qubit error.

## REFERENCES

- [1] H. J. Kimble, “The quantum internet,” *Nature*, vol. 453, no. 7198, pp. 1023–1030, 2008.
- [2] S. Muralidharan, L. Li, J. Kim, N. Lütkenhaus, M. D. Lukin, and L. Jiang, “Optimal architectures for long distance quantum communication,” *Scientific reports*, vol. 6, no. 1, pp. 1–10, 2016.
- [3] J. Yin, Y. Cao, Y.-H. Li, S.-K. Liao, L. Zhang, J.-G. Ren, W.-Q. Cai, W.-Y. Liu, B. Li, H. Dai *et al.*, “Satellite-based entanglement distribution over 1200 kilometers,” *Science*, vol. 356, no. 6343, pp. 1140–1144, 2017.
- [4] Y. Pu, N. Jiang, W. Chang, H. Yang, C. Li, and L. Duan, “Experimental realization of a multiplexed quantum memory with 225 individually accessible memory cells,” *Nature communications*, vol. 8, no. 1, pp. 1–6, 2017.
- [5] K. Azuma, K. Tamaki, and H.-K. Lo, “All-photonic quantum repeaters,” *Nature communications*, vol. 6, no. 1, pp. 1–7, 2015.
- [6] S. Shi and C. Qian, “Concurrent entanglement routing for quantum networks: model and designs,” in *Proceedings of the Annual conference of the ACM Special Interest Group on Data Communication on the applications, technologies, architectures, and protocols for computer communication*, 2020, pp. 62–75.
- [7] Z. Li, K. Xue, J. Li, N. Yu, J. Liu, D. S. Wei, Q. Sun, and J. Lu, “Building a large-scale and wide-area quantum internet based on an osi-alike model,” *China Communications*, vol. 18, no. 10, pp. 1–14.
- [8] L. Bugalho, B. C. Coutinho, and Y. Omar, “Distributing multipartite entanglement over noisy quantum networks,” *arXiv preprint arXiv:2103.14759*, 2021.
- [9] C. Li, T. Li, Y.-X. Liu, and P. Cappellaro, “Effective routing design for remote entanglement generation on quantum networks,” *npj Quantum Information*, vol. 7, no. 1, pp. 1–12, 2021.
- [10] Y. Zhao and C. Qiao, “Redundant entanglement provisioning and selection for throughput maximization in quantum networks,” in *IEEE INFOCOM 2021-IEEE Conference on Computer Communications*. IEEE, 2021.
- [11] Q. Jia, K. Xue, Z. Li, M. Zheng, D. S. Wei, and N. Yu, “An improved QKD protocol without public announcement basis using periodically derived basis,” *Quantum Information Processing*, vol. 20, no. 2, pp. 1–11, 2021.
- [12] A. Dahlberg, M. Skrzypczyk, T. Coopmans, L. Wubben *et al.*, “A link layer protocol for quantum networks,” in *Proceedings of the ACM Special Interest Group on Data Communication*, 2019, pp. 159–173.
- [13] S. Pirandola, “End-to-end capacities of a quantum communication network,” *Communications Physics*, vol. 2, no. 1, pp. 1–10, 2019.
- [14] G. Vardoyan, S. Guha, P. Nain, and D. Towsley, “On the stochastic analysis of a quantum entanglement switch,” *ACM SIGMETRICS Performance Evaluation Review*, vol. 47, no. 2, pp. 27–29, 2019.
- [15] M. Pant, H. Krovi, D. Towsley, L. Tassioulas, L. Jiang, P. Basu, D. Englund, and S. Guha, “Routing entanglement in the quantum internet,” *npj Quantum Information*, vol. 5, no. 1, pp. 1–9, 2019.
- [16] L. Gyongyosi and S. Imre, “Decentralized base-graph routing for the quantum internet,” *Physical Review A*, vol. 98, no. 2, p. 022310, 2018.
- [17] M. Caleffi, “Optimal routing for quantum networks,” *IEEE Access*, vol. 5, pp. 22 299–22 312, 2017.
- [18] L. Gyongyosi and S. Imre, “Adaptive routing for quantum memory failures in the quantum internet,” *Quantum Information Processing*, vol. 18, no. 2, p. 52, 2019.
- [19] S. Zhang, S. Shi, C. Qian, and K. L. Yeung, “Fragmentation-aware entanglement routing for quantum networks,” *Journal of Lightwave Technology*, 2021.
- [20] P. C. Humphreys, N. Kalb, J. P. Morits, R. N. Schouten, R. F. Vermeulen, D. J. Twitchen, M. Markham, and R. Hanson, “Deterministic delivery of remote entanglement on a quantum network,” *Nature*, vol. 558, no. 7709, pp. 268–273, 2018.
- [21] X.-M. Hu, C.-X. Huang, Y.-B. Sheng, L. Zhou, B.-H. Liu, Y. Guo, C. Zhang, W.-B. Xing, Y.-F. Huang, C.-F. Li *et al.*, “Long-distance entanglement purification for quantum communication,” *Physical Review Letters*, vol. 126, no. 1, p. 010503, 2021.
- [22] H. Leone, N. R. Miller, D. Singh, N. K. Langford, and P. P. Rohde, “Qunet: Cost vector analysis & multi-path entanglement routing in quantum networks,” *arXiv preprint arXiv:2105.00418*, 2021.
- [23] R. Van Meter, T. D. Ladd, W. J. Munro, and K. Nemoto, “System design for a long-line quantum repeater,” *IEEE/ACM Transactions on Networking*, vol. 17, no. 3, pp. 1002–1013, 2008.
- [24] L. Childress, J. Taylor, A. S. Sørensen, and M. D. Lukin, “Fault-tolerant quantum repeaters with minimal physical resources and implementations based on single-photon emitters,” *Physical Review A*, vol. 72, no. 5, p. 052330, 2005.
- [25] S. Perseguers, G. Lapeyre Jr, D. Cavalcanti, M. Lewenstein, and A. Acín, “Distribution of entanglement in large-scale quantum networks,” *Reports on Progress in Physics*, vol. 76, no. 9, p. 096001, 2013.
- [26] R. Van Meter, T. Satoh, T. D. Ladd, W. J. Munro, and K. Nemoto, “Path selection for quantum repeater networks,” *Networking Science*, vol. 3, no. 1–4, pp. 82–95, 2013.
- [27] J. Y. Yen, “Finding the k shortest loopless paths in a network,” *Management Science*, vol. 17, no. 11, pp. 712–716, 1971.
- [28] J. Li, H. Lu, K. Xue, and Y. Zhang, “Temporal netgrid model-based dynamic routing in large-scale small satellite networks,” *IEEE Transactions on Vehicular Technology*, vol. 68, no. 6, pp. 6009–6021, 2019.
- [29] T. H. Szymanski, “Max-flow min-cost routing in a future-internet with improved qos guarantees,” *IEEE Transactions on Communications*, vol. 61, no. 4, pp. 1485–1497, 2013.
- [30] R. K. Ahuja, T. L. Magnanti, and J. B. Orlin, “Network flows: theory, algorithms, and applications,” 1993.
- [31] T. Zhang, H. Li, J. Li, S. Zhang, and H. Shen, “A dynamic combined flow algorithm for the two-commodity max-flow problem over delay-tolerant networks,” *IEEE Transactions on Wireless Communications*, vol. 17, no. 12, pp. 7879–7893, 2018.
- [32] K. Chakraborty, D. Elkouss, B. Rijnsman, and S. Wehner, “Entanglement distribution in a quantum network: A multicommodity flow-based approach,” *IEEE Transactions on Quantum Engineering*, vol. 1, pp. 1–21, 2020.
- [33] R. Van Meter, *Quantum networking*. John Wiley & Sons, 2014.
- [34] W. J. Munro, K. Azuma, K. Tamaki, and K. Nemoto, “Inside quantum repeaters,” *IEEE Journal of Selected Topics in Quantum Electronics*, vol. 21, no. 3, pp. 78–90, 2015.
- [35] C. H. Bennett, G. Brassard, S. Popescu, B. Schumacher, J. A. Smolin, and W. K. Wootters, “Purification of noisy entanglement and faithful teleportation via noisy channels,” *Physical review letters*, vol. 76, no. 5, p. 722, 1996.
- [36] W. Dür and H. J. Briegel, “Entanglement purification and quantum error correction,” *Reports on Progress in Physics*, vol. 70, no. 8, p. 1381, 2007.
- [37] “Quantum Networks Simulator,” *Github*, Dec. 2021, [Online]. Available: <https://github.com/ertuil/QuantNetSim>.
- [38] S. Orłowski, R. Wessäly, M. Pióro, and A. Tomaszewski, “SNDlib 1.0—survivable network design library,” *Networks: An International Journal*, vol. 55, no. 3, pp. 276–286, 2010.
- [39] B. M. Waxman, “Routing of multipoint connections,” *IEEE Journal on Selected Areas in Communications*, vol. 6, no. 9, pp. 1617–1622, 1988.



**Jian Li** (M’20) received his B.S. degree from the Department of Electronics and Information Engineering, Anhui University, in 2015, and received Ph.D degree from the Department of Electronic Engineering and Information Science (EEIS), University of Science and Technology of China (USTC), in 2020. From Nov. 2019 to Nov. 2020, he was a visiting scholar with the Department of Electronic and Computer Engineering, University of Florida. He is currently a Post-Doctoral fellow with the Department of EEIS, USTC. His research interests


include wireless communications, satellite-terrestrial integrated networks, and quantum networking.



**Mingjun Wang** received his bachelor's degree from the School of Information Science and Technology, University of Science and Technology of China (USTC) in 2015. He is now a graduate student in the School of Cyber Science and Technology, USTC. His research interest is quantum networks.



**Jun Lu** received his bachelor's degree from southeast university in 1985 and his master's degree from the Department of Electronic Engineering and Information Science (EEIS), University of Science and Technology of China (USTC), in 1988. Currently, he is a professor in the Department of EEIS, USTC. His research interests include theoretical research and system development in the field of integrated electronic information systems. He is an Academician of the Chinese Academy of Engineering (CAE).



**Kaiping Xue** (M'09-SM'15) received his bachelor's degree from the Department of Information Security, University of Science and Technology of China (USTC), in 2003 and received his Ph.D. degree from the Department of Electronic Engineering and Information Science (EEIS), USTC, in 2007. From May 2012 to May 2013, he was a postdoctoral researcher with Department of Electrical and Computer Engineering, University of Florida. Currently, he is a Professor in the School of Cyber Security and the Department of EEIS, USTC. His research

interests include next-generation Internet, distributed networks and network security. Dr. Xue has authored and co-authored more than 80 technical papers in the areas of communication networks and network security. He serves on the Editorial Board of several journals, including the IEEE Transactions on Wireless Communications (TWC), the IEEE Transactions on Network and Service Management (TNSM), and Ad Hoc Networks. He is an IET Fellow and an IEEE Senior Member.



**Nenghai Yu** received the B.S. degree from the Nanjing University of Posts and Telecommunications, Nanjing, China, in 1987, the M.E. degree from Tsinghua University, Beijing, China, in 1992, and the Ph.D. degree from the Department of Electronic Engineering and Information Science (EEIS), University of Science and Technology of China (USTC), Hefei, China, in 2004. Currently, he is a Professor in the School of Cyber Security and the School of Information Science and Technology, USTC. He is the Executive Dean of the School of Cyber Security,

USTC, and the Director of the Information Processing Center, USTC. He has authored or co-authored more than 130 papers in journals and international conferences. His research interests include multimedia security, multimedia information retrieval, video processing, and information hiding.



**Qibin Sun** (F'11) received the Ph.D. degree from the Department of Electronic Engineering and Information Science (EEIS), University of Science and Technology of China (USTC), in 1997. From 1996 to 2007, he was with the Institute for Infocomm Research, Singapore, where he was responsible for industrial as well as academic research projects in the area of media security, image and video analysis, etc. He was the Head of Delegates of Singapore in ISO/IEC SC29 WG1(JPEG). He worked at Columbia University during 2000–2001

as a Research Scientist. Currently, he is a professor in the School of Cyber Security, USTC. His research interests include multimedia security, network intelligence and security and so on. He led the effort to successfully bring the robust image authentication technology into ISO JPEG2000 standard Part 8 (Security). He has published more than 120 papers in international journals and conferences. He is an IEEE Fellow.