

Numerical methods to evaluate Koopman matrix from system equations

Jun Ohkubo^{1,2}

¹ Graduate School of Science and Engineering, Saitama University,
255 Shimo-Okubo, Sakura-ku, Saitama 338-8570, Japan

² JST, PRESTO, 4-1-8 Honcho, Kawaguchi, Saitama 332-0012, Japan

E-mail: johkubo@mail.saitama-u.ac.jp

Abstract. A method that is employed to evaluate a Koopman matrix from a data set of snapshot pairs is the extended dynamical mode decomposition (EDMD). The Koopman operator is a linear but infinite-dimensional operator that governs the evolution of observables, and is beneficial when employed in the analysis of dynamics. The Koopman matrix corresponds to an approximation of the Koopman operator, requiring a specific dictionary to represent the operator. In this study, an alternative approach for evaluating the Koopman matrix for stochastic differential equations has been proposed. Using the system equations the Koopman matrix can be directly derived without any sampling. Hence, this approach is complementary to a data-driven approach provided a prior knowledge of the system equations is available. The proposed method comprises combinatorics, an approximation of the resolvent, and extrapolations. Comparisons with the EDMD have also been demonstrated considering a noisy van der Pol system. The proposed method yields reasonable results even in cases wherein the EDMD exhibits a slow convergence behavior.

1. Introduction

Recently, the Koopman operator has garnered attention in the research fields of physics and data analysis. It focuses on observables instead of the system states in dynamical systems. Moreover, even when a system is nonlinear, the Koopman operator is linear albeit infinite-dimensional. Consequently, powerful tools used in operator theory, such as spectral analysis, can be utilized to investigate nonlinear systems owing to the Koopman operator. Specifically, data-driven approaches, such as dynamic mode decomposition [1] and the extended dynamic mode decomposition (EDMD) [2], have enabled the analysis of various information regarding systems from a set of snapshot pairs. In addition, with the aid of a dictionary, the EDMD yields the Koopman matrix, which corresponds to a finite-dimensional approximated representation of the Koopman operator. Further, the eigenvalues and eigenfunctions of the Koopman matrix possess rich information regarding the system dynamics. Consequently, the data-driven approach of the Koopman operator formalism has been applied to various research fields

such as spectral analysis [3–7], system control [8,9], and model estimation [10]. Recently, even an application of the Koopman operator to neural networks has been discussed [11].

The Koopman operator approach can be applied to stochastic systems. As shown in [2], solutions of the backward Kolmogorov equation yielded the Koopman operator. However, the backward Kolmogorov equation is a partial differential equation, and if dimension is high solving it becomes computationally challenging. In [2], the EDMD was applied to a stochastic system via generation of sample paths through Monte Carlo simulations, which confirmed the applicability of EDMD even for stochastic cases. However, if prior knowledge of system equations is available, it would be preferable to evaluate the Koopman operator (matrix) in the absence of sampling. Moreover, a method complementary to the data-driven approach enables an efficient approach to the Koopman operator; for example, the size of data for the EDMD may be reduced if the first guess of the Koopman matrix is evaluated from the system equations.

In this study, a complementary numerical method for the Koopman operator approach has been proposed, wherein the Koopman matrix is directly evaluated only using the system equations. We focused on stochastic differential equations, including deterministic dynamical systems as the special cases. In addition, a concept of a dual stochastic process has been employed to obtain the Koopman matrix. First, a basis expansion provides a dual (stochastic) process from the backward Kolmogorov equation [12,13], and the discussions based on combinatorics are available. Second, the connection between the dual process and the Koopman matrix has been clarified. Third, the exponential of reverse time-evolution was evaluated by employing a resolvent, which yielded a practical numerical method. Further, the one variable case reported in [14] was extended to multivariate cases, and an explicit form has been developed. These are beneficial in the construction of a concrete algorithm based on dynamic programming. Furthermore, an extrapolation technique has been proposed as well.

The remainder of the paper is organized as follows. In section 2, the Koopman operator and the EDMD method have been briefly reviewed. Section 3 presents the primary contribution of this study, wherein discussions to connect the dual process with the Koopman operator formalism have been presented. In addition, explicit formulations based on the resolvent and extrapolation have also been proposed. To verify its applicability, the proposed method was applied to a concrete example, that is, a noisy van der Pol system, in section 4. Moreover, comparisons with the EDMD method have also been provided. Finally, section 5 concludes this paper.

2. Previous knowledge for Koopman operator

2.1. Koopman operator

First, a brief explanation for the Koopman operator is provided. For further details refer to [15].

Consider $\mathcal{M} \subseteq \mathbb{R}^D$ to be a state space. For a state $\mathbf{x} \in \mathcal{M}$, consider a discrete-time

deterministic process

$$\mathbf{x} \mapsto \mathbf{F}(\mathbf{x}), \quad (1)$$

where $\mathbf{F} : \mathcal{M} \rightarrow \mathcal{M}$ is the time-evolution operator; that is, for a discrete time step $\ell \in \mathbb{Z}$, a dynamical system can be defined as follows:

$$\mathbf{x}(\ell + 1) = \mathbf{F}(\mathbf{x}(\ell)), \quad \mathbf{x}(\ell) \in \mathcal{M}. \quad (2)$$

The Koopman formalism focuses on the time-evolution of observables, which are represented by functions on the state space \mathcal{M} in a suitable function space. Consider the Hilbert space

$$L^2(\mathcal{M}, \rho) = \{ \phi : \mathcal{M} \rightarrow \mathbb{C} : \|\phi\|_{L^2(\mathcal{M}, \rho)} < \infty \}, \quad (3)$$

where the inner product is defined as

$$(\phi_1, \phi_2) = \int_{\mathcal{M}} \phi_1(\mathbf{x}) \overline{\phi_2(\mathbf{x})} \rho(d\mathbf{x}) \quad (4)$$

and the norm is expressed as

$$\|\phi\|_{L^2(\mathcal{M}, \rho)} = \left(\int_{\mathcal{M}} |\phi(\mathbf{x})|^2 \rho(d\mathbf{x}) \right)^{\frac{1}{2}}. \quad (5)$$

Consequently, the Koopman operator \mathcal{K} can be defined as an operator acting on $L^2(\mathcal{M}, \rho)$ such that, for an observable $\phi \in L^2(\mathcal{M}, \rho)$, we obtain

$$\mathcal{K}\phi = \phi \circ \mathbf{F}. \quad (6)$$

In [2], the stochastic version has already been discussed. For a discrete-time Markov process,

$$\mathbf{x} \mapsto \mathbf{F}(\mathbf{x}; \boldsymbol{\omega}), \quad (7)$$

the stochastic Koopman operator is defined as

$$(\mathcal{K}\phi)(\mathbf{x}) = \mathbb{E}[\phi(\mathbf{F}(\mathbf{x}; \boldsymbol{\omega}))], \quad (8)$$

where $\boldsymbol{\omega} \in \Omega_s$ is an element in the probability space associated with the stochastic dynamics Ω_s and the probability measure P . Further, $\mathbb{E}[\cdot]$ denotes the expected value over that space, and $\phi \in L^2(\mathcal{M}, \rho)$ is a scalar observable.

The Koopman operator is linear even when the system exhibits nonlinearity. Although the Koopman operator is infinite-dimensional, from the perspective of computation, the linear action of the Koopman operator is preferable. Consequently, its corresponding finite-dimensional matrix representation can be approximately obtained. This linear feature has been exploited in several applications such as spectral analysis and mode analysis (for example, see [2].)

Therefore, obtaining the Koopman operator is the remaining problem. As explained later, a numerical method has been widely employed, wherein the Koopman matrix was evaluated from data.

2.2. Extended Dynamical Mode Decomposition

The Koopman operator cannot be exactly described as a finite-dimensional matrix. Thus, certain approximation is necessary. Consequently, a Koopman matrix is obtained instead of the Koopman operator. The Koopman matrix possesses a finite dimension, which dimension depends on the size of the dictionary. EDMD is one method employed for evaluating the Koopman matrix from data [2]. Here, the EDMD is briefly reviewed.

The EDMD procedure requires a data set of snapshot pairs and a dictionary of observables. The snapshot pairs are denoted as $\{(\mathbf{x}_n, \mathbf{y}_n)\}_{n=1}^{N_{\text{data}}}$, where

$$\mathbf{x}_n = (x_{n1} \quad x_{n2} \quad \cdots \quad x_{nD})^T \quad (9)$$

and

$$\mathbf{y}_n = \mathbf{F}(\mathbf{x}_n). \quad (10)$$

N_{data} represents the number of snapshot pairs. Approximating the Koopman operator \mathcal{K} in the form of a finite-dimensional matrix K requires the dictionary of observables. Subsequently, a dictionary $\boldsymbol{\psi}(\mathbf{x})$ is selected with the size N_{dic} as

$$\boldsymbol{\psi}(\mathbf{x}) = \left(\psi_1(\mathbf{x}) \quad \psi_2(\mathbf{x}) \quad \cdots \quad \psi_{N_{\text{dic}}}(\mathbf{x}) \right)^T, \quad (11)$$

where $\psi_i : \mathcal{M} \rightarrow \mathbb{C}$ for $i = 1, \dots, N_{\text{dic}}$. The dictionary spans a subspace $\mathcal{F}_{\boldsymbol{\psi}} \subseteq L^2(\mathcal{M}, \rho)$. Using the dictionary, an observable $\phi(\mathbf{x}) \in L^2(\mathcal{M}, \rho)$ can be represented as

$$\begin{cases} \phi(\mathbf{x}) = \sum_{i=1}^{N_{\text{dic}}} a_i^\phi \psi_i(\mathbf{x}) & \text{for } \phi(\mathbf{x}) \in \mathcal{F}_{\boldsymbol{\psi}}, \\ \phi(\mathbf{x}) \simeq \sum_{i=1}^{N_{\text{dic}}} a_i^\phi \psi_i(\mathbf{x}) & \text{for } \phi(\mathbf{x}) \notin \mathcal{F}_{\boldsymbol{\psi}}, \end{cases} \quad (12)$$

where $\{a_i^\phi\}_{i=1}^{N_{\text{dic}}}$ are the expansion coefficients. The finite-size dictionary has been employed, and hence observables outside of the subspace $\mathcal{F}_{\boldsymbol{\psi}}$ are only approximately represented. In such a case, the action of the Koopman operator is expressed as

$$\mathcal{K}\phi(\mathbf{x}) \simeq \sum_{i=1}^{N_{\text{dic}}} a_i^\phi (\mathcal{K}\psi_i(\mathbf{x})). \quad (13)$$

If $\phi(\mathbf{x}) \in \mathcal{F}_{\boldsymbol{\psi}}$, (13) yields an exact equality.

Here, the Koopman operator is approximated by a finite-size matrix K as follows:

$$\begin{pmatrix} \mathcal{K}\psi_1(\mathbf{x}) \\ \mathcal{K}\psi_2(\mathbf{x}) \\ \vdots \\ \mathcal{K}\psi_{N_{\text{dic}}}(\mathbf{x}) \end{pmatrix} = \mathcal{K}\boldsymbol{\psi}(\mathbf{x}) \simeq K\boldsymbol{\psi}(\mathbf{x}). \quad (14)$$

To determine the Koopman matrix K , the following cost function is introduced:

$$J(K) = \sum_{n=1}^{N_{\text{data}}} \|\boldsymbol{\psi}(\mathbf{y}_n) - K\boldsymbol{\psi}(\mathbf{x}_n)\|^2. \quad (15)$$

Thus, the consistency of the time-evolution of the dictionary for the snapshot pairs has been considered and consequently, the values of observables following the time-evolution can be evaluated as a result of the linear action of the matrix K .

The Koopman matrix K is obtained by minimizing the cost function in (15). A simple derivation has been presented in Appendix A. The derivation provides the following result:

$$K = AG^{-1}, \quad (16)$$

where

$$A = \frac{1}{N} \sum_{n=1}^{N_{\text{data}}} \boldsymbol{\psi}(\mathbf{y}_n)^T \boldsymbol{\psi}(\mathbf{x}_n), \quad (17)$$

$$G = \frac{1}{N} \sum_{n=1}^{N_{\text{data}}} \boldsymbol{\psi}(\mathbf{x}_n)^T \boldsymbol{\psi}(\mathbf{x}_n), \quad (18)$$

Moreover, G is assumed to be a non-singular matrix. Although a pseudo-inverse matrix was used in [2], the matrix G is square, and it may be non-singular for a sufficiently large data size. Therefore, the inverse matrix was employed here.

Using the obtained Koopman matrix, the time-evolution of an observable can be easily calculated by performing linear calculation only, as follows:

$$\phi(\mathbf{y}_n) \simeq (a_1^\phi \quad a_2^\phi \quad \cdots \quad a_{N_{\text{dic}}}^\phi) K \begin{pmatrix} \psi_1(\mathbf{x}_n) \\ \psi_2(\mathbf{x}_n) \\ \vdots \\ \psi_{N_{\text{dic}}}(\mathbf{x}_n) \end{pmatrix}. \quad (19)$$

There exists a notion regarding the choice of the dictionary. Although an arbitrary one may be used, in the following discussions, the dictionary has been fixed in the monomials. Let $\boldsymbol{\alpha}_s = (\alpha_{1,s}, \dots, \alpha_{D,s})$ and $\alpha_{d,s} \in \mathbb{N}_0$ for $d = 1, \dots, D$. Then,

$$\psi_s(\mathbf{x}) = x_1^{\alpha_{1,s}} \cdots x_D^{\alpha_{D,s}} = \mathbf{x}^{\boldsymbol{\alpha}_s}. \quad (20)$$

This dictionary was chosen as such because it connects the Koopman matrix evaluated from the EDMD and that from stochastic differential equations naturally, which has been shown in subsequent section.

In addition, there exists a notice regarding the EDMD algorithm. The notations used above slightly differ from [2], that is, all vectors have been defined as column vectors in this study. This definition would be familiar with physicists because the left-action of the Koopman operator on observables provides the time-evolution.

3. Proposal of numerical methods for evaluating Koopman matrix

This section presents the primary contribution of this study; that is, the numerical evaluation of the Koopman matrix for stochastic differential equations without using any dataset. The system equations and combinatorics have been utilized to obtain the matrix elements directly.

After a brief review of the stochastic differential equations, the connection with the Koopman operator is introduced. Thereafter, based on the discussion for the dual stochastic process reported in [12, 13], a formal discussion for the evaluation of the

Koopman matrix has been explained. Furthermore, a novel numerical technique based on extrapolation has been proposed.

3.1. Stochastic differential equations and statistics

Consider a state space $\mathcal{M} \subseteq \mathbb{R}^D$ and a vector of stochastic variables $\mathbf{X} \in \mathcal{M}$. In contrast to section 2.1, herein, a system is treated with a continuous time $t \in \mathbb{R}$. The time-evolution of the system is provided as the following coupled stochastic differential equations [16]:

$$d\mathbf{X} = \mathbf{a}(\mathbf{X}, t)dt + B(\mathbf{X}, t)d\mathbf{W}(t), \quad (21)$$

where $\mathbf{a}(\mathbf{X}, t)$ is a drift coefficient vector and $B(\mathbf{X}, t)$ is a diffusion matrix. Further, components of the vector of Wiener processes $\mathbf{W}(t)$ satisfy

$$dW_i(t)dW_j(t) = \delta_{ij}dt. \quad (22)$$

The stochastic differential equations in (21) has a corresponding Fokker-Planck equation as follows [16]:

$$\frac{\partial}{\partial t}p(\mathbf{x}, t) = - \sum_i \frac{\partial}{\partial x_i} (a_i(\mathbf{x}, t)p(\mathbf{x}, t)) + \frac{1}{2} \sum_{i,j} \frac{\partial^2}{\partial x_i \partial x_j} \left([B(\mathbf{x}, t)B(\mathbf{x}, t)^T]_{ij} p(\mathbf{x}, t) \right), \quad (23)$$

where $p(\mathbf{x}, t)$ is the probability density function for $\mathbf{x} \in \mathcal{M}$ at time t . When we consider the time-evolution from t_i to t_f , an expectation value for $\phi \in L^2(\mathcal{M}, \rho)$ can be evaluated as

$$\mathbb{E}_{t_f} [\phi(\mathbf{X})] = \int_{\mathcal{M}} \phi(\mathbf{x})p(\mathbf{x}, t_f)d\mathbf{x}. \quad (24)$$

3.2. Connection of stochastic differential equations to Koopman operator

In general, obtaining an explicit solution for the probability density function is a challenge. As a result, typically, Monte Carlo simulations for the stochastic differential equations are employed to generate sample paths, and an approximate solution for $p(\mathbf{x}, t_f)$ is evaluated. However, using the Koopman formalism, the expectation (24) can be evaluated without the need to solve the Fokker-Planck equation; that is, the stochastic Koopman operator \mathcal{K} yields the corresponding function φ from the observable ϕ . Here, it is assumed that an initial condition for the probability density function at time t_i is expressed as

$$p(\mathbf{x}, t_i) = \delta(\mathbf{x} - \mathbf{x}_i), \quad (25)$$

where $\delta(\cdot)$ is the Dirac delta function. By focusing only on the final results of the time-evolution of the stochastic differential equations (or the corresponding Fokker-Planck equation) from t_i to t_f , it can be considered as the time-evolution of a discrete-time system. Consequently there exists a corresponding Koopman operator \mathcal{K} . Defining $\varphi = \mathcal{K}\phi$, we have

$$(\mathcal{K}\phi)(\mathbf{x}_i) = \varphi(\mathbf{x}_i) = \mathbb{E}_{t_f} [\phi(\mathbf{X})]. \quad (26)$$

Thus, obtaining the Koopman operator is the remaining problem. Similar to the case of the EDMD, a finite-size Koopman matrix K was evaluated instead of the infinite-dimensional operator \mathcal{K} . However, in contrast to the EDMD, the Koopman matrix was numerically evaluated from the system equation directly, without using the data of snapshot pairs.

3.3. Evaluation of Koopman matrix from dual process

First, the Fokker-Planck equation can be rewritten in (23) as follows:

$$\frac{\partial}{\partial t} p(\mathbf{x}, t) = \mathcal{L} p(\mathbf{x}, t), \quad (27)$$

where

$$\mathcal{L} = - \sum_i \frac{\partial}{\partial x_i} a_i(\mathbf{x}, t) + \frac{1}{2} \sum_{i,j} \frac{\partial^2}{\partial x_i \partial x_j} [B(\mathbf{x}, t) B(\mathbf{x}, t)^\top]_{ij} \quad (28)$$

is the time-evolution operator. For the initial condition of Fokker-Planck equation as the Dirac delta function, the calculation of expectation values can be reformulated as follows:

$$\begin{aligned} \mathbb{E} [x_1^{\alpha_1} \cdots x_D^{\alpha_D}] &= \mathbb{E} [\mathbf{x}^\alpha] \\ &= \int \mathbf{x}^\alpha p(\mathbf{x}, t) d\mathbf{x} \\ &= \int \mathbf{x}^\alpha (e^{\mathcal{L}t} \delta(\mathbf{x} - \mathbf{x}_0)) d\mathbf{x} \\ &= \int (e^{\mathcal{L}^\dagger t} \mathbf{x}^\alpha) \delta(\mathbf{x} - \mathbf{x}_0) d\mathbf{x} \\ &= \int \varphi_\alpha(\mathbf{x}, t) \delta(\mathbf{x} - \mathbf{x}_0) d\mathbf{x} \\ &= \varphi_\alpha(\mathbf{x}_0, t), \end{aligned} \quad (29)$$

where

$$\mathcal{L}^\dagger = \sum_i a_i(\mathbf{x}, t) \frac{\partial}{\partial x_i} + \frac{1}{2} \sum_{i,j} [B(\mathbf{x}, t) B(\mathbf{x}, t)^\top]_{ij} \frac{\partial^2}{\partial x_i \partial x_j} \quad (30)$$

is the adjoint operator of \mathcal{L} . As discussed in [13], the adjoint operator can be easily obtained on performing integration by parts. Further, the function $\varphi_\alpha(\mathbf{x}, t)$ obeys the following time-evolution equation (the backward Kolmogorov equation):

$$\frac{d}{dt} \varphi_\alpha(\mathbf{x}, t) = \mathcal{L}^\dagger \varphi_\alpha(\mathbf{x}, t), \quad (31)$$

where the initial condition is $\varphi_\alpha(\mathbf{x}, t_i) = \mathbf{x}^\alpha$. However, $\varphi_\alpha(\mathbf{x}, t)$ is not a probability density function; there is not the probability conservation law.

The dual (stochastic) process can be derived from the basis function for $\varphi_\alpha(\mathbf{x}, t)$ as follows:

$$\varphi_\alpha(\mathbf{x}, t) = \sum_{\mathbf{n}} P_\alpha(\mathbf{n}, t) \mathbf{x}^\mathbf{n}, \quad (32)$$

where $\mathbf{n} = (n_1, \dots, n_D)$ and $n_d \in \mathbb{N}_0$. $\{P_\alpha(\mathbf{n}, t)\}$ are the expansion coefficients. Here, the simple functions $\{\mathbf{x}^{\mathbf{n}}\}$ are employed as the basis. Although other basis functions such as Hermite polynomials as shown in [13], may be employed, for simplicity, the following explanation has been restricted to the cases with the simple basis.

Using the ket-notation $|\mathbf{n}\rangle \equiv \mathbf{x}^{\mathbf{n}}$, (32) can be rewritten as

$$\varphi_\alpha(\mathbf{x}, t) = \sum_{\mathbf{n}} P_\alpha(\mathbf{n}, t) |\mathbf{n}\rangle. \quad (33)$$

When the coefficient functions in (30) are denoted only simple polynomials of \mathbf{x} , the action of \mathcal{L}^\dagger on $\varphi_\alpha(\mathbf{x}, t)$ yields coupled ordinary differential equations for $\{P_\alpha(\mathbf{n}, t)\}$. After recovering stochasticity as reported in [12,13], the derived equations correspond to chemical master equations, which can be numerically solved using conventional Runge-Kutta methods or Monte Carlo methods such as the Gillespie algorithm [17]. However, the approach based on coupled ordinary differential equations is not employed here. The coefficients $\{P_\alpha(\mathbf{n}, t)\}$ directly correspond to the elements of the Koopman matrix, with α and \mathbf{n} indicating the row column of the matrix, respectively. Thus, we aimed to evaluate the coefficients numerically. However, owing to the high dimension the direct time-evolution of the coupled ordinary differential equations is intractable. Moreover, all the elements of the Koopman matrix need not be evaluated because a finite-dimensional approximation is employed at the end. The subsequent discussion introduces the method based on combinatorics.

There exists comment regarding a previous study. In [18], the Koopman approach has been connected with the dual process of the Hamilton-Jacobi-Bellman equation in control theory. In addition, the concept of dual process has also been used. However, the Koopman operator formalism has not yet considered and discussed the usage of the dual process of the stochastic differential equations. The above explicit basis expansion clarifies the connection between the expansion coefficients and elements of the Koopman matrix.

Thus, in the subsequent discussions, we restrict ourselves to cases wherein coefficient functions in the time-evolution operator \mathcal{L}^\dagger in (30) have simple polynomial forms; that is, both $a_i(\mathbf{x}, t)$ and $B(\mathbf{x}, t)$ are expressed as polynomials in \mathbf{x} . Consequently, the action of each term in \mathcal{L}^\dagger simply changes the state vector $|\mathbf{n}\rangle$. For example,

$$x_d |\mathbf{n}\rangle = x_d \times (x_1^{n_1} \dots x_d^{n_d} \dots x_D^{n_D}) = x_1^{n_1} \dots x_d^{n_d+1} \dots x_D^{n_D} = |\mathbf{n} + \mathbf{1}_d\rangle, \quad (34)$$

where $\mathbf{1}_d$ is a standard basis vector with all its components as zero except the d -th element that equals 1. In a similar manner

$$\partial_{x_d} |\mathbf{n}\rangle = \partial_{x_d} (x_1^{n_1} \dots x_d^{n_d} \dots x_D^{n_D}) = n_d x_1^{n_1} \dots x_d^{n_d-1} \dots x_D^{n_D} = n_d |\mathbf{n} - \mathbf{1}_d\rangle. \quad (35)$$

In general, the state vector is represented as the direct product

$$|\mathbf{n}\rangle = |n_1\rangle \otimes \dots \otimes |n_D\rangle, \quad (36)$$

and the action of a term in \mathcal{L}^\dagger can be expressed as

$$x_d^{m^+} \frac{\partial^{m^-}}{\partial x_d^{m^-}} |n_d\rangle = x_d^{m^+} \frac{\partial^{m^-}}{\partial x_d^{m^-}} x_d^{n_d}$$

$$\begin{aligned}
 &= \frac{n_d!}{(n_d - m^-)!} x_d^{n_d - m^- + m^+} \\
 &= \frac{n_d!}{(n_d - m^-)!} |n_d - m^- + m^+\rangle
 \end{aligned} \tag{37}$$

for $m^- \geq n_d$; otherwise, the r.h.s in (37) is zero.

Here, it is convenient to treat the drift and diffusion terms in (30) without distinction. Further, upon introducing the following ‘bra’ notation

$$\langle \mathbf{n}' | = \int d\mathbf{x} \delta(\mathbf{x}) \left(\frac{d}{d\mathbf{x}} \right)^{\mathbf{n}'} (\cdot), \tag{38}$$

the bra and ket vectors satisfy

$$\langle \mathbf{n}' | \mathbf{n} \rangle = \mathbf{n}'! \delta_{\mathbf{n}', \mathbf{n}}, \tag{39}$$

where $\mathbf{n}'! \equiv n_1'! n_2'! \cdots n_D'!$. Then, we obtain the following decomposition of unity:

$$\mathbf{1} = \sum_{\mathbf{n}} \frac{1}{\mathbf{n}'!} |\mathbf{n}'\rangle \langle \mathbf{n}'|. \tag{40}$$

Acting \mathcal{L}^\dagger to the decomposition of unity in (40) from the left, \mathcal{L}^\dagger in (30) can be rewritten as the following notation:

$$\mathcal{L}^\dagger = \sum_{r=1}^R \sum_{\mathbf{n}} \gamma_r(\mathbf{n}) \frac{1}{\mathbf{n}'!} |\mathbf{n} + \mathbf{v}_r\rangle \langle \mathbf{n}'|, \tag{41}$$

where $\gamma_r(\mathbf{n})$ is the state-dependent coefficient and \mathbf{v}_r is the vector for the state change, which can be calculated using (37). In this study, the target is the stochastic differential equations. Hence, functional forms of the terms in \mathcal{L}^\dagger have been restricted into two cases. The first case is as follows:

$$c x_1^{m_1} \cdots x_D^{m_D} \frac{\partial}{\partial x_i} |\mathbf{n}'\rangle = c n_i |\mathbf{n} + \mathbf{v}_i\rangle, \tag{42}$$

where c is a state-independent constant, $m_i \in \mathbb{N}_0$ for $i = 1, \dots, D$, and

$$\mathbf{v}_i = [m_1, \dots, m_i - 1, \dots, m_D]. \tag{43}$$

The second case is:

$$c x_1^{m_1} \cdots x_D^{m_D} \frac{\partial}{\partial x_i} \frac{\partial}{\partial x_j} |\mathbf{n}'\rangle = \begin{cases} c_i n_i (n_i - 1) |\mathbf{n} + \mathbf{v}_i\rangle & \text{if } i = j, \\ c_i n_i n_j |\mathbf{n} + \mathbf{v}_i\rangle & \text{otherwise,} \end{cases} \tag{44}$$

where

$$\mathbf{v}_i = \begin{cases} [m_1, \dots, m_i - 2, \dots, m_D] & \text{if } i = j, \\ [m_1, \dots, m_i - 1, \dots, m_j - 1, \dots, m_D] & \text{otherwise.} \end{cases} \tag{45}$$

Using (42) and (44), the coefficient functions $\{\gamma_r(\mathbf{n})\}$ in (41) can be explicitly calculated.

Let T be the time-interval of the time-evolution, that is, $T \equiv t_f - t_i$. Consequently, the solution can be formally written as:

$$\varphi_{\alpha}(\mathbf{x}, T) = e^{\mathcal{L}^\dagger T} |\alpha\rangle. \tag{46}$$

To evaluate $P_\alpha(\mathbf{n}, T)$, the time-evolution operator must be split with a small-time interval, that is,

$$e^{\mathcal{L}^\dagger T} = e^{\mathcal{L}^\dagger \Delta t} \dots e^{\mathcal{L}^\dagger \Delta t}, \quad (47)$$

where we assume that Δt has been adequately defined. Subsequently, the Taylor expansion provides

$$e^{\mathcal{L}^\dagger \Delta t} \simeq 1 + \sum_{r=1}^R \sum_{\mathbf{n}} \gamma_r(\mathbf{n}) \frac{1}{\mathbf{n}!} \Delta t |\mathbf{n} + \mathbf{v}_r\rangle \langle \mathbf{n}|. \quad (48)$$

As discussed earlier, the action of the time-evolution operator results in a change in the discrete state vector. Hence, the *dual* process of the original stochastic differential equation is obtained. The stochastic property can be recovered, which results in the corresponding dual stochastic process. However, the stochasticity need not be considered in the following discussions.

Following the repeated insertion of the decomposition of unity in (40) into the time-evolution operator in (47), the following path-integral-like result is obtained for the initial condition $|\mathbf{n}_{\text{ini}}\rangle$:

$$e^{\mathcal{L}^\dagger T} |\mathbf{n}_{\text{ini}}\rangle \simeq \sum_{M=0}^{\infty} \frac{T^M}{M!} \left(\sum_{j^{(1)}} \dots \sum_{j^{(M)}} \gamma_{j^{(M)}}(\mathbf{n}_{M-1}) \dots \gamma_{j^{(1)}}(\mathbf{n}_{\text{ini}}) \left| \mathbf{n}_{\text{ini}} + \sum_{m=1}^M \mathbf{v}_{j^{(m)}} \right\rangle \right), \quad (49)$$

where the expression in (48) is employed. When $(1/\mathbf{n}!) \langle \mathbf{n} | \exp(\mathcal{L}^\dagger T) | \mathbf{n}_{\text{ini}} \rangle$ is considered, it directly corresponds to $P_{\mathbf{n}_{\text{ini}}}(\mathbf{n}, t)$. As discussed earlier, $P_{\mathbf{n}_{\text{ini}}}(\mathbf{n}, t)$ is equal to the elements of the Koopman matrix. However, obtaining the summation for all the paths in (49) is challenging; that is, the M divisions should be sufficiently large, and hence the computational complexity is high. In addition, as shown in [14], the summation in (49) exhibits a diverging behavior. Therefore, a different calculation method was employed to evaluate the exponential of the time-evolution operator.

3.4. Resolvent and extrapolation technique

In simple terms, the exponential of the time-evolution operator is expanded as follows:

$$e^{\mathcal{L}^\dagger T} = \sum_{m=0}^{\infty} \frac{T^m}{m!} (\mathcal{L}^\dagger)^m. \quad (50)$$

The definition based on the Taylor series is difficult and numerically unusable if \mathcal{L}^\dagger is an unbounded operator in a Banach space [20]. Alternatively, the following available formula can be used:

$$e^{\mathcal{L}^\dagger T} = \lim_{M \rightarrow \infty} \left[\left(1 - \frac{T}{M} \mathcal{L}^\dagger \right)^{-1} \right]^M, \quad (51)$$

where $(1 - \frac{T}{M} \mathcal{L}^\dagger)^{-1}$ is a resolvent of \mathcal{L}^\dagger , apart from a constant factor [20].

Here, the resolvent is approximately evaluated using the conventional Gauss–Jordan elimination [21]. The element of the (infinite-dimensional) matrix \mathcal{L}^\dagger can be written as

$$[\mathcal{L}^\dagger]_{s's} = \frac{1}{\mathbf{n}_{s'}!} \langle \mathbf{n}_{s'} | \left(\sum_{r=1}^R \sum_{\mathbf{n}} \gamma_r(\mathbf{n}) \frac{1}{\mathbf{n}!} |\mathbf{n} + \mathbf{v}_r\rangle \langle \mathbf{n}| \right) | \mathbf{n}_s \rangle = \sum_{r=1}^R \gamma_r(\mathbf{n}_s) \delta_{\mathbf{v}_r, \mathbf{n}_{s'} - \mathbf{n}_s}. \quad (52)$$

Subsequently, following certain tedious calculations based on the Gauss–Jordan elimination, the matrix element of (51) is approximately expressed as:

$$[e^{\mathcal{L}^\dagger T}]_{s_f s_s} \simeq \left(1 - \frac{T}{M} [\mathcal{L}^\dagger]_{s_i s_i} \right) \left(\sum_{s_2} \cdots \sum_{s_{M-1}} \mathcal{R}_{s_i s_2} \cdots \mathcal{R}_{s_{M-1} s_f} \right) \left(1 - \frac{T}{M} [\mathcal{L}^\dagger]_{s_f s_f} \right)^{-1}, \quad (53)$$

where

$$\begin{cases} \mathcal{R}_{ss} = \frac{1}{1 - \frac{T}{M} [\mathcal{L}^\dagger]_{ss}} \\ \mathcal{R}_{s's} = \frac{T}{M} [\mathcal{L}^\dagger]_{s's} \left(\frac{1}{1 - \frac{T}{M} [\mathcal{L}^\dagger]_{ss}} \right)^2 \quad \text{for } s' \neq s. \end{cases} \quad (54)$$

To derive (53), we assume that $(T/M)^2 \ll T/M$. Repeated evaluation of an element of $\exp(\mathcal{L}^\dagger T)$ are conducted by increasing M , and the converged value provides the corresponding element of the Koopman matrix. However, in case M is not that large, the enumeration of the paths in (53) is not that difficult. Hence, a conventional dynamic programming method is available to evaluate (53).

In [14], the univariate case was discussed. Although the approximation for the resolvent in (53) is sufficient for proper working, it exhibits slow convergence behavior with increase in M . Thus, a technique to avoid slow convergence was introduced here, that is, the extrapolation of sequences. There may be various extrapolation methods; here, the following procedure is employed:

- (i) Fix initial state \mathbf{n}_{s_i} and final state \mathbf{n}_{s_f} . The indices s_i and s_f in (53) corresponds to the matrix element which we desire to evaluate.
- (ii) For $M = M_{\min} + 1, M_{\min} + 2, \dots, M_{\max}$, the matrix element (53) is numerically evaluated. Let $\{\zeta_M^{(0)}\}$ be a sequence of the evaluated values.
- (iii) Consider the sequence $\{\zeta_M^{(0)}\}$ as a function of $1/M$.
- (iv) Consider the finite differences for $\{\zeta_M^{(0)}\}$ and determine the tangent line at each point. Subsequently, the sequence of the intercept for each tangent line is obtained.
- (v) Repeat the previous procedure, and obtain the following sequences:

$$\zeta_M^{(i+1)} = \zeta_M^{(i)} - \frac{\zeta_M^{(i)} - \zeta_{M-1}^{(i)}}{1/M - 1/(M-1)} \times \frac{1}{M} \quad (55)$$

for $i = 0, 1, \dots, N_{\text{diff}} - 1$; N_{diff} is the maximum degree of the finite differences.

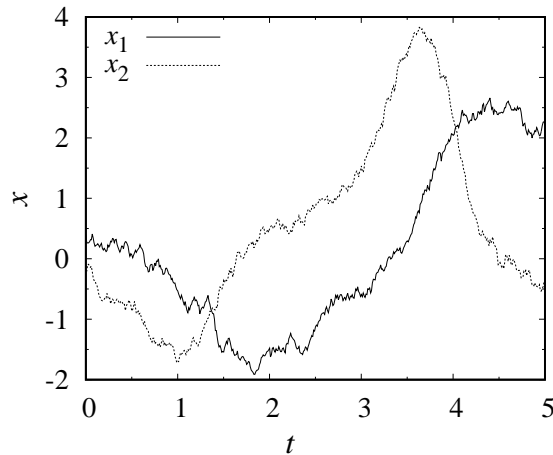


Figure 1. A sample path for the noisy van der Pol system. The oscillating behavior is one of the features of the system.

(vi) Evaluate the weights

$$w^{(i)} = \frac{1}{\left| \zeta_{M_{\max}}^{(i)} - \zeta_{M_{\max}-1}^{(i)} \right| + \varepsilon}, \quad (56)$$

for $i = 1, 2, \dots, N_{\text{diff}}$. In our case, $\varepsilon = 10^{-5}$ is used.

(vii) Consider the weighted sum as the final result:

$$\left[e^{\mathcal{L}^\dagger T} \right]_{s_f s_i} \simeq \frac{w^{(i)}}{\sum_{i=1}^{N_{\text{diff}}} w^{(i)}} \zeta_{M_{\max}}^{(i)}. \quad (57)$$

Concrete examples of the sequences have been provided in the next section to aid in better understanding.

The extrapolation value of the original sequence ($i = 0$) is excluded in (57). Although it may be possible to include it, in preliminary studies its convergence was found to be worse than the others. Hence, its use was avoided here.

4. Numerical results

4.1. Example: Noisy van der Pol process

To demonstrate the proposed procedure in section 3, the following example is considered:

$$\begin{cases} dx_1 = x_2 dt + \nu_{11} dW_1(t), \\ dx_2 = (\epsilon x_2 (1 - x_1^2) - x_1) dt + \nu_{22} dW_2(t), \end{cases} \quad (58)$$

which is the noisy version of van der Pol system [22, 23]. Here, $\epsilon = 1.0$, $\nu_{11} = 0.5$, and $\nu_{22} = 0.5$ were set. Figure 1 shows sample paths.

The time-evolution operator for the dual process is expressed by

$$\mathcal{L}^\dagger = x_2 \partial_{x_1} + (\epsilon x_2 (1 - x_1^2) - x_1) \partial_{x_2} + \frac{1}{2} \nu_{11}^2 \partial_{x_1}^2 + \frac{1}{2} \nu_{22}^2 \partial_{x_2}^2. \quad (59)$$

Table 1. Coefficients and state-change vectors for the noisy van der Pol system.

Term	$\gamma_r(\mathbf{n})$	\mathbf{v}_r
$(1/2)\nu_{11}^2\partial_{x_1}^2$	$(1/2)\nu_{11}^2n_1(n_1 - 1)$	$[-2, 0]$
$x_2^c\partial_{x_1}$	$x_2^cn_1$	$[-1, 0]$
$x_2\partial_{x_1}$	n_1	$[-1, 1]$
$(1/2)\nu_{22}^2\partial_{x_2}^2$	$(1/2)\nu_{22}^2n_2(n_2 - 1)$	$[0, -2]$
$-x_1^c\partial_{x_2} - \epsilon(x_1^c)^2x_2^c\partial_{x_2} + \epsilon x_2^c\partial_{x_2}$	$-x_1^cn_2 - \epsilon(x_1^c)^2x_2^cn_2 + \epsilon x_2^cn_2$	$[0, -1]$
$-\epsilon(x_1^c)^2x_2\partial_{x_2} + \epsilon x_2\partial_{x_2}$	$-\epsilon(x_1^c)^2n_2 + \epsilon n_2$	$[0, 0]$
$-2\epsilon x_1^cx_2^cx_1\partial_{x_2} - x_1\partial_{x_2}$	$-2\epsilon x_1^cx_2^cn_2 - n_2$	$[1, -1]$
$-2\epsilon x_1^cx_1x_2\partial_{x_2}$	$-2\epsilon x_1^cn_2$	$[1, 0]$
$-\epsilon x_2^cx_1^2\partial_{x_2}$	$-\epsilon x_2^cn_2$	$[2, -1]$
$-\epsilon x_1^2x_2\partial_{x_2}$	$-\epsilon n_2$	$[2, 0]$

Furthermore, the shift of the origins is employed for x_1 and x_2 as follows:

$$\mathcal{L}^\dagger = (x_2 + x_2^c)\partial_{x_1} + (\epsilon(x_2 + x_2^c)(1 - (x_1 + x_1^c)^2) - (x_1 + x_1^c))\partial_{x_2} + \frac{1}{2}\nu_{11}^2\partial_{x_1}^2 + \frac{1}{2}\nu_{22}^2\partial_{x_2}^2. \quad (60)$$

To improve the numerical convergence, the shifting of the origins is occasionally beneficial. Finally, $\gamma_r(\mathbf{n})$ and \mathbf{v}_r in the expression (41) are presented in Table 1.

4.2. Results for the extrapolation

In section 3.4, the extrapolation method was explained. Here, an example of the procedure is shown.

Let $T = 1.0$, $x_1^c = 0.0$ and $x_2^c = 0.0$. Here, the element of the Koopman matrix for row $\langle \mathbf{n}_{s_f} = (0, 0) |$ and column $| \mathbf{n}_{s_i} = (2, 0) \rangle$ are evaluated; this corresponds to evaluating $\mathbb{E}[x_1^2]$. The obtained sequence is plotted as a function of M as shown in Figure 2(a). The slow convergence of the sequence is evident. In contrast, when plotted as a function of $1/M$, the extrapolation at $1/M \rightarrow 0$ can be expected to yield good results as shown in Figure 2(b). Figures 2(c) and (d) show the sequence $\{\zeta_M^{(1)}\}$ and $\{\zeta_M^{(2)}\}$, respectively. It should be noted that the scale of the vertical axis for each figure is smaller than that of Figure 2(a). Based on these sequences, the Koopman matrix can be evaluated without data.

Here, we consider $M_{\max} = 50$ and $N_{\text{diff}} = 3$. The procedure in section 3 yields 3.0373×10^{-1} as $s_f s_s$ element of the Koopman matrix. The element can be numerically evaluated using Monte Carlo simulations because it corresponds to $\mathbb{E}[x_1^2]$. Further, using the Euler-Maruyama approximation with the small time-interval 10^{-3} for the stochastic differential equation [24], 1000 samples were generated, and the expectation value $\mathbb{E}[x_1^2]$ was estimated. Thereafter, the same Monte Carlo simulations were repeated for a 100 times to obtain the average of the expectation value and standard deviation. Finally,

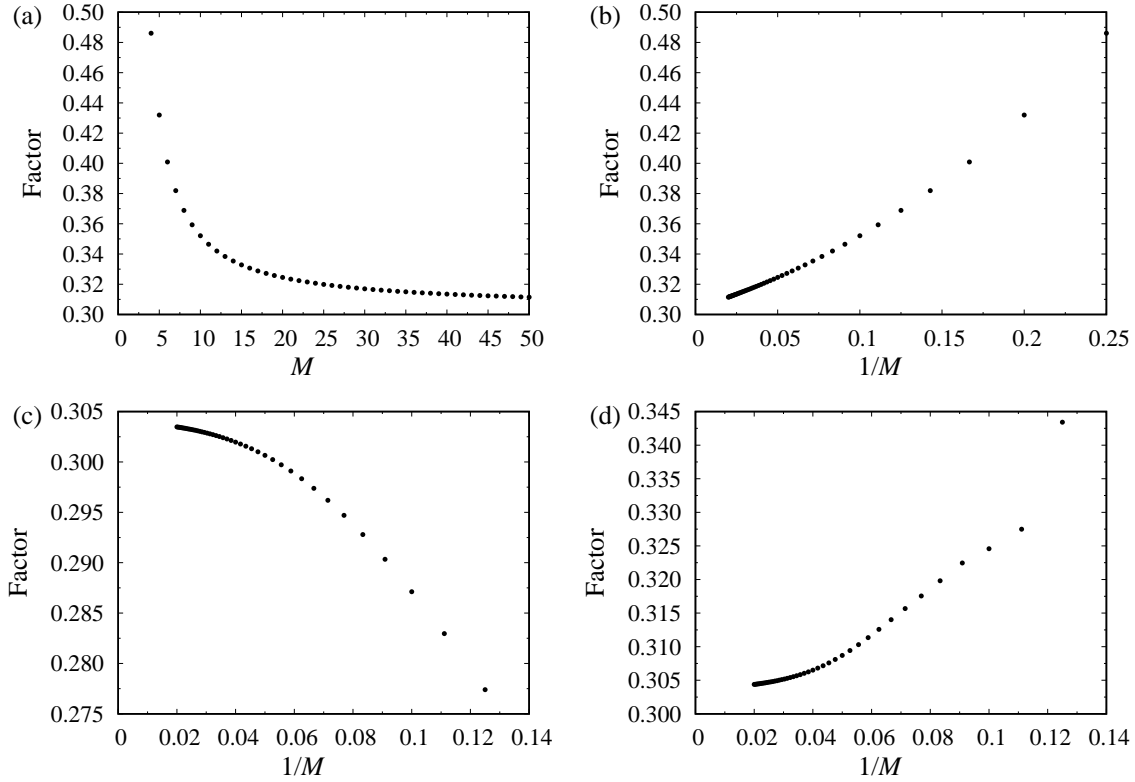


Figure 2. Obtained sequences from the numerical evaluation of the resolvent. (a) The original sequence as the function of M . (b) The original sequence as the function of $1/M$, that is, $\{\zeta_M^{(0)}\}$. (c) The sequence $\{\zeta_M^{(1)}\}$ in (55). (d) The sequence $\{\zeta_M^{(2)}\}$ in (55).

$3.0451 \times 10^{-1} \pm 1.40 \times 10^{-2}$ was obtained as the numerical estimation via the Monte Carlo simulations. Thus, the proposed method is confirmed to work well.

There is a comment regarding the computational time. The above Monte Carlo procedure requires approximately 7 s in total. In contrast, the proposed procedure requires approximately 0.15 s. Thus, although the computational time of the proposed procedure depends on the parameters such as M_{\max} , the proposed approach without the use of data is also beneficial from the perspective of the computational time.

4.3. Comparison with the EDMD method

Finally, a comparison between the EDMD method and the proposed procedure was conducted. Herein, the following parameters were used: $x_1^c = 0.0, x_2^c = 0.0, T = 0.1, M_{\max} = 50$ and $N_{\text{diff}} = 3$. For the EDMD, sample paths with $t_{\text{end}} = 5.0$ were generated using the Euler-Maruyama method with the small time-interval 10^{-3} . As $T = 0.1$ was set, 50 snapshot pairs can be acquired from a sample path. The dictionary for the EDMD used was of the monomial type, with the largest degree set as 6th. The EDMD method was applied 100 times, and thereafter the average and standard

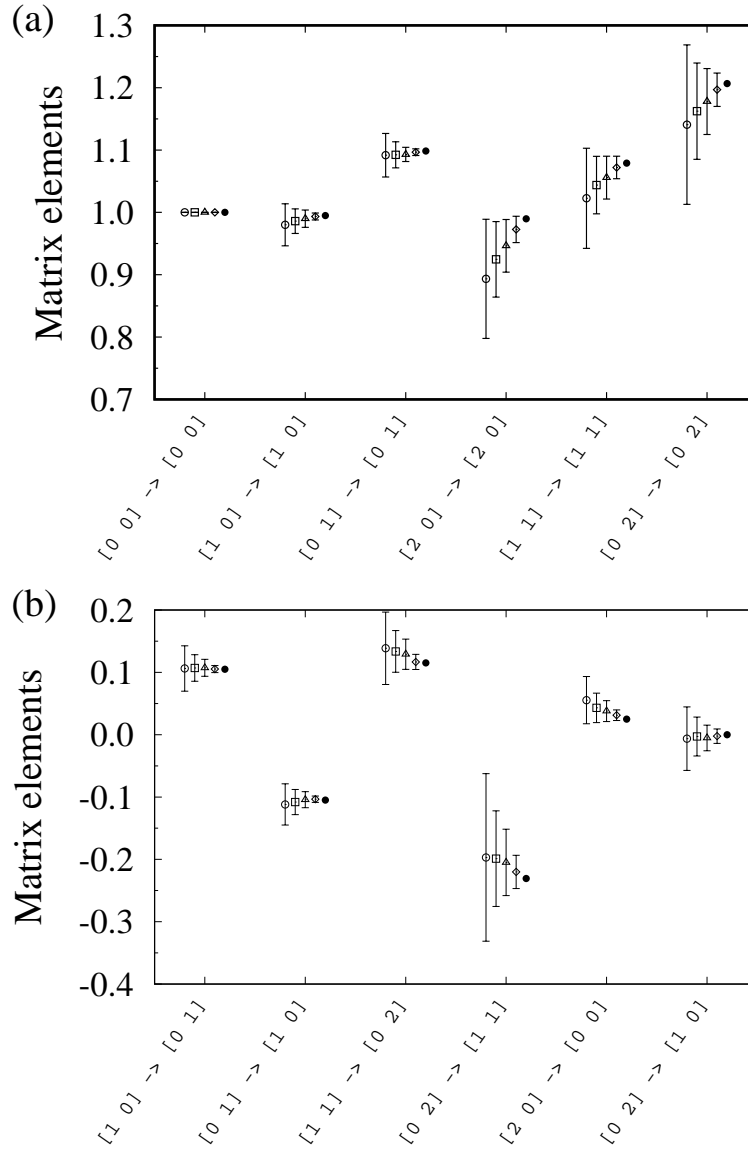


Figure 3. Estimations of certain Koopman matrix elements. The circles, boxes, triangles, and diamonds correspond to the estimates for data size $N_{10} = 500$, $N_{20} = 1000$, $N_{40} = 2000$, and $N_{160} = 8000$, respectively. The estimates obtained from the proposed method are depicted with the filled circles. certain diagonal elements are shown in (a), and certain non-diagonal ones are shown in (b).

deviation were evaluated.

Figure 3 shows the result. The error bars are standard derivations. The horizontal axis shows the element of the Koopman matrix; for example, the description $[1\ 0] \rightarrow [0\ 1]$ implies $\mathbf{n}_{s_i} = (1, 0)$ and $\mathbf{n}_{s_f} = (0, 1)$. The EDMD estimation was performed for several numbers of data. When 10 sample paths were generated, the number of snapshot pairs was 500. Let N_{10} be the size of data for 10 sample paths. Then, $N_{10} = 500$. Cases with different data size, $N_{20} = 1000$, $N_{40} = 2000$, and $N_{160} = 8000$

were numerically simulated. The circles, boxes, triangles, and diamonds in Figures 3(a) and (b) correspond to N_{10}, N_{20}, N_{40} , and N_{160} cases, respectively. The filled circles in Figures 3(a) and (b) indicate the results of the proposed procedure. Figure 3(a) shows the diagonal cases. It is evident that the speeds of convergence in the EDMD are different for the elements. Figure 3(b) shows the non-diagonal cases. Here, the $[0 \ 2] \rightarrow [1 \ 0]$ case is exactly zero, and the proposed procedure provides the adequate result. In contrast, the EDMD exhibits large errors for small data size.

Although only certain typical cases have been illustrated in Figure 3, the numerical experiments show that the proposed procedure works well.

5. Discussion and conclusion

The Koopman matrix is linear and tractable, and thus, its role is expected to become increasingly important. Although the EDMD is a powerful tool for evaluating the Koopman matrix, it requires data. The approach proposed in this study eliminates the need for any data and it can directly evaluate the elements of the Koopman matrix from the system equations alone. It will be a complementary tool as written in section 1.

Further, the approaches based on the backward Kolmogorov equation result in the problem of computational difficulty. However, the proposed method mitigates this problem by omitting unnecessary paths in the dual process. In addition, the usage of the resolvent and extrapolation also contribute to the reduction of the computational time. The algorithmic perspective is beyond the scope of this study, and it remains a future work prospective. In addition, more efficient methods will render the proposed framework more practical.

There is a comment regarding the applicability of the above discussions. When the coefficient functions contain other factors such as sin and cos, they need to be replaced with new variables [19]. In the replacement, the following Ito formula is useful:

$$df(\mathbf{x}) = \left\{ \sum_i a_i(\mathbf{x}, t) \partial_{x_i} f(\mathbf{x}) + \frac{1}{2} \sum_{i,j} [B(\mathbf{x}, t) B^T(\mathbf{x}, t)]_{ij} \partial_{x_i} \partial_{x_j} f(\mathbf{x}) \right\} dt + \sum_{i,j} B_{ij}(\mathbf{x}, t) \partial_{x_i} f(\mathbf{x}) dW_j(t), \quad (61)$$

where $f(\mathbf{x})$ is a function that we wish to replace. Furthermore, the explicit time dependency in $\{a_i(\mathbf{x}, t)\}$ and $B(\mathbf{x}, t)$ can be avoided by replacing t with a new variable. It is assumed that these replacements provide totally D' variables, where $D' > D$. Consequently, the basis $\{|\mathbf{n}\rangle\}$ should also be extended appropriately, although the same notation has been used here for simplicity. It mainly indicates that the action of \mathcal{L}^\dagger is closed in the space spanned by the basis $\{|\mathbf{n}\rangle\}$. This feature may be related to the concept of holonomic function [25], and further mathematical discussion is required in the future. Although this rigorous mathematical discussion is beyond the scope of this study, most practical problems satisfy the above feature.

This study established two different complementary approaches to the Koopman

matrix; one is the conventional data-driven method, while another is the proposed approach based on system equations. On combining these two approaches, construction of more efficient numerical frameworks for evaluating the Koopman matrix may be possible; that is, first, a rough estimation can be evaluated from prior knowledge of system equations, and thereafter, the estimation can be modified with small-size data. Although constructing such an integrated approach would be challenging because it spans two different research domains, that is, data and (stochastic) dynamical systems, the proposed method in this study is expected to contribute to future research.

Acknowledgments

This work was partially supported by JST, PRESTO Grant Number JPMJPR18M4, Japan, and by JSPS KAKENHI Grant Number JP21K12045.

Appendix A. Derivation of (16)

The cost function is rewritten as

$$\begin{aligned}
 J(K) &= \sum_{n=1}^{N_{\text{data}}} \|\Psi(\mathbf{y}_n) - K\Psi(\mathbf{x}_n)\|^2 \\
 &= \sum_{n=1}^{N_{\text{data}}} (\Psi(\mathbf{y}_n) - K\Psi(\mathbf{x}_n))^{\text{T}} (\Psi(\mathbf{y}_n) - K\Psi(\mathbf{x}_n)) \\
 &= \sum_{n=1}^{N_{\text{data}}} (\Psi(\mathbf{y}_n)^{\text{T}}\Psi(\mathbf{y}_n) - \Psi(\mathbf{y}_n)^{\text{T}}K\Psi(\mathbf{x}_n) - \Psi(\mathbf{x}_n)^{\text{T}}K^{\text{T}}\Psi(\mathbf{y}_n) + \Psi(\mathbf{x}_n)^{\text{T}}K^{\text{T}}K\Psi(\mathbf{x}_n)).
 \end{aligned} \tag{A.1}$$

Note the following identities:

$$\frac{\partial}{\partial A} \mathbf{a}^{\text{T}} A \mathbf{b} = \mathbf{a} \mathbf{b}^{\text{T}}, \tag{A.2}$$

$$\frac{\partial}{\partial A} \mathbf{a}^{\text{T}} A A^{\text{T}} \mathbf{b} = (\mathbf{a} \mathbf{b}^{\text{T}} + \mathbf{b} \mathbf{a}^{\text{T}}) A, \tag{A.3}$$

where we assume that the vectors \mathbf{a} , \mathbf{b} and the matrix A are defined adequately. Considering (A.2) and (A.3), the following identities are also derived:

$$\frac{\partial}{\partial A} \mathbf{c}^{\text{T}} A^{\text{T}} \mathbf{d} = \left(\frac{\partial}{\partial A^{\text{T}}} \mathbf{c}^{\text{T}} A^{\text{T}} \mathbf{d} \right)^{\text{T}} = (\mathbf{c} \mathbf{d}^{\text{T}})^{\text{T}} = \mathbf{d} \mathbf{c}^{\text{T}}, \tag{A.4}$$

$$\frac{\partial}{\partial A} \mathbf{c}^{\text{T}} A^{\text{T}} A \mathbf{d} = \left(\frac{\partial}{\partial A^{\text{T}}} \mathbf{c}^{\text{T}} A^{\text{T}} A \mathbf{d} \right)^{\text{T}} = ((\mathbf{c} \mathbf{d}^{\text{T}} + \mathbf{d} \mathbf{c}^{\text{T}}) A^{\text{T}})^{\text{T}} = A (\mathbf{c} \mathbf{d}^{\text{T}} + \mathbf{d} \mathbf{c}^{\text{T}}), \tag{A.5}$$

where the vectors \mathbf{c} and \mathbf{d} are defined adequately. Hence, using the above identities we have

$$\frac{\partial J}{\partial K} = \sum_{n=1}^{N_{\text{data}}} (-\Psi(\mathbf{y}_n)\Psi(\mathbf{x}_n)^{\text{T}} - \Psi(\mathbf{y}_n)\Psi(\mathbf{x}_n)^{\text{T}} + K(\Psi(\mathbf{x}_n)\Psi(\mathbf{x}_n)^{\text{T}} + \Psi(\mathbf{x}_n)\Psi(\mathbf{x}_n)^{\text{T}})$$

$$= \sum_{n=1}^{N_{\text{data}}} (-2\Psi(\mathbf{y}_n)\Psi(\mathbf{x}_n)^{\text{T}} + 2K\Psi(\mathbf{x}_n)\Psi(\mathbf{x}_n)^{\text{T}}) \quad (\text{A.6})$$

Then, assuming that $\sum_{n=1}^{N_{\text{data}}} \Psi(\mathbf{x}_n)\Psi(\mathbf{x}_n)^{\text{T}}$ is a non-singular matrix, $\partial J/\partial K = 0$ provides

$$K = \left(\sum_{n=1}^{N_{\text{data}}} \Psi(\mathbf{y}_n)\Psi(\mathbf{x}_n)^{\text{T}} \right) \left(\sum_{n=1}^{N_{\text{data}}} \Psi(\mathbf{x}_n)\Psi(\mathbf{x}_n)^{\text{T}} \right)^{-1}. \quad (\text{A.7})$$

After the slight modification using the factor $1/N_{\text{data}}$, the expression in (16) is derived.

References

- [1] Mezić I 2005 *Nonlinear Dynamics* **41** 309
- [2] Williams M O, Kevrekidis I G and Rowley C W 2015 *J. Nonlinear Sci.* **25** 1307
- [3] Rowley C W, Mezić I, Bagheri S, Schlatter P and Henningson D S 2009 *J. Fluid Mech.* **641** 115
- [4] Kawahara Y 2016 *Proc. 30th Int. Conf. on Neural Information Processing Systems* (New York: Curran Associates) p 919
- [5] Takeishi N, Kawahara Y and Yairi T 2017 *Proc. 31st Int. Conf. on Neural Information Processing Systems* (New York: Curran Associates) p 1130
- [6] Li Q, Dietrich F, Bollt E M and Kevrekidis I G 2017 *Chaos* 103111
- [7] Korda M, Putinar M and Mezić I 2020 *Applied and Computational Harmonic Analysis* **48** 599
- [8] Korda M and Mezić I 2018 *Automatica* **93** 149
- [9] Li Y, He H, Wu J, Katabi D and Torralba A 2020 *Proc. International Conference on Learning Representations 2020* (online proceeding)
- [10] Mauroy A and Goncalves J 2016 *Proc. IEEE 55th Conference on Decision and Control (CDC)* (New York: IEEE Library) P 6500
- [11] Dogra A S and Redman W T 2020 *Proc. 33rd Conf. on Neural Information Processing Systems* (New York: Curran Associates) p 2087
- [12] Ohkubo J 2013 *J. Phys. A: Math. Theor.* **46** 375004
- [13] Ohkubo J and Arai Y 2019 *J. Stat. Mech.* 063202
- [14] Ohkubo J 2021 *J. Stat. Mech.* **2021** 013401
- [15] Mauroy A, Suzuki Y and Mezić I 2020 *The Koopman Operator in Systems and Control: Concepts, Methodologies, and Applications*, ed Mauroy A, Mezić I and Susuki Y (Cham: Springer)
- [16] Gardiner C 2009 *Stochastic methods: A handbook for the natural and social sciences, 4th edition.* (Berlin Heidelberg: Springer)
- [17] Gillespie D T 1977 *J. Phys. Chem.* **81** 2340
- [18] Ohkubo J 2021 *J. Phys. Soc. Jpn.* **90** 104802
- [19] Ohkubo J 2020 *J. Phys. Soc. Jpn.* **89** 044004
- [20] Kato T 1966 *Perturbation Theory for Linear Operators* (Berlin: Springer)
- [21] Strang G 2014 *Differential Equations and Linear Algebra* (Wellesley: Wellesley-Cambridge)
- [22] Van der Pol B 1926 *The London, Edinburgh and Dublin Phil. Mag. & J. of Sci.*, **2**, 978
- [23] Ohkubo J 2015 *Phys. Rev. E* **92** 043302
- [24] Kloeden P E and Platen E 1992 *Numerical Solution of Stochastic Differential Equations* (Berlin: Springer)
- [25] Takayama N 2013 *Gröbner Bases*, ed Hibi T (Tokyo: Springer)