

Speeding Up Entmax

Maxat Tezekbayev
School of Sciences and Humanities
Nazarbayev University

Vassilina Nikoulina
NAVER Labs Europe

Matthias Gallé
NAVER Labs Europe

Zhenisbek Assylbekov
School of Sciences and Humanities
Nazarbayev University

Abstract

Softmax is the de facto standard in modern neural networks for language processing when it comes to normalizing logits. However, by producing a dense probability distribution each token in the vocabulary has a nonzero chance of being selected at each generation step, leading to a variety of reported problems in text generation. α -entmax of Peters et al. (2019) solves this problem, but is considerably slower than softmax.

In this paper, we propose an alternative to α -entmax, which keeps its virtuous characteristics, but is as fast as optimized softmax and achieves on par or better performance in machine translation task.

1 Introduction

Sparseness of vector representations is a desirable trait in neural network models for natural language processing (NLP): words (subwords) are discrete objects by their nature, and, accordingly, are encoded by one-hot embeddings at the input and output of neural networks. However, to predict a categorical response in neural models, softmax is most often used, which produces a *dense* probability distribution, i.e. every category (word/subword) receives a non-zero probability.

Recent studies suggest that it is this output density that poses problems when the trained NLP model is used for inference. For example, in the case of text generation, unconstrained sampling from a trained language model results in poor quality of the resulting text (Holtzman et al., 2020). In neural machine translation (NMT), exact decoding from a trained model often results in empty text (Stahlberg and Byrne, 2019).¹ To get around these problems, constrained decoding techniques have been proposed, most of which artificially impose sparsity on softmax prediction. For example, Fan

et al. (2018) propose to sample from the top- k probable words, and Holtzman et al. (2020) propose to sample from the most probable words, which comprise the cumulative probability p . While these methods are effective, they are ad-hoc solutions that lead to a mismatch between how the model is trained and how it is used at inference.

In this regard, the works on sparse alternatives to softmax stand apart since they allow us to make inference from the same model that was trained. Some of the most successful and elegant solutions are sparsemax (Martins and Astudillo, 2016) and its generalization α -entmax (Peters et al., 2019). When coupled with suitable losses, these transformations are not inferior to softmax, and sometimes even surpass it as measured with final performance metrics on a number of tasks. A problem with these transformations however is that they are significantly slower than softmax when the number of categories (vocabulary size) is tens of thousands, as in the case of text generation. This is because α -entmax transformation requires sorting over the logits.

In this work, we ask the question: *is it possible to obtain a sparse output like that of α -entmax, but without its degradation in computational speed?* Our answer is affirmative—we propose a sparse output transformation that

- is on par or superior to softmax and α -entmax in the NMT tasks,
- works as fast as softmax during training and at inference,
- gives the same training dynamics as α -entmax (in training steps).

The most surprising thing is that such a transformation is simply a shifted ReLU raised to power $\frac{1}{\alpha-1}$, which we call **α -ReLU**.

The rest of the paper is organised as follows. In Sect. 2 we motivate the choice of α -ReLU as the

¹The authors called this phenomenon the *cat got your tongue* problem.

output transformation, and also select an appropriate loss function. In Sect. 3 we experimentally confirm our claims about performance and output speed of α -ReLU in the NMT task. Sect. 4 is devoted to a comparative analysis of α -ReLU and α -entmax in terms of sparsity, ability to solve the empty translation problem, and training dynamics.

2 α -ReLU at Output

Our departure point is the α -entmax transformation of Peters et al. (2019) which can be defined for $\mathbf{z} \in \mathbb{R}^d$ as

$$\alpha\text{-entmax}_i(\mathbf{z}) = [(\alpha - 1)z_i - \tau(\mathbf{z})]_+^{\frac{1}{\alpha-1}},$$

where $\tau : \mathbb{R}^d \rightarrow \mathbb{R}$ is the (unique) function that satisfies $\sum_j [(\alpha - 1)z_j - \tau(\mathbf{z})]_+^{\frac{1}{\alpha-1}} = 1$ for any \mathbf{z} . It is this threshold τ that makes the computation of α -entmax slow, because one needs to sort the components of \mathbf{z} to find τ (Peters et al., 2019, Alg. 2).

As we can see, the threshold τ is only needed to ensure that $\alpha\text{-entmax}(\mathbf{z})$ is a *probability* distribution. We loosen this constraint, and only require *non-negative* weights, which is sufficient for most uses. Consider then a transformation

$$\alpha\text{-ReLU}_i(\mathbf{z}) := [(\alpha - 1)z_i - \tau]_+^{\frac{1}{\alpha-1}}, \quad (1)$$

where τ is a *constant* that does not depend on \mathbf{z} . In order to force $\alpha\text{-ReLU}(\mathbf{z})$ —applied to the logits \mathbf{z} —to converge to the one-hot vector \mathbf{e}_y of the gold label y we need to adjust the corresponding loss. This can easily be done by feeding the logits \mathbf{z} and the output $\alpha\text{-ReLU}(\mathbf{z})$ into the following loss, which we call **α -ReLU loss**.

$$\begin{aligned} \ell(\mathbf{z}, y) = (\alpha\text{-ReLU}(\mathbf{z}) - \mathbf{e}_y)^\top \left(\mathbf{z} - \frac{\tau}{\alpha-1} \mathbf{1} \right) \\ + H_\alpha[\alpha\text{-ReLU}(\mathbf{z})], \end{aligned} \quad (2)$$

where $H_\alpha[\mathbf{p}] := \frac{1}{\alpha(\alpha-1)} \sum_j (p_j - p_j^\alpha)$, $\alpha \neq 1$, is the Tsallis α -entropy (Tsallis, 1988). The rationale for coupling α -ReLU with the loss (2) is the following

Lemma 1. *For any $\tau \in \mathbb{R}$, the gradient of the α -ReLU loss (2) is given by*

$$\nabla_{\mathbf{z}} \ell(\mathbf{z}, y) = \alpha\text{-ReLU}(\mathbf{z}) - \mathbf{e}_y.$$

Proof. The proof is in Appendix C.1. \square

By Lemma 1, gradient-based minimization of ℓ indeed forces $\alpha\text{-ReLU}(\mathbf{z}) \rightarrow \mathbf{e}_y$. Notice that this

is similar to what happens when the softmax normalization is coupled with the cross-entropy loss or when α -entmax is coupled with the entmax loss. In both cases differentiating the loss with respect to logits gives $\mathbf{p} - \mathbf{e}_y$, where \mathbf{p} is either $\text{softmax}(\mathbf{z})$ or $\text{sparsemax}(\mathbf{z})$ (Martins and Astudillo, 2016; Peters et al., 2019).

3 Experiments

In theory, nothing prevents α -ReLU from learning what α -entmax is learning. However, in practice we can have a different picture, because training is conditioned by many factors—the size of the dataset, the architecture of the neural network, the optimization algorithm, etc. In this section, we compare α -ReLU empirically with α -entmax (as well as with sparsemax and softmax), assuming all other factors are fixed. The goal of these experiments is to evaluate the consequences of using α -ReLU as drop-in replacement for α -entmax.

We test α -ReLU at output in a neural machine translation task (Sutskever et al., 2014), which is essentially a conditional text generation task. Compared to open-ended text generation, there is a clearer metric of the quality of the generated text—the BLEU score (Papineni et al., 2002). As in open-ended text generation, at each prediction step, the NMT system needs to make a choice from all words (subwords) of the vocabulary, the size of which can reach several tens of thousands. Therefore, the sparsity of the output distribution becomes critical in such setups, since it can explicitly prevent the occurrence of most of the words that are inappropriate in the context.

3.1 Setup

Data. We conduct experiments on two datasets of varied sizes:

- IWSLT’14 De→En (Cettolo et al.), 172K training examples,
- WMT’14 En→De (Bojar et al., 2014), 4.5M training examples,

We preprocess all datasets using the byte pair encoding algorithm (Sennrich et al., 2016) with 10K merge operations on IWSLT, and 40K merge operations on WMT data. We report detokenized case-sensitive BLEU with SacreBLEU (Post, 2018).²

²BLEU+case.mixed+lang.en-de+numrefs.1+smooth.exp+tok.13a+version.1.5.1

Transformation	Loss	IWSLT De→En	WMT En→De
softmax	cross-entropy	35.3	28.7
sparsemax	sparsemax loss	35.5	26.6
1.5-entmax	1.5-entmax loss	36.6	28.6
1.5-ReLU	1.5-ReLU loss	37.3	28.6

Table 1: NMT results: comparison of softmax, sparsemax, 1.5-Entmax and the proposed 1.5-ReLU as the output transformations in the Transformer NMT model. Reported is detokenized test BLEU.

Hyperparameters α and τ . In all experiments we set $\alpha = 1.5$, because this value was recommended by Peters et al. (2019); Peters and Martins (2021a) as the middle ground between $\alpha = 1$ (softmax) and $\alpha = 2$ (sparsemax).

The value for τ is chosen as follows: we run the first batch through a non-trained neural network, which has 1.5-entmax at the output, in the forward direction and determine the average τ value across the batch. This value is then used to train the 1.5-ReLU network. Our preliminary experiments have shown that 1.5-ReLU convergence is sensitive to the τ value, and that having output close to the probability distribution early in the learning phase works well with the rest of hyperparameters which are set to their default values.

Training. We trained the Transformer Base (Vaswani et al., 2017) using the OpenNMT-py toolkit (Klein et al., 2017). Optimization details are in Appendix A.

3.2 Results

The results are given in Table 1. Reported are test BLEU scores for best checkpoints which are selected based on validation BLEU. We observe that the 1.5-ReLU performs on par with 1.5-entmax or better, while sparsemax is inferior to all others.

Training Time. Fig. 1&2 show the training dynamics in training steps and in wall time on WMT’14 En→De (Training dynamics for IWSLT’14 is in App. B). Despite the closeness of performance in intermediate steps and at the end of training, we see that 1.5-entmax is much slower in wall time than the rest of the transformations. In this regard, 1.5-ReLU converges as fast as softmax in absolute time and performs on par. Thus 1.5-ReLU combines all three desired properties: computation speed, task performance, and sparsity of output.

Inference Time. Our preliminary experiments show that the same happens at inference time: 1.5-ReLU is as fast as the optimized softmax (from PyTorch), and is 14% faster than 1.5-entmax in wall time.

4 Analysis

4.1 Empty Translations

We remind the reader that the *cat got your tongue* problem (Stahlberg and Byrne, 2019) is one of the main motivations for using sparse transformations when generating text. As Peters and Martins (2021b) have shown, 1.5-entmax successfully tackles this problem by significantly lowering the proportion of cases where an empty string is more likely than the beam search hypothesis. For 1.5-ReLU, we also calculated this proportion, and compared it with the proportions for softmax and sparsemax (Table 2). As we see, 1.5-ReLU also successfully tackles the *cat got your tongue* problem.

Transformation	IWSLT	WMT
softmax	7.5%	29.8%
sparsemax	0%	0.03%
1.5-entmax	0%	0.2 %
1.5-ReLU	0%	0.3 %

Table 2: Percentage of development set examples for which the model assigns higher probability to the empty string than to the beam-decoded hypothesis.

4.2 Sparsity

To compare the sparsity of 1.5-ReLU and 1.5-entmax we depict in Fig. 4 the distributions of the number of zero components after applying these transformations (recall that for softmax all components are always nonzero). Since we constructed the α -ReLU in such way that it mimics the α -entmax (at least in the early stages of training), we

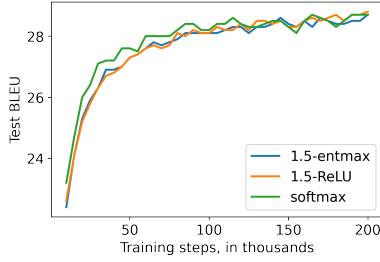


Figure 1: Training dynamics in training steps on WMT'14 En→De.

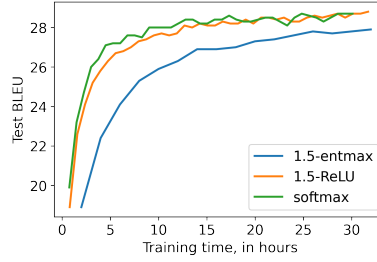


Figure 2: Training dynamics in absolute time on WMT'14 En→De. Models are trained on 2×RTX 3090.

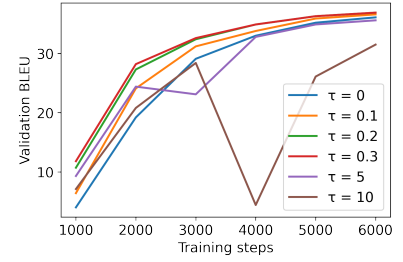


Figure 3: Impact of τ on training dynamics, IWSLT'14 En→De.

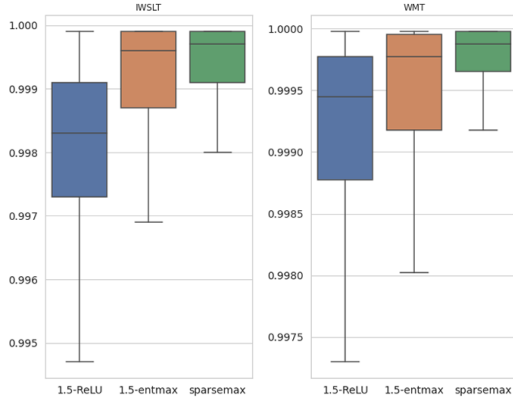


Figure 4: Sparsity as proportion of zero components after applying 1.5-ReLU, 1.5-entmax, and sparsemax.

expected that these two transformations would have similar properties, including sparsity. However, this is not the case: as we can see, the 1.5-ReLU is significantly less sparse than the 1.5-entmax. It is noteworthy that lower sparsity in this case correlates with a better performance in the translation task (see Table 1).

4.3 Impact of τ

The selection of τ was described in Section 3.1. However, the question arises: does the described approach lead to the choice of the *optimal* τ ? To find out, we trained the α -ReLU models for $\tau \in \{0, 0.1, 0.2, \dots, 0.9, 1, 2, 5, 10\}$ on the IWSLT data. Note that all of these τ 's have led to almost the same result at the end of the training (as predicted by Lemma 1). In Fig. 3, we present the dynamics of early training only for $\tau \in \{0, 0.1, 0.2, 0.3, 5, 10\}$, since the curves for $\tau \in \{0.4, \dots, 0.9, 1, 2\}$ practically coincided with the optimal curve corresponding to $\tau = 0.3$. Note that our τ selection method gave a value of 0.33, thus we have no evidence against the adequacy of our method.

4.4 Training Dynamics

As we noted in the previous section, the training dynamics are similar in all three cases when time is measured in training steps. Here we attempt to explain this phenomenon through the recently proposed Neural Tangent Kernel (NTK) approach of Jacot et al. (2018). Roughly speaking, the NTK theory suggests that a sufficiently wide neural network trains like a kernel regression. We use this theory to show (in Appendix C.2) that in all three cases the logits $\mathbf{z}(x, t)$ for a training instance x at a training step t evolve (approximately) according to the same differential equation

$$\frac{d\mathbf{z}}{dt} = -\mathbb{E}[\mathbf{K}_\sigma(x, x') \cdot (\sigma(\mathbf{z}') - \mathbf{e}_{y'})], \quad (3)$$

where expectation is over training examples (x', y') , $\sigma(\cdot)$ is one of the transformations considered (softmax, α -entmax, or α -ReLU), and $\mathbf{K}_\sigma(x, x') \in \mathbb{R}^{d \times d}$ is a positive semi-definite matrix that depends on σ . The equation (3) has an equilibrium point $\mathbb{E}[\mathbf{K}_\sigma(x, x') \cdot (\sigma(\mathbf{z}') - \mathbf{e}_{y'})] = \mathbf{0}$, thus its solution converges to this point as $t \rightarrow \infty$. This similarity in the evolution of $\sigma(\mathbf{z})$ implies the similarity in the evolution of the performance metric—such as BLEU—across all three transformations.

5 Conclusion

It seems that the sparsity of the output is natural for (sub)word prediction models. Nevertheless, sparsity does not have to come with slowdown of computations, as our work shows. The proposed transformation, α -ReLU, gives a sparse output, shows competitive performance, and is as fast as softmax. A natural extension of this work will be the evaluation of α -ReLU in the problem of open-ended text generation, as well as as a replacement for softmax in the attention layers of Transformer models.

Acknowledgements

The authors would like to thank Christopher Dance for his feedback. The work of Maxat Tezekbayev and Zhenisbek Assylbekov is supported by the Nazarbayev University Collaborative Research Program 091019CRP2109.

References

- Ondrej Bojar, Christian Buck, Christian Federmann, Barry Haddow, Philipp Koehn, Johannes Leveling, Christof Monz, Pavel Pecina, Matt Post, Herve Saint-Amand, Radu Soricut, Lucia Specia, and Ales Tamchyna. 2014. [Findings of the 2014 workshop on statistical machine translation](#). In *Proceedings of the Ninth Workshop on Statistical Machine Translation, WMT@ACL 2014, June 26-27, 2014, Baltimore, Maryland, USA*, pages 12–58. The Association for Computer Linguistics.
- Mauro Cettolo, Jan Niehues, Sebastian Stüker, Luisa Bentivogli, and Marcello Federico. Report on the 11th iwslt evaluation campaign, iwslt 2014.
- Angela Fan, Mike Lewis, and Yann N. Dauphin. 2018. Hierarchical neural story generation. In *Proceedings of the 56th Annual Meeting of the Association for Computational Linguistics, ACL 2018, Melbourne, Australia, July 15-20, 2018, Volume 1: Long Papers*, pages 889–898. Association for Computational Linguistics.
- Ari Holtzman, Jan Buys, Li Du, Maxwell Forbes, and Yejin Choi. 2020. The curious case of neural text degeneration. In *8th International Conference on Learning Representations, ICLR 2020, Addis Ababa, Ethiopia, April 26-30, 2020*. OpenReview.net.
- Arthur Jacot, Clément Hongler, and Franck Gabriel. 2018. Neural tangent kernel: Convergence and generalization in neural networks. In *Advances in Neural Information Processing Systems 31: Annual Conference on Neural Information Processing Systems 2018, NeurIPS 2018, December 3-8, 2018, Montréal, Canada*, pages 8580–8589.
- Guillaume Klein, Yoon Kim, Yuntian Deng, Jean Senellart, and Alexander Rush. 2017. [OpenNMT: Open-source toolkit for neural machine translation](#). In *Proceedings of ACL 2017, System Demonstrations*, pages 67–72, Vancouver, Canada. Association for Computational Linguistics.
- André F. T. Martins and Ramón Fernandez Astudillo. 2016. From softmax to sparsemax: A sparse model of attention and multi-label classification. In *Proceedings of the 33rd International Conference on Machine Learning, ICML 2016, New York City, NY, USA, June 19-24, 2016*, volume 48 of *JMLR Workshop and Conference Proceedings*, pages 1614–1623. JMLR.org.
- Kishore Papineni, Salim Roukos, Todd Ward, and Wei-Jing Zhu. 2002. Bleu: a method for automatic evaluation of machine translation. In *Proceedings of the 40th Annual Meeting of the Association for Computational Linguistics, July 6-12, 2002, Philadelphia, PA, USA*, pages 311–318. ACL.
- Ben Peters and André F. T. Martins. 2021a. [Smoothing and shrinking the sparse seq2seq search space](#). In *Proceedings of the 2021 Conference of the North American Chapter of the Association for Computational Linguistics: Human Language Technologies, NAACL-HLT 2021, Online, June 6-11, 2021*, pages 2642–2654. Association for Computational Linguistics.
- Ben Peters and André F. T. Martins. 2021b. [Smoothing and shrinking the sparse seq2seq search space](#). *CoRR*, abs/2103.10291.
- Ben Peters, Vlad Niculae, and André F. T. Martins. 2019. Sparse sequence-to-sequence models. In *Proceedings of the 57th Conference of the Association for Computational Linguistics, ACL 2019, Florence, Italy, July 28- August 2, 2019, Volume 1: Long Papers*, pages 1504–1519. Association for Computational Linguistics.
- Matt Post. 2018. A call for clarity in reporting bleu scores. *arXiv preprint arXiv:1804.08771*.
- Rico Sennrich, Barry Haddow, and Alexandra Birch. 2016. Neural machine translation of rare words with subword units. In *Proceedings of the 54th Annual Meeting of the Association for Computational Linguistics, ACL 2016, August 7-12, 2016, Berlin, Germany, Volume 1: Long Papers*. The Association for Computer Linguistics.
- Felix Stahlberg and Bill Byrne. 2019. On NMT search errors and model errors: Cat got your tongue? In *Proceedings of the 2019 Conference on Empirical Methods in Natural Language Processing and the 9th International Joint Conference on Natural Language Processing, EMNLP-IJCNLP 2019, Hong Kong, China, November 3-7, 2019*, pages 3354–3360. Association for Computational Linguistics.
- Ilya Sutskever, Oriol Vinyals, and Quoc V. Le. 2014. Sequence to sequence learning with neural networks. In *Advances in Neural Information Processing Systems 27: Annual Conference on Neural Information Processing Systems 2014, December 8-13 2014, Montreal, Quebec, Canada*, pages 3104–3112.
- Constantino Tsallis. 1988. Possible generalization of boltzmann-gibbs statistics. *Journal of statistical physics*, 52(1):479–487.
- Ashish Vaswani, Noam Shazeer, Niki Parmar, Jakob Uszkoreit, Llion Jones, Aidan N. Gomez, Lukasz Kaiser, and Illia Polosukhin. 2017. Attention is all you need. In *Advances in Neural Information Processing Systems 30: Annual Conference on Neural Information Processing Systems 2017, December 4-9, 2017, Long Beach, CA, USA*, pages 5998–6008.

A Optimization

A.1 IWSLT'14:

architecture: Transformer, embedding size 512, 6 layers, 8 heads, hidden size 1024, shared vocabulary
batch size: 4096 tokens (with gradient accumulation for 8 steps)
optimizer: *ADAM*, $\beta_1 = 0.9$, $\beta_2 = 0.998$, noam decay, learning rate 2.0, 4000 warmup steps
dropout: 0.3

A.2 WMT'14:

architecture: Transformer, embedding size 512, 6 layers, 8 heads, hidden size 2048, shared vocabulary, shared embeddings and decoder embeddings
batch size: 4096 tokens (with gradient accumulation for 4 steps)
optimizer: *ADAM*, $\beta_1 = 0.9$, $\beta_2 = 0.998$, noam decay, learning rate 2.0, 8000 warmup steps, average decay 0.0005
dropout: 0.1
attention dropout: 0.1

B Training Dynamics on IWSLT'14 De→En

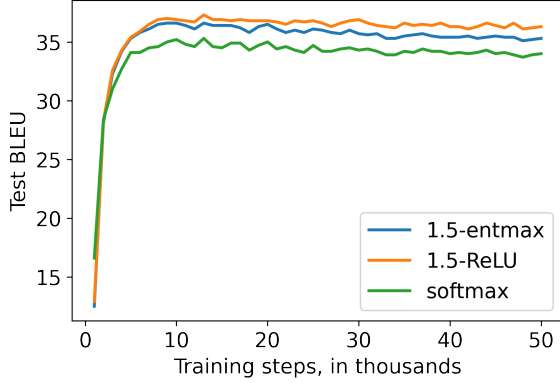


Figure 5: Training dynamics in training steps on IWSLT'14 De→En.

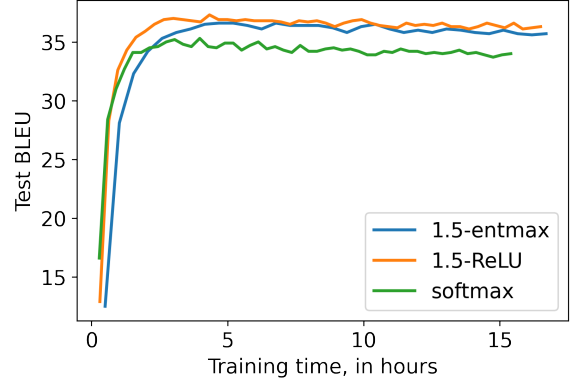


Figure 6: Training dynamics in absolute time on IWSLT'14 De→En. Models are trained on a single RTX 2080Ti.

C Proofs

Notation. We let \mathbb{R} denote the real numbers. Bold-faced lowercase letters (\mathbf{x}) denote vectors in Euclidean space, bold-faced uppercase letters (\mathbf{A}) denote matrices, plain-faced lowercase letters (x) denote scalars, $\|\cdot\|$ denotes the Euclidean norm: $\|\mathbf{x}\| := \sqrt{\mathbf{x}^\top \mathbf{x}}$. The gradient of $f : \mathbb{R}^d \rightarrow \mathbb{R}$ is denoted by ∇f . The Jacobian of $g : \mathbb{R}^d \rightarrow \mathbb{R}^k$ is denoted by \mathbf{J}_g . Also, we denote $\text{ReLU}(x) := [x]_+ := \max\{x, 0\}$, $[d] := \{1, \dots, d\}$, $\Delta^{d-1} := \{\mathbf{p} \in \mathbb{R}^d \mid \sum_i p_i = 1, p_i \geq 0\}$, $\mathbf{e}_y := (0, \dots, 0, 1, 0, \dots, 0)$ where 1 is at y^{th} position.

C.1 Proof of Lemma 1.

Recall the definition of the Tsallis α -entropy:

$$H_\alpha[\mathbf{p}] := \frac{1}{\alpha(\alpha-1)} \sum_j (p_j - p_j^\alpha) = \frac{1}{\alpha(\alpha-1)} \left(1 - \sum_j p_j^\alpha \right).$$

Its gradient w.r.t. \mathbf{p} is

$$\nabla_{\mathbf{p}} H_\alpha[\mathbf{p}] = -\frac{1}{\alpha-1} \mathbf{p}^{\alpha-1},$$

where $\mathbf{p}^{\alpha-1}$ means that each component of \mathbf{p} is raised to the power $(\alpha - 1)$. By the chain rule, we have

$$\begin{aligned}\nabla_{\mathbf{z}} H_{\alpha}[\alpha\text{-ReLU}(\mathbf{z})] &= \mathbf{J}_{\alpha\text{-ReLU}(\mathbf{z})}^{\top} \cdot \left(-\frac{1}{\alpha-1} [\alpha\text{-ReLU}(\mathbf{z})]^{\alpha-1} \right) \\ &= \mathbf{J}_{\alpha\text{-ReLU}(\mathbf{z})}^{\top} \cdot \left(-\frac{1}{\alpha-1} [(\alpha-1)\mathbf{z} - \tau\mathbf{1}]_+^{\frac{1}{\alpha-1} \cdot (\alpha-1)} \right) \\ &= \mathbf{J}_{\alpha\text{-ReLU}(\mathbf{z})}^{\top} \cdot \left(-\mathbf{z} + \frac{\tau}{\alpha-1} \mathbf{1} \right)\end{aligned}\quad (4)$$

Taking into account (4), the gradient of the α -ReLU loss (2) w.r.t. \mathbf{z} is

$$\begin{aligned}\nabla_{\mathbf{z}} \ell(\mathbf{z}, y) &= \nabla_{\mathbf{z}} \left[(\alpha\text{-ReLU}(\mathbf{z}) - \mathbf{e}_y)^{\top} \left(\mathbf{z} - \frac{\tau}{\alpha-1} \mathbf{1} \right) \right] + \nabla_{\mathbf{z}} H_{\alpha}[\alpha\text{-ReLU}(\mathbf{z})] \\ &= (\alpha\text{-ReLU}(\mathbf{z}) - \mathbf{e}_y) + \mathbf{J}_{\alpha\text{-ReLU}(\mathbf{z})}^{\top} \left(\mathbf{z} - \frac{\tau}{\alpha-1} \mathbf{1} \right) + \mathbf{J}_{\alpha\text{-ReLU}(\mathbf{z})}^{\top} \cdot \left(-\mathbf{z} + \frac{\tau}{\alpha-1} \mathbf{1} \right) \\ &= \alpha\text{-ReLU}(\mathbf{z}) - \mathbf{e}_y,\end{aligned}\quad (5)$$

which concludes the proof.

C.2 Derivation of the Equation (3)

We provide derivation for the case of α -ReLU. Extension to α -entmax and softmax is done analogously. Let $\mathbf{x} \in \mathbb{R}^{n_0}$ be the input vector. We define a feedforward neural network with $L - 1$ hidden layers recursively:

$$\begin{aligned}\mathbf{h}^{(0)} &= \mathbf{x} \\ \mathbf{z}^{(k)} &= \frac{1}{\sqrt{n_{k-1}}} \mathbf{W}^{(k-1)} \mathbf{h}^{(k-1)}, \\ \mathbf{h}^{(k)} &= \sigma(\mathbf{z}^{(k)}), \quad k = 1, \dots, L-1\end{aligned}$$

where $\mathbf{W}^{(k-1)} \in \mathbb{R}^{n_k \times n_{k-1}}$ is the weight matrix in the k^{th} hidden layer, and $\sigma(\cdot)$ is a nonlinear activation function applied element-wise. We consider the case of a multi-label classification, i.e. the output layer is a vector

$$\mathbf{z} := \mathbf{z}^{(L)} \in \mathbb{R}^d,$$

which is fed into the α -ReLU loss:

$$\ell(\mathbf{z}, y) = (\alpha\text{-ReLU}(\mathbf{z}) - \mathbf{e}_y)^{\top} \left(\mathbf{z} - \frac{\tau}{\alpha-1} \mathbf{1} \right) + H_{\alpha}[\alpha\text{-ReLU}(\mathbf{z})], \quad (6)$$

where $H_{\alpha}[\mathbf{p}] := \frac{1}{\alpha(\alpha-1)} \sum_j (p_j - p_j^{\alpha})$, $\alpha \neq 1$, is the Tsallis α -entropy (Tsallis, 1988). Given a training sample $S := \{(x, y)\}$ learning is performed by minimizing the training error

$$\mathcal{L} := \mathbb{E}_{(x, y) \sim S} [\ell(\mathbf{z}(x), y)] \quad (7)$$

with respect to the network parameters $\boldsymbol{\theta} := \text{vec}(\{\mathbf{W}^{(k-1)}\}_{k \in [L-1]})$.

Lemma 2. *Let the training error (7) be minimized by gradient descent with infinitesimally small learning rate. Let $\mathbf{z}(x, t) \in \mathbb{R}^d$ be the network output on any training instance x at time t , and y be the desired output. Then, as the widths of hidden layers $n_k \rightarrow \infty$, $\forall k \in [L-1]$, the output $\mathbf{z}(x, t)$ follows the following evolution*

$$\frac{d\mathbf{z}}{dt} = - \mathbb{E}_{(x', y') \sim S} [\mathbf{K}(x, x') \cdot (\alpha\text{-ReLU}(\mathbf{z}') - \mathbf{e}_{y'})], \quad (8)$$

where $\mathbf{K}(x, x') \in \mathbb{R}^{d \times d}$ is a positive semidefinite matrix, and $\mathbf{z}' := \mathbf{z}(x', t)$.

Proof. From (7) and Lemma 1 we have

$$\nabla_{\mathbf{z}} \mathcal{L} = \nabla_{\mathbf{z}} \mathbb{E}_{(x', y') \sim S} [\ell(\mathbf{z}', y)] = \nabla_{\mathbf{z}} \ell(\mathbf{z}, y) = \alpha\text{-ReLU}(\mathbf{z}) - \mathbf{e}_y, \quad (9)$$

where we denoted $\mathbf{z} := \mathbf{z}(x, t)$ and $\mathbf{z}' := \mathbf{z}(x', t)$ for shorthand. Now, consider the gradient descent update

$$\boldsymbol{\theta}_{t+\eta} = \boldsymbol{\theta}_t - \eta \nabla_{\boldsymbol{\theta}} \mathcal{L} \quad \Leftrightarrow \quad \frac{\boldsymbol{\theta}_{t+\eta} - \boldsymbol{\theta}_t}{\eta} = -\nabla_{\boldsymbol{\theta}} \mathcal{L}, \quad (10)$$

where η is the learning rate. Taking the limit in (10) as $\eta \rightarrow 0$, we have:

$$\frac{d\boldsymbol{\theta}}{dt} = -\nabla_{\boldsymbol{\theta}} \mathcal{L} = -\mathbb{E}_{(x', y') \sim S} [\mathbf{J}_{\mathbf{z}'}^{\top}(\boldsymbol{\theta}) \cdot \nabla_{\mathbf{z}'} \mathcal{L}],$$

where the last equality is due to the chain rule. Combining this with (9), we get

$$\frac{d\boldsymbol{\theta}}{dt} = -\mathbb{E}_{(x', y') \sim S} [\mathbf{J}_{\mathbf{z}'}^{\top}(\boldsymbol{\theta}) \cdot (\alpha\text{-ReLU}(\mathbf{z}') - \mathbf{e}_{y'})] \quad (11)$$

Applying the chain rule again, and using (11), we have

$$\frac{d\mathbf{z}}{dt} = \mathbf{J}_{\mathbf{z}}(\boldsymbol{\theta}) \cdot \frac{d\boldsymbol{\theta}}{dt} = -\mathbb{E}_{(x', y') \sim S} [\underbrace{\mathbf{J}_{\mathbf{z}}(\boldsymbol{\theta}) \mathbf{J}_{\mathbf{z}'}^{\top}(\boldsymbol{\theta})}_{\mathbf{K}(x, x'; \boldsymbol{\theta})} \cdot (\alpha\text{-ReLU}(\mathbf{z}') - \mathbf{e}_{y'})].$$

The quantity $\mathbf{K}(x, x'; \boldsymbol{\theta})$ was named the *Neural Tangent Kernel* by Jacot et al. (2018). They also showed (see their Theorem 1) that

$$\mathbf{K}(x, x'; \boldsymbol{\theta}) \rightarrow \mathbf{K}(x, x') \quad \text{as} \quad n_1, \dots, n_{L-1} \rightarrow \infty,$$

where $\mathbf{K}(x, x') \in \mathbf{R}^{d \times d}$ is the deterministic kernel that does not depend on $\boldsymbol{\theta}$. This concludes the proof. \square