

Probabilistic Contrastive Learning for Domain Adaptation

Junjie Li, Yixin Zhang, Zilei Wang*, Keyu Tu

{hnljj,zhyx12}@mail.ustc.edu.cn, zlwang@ustc.edu.cn, tky2017ustc_dx@mail.ustc.edu.cn

University of Science and Technology of China

Abstract

The standard contrastive learning acts on the extracted features with ℓ_2 normalization. For domain adaptation tasks, however, we find that contrastive learning with the standard paradigm does not perform well. The reason is mainly that the class weights (weights of the final fully connected layer) are not involved during optimization, which does not guarantee the produced features to be clustered around the class weights learned from source data. To tackle this issue, we propose a simple yet powerful probabilistic contrastive learning (PCL) in this paper, which not only produces compact features but also enforces them to be distributed around the class weights. Specifically, we break the traditional contrastive learning paradigm (feature+ ℓ_2 normalization) by replacing the features with probabilities and removing ℓ_2 normalization. In this way, we can enforce the probability to approximate the one-hot form, thereby narrowing the distance between the features and the class weights. PCL is generic due to conciseness, which can be used for different tasks. In this paper, we conduct extensive experiments on five tasks, i.e., unsupervised domain adaptation (UDA), semi-supervised domain adaptation (SSDA), semi-supervised learning (SSL), UDA detection, and UDA semantic segmentation. The results demonstrate that our PCL can bring significant gains for these tasks. In particular, for segmentation tasks, with the blessing of PCL, our method achieves or even surpasses CPSL-D with a smaller training cost (1*3090, 5 days vs 4*V100, 11 days). Code is available at <https://github.com/ljjcoder/Probabilistic-Contrastive-Learning>.

1. Introduction

Deep neural networks with fully-supervised learning have made great progress in image classification [20,21,28]. However, such fully-supervised learning requires the training data and test data to be collected from the same distribution, which can be unsatisfied in real worlds. In particu-

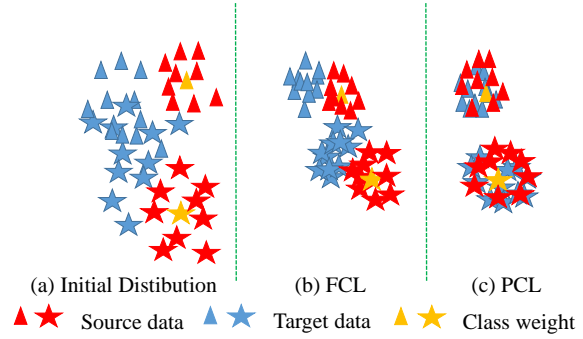


Figure 1. Feature contrastive learning v.s. probabilistic contrastive learning. (a) The distribution of initial features are relatively scattered. (b) After FCL, the features of same semantic are clustered, but the learned class weights are deviated from the class center. (c) After PCL, the features with similar semantics can be not only clustered but also distributed around the class weights.

lar, directly applying the model trained on the old domain (source) to the new domain (target) often encounters a great performance degradation. In machine learning community, domain adaptation [25, 39] has been proposed to address this issue.

For the classification tasks, the distinguishability of the features themselves need be ensured in order to obtain good performance. That is, the features with the same semantics should be as compact as possible. However, in domain adaptation, the learned features on target domain are usually diffuse and indistinguishable, as illustrated in Figure 1(a) since the target domain lacks the ground-truth labels. Fortunately, contrastive learning can learn semantically compact feature representations on unlabeled data, which tends to cluster semantically similar features together [5, 6, 26, 68]. Therefore, we can perform feature contrastive learning (FCL) on the target domain to make the target domain features more distinguishable, as illustrated in Figure 1(b). However, compared with great success in applying contrastive learning to self-supervised learning, we find that FCL only brings very limited improvement (64.3% \rightarrow 64.5%) in domain adaption (see Figure 2). This empirical result naturally raises a question: *why does fea-*

*Corresponding Author

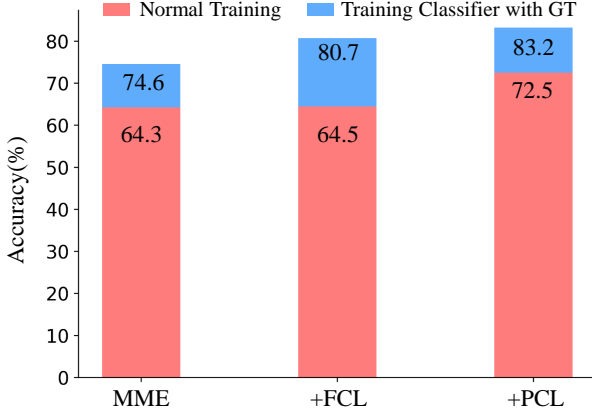


Figure 2. Comparison of different methods on DomainNet (R→S) under the SSDA setting of 3-shot with Resnet34. We use MME [48] as baseline model to verify the effect of FCL and PCL.

ture contrastive learning perform poorly in domain adaptation?

To answer this question, we first verify whether contrastive learning actually improves the distinguishability of target domain features. Specifically, we freeze the feature extractor and train the classifier with Ground Truth. As shown in Figure 2, the accuracy of FCL has increased by 6.1% (74.6% → 80.7%) for such a setting, but the actual accuracy has only increased by 0.2% (64.3% → 64.5%). The experimental results prove that FCL indeed can improve the distinguishability of features. Furthermore, there maybe exist some problems during the learning of classifier, which cause the poor performance of directly applying contrastive learning to domain adaptation.

In fact, for the classification tasks, the class weights (weights of final fully connected layer) need to be close to the class-wise centers of features, besides the features themselves are distinguishable enough. That is, the features need be close to its corresponding class weight. The current contrastive learning methods [5, 6, 68, 79] usually use the features before the classifier to calculate the contrastive loss, in which the information of class weights is not involved during optimization. Therefore, FCL cannot enforce the features to cluster around the class weights. In domain adaptation, however, there is only complete supervision signal on the source domain, and the source and target data are usually drawn from different distributions. Consequently, the learned class weights would deviate from the target data as they are only optimized by supervised signals from source domain. Although the target features are distinguishable benefiting from the introduction of FCL, it is difficult for the class weights to effectively distinguish them, as shown in Figure 1(b). Thus a key question is how to take the class information into the optimization process so that the features are enforced to locate around the corresponding class

weights.

Therefore, we ask a natural question: is it possible to have features close to class weights as long as we introduce class weight information? To introduce class weight information, a naive idea is to directly use the logits after the classifier to calculate the contrastive loss. However, we find that this approach cannot effectively improve the performance of FCL, which shows that simply introducing class weights cannot effectively reduce the distance between features and weights. Therefore, we need to carefully design a contrastive learning loss that can explicitly narrow the distance between features and class weights.

In order to deeply understand this problem, we first think about what kind of information can indicate that the feature is close to its class weight. For convenience, we define a set of class weights $W = (\mathbf{w}_1, \dots, \mathbf{w}_C)$, a test vector \mathbf{f}_i , and its classification probability \mathbf{p}_i . Here C is the number of categories and the c -th component $p_{i,c}$ of the probability \mathbf{p}_i is defined by $p_{i,c} = \frac{\exp(\mathbf{w}_c^\top \mathbf{f}_i)}{\sum_{j \neq c} \exp(\mathbf{w}_j^\top \mathbf{f}_i) + \exp(\mathbf{w}_c^\top \mathbf{f}_i)}$. Assume \mathbf{f}_i is close to \mathbf{w}_c , which means that $\mathbf{w}_c^\top \mathbf{f}_i$ becomes larger and $p_{i,c}$ will be close to 1. Meanwhile, when $p_{i,c}$ is close to 1, $\{p_{i,j}\}_{j \neq c}$ will be close to 0 since $\sum_j p_{i,j} = 1$. That is, when \mathbf{f}_i is close to a class weight, the probability \mathbf{p}_i will be approximately close to the one-hot form.

Inspired by this intuition, we encourage the probability of the features as close to the one-hot form as possible in order to reduce the distance between features and class weights. In this work, we found that as long as the feature is replaced by the probability and the ℓ_2 normalization is removed, the contrastive loss will automatically force the probability of features to approximate the one-hot form. Figure 1(c) illustrates the results and we will elaborate on the rationale in the “Probabilistic Contrastive Learning” section.

Our main contributions are four-folds.

1) To the best of our knowledge, this is the first work to clearly point out that the traditional feature contrastive learning cannot work well for domain adaptation because it does not consider class information to reduce the distance between features and weights. This is very important and motivates us to design PCL instead of applying contrastive learning directly to domain adaptation tasks.

2) Based on the above insights, we design a simple yet effective probabilistic contrastive loss, which only needs to replace the features in FCL with probability and remove the ℓ_2 normalization. We believe PCL provides a new route to develop contrastive learning.

3) PCL is a plug-and-play loss that works across multiple tasks, *e.g.*, UDA, SSDA, SSL, UDA detection, and UDA semantic segmentation, and multiple methods, *e.g.*, GVB [12], MME [48], Fixmatch [53], CCSSL [73], Flexmatch [72], RPA [78], and BAPA [36].

4) Although PCL is simple, it outperforms many complex techniques, *e.g.*, meta-optimization in MetaAlign [65] (in Table 4) and prototypical+triplet loss in ECACL-P [31] (in Table 6). More importantly, PCL is better than various improved versions of FCL, *e.g.*, projection head [5], SFCL [26], and BCE [81]. Evidently, PCL is a novel well-designed technique.

2. Related Work

2.1. Contrastive Representation Learning

Contrastive learning [4, 5, 9, 15, 18, 19] is a framework to learn similar/dissimilar representations from data that are organized into similar/dissimilar pairs. Since there is no label information, an instance discrimination pretext task [67] is used, where a query and a key form a positive pair if they are data-augmented versions of the same image. They form a negative pair otherwise. In these works, an effective contrastive loss function called InfoNCE [40] is widely adopted.

SimCLR [5] uses self-supervised contrastive learning to first achieve the performance of a supervised ResNet-50 with only a linear classifier trained on self-supervised representations on full ImageNet. [19] proposes MoCo and [7] extends MoCo to MoCo v2, where a small batch size can also achieve competitive results on full ImageNet [47]. In addition, many other methods [4, 18] are proposed to further boost performance. [26] introduces supervised contrastive learning to encourage more compact representation. [11] introduces a set of parametric class-wise learnable centers to tackle long-tailed recognition.

All the above works conduct contrastive learning in the feature space and use the ℓ_2 normalization to process the features. They do not consider at all to reduce the distance between features and class weights. In domain adaptation tasks, however, the class weights often deviate from the target domain features, which has been the major reason to hinder performance. In this work, we propose to use probabilistic contrastive learning for domain adaptation that can explicitly reduce the distance between features and weights.

2.2. Domain Adaptation

Domain Adaptation (classification, detection, segmentation) aims to transfer the knowledge from a labeled source domain to an unlabeled target domain. These approaches can be categorized into two categories. One category is the method using domain alignment and domain invariant feature learning. [37, 38, 59, 71] measure the domain similarity in terms of Maximum Mean Discrepancy (MMD) [3], while [41, 54, 55] introduce the metrics based on second- or higher-order statistics. In addition, there are methods [12, 16, 34, 49, 58] to learn domain-invariant features through adversarial training. Another popular line is to

learn discriminative representation using the pseudo-label technique [17, 30–32, 77]. In particular, in domain adaptive semantic segmentation tasks, recent high-performing methods [32, 77] commonly use the distillation techniques. Although distillation can greatly improve the accuracy of semantic segmentation models, it interrupts the end-to-end training process, making model training very time-consuming. In addition, the distillation-based methods still use some special initialization tricks, such as ASOS [57] model for initialization in the first stage and SimCLRv2 [6] model for initialization in the distillation stage.

In this paper, we propose a simple yet effective probabilistic contrastive learning loss to improve the performance of domain adaptation models. Our method is effective for classification, detection, and segmentation tasks. In particular, in the domain adaptive segmentation task, the non-distilled method BAPA [36] using PCL can achieve or even surpass CPSL-D [32] which uses complex distillation techniques as well as special initialization strategies.

2.3. Semi-Supervised Learning

Semi-Supervised Learning (SSL) [2, 13, 29, 74] aims to leverage the vast amount of unlabeled data with limited labeled data to improve recognition performance. Mean teacher [56] uses two different models to ensure consistency across similar images. Mix-Match [2] and ReMix-Match [1] use interpolation between labeled and unlabeled data to generate perturbed features. FixMatch [53] achieves impressive performance by generating the confident pseudo labels of the unlabeled samples and treating them as labels for the perturbed samples. In this work, we also explore the effectiveness of PCL over SSL.

3. Method

In this section, we first review feature contrastive learning widely used in unsupervised learning, and then elaborate on our probabilistic contrastive learning. We define the model $M = F \circ E$ with the feature extractor E and the classifier F . Here F has the parameters $W = (\mathbf{w}_1, \dots, \mathbf{w}_C)$, where C is the number of classes, and \mathbf{w}_k is the class weights of the k -th class (also called class prototype).

3.1. Feature Contrastive Learning

The source domain images already have clear supervision signals, and contrastive learning is no longer required. Thus we only calculate the contrastive learning loss for the target domain data. Specifically, let $\mathcal{B} = \{(x_i, \tilde{x}_i)\}_{i=1}^N$ be a batch of data pairs, which are sampled from target domain, where N is the batch size, and x_i and \tilde{x}_i are two random transformations of a sample. Then, we use the E to extract the features, and get $\mathcal{F} = \{(\mathbf{f}_i, \tilde{\mathbf{f}}_i)\}_{i=1}^N$. For a query feature \mathbf{f}_i , the feature $\tilde{\mathbf{f}}_i$ is the positive and all other samples are

the negative. Then the InfoNCE loss [40] has the following form

$$\ell_{\mathbf{f}_i} = -\log \frac{\exp(sg(\mathbf{f}_i)^\top g(\tilde{\mathbf{f}}_i))}{\sum_{j \neq i} \exp(sg(\mathbf{f}_i)^\top g(\mathbf{f}_j)) + \sum_k \exp(sg(\mathbf{f}_i)^\top g(\tilde{\mathbf{f}}_k))}, \quad (1)$$

where $g(\mathbf{f}) = \frac{\mathbf{f}}{\|\mathbf{f}\|_2}$ is a standard ℓ_2 normalization operation widely used in feature contrastive learning [5, 40, 64], and s is the scaling factor.

From Equation (1), we can observe that there is no class weight information involved in $\ell_{\mathbf{f}_i}$. Therefore, in the optimization process of contrastive loss, it is impossible to constrain the features to locate around the class weights.

3.2. Naive Solution

In order to introduce the information of the class weights, the most straightforward way is to use the features after the classifier to calculate the contrastive loss. Therefore, we choose logits to calculate the contrastive loss, and get the logits contrastive learning loss (LCL). However, the experimental results in the "PCL v.s. FCL with Projection Head" section show that LCL does not improve the performance of FCL. This is because although LCL introduces the information of class weights, the optimization process of LCL loss does not directly constrain the distance between features and class weights. That is, minimizing the LCL loss does not imply that the distance between features and weights should be narrowed. Therefore, we need to skillfully design a contrastive loss to explicitly narrow the distance between features and class weights.

3.3. Probabilistic Contrastive Learning

Contrastive learning based on InfoNCE loss [40] shows better representation ability than other forms of contrastive loss [62]. In this work, instead of designing a new form of InfoNCE loss, we focus on how to make the feature \mathbf{f}_i close to class weights by constructing a new input \mathbf{f}'_i to calculate the contrastive loss. That is, the loss about the new feature \mathbf{f}'_i is still defined by

$$\ell_{\mathbf{f}'_i} = -\log \frac{\exp(s\mathbf{f}'_i{}^\top \tilde{\mathbf{f}}_i)}{\sum_{j \neq i} \exp(s\mathbf{f}'_i{}^\top \mathbf{f}'_j) + \sum_k \exp(s\mathbf{f}'_i{}^\top \tilde{\mathbf{f}}_k)}. \quad (2)$$

Then our goal is to design a suitable \mathbf{f}'_i so that *the smaller the $\ell_{\mathbf{f}'_i}$, the closer the \mathbf{f}_i is to the class weights*.

From Equation (2), a smaller $\ell_{\mathbf{f}'_i}$ means a larger $\mathbf{f}'_i{}^\top \tilde{\mathbf{f}}_i$. Thus the above problem can be roughly simplified to *the larger the $\mathbf{f}'_i{}^\top \tilde{\mathbf{f}}_i$, the closer the \mathbf{f}_i is to the class weights*. On the other hand, as explained in Introduction, the closer the \mathbf{f}_i is to the class weight, the closer the corresponding

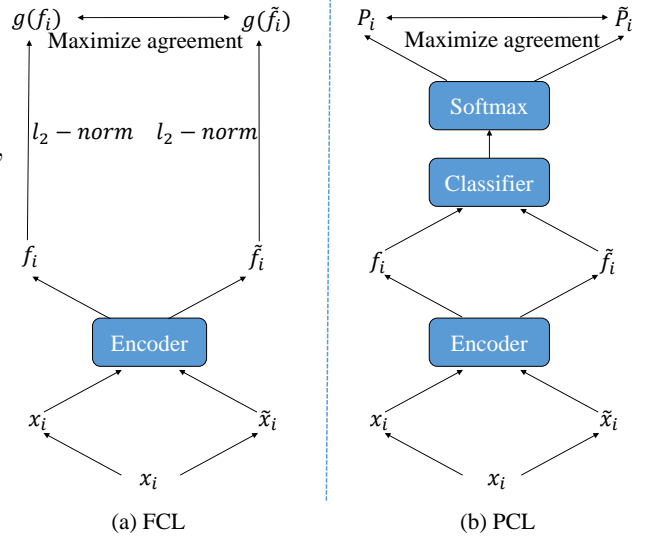


Figure 3. Framework of FCL and PCL. Different from FCL, PCL uses the output of softmax to perform contrastive learning and removes the ℓ_2 normalization.

probability \mathbf{p}_i is to the one-hot form, *i.e.*, satisfying the following form

$$\mathbf{p}_i = (0, \dots, 1, \dots, 0). \quad (3)$$

Therefore, our goal can be reformulated as how to design a suitable \mathbf{f}'_i so that *the larger the $\mathbf{f}'_i{}^\top \tilde{\mathbf{f}}_i$ is, the closer \mathbf{p}_i is to the one-hot form in Equation (3)*.

Fortunately, we found the probability \mathbf{p}_i itself can satisfy such a requirement. Here we explain the details. Note that $\mathbf{p}_i = (p_{i,1}, \dots, p_{i,C})$ and $\tilde{\mathbf{p}}_i = (\tilde{p}_{i,1}, \dots, \tilde{p}_{i,C})$ are both the probability distributions. Then we have

$$0 \leq p_{i,c} \leq 1, 0 \leq \tilde{p}_{i,c} \leq 1, \forall c \in \{1, \dots, C\}. \quad (4)$$

In addition, the ℓ_1 -norm of \mathbf{p}_i and $\tilde{\mathbf{p}}_i$ equals one, *i.e.*, $\|\mathbf{p}_i\|_1 = \sum_c p_{i,c} = 1$ and $\|\tilde{\mathbf{p}}_i\|_1 = \sum_c \tilde{p}_{i,c} = 1$. Obviously, we have

$$\mathbf{p}_i{}^\top \tilde{\mathbf{p}}_i = \sum_c p_{i,c} \tilde{p}_{i,c} \leq 1. \quad (5)$$

The equality is held if and only if $\mathbf{p}_i = \tilde{\mathbf{p}}_i$ and both of them have a one-hot form as in Equation (3). In other words, in order to maximize $\mathbf{p}_i{}^\top \tilde{\mathbf{p}}_i$, the \mathbf{p}_i and $\tilde{\mathbf{p}}_i$ need satisfy the one-hot form at the same time. Therefore, \mathbf{p}_i can server as the new input \mathbf{f}'_i in Equation (2).

From the derivation process, we can see that *the property that the ℓ_1 -norm of probability equals one is very important*. This property guarantees that the maximum value of $\mathbf{p}_i{}^\top \tilde{\mathbf{p}}_i$ can only be reached when \mathbf{p}_i and $\tilde{\mathbf{p}}_i$ satisfy the one-hot form at the same time. Evidently, we cannot perform ℓ_2

Method	R→C	R→P	P→C	C→S	S→P	R→S	P→R	Mean
Baseline	71.4	70.0	72.6	62.7	68.2	64.3	77.9	69.5
+ FCL	72.5	71.6	73.1	66.4	70.2	64.5	80.8	71.3
+ NTCL	72.9	71.3	73.3	66.3	71.3	67.1	80.5	71.7
+ LCL	72.8	70.6	72.5	66.4	70.5	64.5	81.3	71.2
+ Our PCL- ℓ_2	75.1	74.4	76.2	70.3	73.5	69.9	82.5	74.6
+ Our PCL	78.1	76.5	78.6	72.5	75.6	72.5	84.6	76.9

Table 1. Ablation study on effect of different features on Domain-Net under the setting of 3-shot and Resnet34.

normalization operation on probability like the traditional FCL. Finally, our new contrastive loss is defined by

$$\ell_{\mathbf{p}_i} = -\log \frac{\exp(\mathbf{s}\mathbf{p}_i^\top \tilde{\mathbf{p}}_i)}{\sum_{j \neq i} \exp(\mathbf{s}\mathbf{p}_i^\top \mathbf{p}_j) + \sum_k \exp(\mathbf{s}\mathbf{p}_i^\top \tilde{\mathbf{p}}_k)}. \quad (6)$$

Comparing Equation (1) and Equation (6), we can see two main differences. First, Equation (6) uses the probability \mathbf{p}_i in contrastive learning instead of the extracted features \mathbf{f}_i . Second, Equation (6) removes the ℓ_2 normalization g . Figure 3 gives an intuitive comparison between FCL and PCL.

4. Discussing: Is PCL a trick?

PCL is very simple and looks like a trick. However, the principle behind this simple operation is the core value of this paper.

1. Current approaches [51, 52, 82] generally regard contrastive learning as a general technique to improve feature consistency and often focus on the false negative sample problem. Few works think about contrastive learning in terms of reducing feature and class weight distances. Therefore, we have reason to believe that this is not a trivial view.

2. Based on the above viewpoints, we deduce a concise PCL through in-depth analysis. Note that although PCL is somewhat similar to projection heads, it has completely different motivations from projection heads. We will also prove later that it cannot be naturally extended to PCL from the perspective of projection head.

3. Without the analysis, it would be difficult for us to answer: Why are the two simple operations involved in PCL so important? Why is logits+ ℓ_2 normalization not good? Why is the effect of probability + ℓ_2 normalization not good?

Next, we will demonstrate that some common contrastive learning improvement strategies or natural generalization cannot replace the role of PCL in domain adaptation tasks.

4.1. PCL v.s. FCL

We first compare contrastive learning on feature (FCL) and probability (PCL), and Table 1 gives the results. We have the following observations. First, the traditional FCL

can improve the performance of the baseline but the gain is limited. Second, the average gain of our probabilistic contrastive learning over FCL is more than 5%, which indicates the valuable effect of probabilistic contrastive learning.

4.2. PCL v.s. FCL with Projection Head

In SimCLR [5], the authors have proven that projection head is a very useful technique. It changes the feature of calculating the contrastive loss from *feature+ ℓ_2 normalization* to *projection head+ ℓ_2 normalization*. Inspired by this, CLDA [51] uses the classifier as the projection head to design two contrastive learning losses and achieve better performance. In this section, we mainly verify whether the performance gain of our PCL comes entirely from the application of projection head. To this end, We designed the following three projection heads:

1) Following the SimCLR, We introduce an additional nonlinear transformation (NT) on the features, and then normalize the features after the NT to calculate the contrastive loss. We call it NT-Based Contrastive Learning (NTCL).

2) We directly use the classifier as the projection head and named it logits contrastive learning (LCL). Since LCL uses the output after the classifier F to calculate the contrastive loss, it is one of the most direct methods to introduce class weight information.

3) We further generalize the projection head to classifier+softmax. For this setting, the feature of calculating the contrastive loss becomes classifier+softmax with ℓ_2 normalization. Essentially, it has only one more ℓ_2 normalization than our PCL, and thus we denote it PCL- ℓ_2 . Actually, this generalization is not natural as many methods [5, 8, 9, 15] do not include softmax in the projection head.

Table 1 gives the results and we have the following observations. **First**, the above three projection heads all get lower performance than PCL, which indicates that the key reason for the gain of PCL is not from the use of projection head. **Second**, both LCL and PCL- ℓ_2 are inferior to PCL, which shows that simply introducing class weight information cannot effectively enforce features locate around class weights. That is, we need skillfully design a contrastive learning loss to explicitly constrain the distance of feature and class weights. **Third**, the results experimentally verify the motivation of PCL. The current contrastive learning methods [8, 9, 15] all follow the standard paradigm of feature+ ℓ_2 normalization. In particular, neither the perspective of projection head nor the introduction of class weights can induce PCL since there are no reason for them to adopt probability and discard the ℓ_2 normalization widely used in contrastive learning. In this work, however, our motivation is exactly that contrastive learning needs to reduce the distance between features and class weights for domain adaptation. Only with such a motivation, we can explicitly replace features with probabilities and remove the ℓ_2 normal-

Method	R→C	R→P	P→C	C→S	S→P	R→S	P→R	Mean
Baseline	71.4	70.0	72.6	62.7	68.2	64.3	77.9	69.5
+ FCL	72.5	71.6	73.1	66.4	70.2	64.5	80.8	71.3
+ SFCL	72.7	72.4	73.2	66.5	70.8	65.5	81.2	71.8
+ BCE	73.3	73.0	74.7	66.7	71.9	67.5	80.4	72.5
+ FCL+BCE	73.9	73.1	74.1	66.5	71.5	67.3	81.4	72.5
+ PCL	78.1	76.5	78.6	72.5	75.6	72.5	84.6	76.9

Table 2. Comparison of different FCL improvement methods on DomainNet under the setting of 3-shot and Resnet34.

ization (see "Probabilistic Contrastive Learning" section).

4.3. PCL v.s. SFCL

In contrastive learning, there may be some negative samples that indeed belong to the same category as the query sample, which are called false negative samples. Many methods [15, 26, 68] point out that the false negative samples are harmful to contrastive learning. Then a natural question is raised for domain adaptation: *whether can we make feature contrastive learning work well by reducing the false negative samples without probabilistic contrastive learning?*

An appropriate way to address the false negative problem is to use the supervised feature contrastive learning (SFCL) [26]. In this section, we compare PCL with SFCL to verify whether PCL is necessary in domain adaptation tasks. SFCL requires the labels to avoid false negative samples. But we have no labels for the target domain data. Here we particularly use pseudo labels.

Table 2 shows the results. It can be seen that SFCL can indeed improve the performance of FCL. Compared with PCL, however, SFCL has very limited improvement over FCL. Specifically, SFCL can learn better feature representations by alleviating the false negative problem, but it cannot solve the problem of feature deviation from class weights, like FCL. The experimental results reveal that the feature deviation from class weights is more critical than the negative sample problem to domain adaptation.

4.4. The Importance of InfoNCE Loss

In this section, we explore whether it is necessary to use the function form based on InfoNCE loss to approximate the probability to the one-hot form. In particular, we consider binary cross entropy loss (BCE) used in [81]. For convenience, we redefine the probabilities \mathbf{p}_i and $\tilde{\mathbf{p}}_i$ as \mathbf{p}_i^0 and \mathbf{p}_i^1 . Then the new loss function is defined as

$$\ell_{bce} = - \sum_{i,j,m,n} (\hat{y}_{i,j}^{n,m} \log(p_{i,j}^{n,m}) + (1 - \hat{y}_{i,j}^{n,m}) \log(1 - p_{i,j}^{n,m})), \quad (7)$$

where $n, m \in \{0, 1\}$, $p_{i,j}^{n,m} = \mathbf{p}_i^{n,\top} \mathbf{p}_j^m$, and $\hat{y}_{i,j}^{n,m} = \mathbb{1}[p_{i,j}^{n,m} \geq t \text{ or } (i = j)]$. We set $t = 0.95$.

Observing the Equation (7), BCE loss will maximize $p_{i,j}^{n,m} = \mathbf{p}_i^{n,\top} \mathbf{p}_j^m$ when $\hat{y}_{i,j}^{n,m} = 1$. Note that \mathbf{p}_i^n and \mathbf{p}_j^m are

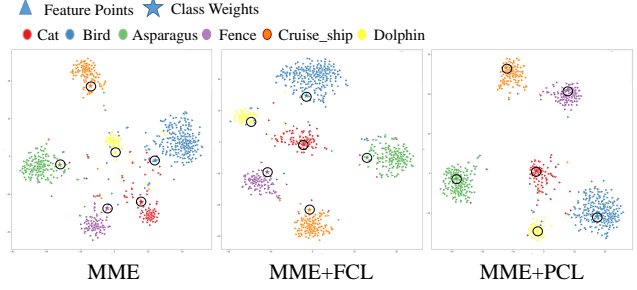


Figure 4. The t-SNE visualization of learned features. We focus on the relationship between features and class weights on the R→S task of DomainNet dataset with Resnet34 under the setting of 3-shot. Best viewed in color.

the probability. So $p_{i,j}^{n,m}$ will take maximum if and only if \mathbf{p}_i^n and \mathbf{p}_j^m are equal and both of them have a one-hot form. Therefore, BCE loss can force the probability to present the one-hot form. Based on the above analysis, we can use BCE to replace PCL. In addition, we also consider combining FCL and BCE to optimize the model. Table 2 gives the results. It can be seen that although the BCE is better than FCL, it is still inferior to PCL. This indicates that the form of InfoNCE is better than the pair-wise form of BCE, and the conclusion is consistent with [62].

4.5. T-SNE Visualization

Figure 4 shows the relationship between the unlabeled features and the class weights for the three methods, including MME, MME+FCL, and MME+PCL. Firstly, compared with MME, MME+FCL produces more compact feature clusters for the same category and more separate feature distributions for different categories. However, the learned class weights are deviated from the feature centers for both MME+FCL and MME. Secondly, the class weights of MME+PCL are closer to the feature centers than MME+FCL. It demonstrates that probabilistic contrastive learning is effective in enforcing features closer to class weights.

5. Experiments

In this section, we will verify the validity of the PCL on five different tasks. Four of these are classification, detection, and segmentation tasks in domain adaptation, and one is a semi-supervised learning task under conditions with little labeled data.

5.1. UDA Semantic Segmentation

Setup We evaluate the performance of our methods on two standard UDA semantic segmentation tasks: GTA5 [45]→Cityscapes [10] and SYNTHIA [46]→Cityscapes. We take BAPA [36] with ResNet-101 [20] as our baseline.

Methods	GTA5	SYNTHIA	
	mIoU (%)	mIoU-13 (%)	mIoU-16 (%)
ProDA (CVPR'21) [77]	53.7	-	-
DSP (ACM MM'21) [17]	55.0	59.9	51.0
CPSL (CVPR'22) [32]	55.7	61.7	54.4
BAPA (ICCV'21) [36]	57.4	61.2	53.3
ProDA-D (CVPR'21) [77]	57.5	62.0	55.5
ProDA-D+CaCo (CVPR'22) [22]	58.0	-	-
CPSL-D (CVPR'22) [32]	60.8	65.3	57.9
BAPA*	57.7	60.1	53.3
+ Our PCL	60.7	68.2	60.3

Table 3. Result on UDA Semantic Segmentation. -D means to use an additional two-step distillation technique. * means our reimplementation.

Method	Acc	Method	Acc
RADA (ICCV'21) [23]	71.4	ToAlign (NeurIPS'21) [66]	72.0
SCDA (ICCV'21) [33]	73.1	FixBi (CVPR'21) [39]	72.7
SDAT (ICML'22) [44]	72.2	CTS (NeurIPS'21) [35]	73.0
GVB* (CVPR'20) [12]	70.3	GVB [†]	73.5
+ MetaAlign (CVPR'21) [65]	71.3	-	-
+ Our PCL	72.3	+ Our PCL	74.5

Table 4. Average performance of 12 UDA tasks on Office-Home. * means our reimplementation.

The current SOTA method of UDA semantic segmentation generally adopts the distillation technique for post-processing. The distillation makes the training process very complicated and requires some special training strategies, such as initialization with a more transferable SimCLRv2 [6] model. Therefore, here we divide UDA semantic segmentation methods into simple non-distilled methods and complex distillation methods.

Table 3 gives the results. First, our method can achieve very significant gains on the baseline and outperforms all non-distilled methods by a large margin on SYNTHIA (6.5% for mIoU-13 and 5.9% of mIoU-16). Second, compared with the methods using distillation techniques, our method has only slightly lower performance than CPSL-D on GTA5 and outperforms CPSL-D by more than 2% on SYNTHIA. **Notably, the training cost of the distillation-based methods is particularly expensive. For example, CPSL-D requires 4*V100 and a training period of 11 days, while our method only needs 1*RTX3090 and a training period of about 5 days.**

5.2. UDA Classification

Setup We evaluate our PCL in the following two standard benchmarks: **Office-Home** [60] and **VisDA-2017** [42]. We take GVB-GD [12] with ResNet50 [20] as our baseline.

Table 4 and Table 5 give the results. In particular, inspired by some previous semi-supervised domain adaptation methods [30, 31], we add FixMatch [53] to GVB and get the stronger GVB[†]. We evaluate our proposed method by applying PCL to GVB and GVB[†]. From the results, it

Method	Acc	Method	Acc
CST (NeurIPS'21) [35]	80.6	SENTRY (ICCV'21) [43]	76.7
GVB* (CVPR'21) [12]	75.0	GVB [†]	80.4
+ Our PCL	80.8	+ Our PCL	82.5

Table 5. Accuracies(%) of Synthetic→Real on VisDA-2017 for UDAs. * means our reimplementation.

Methods	Office-Home	DomainNet	
	3-shot	1-shot	3-shot
CLDA (NeurIPS'21) [51]	75.5	71.9	75.3
MME* (ICCV'19) [48]	73.5	67.9	69.5
+ Our PCL	75.5	73.5	76.9
CDAC [†] (CVPR'21) [30]	74.8	73.6	76.0
ECACL-P [†] (ICCV'21) [31]	-	72.8	76.4
MCL [†] (IJCAI'22) [72]	77.1	74.4	76.5
MME [†]	76.9	72.9	76.1
+ Our PCL	78.1	75.1	78.2

Table 6. Average performance on *DomainNet* (7 SSDA tasks) and *Office-Home* (12 SSDA tasks). * means our reimplementation.

can be seen that our method can bring considerable gains both on GVB and GVB[†]. In particular, with GVB as the baseline, PCL outperforms MetaAlign by 1%, which is a meta-optimization-based technique and involves more complicated operations than PCL. This further demonstrates the superiority of PCL.

5.3. Semi-Supervised Domain Adaptation

Setup We evaluate the effectiveness of our proposed approach on two SSDA image classification benchmarks, *i.e.*, *DomainNet* [41] and *Office-Home*. We choose MME [48] with ResNet34 [20] as our baseline. In particular, inspired by CDAC [30] and ECACL-P [31], we add FixMatch [53] to MME to build a stronger MME[†].

Table 6 gives the results and we have the following observations.

1) PCL outperforms the methods without Fixmatch for most of settings. In particular, CLDA uses a classifier as the projection head with instance contrastive learning and class-wise contrastive learning. But our PCL can defeat CLDA, although PCL is only equipped with instance contrastive learning. For example, under the DomainNet, PCL achieves 73.5% (1-shot) and 76.9% (3-shot) while CLDA achieves 71.9% (1-shot) and 75.3% (3-shot). The results indicate the superiority of PCL over the projection head.

2) Both CDAC and ECACL-P use Fixmatch. In addition, CDAC proposes the AAC loss to improve MME loss, while ECACL-P designs the prototypical loss and triplet loss to further improve MME performance. It can be seen that PCL is close to CDAC and ECACL-P in performance even without Fixmatch, and once equipped with Fixmatch, our

Method	AP	Method	AP
MeGA-CDA (CVPR'21) [61]	44.8	RPA (CVPR'21) * [78]	45.3
UMT (CVPR'21) [14]	43.1	+ Our PCL	47.8

Table 7. Detection performance (%) on UDA detection task. * means our reimplementation.

Method	4-shot Acc	Method	4-shot Acc
Dash (ICML'21) [70]	55.24±0.96	SimMatch (CVPR'22) [80]	62.19
DP-SSL (NeurIPS'21) [69]	56.83±1.29	NP-Match (ICML'21) [63]	61.09±0.99
FixMatch* (NeurIPS'20) [53]	53.58±2.09	+ Our PCL	57.62±2.52
CCSSL* (CVPR'20) [73]	60.49±0.57	+ Our PCL	62.95±1.39
FlexMatch* (NeurIPS'21) [76]	61.78±1.17	+ Our PCL	64.15±0.53

Table 8. Accuracy of SSL for CIFAR-100 (400 labels). * means our reimplementation.

method achieves state-of-the-art for almost all settings. It proves that PCL outperforms the AAC loss and prototypical loss+triplet loss.

5.4. UDA Detection

Setup We conduct an experiment on SIM10k [24] → Cityscapes [10] scenes to verify whether our proposed method is effective for the object detection task. In particular, we choose the recent RPA [78] with Vgg16 [50] as the baseline.

Table 7 gives the results. It can be seen that our method can still improve the performance of the baseline model on UDA detection.

5.5. Semi-Supervised Learning

In fact, the applicable scenarios of PCL are not limited to the domain adaptation. As long as the features of unlabeled data cannot be clustered around the class weights, our method has a good potential to improve the performance. In this section, we consider the case where the source domain and target domain come from the same distribution, *i.e.*, semi-supervised learning. In particular, for the semi-supervised tasks, the unlabeled features will deviate from the class weight when the labeled data is very scarce. Therefore, we consider the case where there are only 4 labeled samples per class.

Setup We conduct the experiments on CIFAR-100 [27]. We take FixMatch [53], CCSSL [73] and Flexmatch [76] as our baseline and use WRN-28-8 [75] as backbone.

The quantitative evaluation results on CIFAR-100 are reported in Table 8. Our method get a great gain (+4.04%) for FixMatch. On the stronger baseline model CCSSL and Flexmatch, our PCL still get a significant gain. The results well demonstrate the effectiveness of our method.

6. Conclusion

In this paper, we found that the traditional FCL can only cluster the features of similar semantics and cannot en-

force the learned features to be distributed around the class weights because the class weights are not involved during optimization. To solve this problem, we propose a novel probabilistic contrastive learning. Specifically, we use the probabilities after Softmax instead of the features, and remove the ℓ_2 normalization widely used in FCL. We experimentally verified the effectiveness of our proposed methods in multiple tasks and multiple methods. We believe that our PCL provides an innovative route for various visual tasks.

References

- [1] David Berthelot, Nicholas Carlini, Ekin D. Cubuk, Alex Kurakin, Kihyuk Sohn, Han Zhang, and Colin Raffel. Remix-match: Semi-supervised learning with distribution alignment and augmentation anchoring. In *ICLR*, 2020. 3
- [2] David Berthelot, Nicholas Carlini, Ian J. Goodfellow, Nicolas Papernot, Avital Oliver, and Colin Raffel. Mixmatch: A holistic approach to semi-supervised learning. In *NeurIPS*, 2019. 3
- [3] Karsten M Borgwardt, Arthur Gretton, Malte J Rasch, Hans-Peter Kriegel, Bernhard Schölkopf, and Alex J Smola. Integrating structured biological data by kernel maximum mean discrepancy. *Bioinformatics*, 22(14):e49–e57, 2006. 3
- [4] Mathilde Caron, Ishan Misra, Julien Mairal, Priya Goyal, Piotr Bojanowski, and Armand Joulin. Unsupervised learning of visual features by contrasting cluster assignments. In *NeurIPS*, 2020. 3
- [5] Ting Chen, Simon Kornblith, Mohammad Norouzi, and Geoffrey E. Hinton. A simple framework for contrastive learning of visual representations. In *ICML*, 2020. 1, 2, 3, 4, 5
- [6] Ting Chen, Simon Kornblith, Kevin Swersky, Mohammad Norouzi, and Geoffrey E Hinton. Big self-supervised models are strong semi-supervised learners. In *NeurIPS*, pages 22243–22255, 2020. 1, 2, 3, 7
- [7] Xinlei Chen, Haoqi Fan, Ross B. Girshick, and Kaiming He. Improved baselines with momentum contrastive learning. *CoRR*, 2020. 3
- [8] Xinlei Chen and Kaiming He. Exploring simple siamese representation learning. In *CVPR*, 2021. 5
- [9] Xinlei Chen, Saining Xie, and Kaiming He. An empirical study of training self-supervised vision transformers. *arXiv preprint arXiv:2104.02057*, 2021. 3, 5
- [10] Marius Cordts, Mohamed Omran, Sebastian Ramos, Timo Rehfeld, Markus Enzweiler, Rodrigo Benenson, Uwe Franke, Stefan Roth, and Bernt Schiele. The cityscapes dataset for semantic urban scene understanding. In *CVPR*, pages 3213–3223, 2016. 6, 8
- [11] Jiequan Cui, Zhisheng Zhong, Shu Liu, Bei Yu, and Jiyaya Jia. Parametric contrastive learning. *arXiv preprint arXiv:2107.12028*, 2021. 3
- [12] Shuhao Cui, Shuhui Wang, Junbao Zhuo, Chi Su, Qingming Huang, and Qi Tian. Gradually vanishing bridge for adversarial domain adaptation. In *CVPR*, 2020. 2, 3, 7
- [13] Zihang Dai, Z. Yang, Fan Yang, William W. Cohen, and R. Salakhutdinov. Good semi-supervised learning that requires a bad gan. *ArXiv*, abs/1705.09783, 2017. 3

- [14] Jinhong Deng, Wen Li, Yuhua Chen, and Lixin Duan. Unbiased mean teacher for cross-domain object detection. In *CVPR*, 2021. 8
- [15] Debidatta Dwibedi, Yusuf Aytar, Jonathan Tompson, Pierre Sermanet, and Andrew Zisserman. With a little help from my friends: Nearest-neighbor contrastive learning of visual representations. *ICCV*, 2021. 3, 5, 6
- [16] Yaroslav Ganin and Victor Lempitsky. Unsupervised domain adaptation by backpropagation. In *ICML*, 2015. 3
- [17] Li Gao, Jing Zhang, Lefei Zhang, and Dacheng Tao. Dsp: Dual soft-paste for unsupervised domain adaptive semantic segmentation. In *Proceedings of the 29th ACM International Conference on Multimedia*, pages 2825–2833, 2021. 3, 7
- [18] Jean-Bastien Grill, Florian Strub, Florent Altché, Corentin Tallec, Pierre H Richemond, Elena Buchatskaya, Carl Dohersch, Bernardo Avila Pires, Zhaohan Daniel Guo, Mohammad Gheshlaghi Azar, et al. Bootstrap your own latent: A new approach to self-supervised learning. In *NeurIPS*, 2020. 3
- [19] Kaiming He, Haoqi Fan, Yuxin Wu, Saining Xie, and Ross Girshick. Momentum contrast for unsupervised visual representation learning. 2020. 3
- [20] K. He, X. Zhang, S. Ren, and J. Sun. Deep residual learning for image recognition. In *CVPR*, 2016. 1, 6, 7
- [21] Jie Hu, Li Shen, and Gang Sun. Squeeze-and-excitation networks. In *CVPR*, 2018. 1
- [22] Jiaxing Huang, Dayan Guan, Aoran Xiao, Shijian Lu, and Ling Shao. Category contrast for unsupervised domain adaptation in visual tasks. In *CVPR*, 2022. 7
- [23] Xin Jin, Cuiling Lan, Wenjun Zeng, and Zhibo Chen. Re-energizing domain discriminator with sample relabeling for adversarial domain adaptation. In *ICCV*, 2021. 7
- [24] M. Johnson-Roberson, Charles Barto, Rounak Mehta, Sharath Nittur Sridhar, Karl Rosaen, and Ram Vasudevan. Driving in the matrix: Can virtual worlds replace human-generated annotations for real world tasks? In *ICRA*, 2017. 8
- [25] Guoliang Kang, Lu Jiang, Yi Yang, and Alexander G Hauptmann. Contrastive adaptation network for unsupervised domain adaptation. In *CVPR*, 2019. 1
- [26] Prannay Khosla, Piotr Teterwak, Chen Wang, Aaron Sarna, Yonglong Tian, Phillip Isola, Aaron Maschinot, Ce Liu, and Dilip Krishnan. Supervised contrastive learning. *NeurIPS*, 2020. 1, 3, 6
- [27] Alex Krizhevsky, Geoffrey Hinton, et al. Learning multiple layers of features from tiny images. 2009. 8
- [28] Alex Krizhevsky, Ilya Sutskever, and Geoffrey E Hinton. Imagenet classification with deep convolutional neural networks. In *NeurIPS*, 2012. 1
- [29] Chongxuan Li, T. Xu, J. Zhu, and B. Zhang. Triple generative adversarial nets. *ArXiv*, abs/1703.02291, 2017. 3
- [30] Jichang Li, Guanbin Li, Yemin Shi, and Yizhou Yu. Cross-domain adaptive clustering for semi-supervised domain adaptation. In *CVPR*, 2021. 3, 7
- [31] Kai Li, Chang Liu, Handong Zhao, Yulun Zhang, and Yun Fu. Ecaccl: A holistic framework for semi-supervised domain adaptation. In *ICCV*, 2021. 3, 7
- [32] Ruihuang Li, Shuai Li, Chenhang He, Yabin Zhang, Xu Jia, and Lei Zhang. Class-balanced pixel-level self-labeling for domain adaptive semantic segmentation. In *CVPR*, 2022. 3, 7
- [33] Shuang Li, Mixue Xie, Fangrui Lv, Chi Harold Liu, Jian Liang, Chen Qin, and Wei Li. Semantic concentration for domain adaptation. In *ICCV*, 2021. 7
- [34] Hong Liu, Mingsheng Long, Jianmin Wang, and Michael Jordan. Transferable adversarial training: A general approach to adapting deep classifiers. In *ICML*, 2019. 3
- [35] Hong Liu, Jianmin Wang, and Mingsheng Long. Cycle self-training for domain adaptation. *Advances in Neural Information Processing Systems*, 34:22968–22981, 2021. 7
- [36] Yahao Liu, Jinhong Deng, Xincheng Gao, Wen Li, and Lixin Duan. Bapa-net: Boundary adaptation and prototype alignment for cross-domain semantic segmentation. In *Proceedings of the IEEE/CVF International Conference on Computer Vision*, pages 8801–8811, 2021. 2, 3, 6, 7
- [37] Mingsheng Long, Yue Cao, Jianmin Wang, and Michael I Jordan. Learning transferable features with deep adaptation networks. In *ICML*, 2015. 3
- [38] Mingsheng Long, Han Zhu, Jianmin Wang, and Michael I Jordan. Deep transfer learning with joint adaptation networks. In *ICML*, 2017. 3
- [39] Jaemin Na, Heechul Jung, Hyung Jin Chang, and Wonjun Hwang. Fixbi: Bridging domain spaces for unsupervised domain adaptation. In *CVPR*, 2021. 1, 7
- [40] Aaron van den Oord, Yazhe Li, and Oriol Vinyals. Representation learning with contrastive predictive coding. *arXiv preprint arXiv:1807.03748*, 2018. 3, 4
- [41] Xingchao Peng, Qinxun Bai, Xide Xia, Zijun Huang, Kate Saenko, and Bo Wang. Moment matching for multi-source domain adaptation. In *ICCV*, 2019. 3, 7
- [42] Xingchao Peng, Ben Usman, Neela Kaushik, Judy Hoffman, Dequan Wang, and Kate Saenko. Visda: The visual domain adaptation challenge. In *arXiv preprint arXiv:1710.06924*, 2017. 7
- [43] Viraj Prabhu, Shivam Khare, Deeksha Kartik, and Judy Hoffman. Sentry: Selective entropy optimization via committee consistency for unsupervised domain adaptation. In *Proceedings of the IEEE/CVF International Conference on Computer Vision*, pages 8558–8567, 2021. 7
- [44] Harsh Rangwani, Sumukh K Aithal, Mayank Mishra, Arihant Jain, and Venkatesh Babu Radhakrishnan. A closer look at smoothness in domain adversarial training. In *ICML*, 2022. 7
- [45] Stephan R Richter, Vibhav Vineet, Stefan Roth, and Vladlen Koltun. Playing for data: Ground truth from computer games. In *ECCV*, pages 102–118. Springer, 2016. 6
- [46] German Ros, Laura Sellart, Joanna Materzynska, David Vazquez, and Antonio M Lopez. The synthia dataset: A large collection of synthetic images for semantic segmentation of urban scenes. In *CVPR*, pages 3234–3243, 2016. 6
- [47] Olga Russakovsky, Jia Deng, Hao Su, Jonathan Krause, Sanjeev Satheesh, Sean Ma, Zhiheng Huang, Andrej Karpathy, Aditya Khosla, and Michael Bernstein. ImageNet large scale visual recognition challenge. *IJCV*, 2015. 3

- [48] Kuniaki Saito, Donghyun Kim, Stan Sclaroff, Trevor Darrell, and Kate Saenko. Semi-supervised domain adaptation via minimax entropy. In *ICCV*, 2019. 2, 7
- [49] Kuniaki Saito, Kohei Watanabe, Yoshitaka Ushiku, and Tatsuya Harada. Maximum classifier discrepancy for unsupervised domain adaptation. In *CVPR*, 2018. 3
- [50] Karen Simonyan and Andrew Zisserman. Very deep convolutional networks for large-scale image recognition. *arXiv preprint arXiv:1409.1556*, 2014. 8
- [51] Ankit Singh. Clda: Contrastive learning for semi-supervised domain adaptation. *NeurIPS*, 2021. 5, 7
- [52] Ankit Singh, Omprakash Chakraborty, Ashutosh Varshney, Rameswar Panda, Rogerio Feris, Kate Saenko, and Abir Das. Semi-supervised action recognition with temporal contrastive learning. In *CVPR*, pages 10389–10399, 2021. 5
- [53] Kihyuk Sohn, David Berthelot, Chun-Liang Li, Zizhao Zhang, Nicholas Carlini, Ekin D Cubuk, Alex Kurakin, Han Zhang, and Colin Raffel. Fixmatch: Simplifying semi-supervised learning with consistency and confidence. In *NeurIPS*, 2020. 2, 3, 7, 8
- [54] Baochen Sun, Jiashi Feng, and Kate Saenko. Return of frustratingly easy domain adaptation. In *AAAI*, 2016. 3
- [55] Baochen Sun and Kate Saenko. Deep coral: Correlation alignment for deep domain adaptation. In *ECCV*, 2016. 3
- [56] Antti Tarvainen and H. Valpola. Mean teachers are better role models: Weight-averaged consistency targets improve semi-supervised deep learning results. In *NIPS*, 2017. 3
- [57] Yi-Hsuan Tsai, Wei-Chih Hung, Samuel Schulter, Kihyuk Sohn, Ming-Hsuan Yang, and Manmohan Chandraker. Learning to adapt structured output space for semantic segmentation. In *CVPR*, pages 7472–7481, 2018. 3
- [58] Eric Tzeng, Judy Hoffman, Kate Saenko, and Trevor Darrell. Adversarial discriminative domain adaptation. In *CVPR*, 2017. 3
- [59] Eric Tzeng, Judy Hoffman, Ning Zhang, Kate Saenko, and Trevor Darrell. Deep domain confusion: Maximizing for domain invariance. *arXiv preprint arXiv:1412.3474*, 2014. 3
- [60] Hemanth Venkateswara, Jose Eusebio, Shayok Chakraborty, and Sethuraman Panchanathan. Deep hashing network for unsupervised domain adaptation. In *CVPR*, 2017. 7
- [61] Vibashan VS, Vikram Gupta, Poojan Oza, Vishwanath A. Sindagi, and Vishal M. Patel. Mega-cda: Memory guided attention for category-aware unsupervised domain adaptive object detection. In *CVPR*, 2021. 8
- [62] Feng Wang and Huaping Liu. Understanding the behaviour of contrastive loss. In *CVPR*, 2021. 4, 6
- [63] Jianfeng Wang, Thomas Lukasiewicz, Daniela Massiceti, Xiaolin Hu, Vladimir Pavlovic, and Alexandros Neophytou. Np-match: When neural processes meet semi-supervised learning. In *ICML*. PMLR, 2022. 8
- [64] Rui Wang, Zuxuan Wu, Zejie Weng, Jingjing Chen, Guojun Qi, and Yu-Gang Jiang. Cross-domain contrastive learning for unsupervised domain adaptation. *arXiv preprint arXiv:2106.05528*, 2021. 4
- [65] Guoqiang Wei, Cuiling Lan, Wenjun Zeng, and Zhibo Chen. Metaalign: Coordinating domain alignment and classification for unsupervised domain adaptation. In *CVPR*, 2021. 3, 7
- [66] Guoqiang Wei, Cuiling Lan, Wenjun Zeng, Zhizheng Zhang, and Zhibo Chen. Toalign: Task-oriented alignment for unsupervised domain adaptation. In *NeurIPS*, 2021. 7
- [67] Zhirong Wu, Yuanjun Xiong, Stella X Yu, and Dahua Lin. Unsupervised feature learning via non-parametric instance discrimination. In *CVPR*, 2018. 3
- [68] Haoqiang Xu, Xiaopeng Zhang, Hao Li, Lingxi Xie, Hongkai Xiong, and Qi Tian. Hierarchical semantic aggregation for contrastive representation learning. *arXiv e-prints*, 2020. 1, 2, 6
- [69] Yi Xu, Jiandong Ding, Lu Zhang, and Shuigeng Zhou. Dp-ssl: Towards robust semi-supervised learning with a few labeled samples. *Advances in Neural Information Processing Systems*, 34:15895–15907, 2021. 8
- [70] Yi Xu, Lei Shang, Jinxing Ye, Qi Qian, Yu-Feng Li, Baigui Sun, Hao Li, and Rong Jin. Dash: Semi-supervised learning with dynamic thresholding. In *ICML*, 2021. 8
- [71] Hongliang Yan, Yukang Ding, Peihua Li, Qilong Wang, Yong Xu, and Wangmeng Zuo. Mind the class weight bias: Weighted maximum mean discrepancy for unsupervised domain adaptation. In *CVPR*, 2017. 3
- [72] Zizheng Yan, Yushuang Wu, Guanbin Li, Yipeng Qin, Xiaoguang Han, and Shuguang Cui. Multi-level consistency learning for semi-supervised domain adaptation. *IJCAI*, 2022. 2, 7
- [73] Fan Yang, Kai Wu, Shuyi Zhang, Guannan Jiang, Yong Liu, Feng Zheng, Wei Zhang, Chengjie Wang, and Long Zeng. Class-aware contrastive semi-supervised learning. *CVPR*, 2022. 2, 8
- [74] Xiangli Yang, Zixing Song, Irwin King, and Zenglin Xu. A survey on deep semi-supervised learning. *arXiv preprint arXiv:2103.00550*, 2021. 3
- [75] Sergey Zagoruyko and Nikos Komodakis. Wide residual networks. In Richard C. Wilson, Edwin R. Hancock, and William A. P. Smith, editors, *BMVC*, 2016. 8
- [76] Bowen Zhang, Yidong Wang, Wenxin Hou, Hao Wu, Jindong Wang, Manabu Okumura, and Takahiro Shinozaki. Flexmatch: Boosting semi-supervised learning with curriculum pseudo labeling. *NeurIPS*, 2021. 8
- [77] Pan Zhang, Bo Zhang, Ting Zhang, Dong Chen, Yong Wang, and Fang Wen. Prototypical pseudo label denoising and target structure learning for domain adaptive semantic segmentation. In *CVPR*, 2021. 3, 7
- [78] Yixin Zhang, Zilei Wang, and Yushi Mao. Rpn prototype alignment for domain adaptive object detector. In *CVPR*, 2021. 2, 8
- [79] Yuhang Zhang, Xiaopeng Zhang, Robert Qiu, Jie Li, Haoqiang Xu, Qi Tian, et al. Semi-supervised contrastive learning with similarity co-calibration. *arXiv preprint arXiv:2105.07387*, 2021. 2
- [80] Mingkai Zheng, Shan You, Lang Huang, Fei Wang, Chen Qian, and Chang Xu. Simmatch: Semi-supervised learning with similarity matching. In *CVPR*, pages 14471–14481, 2022. 8
- [81] Zhun Zhong, Enrico Fini, Subhankar Roy, Zhiming Luo, Elisa Ricci, and Nicu Sebe. Neighborhood contrastive learning for novel class discovery. In *CVPR*, 2021. 3, 6

- [82] Qianyu Zhou, Chuyun Zhuang, Ran Yi, Xuequan Lu, and Lizhuang Ma. Domain adaptive semantic segmentation via regional contrastive consistency regularization. In *ICME*, pages 01–06. IEEE, 2022. 5