

Non-Adaptive Stochastic Score Classification and Explainable Halfspace Evaluation

Rohan Ghuge* Anupam Gupta† Viswanath Nagarajan*

November 11, 2021

Abstract

We consider the stochastic score classification problem. There are several binary tests, where each test i is associated with a probability p_i of being positive and a cost c_i . The score of an outcome is a weighted sum of all positive tests, and the range of possible scores is partitioned into intervals corresponding to different classes. The goal is to perform tests sequentially (and possibly adaptively) so as to identify the class at the minimum expected cost. We provide the first constant-factor approximation algorithm for this problem, which improves over the previously-known logarithmic approximation ratio. Moreover, our algorithm is *non adaptive*: it just involves performing tests in a *fixed* order until the class is identified.

Our approach also extends to the d -dimensional score classification problem and the “explainable” stochastic halfspace evaluation problem (where we want to evaluate some function on d halfspaces). We obtain an $O(d^2 \log d)$ -approximation algorithm for both these extensions.

Finally, we perform computational experiments that demonstrate the practical performance of our algorithm for score classification. We observe that, for most instances, the cost of our algorithm is within 50% of an information-theoretic lower bound on the optimal value.

1 Introduction

The problem of diagnosing complex systems often involves running a large number of tests for each component of such a system. One option to diagnose such systems is to perform tests on *all* components, which can be prohibitively expensive and slow. Therefore, we are interested in a policy that tests components one by one, and minimizes the average cost of testing. (See [Ü04] for a survey.) Concretely, we consider a setting where the goal is to test various components, in order to assign a risk class to the system (e.g., whether the system has low/medium/high risk).

The *stochastic score classification* (**SSClass**) problem introduced by [GGHK18] models such situations. There are n components in a system, where each component i is “working” with independent probability p_i . While the probabilities p_i are known *a priori*, the random outcomes $X_i \in \{0, 1\}$ are initially unknown. The outcome X_i of each component i can be determined by performing a test of cost c_i : $X_i = 1$ if i is working and $X_i = 0$ otherwise. The overall status of the system is determined by a linear score $r(X) := \sum_{i=1}^n a_i X_i$, where the coefficients $a_i \in \mathbb{Z}$ are input parameters. We are also given a collection of intervals I_1, I_2, \dots, I_k that partition the real line (i.e., all possible scores). The goal is to determine the interval I_j (also called the *class*) that contains

*Department of Industrial and Operations Engineering, University of Michigan, Ann Arbor, USA. Research supported in part by NSF grants CMMI-1940766 and CCF-2006778.

†Department of Computer Science, Carnegie Mellon University, Pittsburgh, USA. Supported in part by NSF awards CCF-1907820, CCF-1955785, and CCF-2006953.

$r(X)$, while incurring minimum expected cost. A well-studied special case is when there are just two classes, which corresponds to evaluating a halfspace or linear-threshold-function [DHK16].

Example: consider a system which must assigned a risk class of *low*, *medium*, or *high*. Suppose there are five components in the system, each of which is working with probability $\frac{1}{2}$. The score for the entire system is the number of working components. A score of 5 corresponds to the “Low” risk class, scores between 2 and 4 correspond to “Medium” risk, and a score of at most 1 signifies “High” risk. Suppose that after testing components $\{1, 2, 3\}$, the system has score 2 (which occurs with probability $\frac{3}{8}$) then it will be classified as medium risk irrespective of the remaining two components: so testing can be stopped. Instead, if the system has score 3 after testing components $\{1, 2, 3\}$ (which occurs with probability $\frac{1}{8}$) then the class of the system cannot be determined with certainty (it may be either medium or low), and so further testing is needed.

A related problem is the *d-dimensional stochastic score classification problem* (*d-SSClass*), which models the situation when a system has d different functions, each with an associated linear score (as above). We must now perform tests on the underlying components to *simultaneously* assign a class to each of the d functions.

In another related problem, a system again has d different functions. Here, the status (working or failed) of each function is determined by some halfspace, and the overall system is considered operational if all d functions are working. The goal of a diagnosing policy is to decide whether the system is operational, and if not, to return at least one function that has failed (and therefore needs maintenance). This is a special case of a problem we call *explainable stochastic halfspace evaluation* (*EX-SFE*).

Solutions for all these problems (*SSClass*, *d-SSClass*, and *EX-SFE*) are *sequential decision processes*. At each step, a component is tested and its outcome (working or failed) is observed. The information from all previously tested components can then be used to decide on the next component to test; this makes the process *adaptive*. This process continues until the risk class can be determined with certainty from the tested components. One simple class of solutions are *non-adaptive* solutions, which are simply described by a priority list: we then test components in this fixed order until the class can be uniquely determined. Such solutions are simpler and faster to implement, compared to their adaptive counterparts: the non-adaptive testing sequence needs to be constructed just once, after which it can be used for all input realizations. However, non-adaptive solutions are weaker than adaptive ones, and our goal is to bound the *adaptivity gap*, the multiplicative ratio between the performance of the non-adaptive solution to that of the optimal adaptive one. Our main result shows that *SSClass* has a constant adaptivity gap, thereby answering an open question posed by [GGHK18]. Additionally, we show an adaptivity gap of $O(d^2 \log d)$ for both the *d-SSClass* and *EX-SFE* problems.

1.1 Problem Definitions

Before we present the results and techniques, let us formally define the problems. For any integer m , we use $[m] := \{1, 2, \dots, m\}$.

Stochastic Score Classification. An instance of *SSClass* consists of n independent $\{0, 1\}$ random variables $X = X_1, \dots, X_n$, where variable X_i has $\Pr[X_i = 1] = \mathbb{E}[X_i] = p_i$. The cost to probe/query X_i is $c_i \in \mathbb{R}_+$; both p_i, c_i are known to us. We are also given non-negative weights $a_i \in \mathbb{Z}_+$, and the *score* of the outcome $X = (X_1, \dots, X_n)$ is $r(X) = \sum_{i=1}^n a_i X_i$. In addition, we are given $B + 1$ integers $\alpha_1, \dots, \alpha_{B+1}$ such that *class* j corresponds to the interval $I_j := \{\alpha_j, \dots, \alpha_{j+1} - 1\}$. The *score classification function* $h : \{0, 1\}^n \rightarrow \{1, \dots, B\}$ assigns $h(X) = j$ precisely when $r(X) \in I_j$. The goal is to determine $h(X)$ at minimum expected cost. We assume

non-negative weights only for simplicity: any instance with positive and negative weights can be reduced to an equivalent instance with all positive weights (see Appendix A). Let $W := \sum_{i=1}^n a_i$ denote the total weight. In our algorithm, we associate two numbers $(\beta_j^0, \beta_j^1) \in \mathbb{Z}_+^2$ with each class j , where $\beta_j^0 = W - \alpha_{j+1} + 1$ and $\beta_j^1 = \alpha_j$.

d -Dimensional Stochastic Score Classification. This is a natural generalization of `SSClass` to $d \geq 2$ score functions. An instance of d -`SSClass` is the same as that for `SSClass` but where the weights are given by vectors $\mathbf{a}_i \in \mathbb{Z}_+^d$. This results in a d -dimensional *score function* $r(X) = \sum_{i=1}^n \mathbf{a}_i X_i$; let $r_k(X)$ denote the k^{th} component of $r(X)$. The input also specifies intervals $\{I_j^{(k)}\}_j$ for each of these dimensions $k \in [d]$, which in turn define *score classification functions* $\{h_k\}_{k \in [d]}$, such that $h_k(X) = j$ if $r_k(X) \in I_j^{(k)}$. The goal is to design a strategy to *simultaneously* evaluate h_1, \dots, h_d with minimum expected cost.

Explainable Stochastic Halfspace Evaluation. Finally, an instance of `EX-SFE` is similar to that of d -`SSClass`, but where each dimension has only two intervals $I_0^{(k)}, I_1^{(k)}$ specified by a single threshold (i.e., $I_0^{(k)} = \{y < \alpha_k\}$ and $I_1^{(k)} = \{y \geq \alpha_k\}$). This means that the score classification functions $h_k : \{0, 1\}^n \rightarrow \{0, 1\}$ are Boolean-valued. Note that h_k corresponds to evaluating the *halfspace* $\sum_{i=1}^n a_{ki} X_i \geq \alpha_k$. Moreover, we are also given an *aggregation function* $f : \{0, 1\}^d \rightarrow \{0, 1\}$, and we want to evaluate $f(h_1(X), \dots, h_d(X))$. In other words, if we define the composite score classification function $h(X) := (h_1(X), h_2(X), \dots, h_d(X))$, we want to evaluate $(f \circ h)(X)$.

Moreover, the problem asks for an “explanation”, or a witness of this evaluation. To define a witness, consider a tuple $(X', v(X'), T)$, where $X' \subseteq X$ is the subset of probed variables, $v(X')$ are the realizations for these variables, and $T \subseteq [d]$ is a subset of the dimensions. This tuple $(X', v(X'), T)$ is a *witness* for $f \circ h$ if the following conditions are satisfied:

- The realizations $v(X')$ of the probed variables X' determine $h_k(X)$ for all dimensions $k \in T$. In other words, we can evaluate all the halfspaces corresponding to subset $T \subseteq [d]$.
- The values of $\{h_k(X)\}_{k \in T}$ completely determine $(f \circ h)(X)$; i.e., all realizations of the remaining variables $X \setminus X'$ give the same value for $f \circ h$.

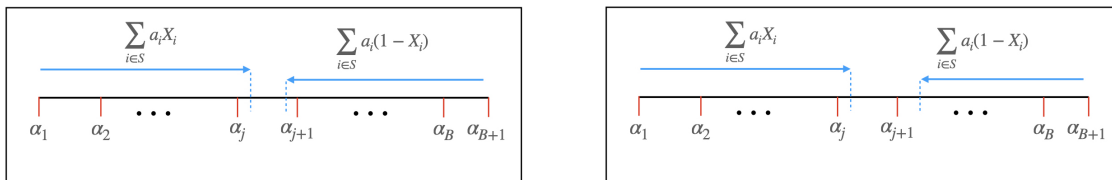
In other words, a witness is a proof of the function value that *only* makes use of probed variables. The goal is to design a probing strategy of minimum expected cost that determines $f \circ h$ along with a witness (as defined above). We assume that checking whether a given tuple is a witness can be done efficiently; see §5 for a discussion. For example, when $f(y_1, \dots, y_d) = \bigwedge_{k=1}^d y_k$, `EX-SFE` corresponds to evaluating the intersection of d halfspaces; the witness either confirms that all halfspaces are satisfied or identifies some violated halfspace. `EX-SFE` also captures more general cases: given a target $\bar{d} \leq d$, we can check whether at least \bar{d} out of d halfspaces are satisfied (using an appropriate f).

1.2 Results and Techniques

Our main result is the following algorithm (and adaptivity gap) for the `SSClass` problem:

Theorem 1.1. *There is a non-adaptive algorithm (called `NACL`) for stochastic score classification with expected cost at most a constant factor times that of the optimal adaptive policy.*

This result improves on the prior work from [GGHK18, DHK16] in several ways. Firstly, we get a constant-factor approximation, improving upon the previous $O(\log W)$ and $O(B)$ ratios, where



- (a) In this case, the R_0 reward (upper bound) and R_1 reward (lower bound) lie in class j and hence probing can be stopped.
- (b) Here $f(X)$ could be j or $j + 1$, so probing must continue.

Figure 1: Illustration of non-adaptive approach

W is the sum of weights, and B the number of classes. Secondly, our algorithm is non-adaptive in contrast to the previous adaptive ones. Finally, our algorithm has nearly-linear runtime, which is faster than the previous algorithms.

To motivate our algorithm, suppose that we have probed a subset $S \subseteq [n]$ of variables, and there is a class j such that $\sum_{i \in S} a_i X_i \geq \alpha_j$ and $\sum_{i \in S} a_i (1 - X_i) \geq W - \alpha_{j+1} + 1$. The latter condition can be rewritten as $\sum_{i \in S} a_i X_i + \sum_{i \notin S} a_i \leq \alpha_{j+1} - 1$. So, we can conclude that the final score lies in $\{\alpha_j, \dots, \alpha_{j+1} - 1\}$ irrespective of the outcomes of variables in $[n] \setminus S$. This means that $f(X) = j$. On the other hand, if the above condition is not satisfied for *any* class j , we must continue probing. Towards this end, we define two types of rewards for each variable $i \in [n]$: $R_0(i) = a_i \cdot (1 - X_i)$ and $R_1(i) = a_i \cdot X_i$. (See Figure 1.) The total R_0 -reward and R_1 -reward from the probed variables correspond to upper and lower bounds on the score, respectively. Our non-adaptive algorithm NACL probes the variables in a predetermined order until $\sum_{i \in S} R_0(i) \geq \beta_j^0 = W - \alpha_{j+1} + 1$ and $\sum_{i \in S} R_1(i) \geq \beta_j^1 = \alpha_j$ for *some* class j (at which point it determines $h(X) = j$).

To get this ordering we first build two separate lists: list L_b for the R_b -rewards (for $b = 0, 1$) minimizes the cost required to cover some target amount of R_b -reward. Finally, interleaving lists L_0 and L_1 gives the final list. The idea behind list L_0 is as follows: if we only care about a *single* class j , we can set a target of β_j^0 and use the non-adaptive algorithm for stochastic knapsack cover [JLLS20]. Since the class j is unknown, so is the target β_j^0 on the R_0 -reward. Interestingly, we show how to construct a “universal” non-adaptive list L_0 that works for *all* targets simultaneously. The construction proceeds in phases: in each phase $\ell \geq 0$, the algorithm adds a subset of variables with cost $O(2^\ell)$ that (roughly) maximizes the *expected* R_0 reward. Naively using the expected rewards can lead to poor performance, so a natural idea is to use rewards *truncated* at logarithmically-many scales (corresponding to the residual target); see for example, [ENS17]. Moreover, to get a constant-factor approximation, we use the *critical scaling* idea from [JLLS20]. Roughly speaking, this identifies a *single* scale κ such that with constant probability (1) the algorithm obtains large reward (truncated at scale κ), and (2) any subset of cost 2^ℓ has small reward.

The analysis of Theorem 1.1 relates the “non-completion” probabilities of our algorithm after cost $\gamma \cdot 2^\ell$ to that of the optimal adaptive algorithm after cost 2^ℓ , for each phase $\ell \geq 0$. The factor γ corresponds to the approximation ratio of the algorithm. In order to relate these non-completion probabilities, we consider the R_0 and R_1 -rewards obtained by an optimal adaptive algorithm, and argue that the non-adaptive algorithm obtains a higher R_0 *as well as* R_1 reward (with constant probability). Thus, if the optimal adaptive algorithm decides $f(X)$, so does the non-adaptive algorithm. Our algorithm/analysis also use various properties of the fractional knapsack problem.

An added benefit of our approach is that we obtain a “universal” solution that is simultaneously

$O(1)$ -approximate for all class-partitions. Indeed, the non-adaptive list produced by NACL only depends on the probabilities, costs, and weights, and not on the class boundaries $\{\alpha_j\}$; these α_j values are only needed in the stopping condition for probing.

Next, we consider the d -dimensional score classification problem (d -SSCclass) and obtain the following result:

Theorem 1.2. *There is a non-adaptive $O(d^2 \log d)$ -approximation algorithm for d -dimensional stochastic score classification.*

We achieve this by extending the above approach (for $d = 1$). We now define two rewards (corresponding to R_0 and R_1) for *each* dimension d . Then, we apply the list building algorithm for each of these rewards, resulting in $2d$ separate lists. Finally, we interleave these lists to obtain the non-adaptive probing sequence. The analysis is also an extension of the $d = 1$ case. The main differences are as follows. Just accounting for the $2d$ lists results in an extra $O(d)$ factor in the approximation. Furthermore, we need to ensure (for each phase ℓ) that with constant probability, our non-adaptive algorithm achieves more reward than the optimum for *all* the $2d$ rewards. We incur another $O(d \log d)$ factor in the approximation in order to achieve this stronger property.

In a similar vein, our main result for EX-SFE is the following:

Theorem 1.3. *There is a non-adaptive $O(d^2 \log d)$ -approximation algorithm for explainable stochastic halfspace evaluation.*

The non-adaptive list for EX-SFE is constructed in the same manner as for d -SSCclass, but the stopping rule relies on the oracle for verifying witnesses of $f \circ h$. As a special case, we obtain:

Corollary 1.4. *There is a non-adaptive $O(d^2 \log d)$ -approximation algorithm for the explainable stochastic intersection of half-spaces problem.*

The stochastic intersection of halfspaces problem (in a slightly different model) was studied previously by [BLT21], where an $O(\sqrt{n \log d})$ -approximation algorithm was obtained assuming all probabilities $p_i = \frac{1}{2}$. The main difference from our model is that [BLT21] do not require a witness at the end. So their policy can stop if it concludes that there exists a violated halfspace (even without knowing which one), whereas our policy can only stop after it identifies a violated halfspace (or determines that all halfspaces are satisfied). We note that our approximation ratio is independent of the number of variables n and holds for arbitrary probabilities.

Finally, we evaluate the empirical performance of our algorithm for score classification. In these experiments, our non-adaptive algorithm performs nearly as well as the previous-best *adaptive* algorithms, while being an order-of-magnitude faster. In fact, on many instances, our algorithm provides an *improvement* in both the cost as well as the running time. On most instances, the cost of our algorithm is within 50% of an information-theoretic lower bound on the optimal value.

1.3 Related Work

The special case of SSCclass with $B = 2$ classes is the well-studied stochastic Boolean function evaluation for *linear threshold functions* (SBFT). Here, the goal is to identify whether a single halfspace is satisfied (i.e., the score is above or below a threshold). [DHK16] gave an elegant 3-approximation algorithm for SBFT using an adaptive dual greedy approach. Prior to their work, only an $O(\log W)$ -approximation was known: based on the more general stochastic submodular cover problem [INvdZ16, GK17].

The general SSCclass problem was introduced by [GGHK18], who showed that the can be formulated as an instance of stochastic submodular cover. Then, using general results such as

[INvdZ16, GK17], they obtained an adaptive $O(\log W)$ -approximation algorithm. Furthermore, [GGHK18] obtained an adaptive $3(B - 1)$ -approximation algorithm for **SSClass** by extending the approach of [DHK16] for **SBFT**; recall that B is the number of classes. [GGHK18] also studied the *unweighted* special case of **SSClass** (where all weights $a_i = 1$) and gave a slightly better $(B - 1)$ -approximation algorithm. For the further special case with unit weights and costs, they obtained a non-adaptive 4-approximation algorithm. A main open question from this work was the possibility of a constant approximation for the general **SSClass** problem. We answer this in the affirmative. Moreover, our algorithm is non-adaptive: so we also bound the adaptivity gap.

The stochastic knapsack cover problem (**SKC**) is closely related to **SBFT**. Given a set of items with random rewards and a target k , the goal is to (adaptively) select a subset of items having total reward at least k . The objective is to minimize the expected cost of selected items. [DHK16] gave an adaptive 3-approximation algorithm for **SKC**. Later, [JLLS20] gave a *non-adaptive* $O(1)$ -approximation algorithm for **SKC**. In fact, the result in [JLLS20] applied to the more general stochastic k -TSP problem [ENS17]. Our algorithm and analysis use some ideas from [JLLS20, ENS17]. We use the notion of a “critical scale” from [JLLS20] to identify the correct reward truncation threshold. The approach of using non-completion probabilities in the analysis is similar to [ENS17]. There are also a number of differences: we exploit additional structure in the (fractional) knapsack problem and obtain a simpler and nearly-linear time algorithm.

More generally, non-adaptive solutions (and adaptivity gaps) have been used in solving various other stochastic optimization problems such as max-knapsack [DGV08, BGK11], matching [BGL⁺12, BDH20], probing [GN13, GNS17] and orienteering [GM09, GKNR15, BN15]. Our result shows that this approach is also useful for **SSClass**.

SSClass and **EX-SFE** also fall under the umbrella of designing query strategies for “priced information”, where one wants to evaluate a function by sequentially querying variables (that have costs). There are two lines of work here: comparing to an optimal strategy (as in our model) [KKM05, AHKU15, GGHK18, BLT21], and comparing to the min-cost solution in hindsight (i.e., competitive analysis) [CFG⁺00, CL05, CL11]. We note that the “explainable” requirement in the **EX-SFE** problem (that we solve) is similar to the requirement in [KKM05].

Organization. The rest of the paper is organized as follows. We state some preliminaries necessary for our proofs in §2. In §3, we formally state our non-adaptive algorithm for stochastic score classification and prove Theorem 1.1. In §4 and §5, we consider the d -**SSClass** and **EX-SFE** problems. We present our computational results in §6.

2 Preliminaries

We first define the deterministic knapsack problem, and state some basic results required by our algorithm. In an instance of the knapsack problem, we are given a set T of items with non-negative costs $\{c_i : i \in T\}$ and rewards $\{r_i : i \in T\}$. There is also a budget D on the total cost. The goal is to select a subset of items of total cost at most D that maximizes the total reward. We will use the natural linear program (LP) relaxation of the knapsack problem. It will be convenient to express this as a function of the budget D (where the costs and rewards are fixed).

$$g(D) = \max \left\{ \sum_{i \in T} r_i \cdot x_i \mid \sum_{i \in T} c_i \cdot x_i \leq D, x \in [0, 1]^T \right\}, \quad \forall D \geq 0.$$

The following algorithm \mathcal{A}_{KS} solves the *fractional* knapsack problem and also obtains an approximate integral solution. Assume that the items are ordered so that $\frac{r_1}{c_1} \geq \frac{r_2}{c_2} \geq \dots$. Let t index

the first item (if any) so that $\sum_{i=1}^t c_i \geq D$. Let $\psi := \frac{1}{c_t}(D - \sum_{i=1}^{t-1} c_i)$ which lies in $(0, 1]$. Define

$$x_i = \begin{cases} 1 & \text{if } i \leq t-1 \\ \psi & \text{if } i = t \end{cases}.$$

Return x as the optimal fractional solution and $Q = \{1, \dots, t\}$ as an integer solution.

Theorem 2.1. *Consider algorithm \mathcal{A}_{KS} on any instance of the knapsack problem with budget D .*

1. $\langle r, x \rangle = \sum_{i=1}^{t-1} r_i + \psi \cdot r_t = g(D)$ and so x is an optimal LP solution.
2. The derivative $g'(D) = \frac{r_t}{c_t}$.
3. Solution Q has cost $c(Q) \leq D + c_{\max}$ and reward $r(Q) \geq g(D)$.
4. $g(D)$ is a concave function of D .

We note that this is a well-known result: for completeness, we provide a proof in the appendix.

3 The Stochastic Score Classification Algorithm

Our non-adaptive algorithm creates two lists L_0 and L_1 separately. These lists are based on the R_0 and R_1 rewards of the variables, where $R_0(i) = a_i(1 - X_i)$ and $R_1(i) = a_i X_i$. It interleaves lists L_0 and L_1 together (by power-of-2 costs) and then probes the variables in this non-adaptive order until the class is identified.

3.1 The Algorithm

We first explain how to build the lists L_0 and L_1 . We only consider list L_0 below (the algorithm/analysis for L_1 are identical). The list building algorithm operates in phases. For each phase $\ell \geq 0$ it gets a budget of $O(2^\ell)$, and it solves several instances of the deterministic knapsack problem, where rewards are truncated expectations of R_0 . We will use the following truncation values, also called *scales*.

$$\mathcal{G} := \left\{ \theta^\ell : 0 \leq \ell \leq 1 + \log_\theta W \right\}, \text{ where } \theta > 1 \text{ is a constant.}$$

For each scale τ , we find a deterministic knapsack solution with rewards $\mathbb{E}[\min\{R_0/\tau, 1\}]$ (see Equation 1 for the formal definition) and budget $\approx C2^\ell$ (where $C > 1$ is a constant). Including solutions for each scale would lead to an $O(\log W)$ loss in the approximation factor. Instead, as in [JLLS20], we identify a “critical scale” and only include solutions based on the critical scale. To this end, each scale τ is classified as either *rich* or *poor*. Roughly, in a rich scale, the knapsack solution after budget $C2^\ell$ still has large “incremental” reward (formalized by the derivative of g being at least some constant δ). The *critical scale* is the smallest scale κ that is poor, and so represents a transition from rich to poor. For our analysis, we will choose constant parameters C , δ and θ so that $\frac{C\delta}{\theta} > 1$. We note however, that our algorithm achieves a constant approximation ratio for any constant values $C > 1$, $\delta \in (0, 1)$ and $\theta > 0$.

Subroutine PICKREPS (Algorithm 1) computes the knapsack solution for each scale τ , and classifies the scale as rich/poor. The subroutine BUILDLIST(R) (Algorithm 2) builds the list for any set of random rewards $\{R(i) : i \in [n]\}$. List L_b (for $b = 0, 1$) is obtained by running BUILDLIST(R_b). Finally, the non-adaptive algorithm NACL involves interleaving the variables in lists L_0 and L_1 ; this is described in Algorithm 3. The resulting policy probes variables in the order given by NACL until

the observed upper and lower bounds on the score lie within the same class. Note that there are $O(\log(nc_{max}))$ phases and $O(\log W)$ scales: so the total number of deterministic knapsack instances solved is poly-logarithmic. Moreover, the knapsack algorithm \mathcal{A}_{KS} runs in $O(n \log n)$ time. So the overall runtime of our algorithm is nearly linear.

Algorithm 1 PICKREPS(ℓ, τ, \mathbf{r})

- 1: let $T \subseteq [n]$ denote the variables with non-zero reward and cost at most 2^ℓ
 - 2: run algorithm \mathcal{A}_{KS} (Theorem 2.1) on the knapsack instance with items T and budget $D = C2^\ell$
 - 3: let $f = g'(D)$ be the derivative of the LP value and $Q \subseteq T$ the integral solution from \mathcal{A}_{KS}
 - 4: If $f > \delta 2^{-\ell}$ then scale τ is **rich**, else it's **poor**
 - 5: **return** Q
-

Algorithm 2 BUILDLIST($\{R(i) : i \in [n]\}$)

- 1: list $\Pi \leftarrow \emptyset$
- 2: **for** phase $\ell = 0, 1, \dots$ **do**
- 3: **for** each scale $\tau \in \mathcal{G}$ **do**
- 4: define truncated rewards

$$r_i^\tau = \begin{cases} \mathbb{E} \left[\min \left\{ \frac{R(i)}{\tau}, 1 \right\} \right], & \text{if } i \notin \Pi \\ 0, & \text{otherwise} \end{cases} \quad (1)$$

- 5: $S_{\ell, \tau} \leftarrow \text{PICKREPS}(\ell, \tau, \mathbf{r}^\tau)$
 - 6: let κ be the smallest **poor** scale in \mathcal{G} (this is called the critical scale)
 - 7: $\Pi_\ell \leftarrow S_{\ell, \kappa}$ and $\Pi \leftarrow \Pi \circ \Pi_\ell$
 - 8: **return** list Π
-

Algorithm 3 NACL (NON-ADAPTIVE CLASSIFIER)

- 1: list $L_b \leftarrow \text{BUILDLIST}(\{R_b(i) : i \in [n]\})$ for $b = 0, 1$
 - 2: let L_b^ℓ denote the variables in phase ℓ for list L_b
 - 3: for each phase ℓ , set $S_\ell \leftarrow L_0^\ell \cup L_1^\ell$
 - 4: **return** list $S_0, S_1, \dots, S_\ell \dots$
-

3.2 The Analysis

Lemma 3.1. *The critical scale κ in Step 6 of Algorithm 2 is always well defined.*

Proof. To prove that there is a smallest poor scale, it suffices to show that not all scales can be rich. We claim that the last scale $\tau \geq W$ cannot be rich. Suppose (for a contradiction) that scale τ is rich. Then, by concavity of g (see property 4 in Theorem 2.1), we have $g(D) \geq D \cdot g'(D) > D \cdot \delta 2^{-\ell} = C\delta \geq 1$. On the other hand, the total deterministic reward at this scale, $\sum_{i=1}^n r_i^\tau \leq \frac{W}{\tau} \leq 1$. Thus, $g(D) \leq 1$, a contradiction. \square

Lemma 3.2. *The cost $c(S_{\ell, \tau}) \leq (C + 1)2^\ell$ for any phase ℓ . Hence, the cost incurred in phase ℓ of NACL is at most $(C + 1)2^{\ell+1}$.*

Proof. Consider any call to PICKREPS in phase ℓ . We have $S_{\ell,\tau} = Q$ where Q is the integer solution from Theorem 2.1. It follows that $c(S_{\ell,\tau}) = c(Q) \leq C2^\ell + \max_{i \in T} c_i \leq (C+1)2^\ell$; note that we only consider variables of cost at most 2^ℓ (see Step 1 of Algorithm 1). Finally, the variables S_ℓ in phase ℓ of NACL consist of the phase- ℓ variables of both L_0 and L_1 . So the total cost of these variables is at most $(C+1)2^{\ell+1}$. \square

We now analyze the cost incurred by our non-adaptive strategy NACL. We denote by OPT an optimal adaptive solution for SSSclass. To analyze the algorithm, we use the following notation.

- u_ℓ : probability that NACL is not complete by end of phase ℓ .
- u_ℓ^* : probability that OPT costs at least 2^ℓ .

We can assume by scaling that the minimum cost is 1. So $u_0^* = 1$. For ease of notation, we use OPT and NA to denote the *random* cost incurred by OPT and NACL respectively. We also divide OPT into phases: phase ℓ corresponds to variables in OPT after which the cumulative cost is between $2^{\ell-1}$ and 2^ℓ . The following lemma forms the crux of the analysis.

Lemma 3.3. *For any phase $\ell \geq 1$, we have $u_\ell \leq q \cdot u_{\ell-1} + u_\ell^*$ where $q \leq 0.3$.*

Before we prove this lemma, we use it to prove Theorem 1.1.

Proof of Theorem 1.1. This proof is fairly standard, see e.g., [ENS17]. By the description of the non-adaptive algorithm, the cost until end of *phase* ℓ (in NACL) is at most $(C+1) \sum_{j=0}^{\ell} 2^{j+1} \leq 4(C+1) \cdot 2^\ell$. Let $\gamma = 4(C+1)$ below. Moreover, NACL ends in phase ℓ with probability $(u_{\ell-1} - u_\ell)$. As a consequence of this, we have

$$\mathbb{E}[\text{NA}] \leq \gamma \cdot (1 - u_0) + \sum_{\ell \geq 1} \gamma \cdot 2^\ell \cdot (u_{\ell-1} - u_\ell) = \gamma + \gamma \cdot \sum_{\ell \geq 0} 2^\ell u_\ell. \quad (2)$$

Similarly, we can bound the cost of the optimal adaptive algorithm as

$$\mathbb{E}[\text{OPT}] \geq \sum_{\ell \geq 0} 2^\ell (u_\ell^* - u_{\ell+1}^*) \geq u_0^* + \frac{1}{2} \cdot \sum_{\ell \geq 1} 2^\ell u_\ell^* = 1 + \frac{1}{2} \cdot \sum_{\ell \geq 1} 2^\ell u_\ell^*, \quad (3)$$

where the final equality uses the fact that $u_0^* = 1$. Define $\Gamma := \sum_{\ell \geq 0} 2^\ell u_\ell$. We have

$$\begin{aligned} \Gamma &= \sum_{\ell \geq 0} 2^\ell u_\ell \leq u_0 + q \cdot \sum_{\ell \geq 1} 2^\ell \cdot u_{\ell-1} + \sum_{\ell \geq 1} 2^\ell \cdot u_\ell^* \\ &\leq u_0 + q \cdot \sum_{\ell \geq 1} 2^\ell u_{\ell-1} + 2 \cdot (\mathbb{E}[\text{OPT}] - 1) \\ &= u_0 + 2q \cdot \left(\sum_{\ell \geq 0} 2^\ell u_\ell \right) + 2 \cdot (\mathbb{E}[\text{OPT}] - 1) \\ &\leq 2q \cdot \Gamma + 2 \mathbb{E}[\text{OPT}] - 1, \end{aligned}$$

where the first inequality follows from Lemma 3.3, the second inequality from (3), and the last inequality from the fact that $u_0 \leq 1$. Thus, $\Gamma \leq \frac{2}{1-2q} \cdot \mathbb{E}[\text{OPT}] - 1$. From (2), we conclude $\mathbb{E}[\text{NA}] \leq \frac{2\gamma}{1-2q} \cdot \mathbb{E}[\text{OPT}]$. Setting $C = O(1)$ and $q = 0.3$ completes the proof. \square

3.3 Proof of Lemma 3.3

Recall that NACL denotes the non-adaptive algorithm, and NA its random cost. Fix any phase $\ell \geq 1$, and let σ denote the realization of the variables probed in the first $\ell - 1$ phases of NACL. We further define the following *conditioned on σ* :

- $u_\ell(\sigma)$: probability that NACL is not complete by end of phase ℓ .
- $u_\ell^*(\sigma)$: probability that OPT costs at least 2^ℓ , i.e., OPT is not complete by end of phase ℓ .

If NACL does not complete before phase ℓ then $u_{\ell-1}(\sigma) = 1$, and we will prove

$$u_\ell(\sigma) \leq u_\ell^*(\sigma) + 0.3. \quad (4)$$

We can complete the proof using this. Note that $u_{\ell-1}(\sigma)$ is either 0 or 1. If $u_{\ell-1}(\sigma) = 0$ then $u_\ell(\sigma) = 0$ as well. So, Equation (4) implies that $u_\ell(\sigma) \leq u_\ell^*(\sigma) + 0.3u_{\ell-1}(\sigma)$ for all σ . Taking expectation over σ gives Lemma 3.3. It remains to prove Equation (4).

We denote by \mathcal{R}_0 and \mathcal{R}_0^* the total R_0 reward obtained in the first ℓ phases by NACL and OPT respectively. We similarly define \mathcal{R}_1 and \mathcal{R}_1^* . To prove Equation (4), we will show that the probabilities (conditioned on σ) $\mathbf{P}(\mathcal{R}_0^* > \mathcal{R}_0)$ and $\mathbf{P}(\mathcal{R}_1^* > \mathcal{R}_1)$ are small. Intuitively, this implies that with high probability, if OPT finishes in phase ℓ , then so does NACL. Formally, we prove the following key lemma.

Lemma 3.4 (Key Lemma). *For $b \in \{0, 1\}$, we have $\mathbf{P}(\mathcal{R}_b < \mathcal{R}_b^* \mid \sigma) \leq 0.15$.*

Using these lemmas, we prove Equation (4).

Proof of Equation (4). Recall that we associate a pair (β_j^0, β_j^1) with every class j . If OPT finishes in phase ℓ , then there exists some j such that $\mathcal{R}_0^* \geq \beta_j^0$ and $\mathcal{R}_1^* \geq \beta_j^1$. Thus,

$$\mathbf{P}(\text{OPT finishes in phase } \ell \mid \sigma) = 1 - u_\ell^*(\sigma) = \mathbf{P}(\exists j : \mathcal{R}_0^* \geq \beta_j^0 \text{ and } \mathcal{R}_1^* \geq \beta_j^1 \mid \sigma).$$

From Lemma 3.4 and union bound, we have $\mathbf{P}(\mathcal{R}_0 < \mathcal{R}_0^* \text{ or } \mathcal{R}_1 < \mathcal{R}_1^* \mid \sigma) \leq 0.3$. Then, we have

$$\begin{aligned} 1 - u_\ell(\sigma) &= \mathbf{P}(\text{NA finishes in phase } \ell \mid \sigma) \\ &\geq \mathbf{P}\left(\left(\text{OPT finishes in phase } \ell\right) \bigwedge \mathcal{R}_0 \geq \mathcal{R}_0^* \bigwedge \mathcal{R}_1 \geq \mathcal{R}_1^* \mid \sigma\right) \\ &\geq \mathbf{P}(\text{OPT finishes in phase } \ell \mid \sigma) - \mathbf{P}(\mathcal{R}_0 < \mathcal{R}_0^* \text{ or } \mathcal{R}_1 < \mathcal{R}_1^* \mid \sigma) \\ &\geq (1 - u_\ell^*(\sigma)) - 0.3 \end{aligned}$$

Upon rearranging, this gives $u_\ell(\sigma) \leq u_\ell^*(\sigma) + 0.3$ as desired. \square

3.4 Proof of the Key Lemma

We now present the proof of Lemma 3.4 with $b = 0$ (the case $b = 1$ is identical). Henceforth, reward will only refer to R_0 . For ease of notation, let σ also represent the set of variables probed in the first $\ell - 1$ phases. Observe that in phase ℓ of Algorithm 2, the previously probed variables $\Pi \subseteq \sigma$. (Note that Π only includes variables in L_0 whereas σ includes variables in both L_0 and L_1 .)

Overview of proof. Recall that S_ℓ is the set of variables probed by NACL in phase ℓ . Let O_ℓ be the variables probed by OPT in phase ℓ ; so the total cost of O_ℓ is at most 2^ℓ . Note that O_ℓ is a random subset as OPT is adaptive. On the other hand, S_ℓ is a deterministic subset as NACL is a non-adaptive list. We will show that (conditioned on σ) the probability that O_ℓ has more reward than S_ℓ is small. The key idea is to use the *critical scale* κ (in phase ℓ) to argue that the following hold with constant probability (1) reward of $O_\ell \setminus (S_\ell \cup \sigma)$ is at most κ , and (2) reward of $S_\ell \setminus O_\ell$ is at least κ . This would imply that with constant probability, NACL gets at least as much reward as OPT by the end of phase ℓ .

We note here that the probabilities and expectations in this proof are conditioned on σ . For ease of notation, we will drop this conditioning henceforth. For any subset $S \subseteq [n]$ of variables, we use $R_0(S) := \sum_{i \in S} R_0(i)$ to denote the total observed reward in S . We also use κ^- to be the scale immediately preceding the critical scale κ . (If $\kappa = 1$ then κ^- is undefined, and all steps involving κ^- can be ignored.)

Upper bounding reward of $O_\ell \setminus (S_\ell \cup \sigma)$. Define new rewards:

$$U_i = \begin{cases} \min \left\{ \frac{R_0(i)}{\kappa}, 1 \right\}, & \text{if } i \notin \sigma \cup S_\ell \\ 0, & \text{otherwise} \end{cases} \quad (5)$$

Note that $\mathbb{E}[U_i] = r_i^\kappa$ for all $i \notin \sigma \cup S_\ell$. Basically, we use the truncated rewards and ignore the variables probed up to phase ℓ . We now show that any *adaptive* policy that selects variables of cost 2^ℓ (outside $S_\ell \cup \sigma$) cannot get too much reward.

Lemma 3.5. *If \mathcal{A} is any adaptive policy of selecting variables from $[n] \setminus (S_\ell \cup \sigma)$ with total cost $\leq 2^\ell$ then $\mathbf{P}[R_0(\mathcal{A}) < \kappa] \geq 1 - \delta$. Hence, $\mathbf{P}[R_0(O_\ell \setminus (S_\ell \cup \sigma)) \geq \kappa] \leq \delta$.*

Proof. Consider Algorithm 1 for scale κ ; see also Theorem 2.1 for solving the knapsack problem. Subset $T \subseteq [n] \setminus \sigma$ consists of variables i with reward $r_i^\kappa > 0$ and cost $c_i \leq 2^\ell$. The variables in T are ordered in non-increasing reward-to-cost ratio. Subset $Q = \{1, 2, \dots, t\} \subseteq T$ is the minimal prefix of T with total cost $\geq D = C2^\ell$. As κ is a poor scale, the derivative $g'(D) = \frac{r_t^\kappa}{c_t} \leq \delta 2^{-\ell}$. We now claim:

$$\text{Any subset } O \subseteq [n] \setminus (Q \cup \sigma) \text{ with cost } c(O) \leq 2^\ell \text{ has reward } r^\kappa(O) \leq \delta. \quad (6)$$

Clearly, every variable in O has cost at most 2^ℓ : so $O \subseteq T \setminus Q$. Using the fact that Q is a *prefix* of T in decreasing reward-to-cost order, we have

$$\frac{r^\kappa(O)}{c(O)} \leq \min_{i \in Q} \frac{r_i^\kappa}{c_i} = \frac{r_t^\kappa}{c_t} \leq \delta 2^{-\ell}.$$

Using $c(O) \leq 2^\ell$, it now follows that $r^\kappa(O) \leq \delta$, proving (6).

Now consider adaptive policy \mathcal{A} . We also use \mathcal{A} to denote the (random) subset selected. Note that $\mathcal{A} \subseteq [n] \setminus (S_\ell \cup \sigma) \subseteq [n] \setminus (Q \cup \sigma)$ as $S_\ell \supseteq S_{\ell, \kappa} = Q$. The expected U -reward is:

$$A^* = \mathbb{E}_{\mathcal{A}, X} \left[\sum_{i \in \mathcal{A}} U_i \right] = \mathbb{E}_{\mathcal{A}, X} \left[\sum_{i=1}^n \mathbf{1}_{i \in \mathcal{A}} \cdot U_i \right] = \sum_{i=1}^n \mathbf{P}_{\mathcal{A}}(i \in \mathcal{A}) \cdot \mathbb{E}_X[U_i] = \mathbb{E}_{\mathcal{A}} \left[\sum_{i \in \mathcal{A}} \mathbb{E}_X[U_i] \right].$$

The third equality above uses the fact that U_i are independent: so U_i is independent of $i \in \mathcal{A}$. Note that every outcome of \mathcal{A} has total cost at most 2^ℓ . So, for all outcomes of \mathcal{A} , the total

expected U -reward $\sum_{i \in \mathcal{A}} \mathbb{E}_X[U_i] = r^\kappa(\mathcal{A}) \leq \delta$ by (6). Combined with the above, we get $A^* \leq \delta$. By Markov's inequality, $\mathbf{P}[\sum_{i \in \mathcal{A}} U_i \geq 1] \leq \delta$, which implies

$$\mathbf{P}\left[\sum_{i \in \mathcal{A}} U_i < 1\right] \geq 1 - \delta. \quad (7)$$

Now, observe that $\sum_{i \in \mathcal{A}} U_i < 1$ implies $\sum_{i \in \mathcal{A}} \min(R_0(i), \kappa) < \kappa$. Hence, $\sum_{i \in \mathcal{A}} R_0(X_i) < \kappa$. Combined with (7) this proves the first part of the lemma.

For the second part, consider $O_\ell \setminus (S_\ell \cup \sigma)$ as the adaptive policy \mathcal{A} . It follows that

$$\mathbf{P}[R_0(O_\ell \setminus (S_\ell \cup \sigma)) \geq \kappa] \leq \delta,$$

as claimed. \square

Lower bounding reward of $S_\ell \setminus O_\ell$. We first lower bound the expected reward.

Lemma 3.6. *If $\kappa > 1$ then $r^\kappa(S_\ell \setminus O_\ell) \geq \frac{\delta(C-1)}{\theta}$.*

Proof. As $\kappa > 1$, the rich scale κ^- exists. To reduce notation let $r_i^- = r_i^{\kappa^-}$ be the reward at scale κ^- . Recall that the budget $D = C2^\ell$. Also, let $h(D)$ and $g(D)$ denote the optimal LP values of the knapsack instances considered in scale κ^- and κ respectively. For any variable i , we have $r_i^- \geq r_i^\kappa \geq \frac{\kappa^-}{\kappa} \cdot r_i^- = \frac{1}{\theta} \cdot r_i^-$. Order the variables T according to κ^- , i.e., in decreasing order of $\frac{r_i^-}{c_i}$. Let t index the variable so that the derivative $h'(D) = \frac{r_t^-}{c_t}$. Note that we have:

$$\frac{r_i^\kappa}{c_i} \geq \frac{1}{\theta} \cdot \frac{r_i^-}{c_i} \geq \frac{1}{\theta} \cdot \frac{r_t^-}{c_t} \text{ for all } 1 \leq i \leq t, \quad \text{and} \quad \sum_{i=1}^t c_i \geq D.$$

This implies that the derivative $g'(D) \geq \frac{1}{\theta} \cdot \frac{r_t^-}{c_t} = \frac{h'(D)}{\theta}$. Combined with the fact that κ^- is rich, we have $g'(D) \geq \frac{1}{\theta} \delta 2^{-\ell}$. Now, using the concavity of g (see Theorem 2.1) and $D = C2^\ell$,

$$g(D) \geq g(2^\ell) + g'(D) \cdot (D - 2^\ell) \geq g(2^\ell) + \frac{1}{\theta} \delta 2^{-\ell} (C - 1) 2^\ell = g(2^\ell) + \frac{(C - 1)\delta}{\theta}. \quad (8)$$

Note that the variables in this phase are $S_\ell \supseteq Q$ where Q is obtained from Theorem 2.1 (for the knapsack instance at scale κ). Hence, $r^\kappa(S_\ell) \geq r^\kappa(Q) \geq g(D)$.

Now consider any outcome of O_ℓ (the variables up to cost 2^ℓ in OPT). The total cost $c(O_\ell) \leq 2^\ell$. So, O_ℓ is always a feasible solution to the knapsack instance with budget 2^ℓ . This implies $r^\kappa(O_\ell) \leq g(2^\ell)$; recall that $g(2^\ell)$ is the optimal LP value. Therefore,

$$r^\kappa(S_\ell \setminus O_\ell) \geq r^\kappa(S_\ell) - r^\kappa(O_\ell) \geq g(D) - g(2^\ell) \geq \frac{(C - 1)\delta}{\theta}.$$

The last inequality uses (8). \square

Let $\mu := (C - 1)\delta/\theta$. We will ensure that $\mu > 1$. The following is a Chernoff-type bound.

Lemma 3.7. *We have $\mathbf{P}(R_0(S_\ell \setminus O_\ell) < \kappa) \leq e^{-(\mu - \ln \mu - 1)}$.*

Proof. Let $U_i := \min\left\{\frac{R_0(i)}{\kappa}, 1\right\}$ for $i \in S_\ell \setminus O_\ell$. Below, we drop the range $i \in S_\ell \setminus O_\ell$ to reduce clutter. By Lemma 3.6, $\sum_i \mathbb{E}[U_i] = r^\kappa(S_\ell \setminus O_\ell) \geq \mu$. Note that $R_0(S_\ell \setminus O_\ell) < \kappa$ implies $\sum_i U_i < 1$. So it suffices to upper bound $\mathbf{P}(\sum_i U_i < 1)$.

Let $t > 0$ be some parameter. We have:

$$\mathbf{P}\left(\sum_i U_i < 1\right) = \mathbf{P}\left(e^{-t\sum_i U_i} > e^{-t}\right) \leq \mathbb{E}\left[e^{-t\sum_i U_i}\right] \cdot e^t = e^t \prod_i \mathbb{E}\left[e^{-tU_i}\right].$$

By convexity of $g(u) = e^{-tu}$ we have $e^{-tu} \leq 1 - (1 - e^{-t}) \cdot u$ for all $u \in [0, 1]$. Taking expectation over $U_i \in [0, 1]$, it follows that $\mathbb{E}[e^{-tU_i}] \leq 1 - (1 - e^{-t}) \cdot \mathbb{E}[U_i] \leq \exp\left(-(1 - e^{-t}) \cdot \mathbb{E}[U_i]\right)$. Combined with the above,

$$\mathbf{P}\left(\sum_i U_i < 1\right) \leq e^t \prod_i e^{-(1 - e^{-t}) \cdot \mathbb{E}[U_i]} = e^{t - (1 - e^{-t}) \cdot \mu}.$$

Setting $t = \ln \mu > 0$, the right-hand-side above is $e^{-\mu + 1 + \ln \mu}$ which completes the proof. \square

We are now ready to finish the proof.

Lemma 3.8. *Consider any parameters $\delta > 0$, $C > 1$ and $\theta > 1$ with $\mu = (C - 1)\delta/\theta > 1$. Then, $\mathbf{P}(R_0(S_\ell \setminus O_\ell) \geq R_0(O_\ell \setminus (S_\ell \cup \sigma))) \geq 1 - \delta - e^{-\mu + 1 + \ln \mu}$.*

Proof. By Lemma 3.5, $\mathbf{P}[R_0(O_\ell \setminus (S_\ell \cup \sigma)) \geq \kappa] \leq \delta$. By Lemma 3.7, $\mathbf{P}(R_0(S_\ell \setminus O_\ell) < \kappa) \leq e^{-(\mu - \ln \mu - 1)}$. The lemma now follows by union bound. \square

Setting $\delta = 0.1$, $C = 70$ and $\theta = 1.1$, and using Lemma 3.8, we get

$$\mathbf{P}[R_0(S_\ell \cup \sigma) \geq R_0(O_\ell)] = \mathbf{P}[R_0(S_\ell \setminus O_\ell) \geq R_0(O_\ell \setminus (S_\ell \cup \sigma))] \geq 0.85.$$

This completes the proof of Lemma 3.4.

4 d -Dimensional Stochastic Score Classification

In this section, we consider d -SSClass and prove Theorem 1.2. Recall that d -SSClass is a generalization of SSClass to d “dimensions” where $d \geq 2$. An instance of d -SSClass consists of n binary variables $X = X_1, \dots, X_n$, and a d -dimensional *score function* $r(X) = \sum_{i=1}^n \mathbf{a}_i X_i$; $\mathbf{a}_i \in \mathbb{Z}_+^d$. We denote the k^{th} component of $r(X)$ by $r_k(X)$. The input also specifies intervals $\{I_j^{(k)}\}_j$ for each of these dimensions $k \in [d]$, which in turn define *score classification functions* $\{h_k\}_{k \in [d]}$, such that $h_k(X) = j$ if $r_k(X) \in I_j^{(k)}$. The goal is to design a strategy to *simultaneously* evaluate h_1, \dots, h_d with minimum expected cost. We let the pair $(\alpha_j^{(k)}, \alpha_{j+1}^{(k)} - 1)$ denote the lower and upper bound for interval $I_j^{(k)}$. For each dimension k and class j , define $\beta_{k,j}^0 = \sum_{i=1}^n a_{ik} - \alpha_{j+1}^{(k)} + 1$ and $\beta_{k,j}^1 = \alpha_j^{(k)}$. If $S \subseteq [n]$ denotes the set of variables selected at some point then, in order to conclude that the class in dimension k is j , we need $\sum_{i \in S} a_{ik}(1 - X_i) \geq \beta_{k,j}^0$ and $\sum_{i \in S} a_{ik} X_i \geq \beta_{k,j}^1$.

We now give an overview of our algorithm (see Algorithm 4 for a formal description). It is easy to state and follows the same overall idea as the algorithm for SSClass (see §3 for details).

1. The algorithm creates two lists $L_{k,0}$ and $L_{k,1}$ for each dimension $k \in [d]$. These lists are based on the rewards $R_{k,0}(i) := a_{ik}(1 - X_i)$ and $R_{k,1}(i) := a_{ik} X_i$.
2. These $2d$ lists are interleaved together by power-of-2 costs, and then probed non-adaptively until the algorithm can determine the correct class with respect to every dimension.

Algorithm 4 d -NACL

list $L_{k,b} \leftarrow \text{BUILDLIST}(R_{k,b})$ for $k \in [d]$, $b = 0, 1$
Let $L_{k,b}^\ell$ denote the variables in phase ℓ for list $L_{k,b}$
For each phase ℓ , set $S_\ell \leftarrow \bigcup_{k \in [d]} (L_{k,0}^\ell \cup L_{k,1}^\ell)$
return list $S_0, S_1, \dots, S_\ell, \dots$

Recall that the list building algorithm (`BUILDLIST`) uses parameters C, δ and θ . For d -SSClass, we use $\delta \approx \frac{1}{d}$, $C \approx d \log d$ and $\theta = 2$. This algorithm operates in phases: in phase $\ell \geq 0$, the algorithm gets a budget $\approx C2^\ell$ to select variables to add to the list. From Lemma 3.2, the cost of the phase- ℓ variables for any list $L_{k,b}$ is at most $(C+1)2^\ell$. Then, the cost of the variables in S_ℓ is at most $2d \cdot (C+1)2^\ell$. We formalize this in the following lemma.

Lemma 4.1. *The cost incurred in phase ℓ of d -NACL is at most $2d \cdot (C+1)2^\ell$.*

4.1 The Analysis

The overall analysis is similar to the analysis of NACL in §3. We denote by `OPT` an optimal adaptive solution for d -SSClass. The analysis relies on comparing the non-completion probabilities of `OPT` and d -NACL. Towards this end, we define:

- u_ℓ : probability that d -NACL is not complete by end of phase ℓ .
- u_ℓ^* : probability that `OPT` costs at least 2^ℓ .

We can assume by scaling that the minimum cost is 1. So $u_0^* = 1$. For ease of notation, we use `OPT` and `NA` to denote the *random* cost incurred by `OPT` and d -NACL respectively. We also divide `OPT` into phases: phase ℓ corresponds to variables in `OPT` after which the cumulative cost is between $2^{\ell-1}$ and 2^ℓ . We set $C = O(d \log d)$, $\delta = \frac{0.05}{d}$ and $\theta = 2$. Recall that C, δ and θ are parameters of `BUILDLIST` (Algorithm 2). The following lemma forms the crux of the analysis.

Lemma 4.2. *For any phase $\ell \geq 1$, we have $u_\ell \leq q \cdot u_{\ell-1} + u_\ell^*$ where $q \leq 0.3$*

Before we prove this lemma, we use it to prove Theorem 1.2.

Proof of Theorem 1.2. By the description of the non-adaptive algorithm, the cost until end of phase ℓ (in d -NACL) is at most $2d \cdot (C+1) \sum_{j=0}^{\ell} 2^j \leq 4d \cdot (C+1) \cdot 2^\ell$. Let $\gamma = 4d(C+1)$ below. Following the proof of Theorem 1.1, we conclude $\mathbb{E}[\text{NA}] \leq \frac{2\gamma}{1-2q} \cdot \mathbb{E}[\text{OPT}]$. The proof follows since $C = O(d \log d)$ and $q \leq 0.3$. \square

4.2 Proof of Lemma 4.2

Recall that d -NACL denotes the non-adaptive algorithm, and `NA` its random cost. Fix any phase $\ell \geq 1$, and let σ denote the realization of the variables probed in the first $\ell - 1$ phases of d -NACL. We further define the following *conditioned on σ* :

- $u_\ell(\sigma)$: probability that d -NACL is not complete by end of phase ℓ .
- $u_\ell^*(\sigma)$: probability that `OPT` costs at least 2^ℓ , i.e., `OPT` is not complete by end of phase ℓ .

If d -NACL does not complete before phase ℓ then $u_{\ell-1}(\sigma) = 1$, and we will prove

$$u_\ell(\sigma) \leq u_\ell^*(\sigma) + 0.3. \quad (9)$$

We can complete the proof using this. Note that $u_{\ell-1}(\sigma)$ is either 0 or 1. If $u_{\ell-1}(\sigma) = 0$ then $u_\ell(\sigma) = 0$ as well. So, Equation (9) implies that $u_\ell(\sigma) \leq u_\ell^*(\sigma) + 0.3u_{\ell-1}(\sigma)$ for all σ . Taking expectation over σ gives Lemma 4.2. It remains to prove Equation (9).

We denote by $\mathcal{R}_{k,0}$ and $\mathcal{R}_{k,0}^*$ the $R_{k,0}$ rewards obtained in dimension k in the first ℓ phases by d -NACL and OPT respectively. We similarly define $\mathcal{R}_{k,1}$ and $\mathcal{R}_{k,1}^*$. To prove Equation (9), we will show that the probabilities (conditioned on σ) $\mathbf{P}(\mathcal{R}_{k,0}^* > \mathcal{R}_{k,0})$ and $\mathbf{P}(\mathcal{R}_{k,1}^* > \mathcal{R}_{k,1})$ over all dimensions k are small. This implies that with good probability, if OPT finishes in phase ℓ , then so does d -NACL. Formally,

Lemma 4.3 (Key Lemma). *For $k \in [d]$, and $b \in \{0, 1\}$ we have $\mathbf{P}(\mathcal{R}_{k,b} < \mathcal{R}_{k,b}^* \mid \sigma) \leq \frac{0.15}{d}$.*

Proof of Equation (9). If OPT finishes in phase ℓ , then there exists some j_k for every dimension k such that $\mathcal{R}_{k,0}^* \geq \beta_{k,j_k}^0$ and $\mathcal{R}_{k,1}^* \geq \beta_{k,j_k}^1$. Thus,

$$\mathbf{P}(\text{OPT finishes in phase } \ell \mid \sigma) = 1 - u_\ell^*(\sigma) = \mathbf{P}(\exists (j_k)_{k \in [d]} : \mathcal{R}_{k,0}^* \geq \beta_{k,j_k}^0 \text{ and } \mathcal{R}_{k,1}^* \geq \beta_{k,j_k}^1 \forall k \mid \sigma).$$

From Lemma 4.3 and union bound, we have $\mathbf{P}(\exists k, b : \mathcal{R}_{k,b} < \mathcal{R}_{k,b}^* \mid \sigma) \leq 0.3$. Then, we have

$$\begin{aligned} 1 - u_\ell(\sigma) &= \mathbf{P}(\text{NA finishes in phase } \ell \mid \sigma) \geq \mathbf{P}\left(\left(\text{OPT finishes in phase } \ell\right) \bigwedge \bigwedge_{k,b} (\mathcal{R}_{k,b} \geq \mathcal{R}_{k,b}^*) \mid \sigma\right) \\ &\geq \mathbf{P}(\text{OPT finishes in phase } \ell \mid \sigma) - \mathbf{P}(\exists k, b : \mathcal{R}_{k,b} < \mathcal{R}_{k,b}^* \mid \sigma) \\ &\geq (1 - u_\ell^*(\sigma)) - 0.3 \end{aligned}$$

Upon rearranging, this gives $u_\ell(\sigma) \leq u_\ell^*(\sigma) + 0.3$ as desired. \square

We now prove Lemma 4.3. Using Lemma 3.8,

Lemma 4.4. *We have $\mathbf{P}(\mathcal{R}_{k,b} < \mathcal{R}_{k,b}^* \mid \sigma) = \delta + e^{-\mu+1+\ln \mu}$ where $\mu := \frac{(C-1)\delta}{\theta}$.*

We set $C = 400d \ln d + 1 = O(d \log d)$, $\delta = \frac{0.05}{d}$, and $\theta = 2$. Then, we have $\mu = 10 \ln d$, and from Lemma 4.4, we have

$$\begin{aligned} \mathbf{P}(\mathcal{R}_{k,b} < \mathcal{R}_{k,b}^* \mid \sigma) &= \delta + e^{-\mu+1+\ln \mu} = \frac{0.05}{d} + \exp(-10 \ln d + 1 + \ln 10 \ln d) \\ &= \frac{0.05}{d} + \frac{1}{d^{10}} \cdot \exp(1 + \ln 10 + \ln \ln d) \leq \frac{0.15}{d}, \end{aligned}$$

where the last inequality uses $d \geq 2$.

5 Explainable Stochastic Halfspace Evaluation

We consider EX-SFE and prove Theorem 1.3 in this section. Recall that an instance of EX-SFE is similar to that of d -SSCLASS, but where each dimension k has only two intervals $I_0^{(k)}, I_1^{(k)}$, specified by a single threshold α_k . So, the score classification functions $h_k : \{0, 1\}^n \rightarrow \{0, 1\}$ are halfspaces. Additionally, there is an aggregation function $f : \{0, 1\}^d \rightarrow \{0, 1\}$, and we want to evaluate $f(h_1(X), \dots, h_d(X))$. Letting $h(X) := (h_1(X), h_2(X), \dots, h_d(X))$, we want to evaluate $(f \circ h)(X)$.

Moreover, the problem asks for a *witness* of this evaluation. Recall that a witness is a tuple $(X', v(X'), T)$, where $X' \subseteq X$ is the subset of probed variables, $v(X')$ are the realizations for these variables, and $T \subseteq [d]$ is a subset of the dimensions, satisfying the following conditions:

- The realizations $v(X')$ of the probed variables X' determine $h_k(X)$ for all dimensions $k \in T$. In other words, we can evaluate all the halfspaces corresponding to subset $T \subseteq [d]$.
- The values of $\{h_k(X)\}_{k \in T}$ completely determine $(f \circ h)(X)$; i.e., all realizations of the remaining variables $X \setminus X'$ give the same value for $f \circ h$.

The goal is to design a probing strategy of minimum expected cost that determines $f \circ h$ along with a witness. Before describing our algorithm, we highlight the role of a witness in stochastic halfspace evaluation (by comparing to a model without witnesses). We also discuss the complexity of verifying witnesses for $f \circ h$.

Solutions with/without witness. Solutions that are not required to provide a witness for their evaluation stop when they can infer that the function $f \circ h$ remains constant irrespective of the realizations of the remaining variables. For example, consider the stochastic intersection of halfspaces problem (as studied in [BLT21]). A feasible solution without a witness can stop probing when it determines that, with probability one, either halfspace h_1 or halfspace h_2 is violated (though the solution does not know precisely which halfspace is violated). Such a “stopping rule” may not be useful in situations where one also wants to know the identity of a violated halfspace (say, in order to take some corrective action). In contrast, a solution with a witness (as required in our model) would provide one specific violated halfspace or conclude that all halfspaces are satisfied.

Verifying witnesses. We now address the issue of verifying whether a tuple $(X', v(X'), T)$ is a witness for $f \circ h$. Note that it is easy to check whether $v(X')$ determines $\{h_k(X)\}_{k \in T}$, and the challenge in verifying witnesses lies in confirming whether the values of $\{h_k(X)\}_{k \in T}$ completely determine $(f \circ h)(X)$. For certain special functions, such as intersection of half-spaces or p -of- d functions (where we require at least p of the d halfspaces to be satisfied), this can be done efficiently. However, for a general aggregation function f (without any structure to exploit), verifying a witness may require the evaluation of f at 2^d points (corresponding to all outcomes of the halfspaces $[d] \setminus T$). While our algorithm works for any aggregation function f , for a polynomial running time, we need to assume an efficient oracle O for verifying witnesses. Our algorithm for **EX-SFE** is the same as for **d -SSClass** (Algorithm 4). However, there is a different stopping condition for probing variables on the non-adaptive list. We use **EX-NACL** to denote the non-adaptive algorithm for **EX-SFE**: this continues probing variables until the observed realizations form a witness for $f \circ h$ (which is verified using the oracle O). The analysis is also essentially the same as in §4, except for the difference in the stopping rule.

Recall that the list building algorithm (**BUILDLIST**) uses parameters C, δ and θ . As in **d -SSClass**, we use $\delta \approx \frac{1}{d}$, $C \approx d \log d$ and $\theta = 2$. Recall that Algorithm 4 operates in phases. By Lemma 4.1, the cost of variables in any phase ℓ is at most $2d \cdot (C + 1)2^\ell$.

We denote by **OPT** an optimal adaptive solution for **EX-SFE**. As before, we define :

- u_ℓ : probability that **EX-NACL** is not complete by end of phase ℓ .
- u_ℓ^* : probability that **OPT** costs at least 2^ℓ .

We will show that Lemma 4.2 continues to hold for **EX-NACL**, which would imply Theorem 1.3.

In order to prove Lemma 4.2 for **EX-NACL**, fix any phase $\ell \geq 1$ and let σ denote the realization of the variables probed in the first $i - 1$ phases of **EX-NACL**. Define the following *conditioned on* σ :

- $u_\ell(\sigma)$: probability that **EX-NACL** is not complete by end of phase ℓ .
- $u_\ell^*(\sigma)$: probability that **OPT** costs at least 2^ℓ , i.e., **OPT** is not complete by end of phase ℓ .

If EX-NACL does not complete before phase ℓ then $u_{\ell-1}(\sigma) = 1$, and we will prove

$$u_{\ell}(\sigma) \leq u_{\ell}^*(\sigma) + 0.3. \quad (10)$$

This would imply Lemma 4.2 (as shown in §4).

It just remains to prove Equation (10). We denote by $\mathcal{R}_{k,0}$ and $\mathcal{R}_{k,0}^*$ the $R_{k,0}$ rewards obtained in the first ℓ phases by EX-NACL and OPT respectively. We similarly define $\mathcal{R}_{k,1}$ and $\mathcal{R}_{k,1}^*$. We note that Lemma 4.3 continues to hold here.

Proof of Equation (10). If OPT finishes in phase ℓ , then there exists some witness $(X^*, v(X^*), T^*)$ such that (i) the realizations $v(X^*)$ of the variables X^* probed by OPT determine $h_k(X)$ for all dimensions $k \in T^*$, and (ii) the values $\{h_k(X)\}_{k \in T^*}$ completely determine $f \circ h$. We further partition T^* into $T_0^* = \{k \in T^* : h_k(X) = 0\}$ and $T_1^* = \{k \in T^* : h_k(X) = 1\}$. Using the definition of the thresholds $\beta_{k,j}^0$ and $\beta_{k,j}^1$ (see §4), we have:

$$\text{C1. } \mathcal{R}_{k,0}^* \geq \beta_{k,0}^0 \text{ and } \mathcal{R}_{k,1}^* \geq \beta_{k,0}^1 \text{ for each } k \in T_0^*, \text{ and}$$

$$\text{C2. } \mathcal{R}_{k,0}^* \geq \beta_{k,1}^0 \text{ and } \mathcal{R}_{k,1}^* \geq \beta_{k,1}^1 \text{ for each } k \in T_1^*.$$

Let \mathcal{T} denote the set of 3-way-partitions $(T_0, T_1, [d] \setminus T_0 \setminus T_1)$ where f is completely determined by setting the coordinates in T_0 (resp. T_1) to 0 (resp. 1). Note that for any witness as above, we have $(T_0^*, T_1^*, [d] \setminus T_0^* \setminus T_1^*) \in \mathcal{T}$. Thus,

$$\begin{aligned} 1 - u_{\ell}^*(\sigma) &= \mathbf{P}(\text{OPT finishes in phase } \ell \mid \sigma) \\ &= \mathbf{P}(\exists(T_0^*, T_1^*, [d] \setminus T_0^* \setminus T_1^*) \in \mathcal{T} : \text{conditions C1 and C2 hold} \mid \sigma). \end{aligned}$$

Note that if OPT finishes in phase ℓ and $\mathcal{R}_{k,b} \geq \mathcal{R}_{k,b}^*$ for all k and b , then we can conclude that EX-NACL also finishes in phase ℓ (with the same witness as OPT). From Lemma 4.3 and union bound, we have $\mathbf{P}(\exists k, b : \mathcal{R}_{k,b} < \mathcal{R}_{k,b}^* \mid \sigma) \leq 0.3$. Hence,

$$\begin{aligned} 1 - u_{\ell}(\sigma) &= \mathbf{P}(\text{EX-NACL finishes in phase } \ell \mid \sigma) \geq \mathbf{P}\left(\left(\text{OPT finishes in phase } \ell\right) \bigwedge \bigwedge_{k,b} (\mathcal{R}_{k,b} \geq \mathcal{R}_{k,b}^*) \mid \sigma\right) \\ &\geq \mathbf{P}(\text{OPT finishes in phase } \ell \mid \sigma) - \mathbf{P}(\exists k, b : \mathcal{R}_{k,b} < \mathcal{R}_{k,b}^* \mid \sigma) \\ &\geq (1 - u_{\ell}^*(\sigma)) - 0.3 \end{aligned}$$

Upon rearranging, this gives $u_{\ell}(\sigma) \leq u_{\ell}^*(\sigma) + 0.3$ as desired. \square

6 Computational Results

We provide a summary of computational results of our non-adaptive algorithm for the stochastic score classification problem. We conducted all of our computational experiments using Python 3.8 with a 2.3 Ghz Intel Corei5 processor and 16 GB 2133MHz LPDDR3 memory. We use synthetic data to generate instances of `SSClass` for our experiments.

Instance Generation. We test our algorithm on synthetic data generated as follows. We first set $n \in \{100, 200, \dots, 1000\}$. Given n , we generate n Bernoulli variables, each with probability chosen uniformly from $(0, 1)$. We set the costs of each variable to be an integer in $[10, 100]$. The cutoffs and the weights for the score function are selected based on the type of instance being generated and will be specified later. For each n we generate 10 instances. For each instance, we sample 50 realizations in order to calculate the average cost and average runtime.

Algorithms. We compare our non-adaptive `SSClass` algorithm (Theorem 1.1) against a number of prior algorithms. For `SBFT` instances, we compare to the *adaptive* 3-approximation algorithm from [DHK16]. For *unweighted* `SSClass` instances, we compare to the non-adaptive $2(B - 1)$ -approximation algorithm from [GGHK18]. For general `SSClass` instances, we compare to the *adaptive* $O(\log W)$ -approximation algorithm from [GGHK18]. As a benchmark, we also compare to a naive non-adaptive algorithm that probes variables in a random order. We also compare to an information-theoretic lower bound (no adaptive policy can do better than this lower bound). We obtain this lower bound by using an integer linear program to compute the (offline) optimal probing cost for a given realization (see §6.1 for details), and then taking an average over 50 realizations.

Parameters C , δ , and θ . As noted in §3, our algorithm achieves a constant factor approximation guarantee for any constant $C > 1$, $\delta \in (0, 1)$ and $\theta > 1$. For our final computations, we (arbitrarily) choose values $C = 2$, $\delta = 0.01$, and $\theta = 2$.

Reported quantities. For every instance, we compute the cost and runtime of each algorithm by taking an average over 50 independent realizations. For the non-adaptive algorithms, note that we only need *one* probing sequence for each instance. On the other hand, adaptive algorithms need to find the probing sequence afresh for each realization. As seen in all the runtime plots, the non-adaptive algorithms are significantly faster.

For each instance type (`SBFT`, `Unweighted SSClass` and `SSClass`), the plots in Figures 2-5 show the averages (for both cost and runtime) against the number of variables n . Note that each point in these plots corresponds to an average over (i) the 10 instances of its type and (ii) the 50 sampled realizations for each instance.

In Table 1, we report the average performance ratio (cost of the algorithm divided by the information-theoretic lower bound) of the various algorithms. For each instance type (`SBFT`, `Unweighted SSClass` and `SSClass`), we report the performance ratio averaged over *all* values of n (10 choices) and all instances (10 each). Note that values closer to 1 demonstrate better performance.

Instance Type	Our Alg.	GGHK Alg.	Random List
Unweighted <code>SSClass</code> , $B = 5$	1.50	1.48	1.80
Unweighted <code>SSClass</code> , $B = 10$	1.25	1.24	1.33
Unweighted <code>SSClass</code> , $B = 15$	1.13	1.13	1.19
<code>SSClass</code> , $B = 5$	1.59	1.94	2.43
<code>SSClass</code> , $B = 10$	1.34	1.45	1.73
<code>SSClass</code> , $B = 15$	1.22	1.39	1.47

Instance Type	Our Alg.	DHK Alg.	Random List
<code>SBFT</code>	2.18	1.74	5.63

Table 1: Average performance ratios relative to the lower bound, by instance type.

Stochastic Boolean Function Evaluation for Linear Threshold Functions. To generate an instance of `SBFT` from synthetic data, we set $a_i \in [10]$ uniformly for all $i \in [n]$ and select a cutoff value uniformly in the score interval. We plot the results in Figure 2. Our cost is about 20% more than that of [DHK16], but our runtime is over $100\times$ faster for large instances.

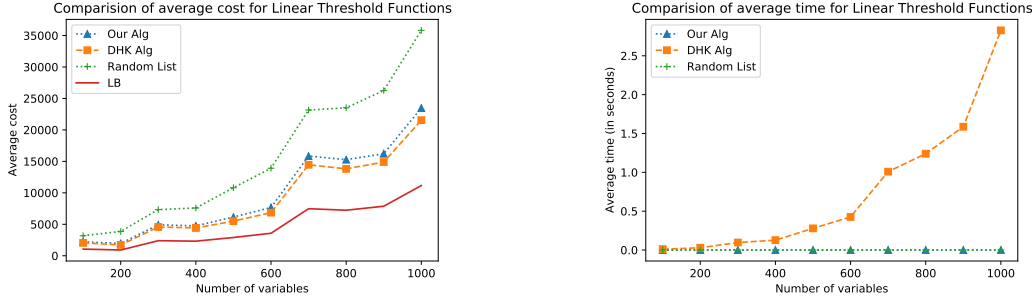


Figure 2: Results for SBFT (Cost and Runtime)

Unweighted Stochastic Score Classification. To generate instances of unweighted `SSClass` from synthetic data, we set $a_i = 1$ for all $i \in [n]$. We choose $B \in \{5, 10, 15\}$, and then select the cutoffs (based on the value of B) uniformly at random in the score interval. We test our non-adaptive algorithm against the non-adaptive algorithm of [GGHK18] and a random query order. Since, all the algorithms are non-adaptive, there is no difference in their running time. So, we focus on the average cost comparison among the algorithms. We observe that the average cost incurred by our non-adaptive algorithm is comparable to that of the non-adaptive algorithm of [GGHK18], and both algorithms outperform a random query order. We plot the results in Figure 3

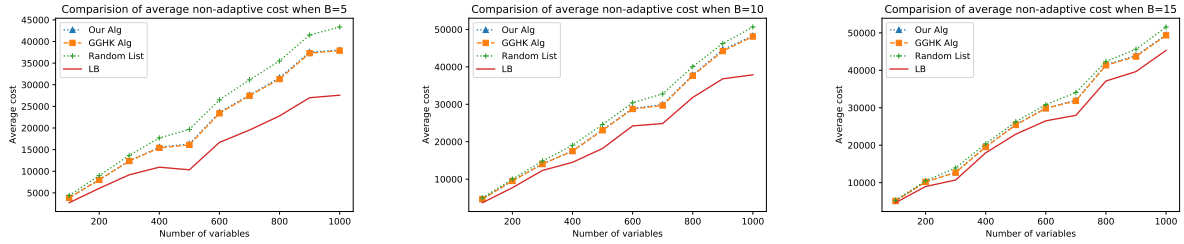


Figure 3: Results for Unweighted `SSClass` (Cost)

(Weighted) Stochastic Score Classification. We test on synthetic `SSClass` instances with $B \in \{5, 10, 15\}$. The cutoff values α_j are selected uniformly at random in the score interval. We plot results in Figures 4 and 5. In all cases, we observe that our non-adaptive algorithm beats the adaptive algorithm in both query cost and runtime; for e.g., when $B = 10$ and $n = 900$ our cost is 10% less and our runtime is about $100\times$ faster.

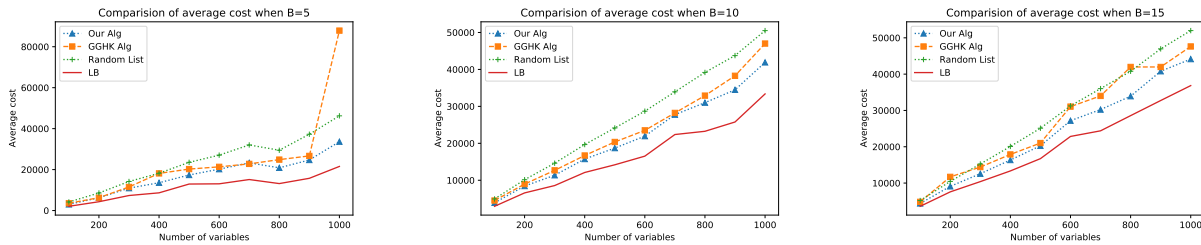


Figure 4: Results for `SSClass` (Cost)

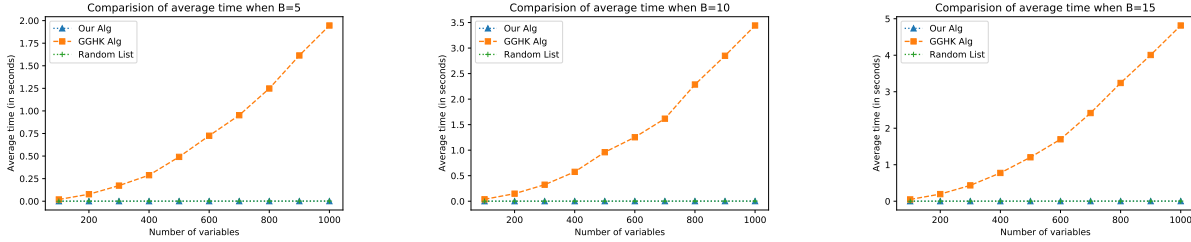


Figure 5: Results for SSSClass (Runtime)

6.1 An Information-Theoretic Lower Bound for SSSClass

Here, we present an information theoretic lower bound for SSSClass. Recall that an instance of SSSClass consists of n independent Bernoulli random variables $X = X_1, \dots, X_n$, where variable X_i is 1 with probability p_i , and its realization can be probed at cost $c_i \in \mathbb{R}_+$. The score of the outcome $X = (X_1, \dots, X_n)$ is $r(X) = \sum_{i=1}^n a_i X_i$ where $a_i \in \mathbb{Z}_+$ for all $i \in [n]$. Additionally, we are given $B+1$ thresholds $\alpha_1, \dots, \alpha_{B+1}$ which define intervals I_1, \dots, I_B where $I_j = \{\alpha_j, \dots, \alpha_{j+1} - 1\}$. These intervals define a *score classification function* $h : \{0, 1\}^n \rightarrow \{1, \dots, B\}$; $h(X) = j$ precisely when $r(X) \in I_j$. The goal is to determine $h(X)$ at minimum expected cost.

Let $\hat{X} = (\hat{X}_1, \dots, \hat{X}_n)$ correspond to a realization of the variables X . Furthermore, suppose that $h(\hat{X}) = j$; that is, under realization \hat{X} , the score $h(\hat{X})$ lies in I_j . Let $S \subseteq [n]$ correspond to the set of probed variables. Recall that S is a feasible solution for SSSClass under realization \hat{X} when the following conditions on the R_0 and R_1 rewards of S hold: $\sum_{i \in S} R_0(i) = \sum_{i \in S} a_i \cdot (1 - \hat{X}_i) \geq \beta_j^0$ and $\sum_{i \in S} R_1(i) = \sum_{i \in S} a_i \cdot \hat{X}_i \geq \beta_j^1$ where $\beta_j^0 = W - \alpha_{j+1} + 1$ and $\beta_j^1 = \alpha_j$. Thus, the following integer program computes a lower bound on the probing cost needed to conclude that $h(\hat{X}) = j$.

$$\begin{aligned}
 & \text{minimize} && \sum_{i=1}^n c_i \hat{X}_i \cdot z_i \\
 & \text{subject to} && \sum_{i=1}^n a_i \hat{X}_i \cdot z_i \geq \beta_j^1 \\
 & && \sum_{i=1}^n a_i (1 - \hat{X}_i) \cdot z_i \geq \beta_j^0 \\
 & && z_i \in \{0, 1\} \quad i \in [n]
 \end{aligned} \tag{11}$$

where z_i , for $i \in [n]$, is a binary variable denoting whether X_i is probed. Let $\widehat{\text{LB}}$ denote the optimal value of (11). Then, $\text{LB} = \mathbb{E}[\widehat{\text{LB}}]$ is an information-theoretic lower bound for the given SSSClass instance. We note that (11) only provides a lower bound on the probing cost for realization \hat{X} , and is not a formulation for the given SSSClass instance.

References

- [AHKU15] Sarah Allen, Lisa Hellerstein, Devorah Kletenik, and Tonguç Ünlüyurt. Evaluation of monotone dnf formulas. *Algorithmica*, 77, 11 2015.
- [BDH20] Soheil Behnezhad, Mahsa Derakhshan, and MohammadTaghi Hajiaghayi. Stochastic matching with few queries: $(1-\epsilon)$ approximation. In *Proceedings of the 52nd Annual ACM SIGACT Symposium on Theory of Computing*, pages 1111–1124, 2020.

- [BGK11] Anand Bhalgat, Ashish Goel, and Sanjeev Khanna. Improved approximation results for stochastic knapsack problems. In *SODA*, pages 1647–1665, 2011.
- [BGL⁺12] N. Bansal, A. Gupta, J. Li, J. Mestre, V. Nagarajan, and A. Rudra. When LP is the cure for your matching woes: Improved bounds for stochastic matchings. *Algorithmica*, 63(4):733–762, 2012.
- [BLT21] Guy Blanc, Jane Lange, and Li-Yang Tan. Query strategies for priced information, revisited. In *Proceedings of the Thirty-second Annual ACM-SIAM Symposium on Discrete Algorithms (SODA 2021)*, page 1638–1650, 2021.
- [BN15] Nikhil Bansal and Viswanath Nagarajan. On the adaptivity gap of stochastic orienteering. *Math. Program.*, 154(1-2):145–172, 2015.
- [CFG⁺00] Moses Charikar, Ronald Fagin, Venkatesan Guruswami, Jon Kleinberg, Prabhakar Raghavan, and Amit Sahai. Query strategies for priced information (extended abstract). pages 582–591, 01 2000.
- [CL05] Ferdinando Cicalese and Eduardo Sany Laber. A new strategy for querying priced information. In *Proceedings of the Thirty-Seventh Annual ACM Symposium on Theory of Computing, STOC '05*, page 674–683, 2005.
- [CL11] Ferdinando Cicalese and Eduardo Sany Laber. On the competitive ratio of evaluating priced functions. *J. ACM*, 58(3), June 2011.
- [DGV08] B. C. Dean, M. X. Goemans, and J. Vondrák. Approximating the stochastic knapsack problem: The benefit of adaptivity. *Math. Oper. Res.*, 33(4):945–964, 2008.
- [DHK16] Amol Deshpande, Lisa Hellerstein, and Devorah Kletenik. Approximation algorithms for stochastic submodular set cover with applications to boolean function evaluation and min-knapsack. *ACM Trans. Algorithms*, 12(3), April 2016.
- [ENS17] Alina Ene, Viswanath Nagarajan, and Rishi Saket. Approximation algorithms for stochastic k-tsp. In *37th IARCS Annual Conference on Foundations of Software Technology and Theoretical Computer Science*, pages 27:27–27:14, 2017.
- [GGHK18] Dimitrios Gkenosis, Nathaniel Grammel, Lisa Hellerstein, and Devorah Kletenik. The Stochastic Score Classification Problem. In *26th Annual European Symposium on Algorithms (ESA)*, volume 112, pages 36:1–36:14, 2018.
- [GK17] Daniel Golovin and Andreas Krause. Adaptive submodularity: A new approach to active learning and stochastic optimization. *CoRR*, abs/1003.3967, 2017.
- [GKNR15] Anupam Gupta, Ravishankar Krishnaswamy, Viswanath Nagarajan, and R. Ravi. Running errands in time: Approximation algorithms for stochastic orienteering. *Math. Oper. Res.*, 40(1):56–79, 2015.
- [GM09] Sudipto Guha and Kamesh Munagala. Multi-armed bandits with metric switching costs. In *Automata, Languages and Programming, 36th International Colloquium (ICALP)*, pages 496–507, 2009.
- [GN13] Anupam Gupta and Viswanath Nagarajan. A stochastic probing problem with applications. In *IPCO*, pages 205–216, 2013.
- [GNS17] Anupam Gupta, Viswanath Nagarajan, and Sahil Singla. Adaptivity gaps for stochastic probing: Submodular and XOS functions. In *Proceedings of the Twenty-Eighth Annual ACM-SIAM Symposium on Discrete Algorithms (SODA)*, pages 1688–1702, 2017.
- [INvdZ16] Sungjin Im, Viswanath Nagarajan, and Ruben van der Zwaan. Minimum latency submodular cover. *ACM Trans. Algorithms*, 13(1):13:1–13:28, 2016.
- [JLLS20] Haotian Jiang, Jian Li, Daogao Liu, and Sahil Singla. Algorithms and Adaptivity Gaps for Stochastic k-TSP. In *11th Innovations in Theoretical Computer Science Conference (ITCS)*, volume 151, pages 45:1–45:25, 2020.

[KKM05] Haim Kaplan, Eyal Kushilevitz, and Yishay Mansour. Learning with attribute costs. In *Proceedings of the Thirty-Seventh Annual ACM Symposium on Theory of Computing, STOC '05*, page 356–365, 2005.

[Ü04] Tonguç Ünlüyurt. Sequential testing of complex systems: a review. *Discrete Applied Mathematics*, 142(1):189–205, 2004.

A Handling Negative Weights

We now show how our results can be extended to the case where the weights a_i may be positive or negative. For the stochastic score classification problem (**SSClass**), we provide a reduction from any instance (with arbitrary weights) to one with positive weights. Let \mathcal{I} be any instance of **SSClass**, and let $P \subseteq [n]$ (resp. $N \subseteq [n]$) denote the variables with positive (resp. negative) weight. Note that we can re-write the score as follows:

$$r(X) = \sum_{i=1}^n a_i X_i = \sum_{i \in P} a_i X_i - \sum_{i \in N} |a_i| X_i = - \sum_{i \in N} |a_i| + \sum_{i \in P} a_i X_i + \sum_{i \in N} |a_i| (1 - X_i). \quad (12)$$

Consider now a new **SSClass** instance with the n variables $X'_i = X_i$ for $i \in P$ and $X'_i = 1 - X_i$ for $i \in N$. The probabilities are $p'_i = p_i$ for $i \in P$ and $p'_i = 1 - p_i$ for $i \in N$. The weights are $a'_i = a_i$ for $i \in P$ and $a'_i = -a_i$ for $i \in N$; note that all weights are now positive. The costs remain the same as before. For any realization X , the new score is $\sum_{i=1}^n a'_i X'_i = \sum_{i \in N} |a_i| + r(X)$, using (12). Finally the class boundaries for the new instance are $\alpha'_j = \alpha_j + \sum_{i \in N} |a_i|$. It is easy to check that a realization X' in the new instance has class j if and only if the corresponding realization X has class j in the original instance \mathcal{I} .

d -Dimensional score classification and explainable stochastic halfspace evaluation. To handle negative weights in d -**SSClass** (and **EX-SFE**), we need to apply the above idea within the algorithm (it is not a black-box reduction to positive weights). At a high level, we use the fact that the algorithm simply interleaves the separate lists for each dimension.

As above, we introduce a new score for each dimension k that only has positive weights:

$$r'_k(X) = \sum_{i \in P_k} a_{ik} X_i + \sum_{i \in N_k} |a_{ik}| (1 - X_i), \text{ where } r_k(X) = r'_k(X) - \sum_{i \in N_k} |a_{ik}|. \quad (13)$$

Correspondingly, we redefine the two rewards as follows.

$$R_{k,0}(i) = \begin{cases} a_{ik}(1 - X_i) & \text{if } i \in P_k \\ -a_{ik}X_i & \text{if } i \in N_k \end{cases}, \quad R_{k,1}(i) = \begin{cases} a_{ik}X_i & \text{if } i \in P_k \\ -a_{ik}(1 - X_i) & \text{if } i \in N_k \end{cases}$$

Note that after probing a subset $S \subseteq [n]$, the total $R_{k,0}$ (resp. $R_{k,1}$) reward corresponds to a lower (resp. upper) bound on the score $r'_k(X)$. This also implies lower/upper bounds on the original score $r_k(X)$ by a linear shift. The rest of the algorithm remains the same as Algorithm 4. The analysis also remains the same.

B Proof of Theorem 2.1

Recall the setting of Theorem 2.1. We are given a set T of items with non-negative costs $\{c_k\}$ and rewards $\{r_k\}$, along with a budget D . The goal is to select a subset of items of total cost at most D

that maximizes the total reward. The following is a natural LP relaxation of the knapsack problem where the objective is expressed as a function of the budget D .

$$g(D) = \max \left\{ \sum_{k \in T} r_k \cdot x_k \mid \sum_{k \in T} c_k \cdot x_k \leq D, x \in [0, 1]^T \right\}, \quad \forall D \geq 0.$$

The following algorithm \mathcal{A}_{KS} solves the *fractional* knapsack problem and also obtains an approximate integral solution. Assume that the items are ordered so that $\frac{r_1}{c_1} \geq \frac{r_2}{c_2} \geq \dots$. Let t index the first item (if any) so that $\sum_{k=1}^t c_k \geq D$. Let $\psi := \frac{1}{c_t}(D - \sum_{k=1}^{t-1} c_k)$ which lies in $(0, 1]$. Define

$$x_k = \begin{cases} 1 & \text{if } k \leq t-1 \\ \psi & \text{if } k = t \end{cases}.$$

Return x as the optimal fractional solution and $Q = \{1, \dots, t\}$ as an integer solution. We restate Theorem 2.1 for completeness.

Theorem. Consider algorithm \mathcal{A}_{KS} on any instance of the knapsack problem with budget D .

1. $g(D) = \sum_{k=1}^{t-1} r_k + \psi \cdot r_t = \langle r, x \rangle$ and so x is an optimal LP solution.
2. The derivative $g'(D) = \frac{r_t}{c_t}$.
3. Solution Q has cost $c(Q) \leq D + c_{\max}$ and reward $r(Q) \geq g(D)$.
4. $g(D)$ is a concave function of D .

Proof. Let x^* be an optimal LP solution. If $x^* = x$, we are done. Suppose that $x^* \neq x$, and assume without loss of generality that $\sum_{k=1}^n c_k \cdot x_k^* = D$; else we can obtain a greater reward by raising x^* . Let j be the smallest index such that $x_j^* < x_j$: note that $j \leq t$ is well defined by the definition of x . Let h be the largest index with $x_h^* > x_h$: note that such an index must exist as $\sum_{k=1}^n c_k \cdot x_k^* = \sum_{k=1}^n c_k \cdot x_k$. Moreover, $h \geq t$ by definition of our solution x . As $j \neq h$, we have $j < h$ from above. Define a new solution

$$x'_k = \begin{cases} x_k^* & \text{if } k \neq j, h \\ x_j^* + \delta & \text{if } k = j \\ x_h^* - \frac{c_j}{c_h} \delta & \text{if } k = h \end{cases}.$$

Above, $\delta = \min\{1 - x_j^*, \frac{c_h}{c_j} x_h^*\} > 0$. Intuitively, we are redistributing cost from item h to j . Note that the cost of the new solution $\sum_{k=1}^n c_k \cdot x'_k = \sum_{k=1}^n c_k \cdot x_k^* = D$. Moreover, the reward

$$\sum_{k=1}^n r_k \cdot x'_k = \sum_{k=1}^n r_k \cdot x_k^* + \delta r_j - \delta \frac{c_j}{c_h} r_h \geq \sum_{k=1}^n r_k \cdot x_k^*,$$

where we used $\frac{r_j}{c_j} \geq \frac{r_h}{c_h}$ which follows from $j < h$ and the ordering of items. Finally, by choice of δ , either $x'_j = 1$ or $x'_h = 0$. It follows that x' is also an optimal LP solution. Repeating this process, we obtain that x is also an optimal LP solution. This completes the proof of property (1).

For property (2), observe that

$$g'(D) = \lim_{\epsilon \rightarrow 0} \frac{g(D + \epsilon) - g(D)}{\epsilon} = \lim_{\epsilon \rightarrow 0} \frac{g(D) + \epsilon \cdot \frac{r_t}{c_t} - g(D)}{\epsilon} = \frac{r_t}{c_t},$$

as desired.

Since $\psi \in (0, 1]$, we have $c(Q) = D + (1 - \psi) \cdot c_t \leq D + c_{\max}$ and $r(Q) = (1 - \psi) \cdot r_t + g(D) \geq g(D)$, proving property (3).

Finally, using property (2) and the non-increasing $\frac{r_k}{c_k}$ order of the items, it follows that $g(D)$ is a concave function. This proves property (4). \square