

Towards Practical Evaluation of Android ICC Resolution Techniques

Jiwei Yan

Tech. Center of Software Engineering
Institute of Software, CAS, China
Univ. of Chinese Academy of Sciences
Beijing, China

Shixin Zhang

School of Software Engineering
Beijing Jiaotong University
Beijing, China

Yepang Liu

Dept. of Computer Science and Engr.
Southern University of Sci. and Tech.
Shenzhen, China

Jun Yan

State Key Lab. of Computer Science
Institute of Software, CAS, China
Univ. of Chinese Academy of Sciences
Beijing, China

Jian Zhang

State Key Lab. of Computer Science
Institute of Software, CAS, China
Univ. of Chinese Academy of Sciences
Beijing, China

ABSTRACT

Inter-component communication (ICC) is a widely used mechanism in mobile apps, which enables message-based control flow transferring and data passing between components. Effective ICC resolution requires precisely identifying entry points, analyzing data values of ICC fields, modeling related framework APIs, etc. Due to various control-flow and data-value tracking related characteristics involved and the lack of oracles for real-world apps, the practical evaluation of ICC resolution techniques is challenging.

To fill this gap, we collect multiple-type benchmark suites with 4,104 apps, covering the characteristic-specific, open-source, and commercial ones. Considering the differences of benchmarks, we adopt various evaluation metrics for them, which are based on the number count, graph structure, and reliable oracle. As the oracle for real-world apps is unavailable, we design a dynamic analysis approach to extract the real ICC links triggered during GUI exploration. Overall, we manually confirm 1,680 ICCs and label 42,000 code characteristic tags to form a reliable oracle set. The evaluation performed on six off-the-shelf ICC resolution tools show that tools behave inconsistently on multiple benchmarks and with different metrics. Using reliable oracles, we find that up to 39% - 85% ICCs are missed by the six tools, for their inadequate analysis of specific code characteristics. And with the help of graph metrics, we identify many wrongly reported ICCs caused by conservative analysis or the transitivity of imprecision. Finally, we summarize eight FN/FP patterns in ICC resolution for further improvement.

CCS CONCEPTS

• **Software and its engineering** → **Software testing and debugging.**

Permission to make digital or hard copies of all or part of this work for personal or classroom use is granted without fee provided that copies are not made or distributed for profit or commercial advantage and that copies bear this notice and the full citation on the first page. Copyrights for components of this work owned by others than ACM must be honored. Abstracting with credit is permitted. To copy otherwise, or republish, to post on servers or to redistribute to lists, requires prior specific permission and/or a fee. Request permissions from permissions@acm.org.

Conference'17, July 2017, Washington, DC, USA

© 2022 Association for Computing Machinery.

ACM ISBN 978-x-xxxx-xxxx-x/YY/MM... \$15.00

<https://doi.org/10.1145/nnnnnnn.nnnnnnn>

KEYWORDS

Android, ICC Resolution, Evaluation, Oracle Construction

ACM Reference Format:

Jiwei Yan, Shixin Zhang, Yepang Liu, Jun Yan, and Jian Zhang. 2022. Towards Practical Evaluation of Android ICC Resolution Techniques. In *Proceedings of ACM Conference (Conference'17)*. ACM, New York, NY, USA, 12 pages. <https://doi.org/10.1145/nnnnnnn.nnnnnnn>

1 INTRODUCTION

ICC is a framework-related mechanism, which plays an important role in building implicit control flows as well as transferring data among Android app components. The comprehensive extraction of ICC links can help to understand GUI structure and detect inter-component or inter-app risks. Existing works concentrate on both the resolution of ICC links and the construction of component/activity transition graph (CTG/ATG), which rely on the resolution results. For example, *Epicc* [28] and *IC3* [27] model the Intent-related framework APIs and perform a data-flow analysis to resolve the ICC field values. *A³E* [4] statically builds ATG to generate target-directed test sequences of Android apps. *StoryDroid* [8] concentrates on the understanding of program behavior based on the ATG construction. Besides, there are various ICC-related vulnerabilities, e.g., privacy leak [23], permission leak [5], and component hijacking [26, 40], which have attracted the attention of researchers. With wide usage in various scenarios, both the soundness and completeness of ICC resolution have great impacts on higher-level analysis.

In Android, an ICC message is represented as an Intent [20] object, which contains a set of fields. Resolving ICC links requires analyzing the method call traces of the Intent object sending statement and precisely extracting the value of each Intent field. During the analysis, the control-flow related characteristics, e.g., *callback entry* and *asynchronous*, etc., influence the message source resolving, while the data-flow related characteristics, e.g., *calling context* and *string operation*, etc., affect the message destination resolving. The imprecision in any step will lead to either false positive (FP) or false negative (FN) in ICC resolution, which may generate incorrect control or data flow relationships in the higher-level analysis. For example, a recent work that extracts digital evidence from Android log messages uses *IC3* [27] to build ICC models. It triggers 11 FNs

on 65 benchmark apps, in which 7 FNs are ICC model related [9]. When FPs happen in the fundamental analysis modules, the imprecisions may be propagated to the higher-level analysis, making the confirmation of results quite difficult.

To figure out the performance of tools when encountering ICC code snippets, researchers have put forward a set of hand-made benchmarks that are designed with various ICC-related characteristics. Although adopted in many scenarios, it is questionable whether these apps could represent real-world ones and evaluate the ability of ICC resolution tools comprehensively. To perform a more practical evaluation based on real-world codes, there are two challenges. Lacking of proper metrics is the **first challenge**. When evaluating large-scale apps without available ground truths, many works [7, 27, 28] measure and compare the number of resolved ICC links or inferred field values instead. The number-based comparison is effective only when the tools under evaluation rarely report nonexistent ICCs (FPs). However, according to our evaluation on hand-mades apps, FPs exist for most ICC resolution tools, so that the number-based comparison is less convincing and more effective metrics are required. **Another challenge** is about the lacking of high-quality benchmark suites. For a high-quality benchmark suite, first, it should select representative test inputs, i.e., Android apps, which cover various code usages of ICC sending. Also, it should provide available test oracle, i.e., ground truth ICCs, on a given app set to evaluate the precision of tools. Finally, for each ICC in the test oracle, both the ICC-related code snippets and the involved code characteristics in them should be labeled. Such detailed information can help to understand the pros and cons of tools and figure out the root causes of imprecision. However, there are no such characteristics-labeled benchmark suites up to now.

In this paper, we focus on the practical evaluation of widely used ICC resolution tools. Six popular and off-the-shelf ICC resolution tools are picked as our evaluation objects. First, we collect multiple-type benchmark suites with 4,104 apps, including existing hand-made app sets, large-scale real-world ones, as well as a compact but representative dataset with reliable oracles, with which we can observe the consistency of tools' behaviors on different app sets. For different benchmarks, we adopt different metrics for evaluation, in which the *number-based* metrics have weak credibility but can be used on all benchmarks; the *graph-based* metrics require that ICCs are actually designed for real mobile users, so they are not suitable for hand-made apps; and the *oracle-based* metrics can only be used on datasets with available oracles and code characteristic labels. For hand-made apps, we label their ICC edges as well as the ICC-related code characteristics by code reviewing. As the oracles for real-world apps are unavailable, we design a dynamic analysis approach to extract real ICC links in real-world apps during GUI exploration. Thus we can get a set of ICCs whose distribution is irrelevant to the complexity of related code characteristics. Overall, by utilizing the output information of existing tools and manual code auditing, we confirm the correctness of 110 + 1,570 ICCs and label 42,000 code characteristic tags for them. We also design 18 checkers to validate the correctness of tags. When the ICC-related code snippets are pointed out, our checkers also can infer and tip possible tags by lightweight code analysis.

Through the experimental evaluation, we find that tools behave inconsistently on multiple benchmarks and with different metrics,

thus both the representative of benchmarks and the applicability of metrics should be concerned in testing. And the efficiency of analysis has great impact on the usability and effectiveness of tools. Using reliable oracles with 1,570 ICCs from real-world apps, it is observed that up to 39% - 85% ICCs are missed by tools, and their average FN rates on apps vary from 23% to 89%. By investigation, we find that many missed ICCs are caused by inadequate analysis of specific code characteristics. With the help of graph metrics, we identify many wrongly reported ICCs caused by conservative analysis or the transitivity of imprecision. Based on labeled code characteristics, we discover the pros and cons of tools under evaluation and summarize eight common FN/FP patterns in ICC resolution.

Contributions. The contributions of this work are threefold:

- We construct multiple-type benchmark suites for ICC resolution evaluations, which involve the hand-crafted apps designed with specific characteristics, real-world apps with complex ICC implementation, and characteristic-labeled oracles for representative apps. Both the ICC oracles and their code characteristic tags are publicly available at <https://iccvviewer.lby.site/ICCVviewer/>.
- We propose a unified ICC comparison framework and design specific metrics that work on different types of benchmark suites.
- We carry out in-depth evaluations on six popular and off-the-shelf ICC resolution tools, clarify the strength and weakness of each tool, summarize the root causes that lead to precision loss, and discuss some observations for further improvement.

2 MOTIVATING EXAMPLE

ICC is a basic mechanism provided by the Android system for the convenience of communication between app components. An app component can create an Intent object that carries a set of ICC required data, and send it to the Android system. According to the explicit or implicit nature of the Intent, one or more components will be inferred as the destination components. Besides, both the basic ICC fields, e.g., action and category, and the user-customized extra data will be delivered together. In summary, the role of ICC is to achieve both the control and data transmission among components. Fig. 1 displays a motivating example with five commonly used characteristics in ICC resolution.

```

1 public class OneActivity extends Activity { ...
2     public void onCreate(Bundle b) { ...
3         button.setOnClickListener(new OnClickListener(){
4             public void onClick(View v){ // (1) Callback Entry
5                 getSupportFragmentManager().beginTransaction()
6                     .replace(R.id.fragment, new OneFragment()).commit();});}
7     }
8     public class OneFragment extends Fragment { ... // (2) Fragment
9     public void onAttach(Activity activity) {
10        if(...){ goToAct("action.first");} // (3) Calling Context
11        else{ goToAct("action.second"); }
12    private void goToAct(String action){
13        Intent i = new Intent(action);
14        if(...){ startActivity(i); } // (4) Implicit Match
15        else{ // (5) Atypical ICC
16            PendingIntent p = PendingIntent.getActivity(getActivity(), 0, i, 0);
17            IntentSender s = p.getIntentSender();
18            s.sendIntent(getActivity(), 0, null, null, null); }
19    }

```

Figure 1: Motivating Example

Callback Entry. Besides lifecycle methods, user-defined callbacks are also the entry points of components. In lines 3-6, an

anonymous callback listener is set with a callback method. At the IR level, class `OneActivity$1` will be created, which contains a user implemented callback `onClick()`. Thus, the Intent resolution tools should correctly recognize the inner class and take the callback methods in it as entry points of `OneActivity`.

Fragment. The Fragment component is hosted by an Activity or another Fragment for reusable UI [14]. To identify the source component of an ICC, the control flow between activities and fragments should be built first. In lines 5-6, the fragment `OneFragment` is loaded in component `OneActivity`. For the Intent object `i` in line 13, without fragment modeling, the entry point tracking analysis may terminate at the fragment lifecycle method `onAttach()` but miss the actual entry method `onClick()` in its host activity.

Calling Context. The data extraction of the Intent object fields is essential to ICC resolution. Considering both the Intent object itself and the data of Intent fields can be passed among function calls, context-sensitive inter-procedural analysis should be performed. In lines 10-11, different values of the action field are passed to the callee method `goToAct()`, leading to two different ICC links.

Implicit Match. For explicit Intent instances, their destination components can be obtained by analyzing the value of the class or component name fields. For the others, the destinations depend on the implicit matching results of the field values of Intents and the declared Intent filters. In line 14, the Intent `i` without explicit target name is sent out, which requires further implicit matching.

Atypical ICC. Besides normally used ICC sending APIs, like `startActivity()` and `startActivityForResult()`, atypical ICC-related APIs [31] in other forms should be taken into account. In lines 15-18, the Intent object `i` is wrapped in a `PendingIntent` object `p`, and sent out by an `IntentSender` object `s`. Although normal APIs are not invoked, the ICC is actually established.

3 ICC RESOLUTION: AN OVERVIEW

3.1 Existing Tools and Application Scenarios

Researchers have proposed many works that apply the Android ICC resolution results. One of the most popular application scenarios is security property checking, especially privacy leak detection. In the beginning, the intra-component leak detection is concerned by the developers of *FlowDroid* [3], *LeakMiner* [39] and *Scandal* [22]. Considering that many sensitive data are passed by ICC links, several researchers extend the approaches to support inter-component leak detection, including *IccTA* [24], *Amandroid* [33] and *DroidSafe* [15]. Among these tools, the ICC resolution ability of *IccTA* depends on tool *IC3*, while *Amandroid* [33] and *DroidSafe* [15] manually built a precise model for Intent manipulation APIs. Besides privacy leak, ICC resolution also relates to malware detection [34], inter-app threat analysis [6, 7, 11] and digital evidence extraction [9], etc. Another typical scenario is GUI testing, especially the model-based test generation. For example, the search-based energy testing tool *COBWEB* [21] and the asynchronous error detecting tool *APEChecker* [13] both generate executable test cases for bug triggering based on the CTG construction. In addition, ICC resolution is also used to generate storyboard of apps [8].

With the wide usage of ICC, we systemically investigate the literature related to ICC analysis and CTG construction to get standalone ICC resolution tools. Finally, eight off-the-shelf tools are

discovered. In 2013, **Epicc (2013)** [28] first concentrates on the ICC resolution problem. It reduces the discovery of ICC to an instance of the Inter-procedural Distributive Environment (IDE) problem. In the same year, **A³E (2013)** [4] also constructs ATG statically and uses it to guide the dynamic test generation. **IC3 (2015)** [27] is an enhanced tool based on *Epicc*, which uses a generic solver to infer possible values of complex objects in an inter-procedural, flow, and context-sensitive manner. The precision of its resolution depends on the COAL-language-based API modeling and the model solving precision. **GATOR (2015)** [38] is a program analysis toolkit that performs static control-flow analysis of user-driven callbacks on Android apps [37]. By default, it provides a set of clients based on its framework, including the *ATGClient*. Then, **IC3DIALDroid (2017)** [7] (*IC3_{Dial}* for short) extends *IC3* for better robustness, which implements incremental callback analysis to replace the original one. **StoryDroid (2019)** [8] (whose tool is *StoryDistiller*, *StoryD* for short) is another tool that invokes *IC3*. It aims at generating storyboard for Android apps, which depends on the completeness of the constructed ATG. **RAICC (2021)** [31] is a recent work that concentrates on revealing atypical ICC in Android apps. It shows that ICC models inferred in the state-of-the-art tools are incomplete because the framework provides other atypical ways to send ICCs. **ICCBot (2022)** [36] is a static slice and summary construction based resolution tool, which considers the modeling of fragment and performs inter-procedural context-sensitive analysis.

Table 1 first gives an overview of the *availability*, *input/output* format, *functionality* of the collected tools. As some of the tools are developed by extending others, we list their *base tool* and the fundamental analysis *framework*. The column *approach* presents the approaches adopted by each tool, in which *Gator* uses a simplified IDE analysis of *Epicc* (according to [37]), and *StoryD* uses IDE because it first runs *IC3* to get parts of ICCs. Then we summarize the analysis sensitivity, including flow, context, field, and object sensitivity [25], of each tool by investigating their related literature. Tools *IC3* and *IC3_{Dial}* both declared that they use context-sensitive inter-procedural analysis, however, we find several context-insensitive counterexamples in the subsequent evaluations. For *StoryD*, we use the same sensitivity with *IC3* because the sensitivity of its own fragment analysis is unknown. The next column gives the analyzed component type, in which *A³E* and *StoryD* declared that they only construct ATG, but according to our evaluation results, other types components (*NAct*) like services and broadcast receivers are also reported. Overall, only *StoryD* and *ICCBot* concentrate on the analysis of Fragment (*Fr*) component. The last two columns give whether there are analyses of extra data and string operation. Among all tools, *Epicc* is not available by now and *RAICC* cannot actually generate ICC resolution results, so we exclude these two tools and pick the other six ones in our evaluation.

3.2 Metrics Adopted by Existing Tools

According to the evaluation approach presented in the related literature, we summarized the evaluation metrics used by each tool. As shown in Table 2, the number of identified ICC edges (*edge*) and the success rate of analysis (*succ*) are two popular metrics. Totally, five tools are evaluated with hand-made apps, most of which evaluate the FN and FP ICCs with the labeled ground truths. Seven tools are evaluated with real-world apps. However, as no ground truth

Table 1: Overview of the ICC-related Tools (\checkmark : True, X: False, -: Unknown, *: To be Discussed)

Tool	Avai- lable	Apk input	Graph Output	Functionality	Base Tool/ Framework	Approach	Sensitivity F/ C/ I/ O	Component Act/NAct/Fr	Extra Data	Str Op
A ³ E	\checkmark	\checkmark	ATG*	ATG Construction	SCanDroid/ Wala	Static Taint Analysis	-	\checkmark / X*/ X	X	-
Epicc	X	\checkmark	X	ICC Resolution	/Soot	IDE Analysis	\checkmark / \checkmark / -/ -	\checkmark / \checkmark / X	\checkmark	\checkmark
IC3	\checkmark	\checkmark	X	ICC Resolution	Epicc/ Soot	IDE Analysis	\checkmark / \checkmark */ \checkmark / X	\checkmark / \checkmark / X	\checkmark	\checkmark
IC3Dial	\checkmark	\checkmark	X	ICC Resolution	IC3/ Soot	IDE Analysis	\checkmark / \checkmark */ \checkmark / X	\checkmark / \checkmark / X	\checkmark	\checkmark
Gator	\checkmark	\checkmark	ATG	ATG Construction	/Soot	IDE Analysis*	X/ X/ -/ -	\checkmark / X/ X	\checkmark	X
StoryD	\checkmark	\checkmark	ATG*	Storyboard Output	IC3/ Soot	IDE Analysis*	(\checkmark / \checkmark / \checkmark / X)*	\checkmark / X*/ \checkmark	X	\checkmark
RAICC	\checkmark	\checkmark	X	Atypical Transform	/Soot	Instrumentation	-	\checkmark / \checkmark / X	X	-
ICCBot	\checkmark	\checkmark	CTG	ICC Resolution	/Soot	Slice, Summary, Def-use Analysis	\checkmark / \checkmark / \checkmark / \checkmark	\checkmark / \checkmark / \checkmark	\checkmark	\checkmark

is available, researchers use the number of identified fields without ambiguity (*if*), covered activities or methods (*cov*) and detected leaks in higher-level analysis (*lk*) as metrics for comparison.

Table 2: Evaluation Metrics Adopted By Tools

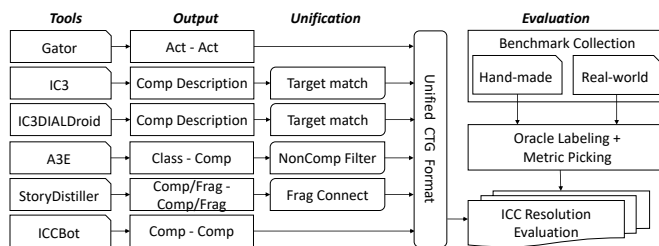
	Tool	#apk	#ICC	#succ	#FP/FN	#if	#cov	#lk
Hand-made	IC3Dial	190	*	*				
	Gator	20	*		*			
	StoryD	10	*		*			
	RAICC	20			*			
	ICCBot	132	*	*	*			
Real-world	Epicc	1,200				*		
	IC3	500	*			*		
	IC3Dial	1,000	*	*				
	A ³ E	28					*	
	StoryD	50	*				*	
	RAICC	1,000	*					*
	ICCBot	2,000	*	*				

4 EXPERIMENTAL SETUP: DATA & METRIC

This section presents the experimental setup, including the unified framework, data collection process and metric picking principles.

4.1 Unified Evaluation Framework

Before evaluation, we noticed that the functionalities and output formats of the off-the-shelf tools vary. For example, tools *IC3* and *IC3Dial* only give the data value of ICC fields instead of the Intent matching results; *A³E* does not filter the ICCs connected with a non-component class; and *StoryD* does not directly connect the components linked by fragments (Act \rightarrow Frg \rightarrow Act). To make the comparison possible, we unify the ICC resolution results with several steps: component filtering and enhancing, target matching, and output unifying. The pre-process of each tool is shown in Fig. 2.

**Figure 2: The Evaluation Framework**

4.2 Multiple-type Benchmark Collection

In our experiments, both hand-made and real-world apps are used. Then, we introduce the collection of multiple-type benchmark suites.

4.2.1 Test Suites for Hand-made Apps. For hand-made benchmarks, we consider the ones used in existing evaluation approaches, which are designed with specific characteristics. By reviewing the literature that have benchmarks proposed, five existing hand-made benchmarks are collected as **BenchHand**. DroidBench (**Bend**) [10] in paper [3] is a benchmark suite that is designed for evaluating the information-flow analyzers. It contains 18 ICC-related apps in its ICC category folder. The benchmark ICC-Bench (**BenI**) [17] in literature [33] is the first ICC-specific benchmark, which contains 24 apps for testing ICC resolution capabilities. The StoryD-Bench (**Bens**) [32] in literature [8] concentrates on two ICC-related characteristics, fragment and inner class, that are not well-addressed by tool *IC3*. It designs 10 test apps around them specifically. As previous benchmarks do not take the atypical ICC into account, the authors of [31] designed 20 test apps as RAICC-Bench (**BenR**) [30] to supplement *BenD*, in which various atypical ICC usages are provided. And ICCBotBench (**BenT**) [18] in paper [36] is a compact benchmark with one app, which considers various typical usage of fragment loading and data passing among methods.

The ICC-related key characteristics used in these benchmarks can be categorized into four classes, including the control-flow related characteristics: *callback entry* and *fragment*; data-flow related ones: *calling context* and *string operation*; ICC behavior related: *implicit match*, *atypical ICC* and *dynamic broadcast receiver*; as well as other class related: *library*. An ICC that does not have any common characteristic is labeled as *basic*. Among them, five characteristics have been introduced in Section 2. For other characteristics, they focus on whether the assignments of ICC resolution related fields are operated by String APIs (*Str Operation*), whether the modeling of specific Android, Java or the third-party library classes is required (*Library*), as well as whether the target broadcast receiver component is declared dynamically (*DynamicBR*). Table 3 presents the number of related code snippets of each characteristic, in which one code snippet may involve multiple characteristics.

4.2.2 Test Suites for Real-World Apps. As existing works perform evaluations on real-world datasets varying from 28 to 2,000 apps, we collect 2,000 open source apps from F-droid [12] and 2,000 commercial apps from Google Play [29] as a large-scale benchmark **BenchLarge**. All the apps are randomly downloaded from the market *AndroZoo* [1]. However, it is hard to obtain the complete

Table 3: Characteristic-Specific Codes in *BenchHand*

Characteristic	BenD	BenI	BenS	BenR	BenT	Sum
Basic	2	8	15	1	0	26
Fragment	0	0	4	0	4	8
Callback Entry	0	16	4	0	11	31
Implicit Match	5	13	0	1	9	28
Calling Context	0	0	15	0	9	24
Atypical ICC	0	0	0	23	0	23
Library	5	0	0	0	0	5
DynamicBR	1	2	0	0	0	3
Str Operation	1	1	0	0	0	2
Sum	14	40	38	25	33	150

oracle for up to 4,000 apps. Next, we will discuss how to construct oracles for real-world apps on a compact subset of real-world apps.

4.2.3 Oracle Construction. As we know, the specifications for real-world apps are not available to the third-party testers, which means the ground truths can not be obtained. An alternative is to collect a subset of real ICCs as an under-approximation of the ground truth for evaluation, which is sound but incomplete. First, to guarantee the usability of the constructed oracle, the oracle obtaining approach should be efficient and **practical**. Besides, the picked compact test suites should be **representative** in the code characteristics involved. After a set of ICC links is extracted, the **reliability** of each ICC should be confirmed.

For **practical** ICC collection, the instrumentation-based dynamic analysis can help to obtain a set of candidate ICCs, which is automatic and applicable for apps that allow modification and repackaging. After inserting method-level probes and collecting runtime information during GUI exploration, component-launching orders can be obtained by log analysis. However, as the class loading orders could not accurately reflect component transitions, we can not simply use them to build ICCs. Instead, both the lifecycle status of components and the historically visited component stack should be considered. Besides, many lifecycle methods are not overridden by developers, thus the execution of these methods will not be logged. Also, components can extend their father classes and invoke their lifecycle methods, which introduces irrelevant components and messes the event order. Furthermore, there are several types of specific lifecycle behaviors, e.g., screen rotating will cause the execution of `OnCreate()`, launch-mode or flags setting will influence the loading of historically visited components. For these reasons, we adjust our ICC extraction algorithm to fit these problems, including filtering the polymorphic method invocations, omitting the non-starting callbacks of recently launched components, etc. These works can help us to filter parts of FPs and save labor costs in further code auditing. Both the single-component and multiple-component interaction models and the ICC extraction algorithm are given in the online Appendix [2].

Considering the **representativeness** of test suites, we prefer the apps that suit GUI exploration as well as the ones that may have more ICC links. First, we pick all the 32 apps that are used in a recent dynamic exploration work [35], all of which can pass the instrumentation process and are suitable for exploration. One app is dropped for its source code is unavailable by now, so that the ICCs of it are difficult to be confirmed. Besides, we consider the downloaded apps in *BenchLarge*. For the efficiency of manual auditing with source code, only the F-droid apps are taken into

consideration. We first analyze the number of components in each app and pick the top 40 apps. Then we filter out the apps that failed the instrumentation and the duplicated ones that are variants of collected ones. We also drop the social media apps that require a real identity. Finally, we got 31 (19+12) apps (**BenchSmall**) proper for oracle construction, whose size ranges from 1M to 93M, the average number of GitHub stars is 1,010, and the average number of components is 35. All these apps cover various categories, which can be taken as a random picking set in the view of ICC resolution.

Last is the **reliability** of oracles, which needs heavy manual efforts. We use the state-of-the-art GUI testing tool *APE* [16] to drive the dynamic execution apps. Each app is explored three times and each execution takes one hour. Besides, we manually interact with each app for ten minutes as a supplement. By dynamic log analysis, we get 1,339 ICCs as the dynamically constructed oracle. Then we confirm the correctness of 984 edges and filter the others that cannot be linked to an ICC sending code snippet. Among the filtered ones, some are false-positively reported because of the disorder of the asynchronous components, e.g., components may be started by a background service. Other reasons like unmodeled polymorphic relationship and unexpected app re-start also bring FPs. Meanwhile, some ICCs that are hidden behind complex control and data-flows may be missed. For example, the longest call trace we successfully tracked involves fourteen method calls and nine classes, including three activities, three fragments, two adapters, etc. ICC like that is difficult and time-consuming to be confirmed. After that, we enhance the oracle set by adding ICCs that are connected to separated nodes in CTG and adding the newly observed ones during ICC confirming. In this step, 586 edges are manually added, after which the number of ICCs is 1,570. For each of them, we review its code snippet and point out the typical characteristics involved. As shown in [19], we design 25 code characteristic tags for each ICC, including the type of component, entry method, exit method, intent matching, method call, etc. With help of the output information of existing tools, two of our authors label these tags together. To make an automatic self-check of these labels, we also design 18 tag inference checkers, in which 14 focus on the consistency between the extracted code snippets and tags, e.g., checker of Fragment invocation, and four perform conflict checking among a group of mutually exclusive tags, e.g., checker of Intent type. When the ICC-related code snippets are pointed out, these checkers can infer and tip possible tags to users by a lightweight code analysis, which makes the labeling more efficient. They can be configured by clicking the *Config* button in our online dataset [19].

4.3 Metric Picking

After collection, we have three benchmarks, including a hand-made one, a large-scale real-world one and a compact real-world app set. In this part, we will discuss the metric picking upon them.

Oracle Metric. For apps with ground truth ICCs, the oracle-based metrics, i.e., true positive (TP), false positive (FP), and false negative (FN) are the best choices. For apps in *BenchHand*, we can obtain their ground truths by code reviewing, and compare their numbers of the TP, FP, and FN ICCs. For the compact *BenchSmall*, as its under-approximation of the ground truths is extracted, we can

get the lower bound of FN ICCs when compared with the labeled oracle.

Number Metric. In existing works, number-based metrics, e.g., the number of reported ICCs and identified ICC fields, are usually used to evaluate the tools' performance on real-world apps. The reason is that number-based metrics can reflect the upper bound of the TP ICCs, it is useful when there are few FP ICCs. However, according to the results on *BenchHand*, FP ICCs exist for most ICC resolution tools (refer to Table 4). In our experiments, like other works, we adopt the widely used number-based metrics to evaluate tools' performance on all three benchmark suites. Besides, to measure the contribution of the number-based metrics to the ICC resolution results, we take the CTG graph structure into consideration, i.e., use the graph-based metrics to help.

Graph Metric. As the results of ICC resolution can be represented as a directed graph, we first use the average degree metric to obtain the density of edges. $deg(CTG) = 2 \times |ICC| \div |Component|$, in which $|ICC|$ is the number of reported ICCs and $|Component|$ is the number of declared components. Larger $deg(CTG)$ means more ICCs reported. Besides, we consider the connectivity of the graph with the following three metrics. The metric $C_{separated}$ denotes the number of isolated components that do not connect to any other; $C_{mainNot}$ denotes the number of components that are not reachable from the default entry, usually the *MainActivity*; and $C_{exportNot}$ denotes the number of components that are not reachable from any exported entry component. From the users' perspective, the lower these metrics, the better CTG connectivity, and more functionalities can be visited during app exploration. Here our hypothesis is that developers are less likely to specifically design separated or not visitable components in their apps.

5 RESULTS AND ANALYSES

In this section, we present and analyze the experimental results.

5.1 Usability and Efficiency

First, we compare the success rate during analysis and the execution time of tools. All of our analysis processes are performed on a Linux server with two Intel® Xeon® E5-2680 v4 CPUs and 256 GB of memory. For the experiments on *BenchHand* and *BenchSmall*, we use the default setting of each tool. As shown in Fig. 3, all tools can perform analysis on *BenchHand* efficiently, especially *IC3* and *ICCBot*. On *BenchSmall*, ICC resolution can finish in several minutes for most tools, while *Gator* outperforms others in efficiency. *IC3* is the most time-consuming one on this dataset, which spends several hours on complex apps, e.g., it takes *IC3* around 6.6 hours to analyze app *SuntimesWidget*. As the analysis on real-world apps is usually time-consuming, for dataset *BenchLarge*, we limit the analyzing time of each app to 30 minutes. With the time limit, *IC3* and *IC3Dial* suffer from crash or timeout problem and have a lower success rate than others. And the different success rates of F-droid and Google Play apps on *BenchLarge* also indicate that the complexity of code can greatly influence the analysis results. In total, the analysis time for all tools on *BenchHand*, *BenchSmall* and *BenchLarge* are 2, 13 and 892 hours, respectively.

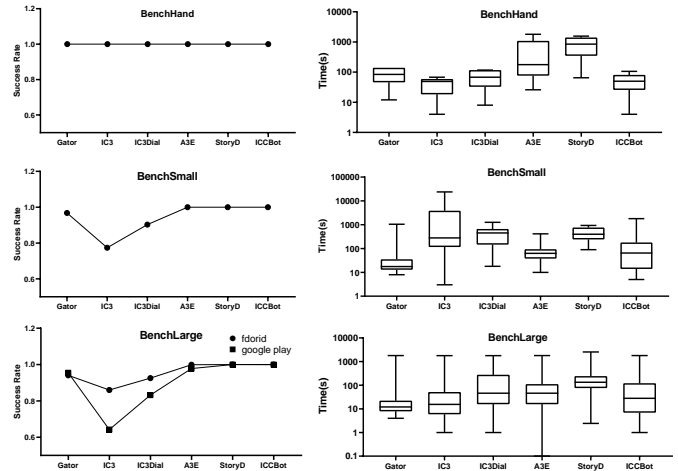


Figure 3: The Success Rate and Execution Time of Tools

Finding 1. The efficiency of analysis has a great impact on the usability and effectiveness of tools. For high-complexity approaches, it is suggested properly scheduling the order of analysis to provide more meaningful results in acceptable time limit.

5.2 Effectiveness by Number & Graph Metrics

In Fig. 4, we count the number of edges that only involve basic component (C-C), only involve activity component (A-A), and involve both the basic component and fragment (CF-CF) on each benchmark, in which *BenchLarge* is separated into two sets: F-droid and Google Play set. As we can see, the behaviors on *BenchHand* are different from the others, e.g., *IC3Dial* generates more ICCs on *BenchHand* while generating fewer ICCs on the other datasets, and the result of *Gator* is the opposite. That means we can use *BenchHand* to evaluate the effectiveness of tools on specific characteristics, while the results may not represent the overall behaviors of tools because of the differences in code features of hand-made and real-world apps. Also, it is more difficult for hand-made apps to include code snippets that can trigger FPs without pre-summarized patterns from real-world codes.

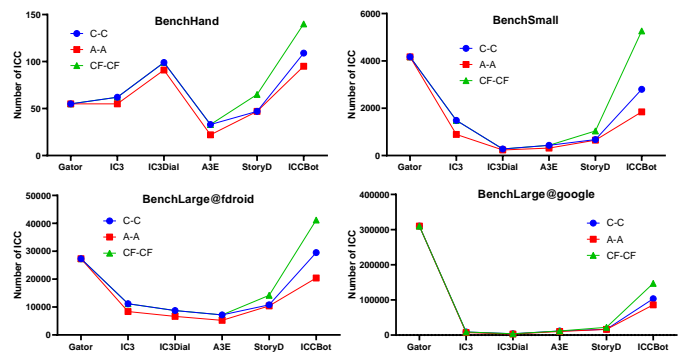


Figure 4: Evaluating with Number-based Metrics

On all datasets with real-world apps, *Gator*, which only considers activity components, reported the most A-A ICC edges. Especially, on the Google Play dataset, it generates more than 300,000 edges,

which is 4-80 times more than all others. Unfortunately, those results are confusing because we do not know whether they are caused by better analysis ability or higher FP rates. To figure out that question, we evaluate tools with the graph-based metrics $deg(CTG)$, $C_{separated}$, $C_{mainNot}$ and $C_{exportNot}$ on the constructed CTGs. The average values of these metrics on three datasets are displayed in Fig. 5, in which the left Y-axis is for $deg(CTG)$ and the right Y-axis is for others. Along with large number of ICCs reported, *Gator* also has high degree values. However, its connectivity related values are similar to tools that report much fewer ICCs than it, which means many newly added ICCs do not contribute to connectivity improvement. Compared to it, *ICCBot* has a relatively high degree than others as well as high graph connectivity, which is more reasonable. With the graph-based metrics, we can get an overview of tools' performance, and more efforts should be done to further check whether the large number of ICCs are FPs or not.

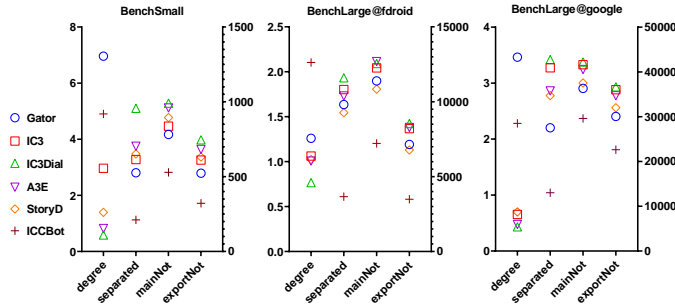


Figure 5: Evaluating with Graph-based Metrics

Finding 2. Evaluation metrics can greatly influence the ranking of tools. Thus, picking proper metrics is essential to a practical evaluation, especially for comparisons without available oracle.

5.3 Effectiveness by Oracle Metrics

Both the number and graph metrics can give us an overview of the ICC resolution results. To obtain more reliable evaluation results, we then measure the effectiveness of tools with oracle metrics.

5.3.1 On BenchHand. With the labeled oracles, Table 4 gives the evaluation results on benchmark *BenchHand*. The second column gives the number of ICCs in the oracle set (*OR*) of each benchmark, and the other columns give both the number of FP and FN ICCs. It shows that FPs happen less often than FNs on most benchmarks, except *BenT*, on which tool *IC3Dial* generates many FPs while *IC3* and *Gator* also generate a few ones. By reviewing these FP-related reports, we find that the reachability analysis of methods and the context value tracking results affect the results. Many ICCs are missed on *BenR* as it contains various atypical types of ICC usage, which requires the modeling of specific APIs. *BenI* also leads to many FNs because it uses several not commonly used callback methods. Overall, on *BenchHand*, *StoryD* and *A³E* behave well on FP rate, *ICCBot* behaves well on both FP and FN rates.

Based on the labeled information, we further give results about the distribution of code characteristics about FN ICCs. In Fig. 6, the left bar shows the characteristics of all the ICCs in the oracle set, and others are about the FN ICCs of each tool. On *BenchHand*, some

Table 4: The Evaluation Results on *BenchHand*

Bench	#OR	#FP / #FN					
		<i>Gator</i>	<i>IC3</i>	<i>IC3Dial</i>	<i>A³E</i>	<i>StoryD</i>	<i>ICCBot</i>
BenD	12	1/5	0/4	0/4	0/10	0/9	0/2
BenI	26	0/22	0/16	0/3	0/19	0/19	0/0
BenS	37	0/4	0/4	0/4	0/37	0/1	0/0
BenR	24	0/24	0/23	0/23	1/1	0/24	1/0
BenT	11	3/4	3/4	24/1	0/11	0/10	0/0
Sum	110	4/59	3/51	24/35	1/78	0/63	1/2

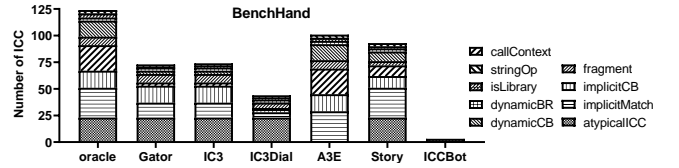


Figure 6: Characteristics of FN ICCs on *BenchHand*

tools have similar behaviors on most characteristics, like *IC3* and *Gator*. Compared with others, both *ICCBot* and *A³E* work well with characteristic *atypical ICC*, as *ICCBot* adds atypical APIs into the Intent model while *A³E* simply reports ICCs if the creation of an Intent object is identified. Both *A³E* and *StoryD* fail to identify ICCs with implicit Intent. According to Fig. 2, they both generate CTG directly but do not apply implicit matching, while others consider it by themselves or by the target matching module in our framework. Thus, though *StoryD* invokes *IC3*, it has more FNs than *IC3* on some cases. Compared to others, *A³E* is the only tool that failed to resolve all the *calling context* characteristic related ICCs.

5.3.2 On BenchSmall. Fig 7 gives the heat-map graph of FN rate results on six tools, in which each unit square denotes the FN rate on one app, and the X-axis displays 31 apps in *BenchSmall*, which are sorted by the number of ICCs in the oracle set. Using reliable oracles with 1,570 edges, we find that around 39% to 85% ICCs are missed by the six picked tools, and their average FN rates on apps vary from 23% to 89%. That is to say, there are still massive FN ICCs when working on real-world apps. Then, we perform pairwise comparisons to figure out the common and unique ICCs reported by tools. In Fig. 8, the bottom left figure is about all the reported ICCs, whose Y-axis values are the ratios of reported ICCs in the union of ICCs reported by two tools. And the upper right one only counts the TP ICCs, whose Y-axis values are the ratios of TP ICCs in the oracle ICC set. As we can see, *IC3* covers all the reported and the TP ICCs of *IC3Dial* on this benchmark, and the results of other tools are all overlapped. For instance, even though *ICCBot* can cover most TPs reported by others, every other tool can still report a few TP ICCs that are missed by it. Furthermore, the union of any two tools cannot cover all ICCs in the oracle set.




Figure 7: False Negative Rates of Tools on *HandSmall*

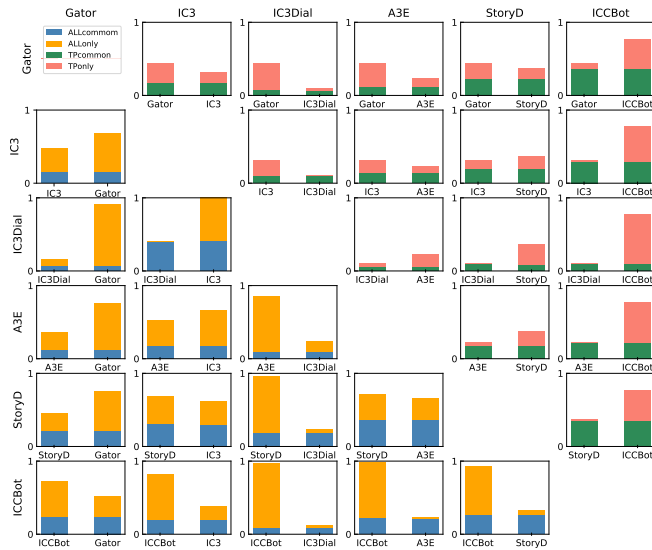


Figure 8: Pairwise Comparison about Reported and TP ICCs

Fig. 9 presents the top FN-related characteristics of each tool on *BenchSmall*. Note again that one ICC may have multiple characteristic labels and the failed apps are not counted for each tool. According to the results, the *callback entry*, especially the dynamic and implicit callbacks (CB), related ICCs and FNs are both on a large scale. One reason is, callback entry identification is a big challenge due to the various forms of entry declaration. Moreover, many other characteristics show up together with callback characteristics, so they may be repeatedly counted. Compared with the results on hand-made apps, the non-basic-component related characteristics are popular, including the use of *fragment*, *adapter*, etc., which means that the ICC sending procedure in real-world code is much more complex than in hand-made snippets. The Java-specific characteristics *polymorphic* and *asynchronous* have great influence on the method control flow. Many ICCs related to them failed to be extracted. And characteristics like *string operation* and *dynamic broadcast receiver* are not counted because few FNs relate to them, in which string manipulations are more often used in malicious apps but only benign apps are picked in our study. Compared with the performance of hand-made apps, there are also several inconsistent results. For example, the behaviors of *IC3* and *Gator* are no longer similar on *BenchSmall*, especially on characteristics like *callback entry*, *polymorphic* and *adapter*.

To avoid the mutual influences among characteristics, we take each top characteristic as a separated control variable and count the ICCs that are only related to it. For callback-related ones, we pick ICCs that only satisfy one callback type but are not labeled

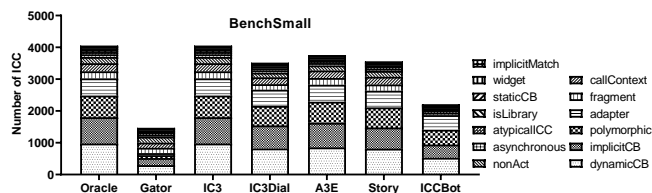


Figure 9: Characteristics of FN ICCs on *BenchSmall*

with any other characteristics. For other characteristics, we omit their callback setting because most ICCs relate to callbacks. As the atypical ICCs are usually related to non-activity components, their component types are not limited. The FN and TP results of each tool are shown in Fig. 10. As we can see, some findings are consistent with before, e.g., *Gator* fails to resolve the *nonActivity* ICCs; only *ICCBot* and *A³E* can partly handle the *atypicalICC* characteristic; *IC3Dial* performs worse on all the characteristics compared with *IC3*, even the *callback entry* related ones. There are also some new findings: *A³E* does not handle the *polymorphic* related ICCs; only *ICCBot* and *StoryD* concern the *asynchronous* characteristic; *IC3*, *IC3Dial* and *A³E* all fail with the characteristic *static callback*. For fragment components, *ICCBot* can handle most of them and *StoryD* can identify parts of them. Though *StoryD* expands fragment identification functionality based on *IC3*, it loses precision on other characteristics for it sets a ten minutes timeout when invoking *IC3* and does not perform implicit ICC matching. Overall, the characteristic-level evaluation helps the understanding of the strength and weakness of each tool.

Finding 3. The oracle ICCs extracted from real-world codes can deeply reveal the pros and cons of tools. To reduce FNs/FPs, both the accuracy on ICC-specific code characteristics and fundamental analysis modules should be concerned.

6 PATTERNS AND OBSERVATIONS

In this section, we will discuss the root causes that lead to FPs and FNs, and summarize the FN and FP related code patterns.

6.1 False Negatives in ICC Resolution

Parts of the ICCs are missed for the lacking of analysis on specific characteristics, e.g., the omitting of *atypical ICC* and *fragment*, or the inaccuracy come from fundamental analysis modules, e.g., imprecise *callback entry* identification and *call graph* construction. For ICC-specific code analyses, it is essential to continuously track the updates of the framework codes and precisely model the ICC matching behaviors. Meanwhile, the efficiency of the analysis approach will influence the completeness of results. Many ICCs are missed because some tools cannot finish the analysis within a given time. For example, *IC3* adopts IDE analysis, however, the fix-point analysis is time-consuming in some cases, which leads to the final timeout in 30 minutes. Furthermore, *StoryD* only allows *IC3* to be executed in ten minutes, which puts higher requirements on efficiency. *ICCBot* uses intra-procedural path-sensitivity analysis. Thus, even with code slicing, it may encounter the path explosion problems on the complex encapsulated methods that are specifically designed for ICC sending. Fortunately, it allows users to configure the threshold, so the historical results can be reserved when timeout. We summarized five common FN patterns as follows.

6.1.1 Layout-related Callback. There are several forms of callback entries related to XML layout files. The first line in Listing 1 gives the normal type of static callback, which declares a callback for a button widget. Following, a customized view *navView*.class is statically declared, who indeed has a dynamic callback in *navView*.class and will send ICC in this callback method. Besides, the Preference-

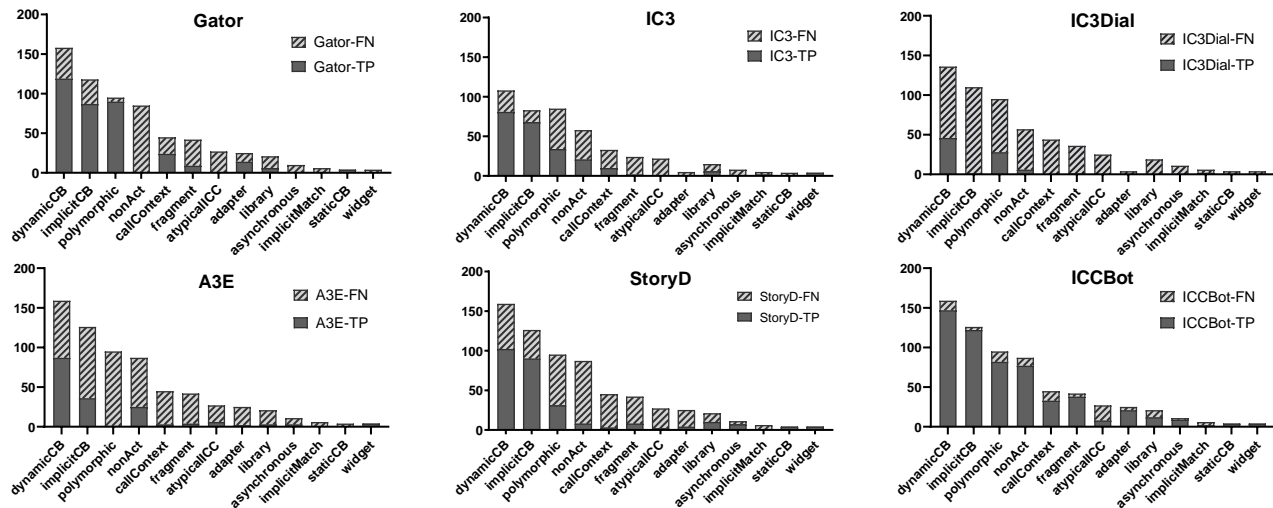


Figure 10: Number of FN and TP ICCs related to Single Characteristic

Screen provided by the Android framework supports another implicit way to trigger Intents. We list one of its usage here. All these patterns require the analysis of layout files.

Listing 1: FN: Layout-related Callback

```
//In the layout file of Component A.class (A to Tgt)
<Button android:id="@+id/button" android:onClick="onMyClick" />
<com.pkg.navView android:id="@+id/navView" />
//In com.pkg.navView.class
setNavigationItemSelectedListener(new OnNavigationItemSelectedListener(){
    public void onNavigationItemSelectedListener(View v){
        startActivity(new Intent(com.pkg.Tgt.class)); });
//In Component B.class and its layout file (B to Tgt)
public void onCreate(Bundle savedInstanceState) {
    addPreferencesFromResource(R.xml.item);
}
<Preference android:key="target" //one Preference in the PreferenceScreen
    <intent android:targetPackage="com.pkg" android:targetClass="com.pkg.Tgt"/>
</Preference>
```

6.1.2 Multi-step Callback. In some cases, the callback recognition requires multiple analyzing steps. This type of design is commonly used, e.g., reach a view that may trigger Intent sending after clicking another widget. In Listing 2, the callback `onDrawerOpened()` is hidden behind the callback `onClick()` and the asynchronous method `run()`. This pattern requires precise call graph construction as well as a multiple-turn callback analysis.

Listing 2: FN: Multi-step Callback

```
// In Component A.class (A to Tgt)
pendingRunnable = new Runnable() {
    public void run() {
        addListener(new DrawerToggle(){
            public void onDrawerOpened(View v){
                startActivity(new Intent(Tgt.class));});
    }
};
button.setOnClickListener(new OnClickListener(){
    public void onClick(View v){
        new Handler().post(pendingRunnable); });
```

6.1.3 Implicit Assignment. In Listing 3, component A first loads fragment F. As the fragment F is attached, it invokes the method `onDoAction()` in component A, which triggers the ICC $A \rightarrow Tgt$. However, to detect it, we have to know the actual value of the parameter `act`. In the Android framework, the parameter of `onAttach()` equals the host Activity of the current fragment, which is an implicit data assignment. Besides the modeling of the fragment loading behaviors, it also requires modeling the implicit data relationships like this.

Listing 3: FN: Implicit Assignment

```
// In Component A.class (A to Tgt)
public void onCreate(Bundle b) {
    loadFragment(F.class);
}
public void onDoAction() {
    launchActivity(new Intent(this, Tgt.class));
}
// In Fragment F.class
public void onAttach(Activity act) {
    ((OnDoActionListener) act).onDoAction();
}
```

6.1.4 Inter-procedural Assignment. In Listing 4, the Intent object is obtained from the return value of method `getIntentObj()`. For inter-procedural assignments, the passed value can be parameters, return values, even the static variables. Note that, without tracking a global path, it is difficult to get the precise value of static variables. For others, careful inter-procedural analysis is required.

Listing 4: FN: Inter-procedural Assignment

```
// In Component A.class (A to Tgt)
public void onCreate(){ startActivity(B.getIntentObj(A.this)); }
// In Component B.class
public static Intent getIntentObj(Context ctx){
    return new Intent(ctx, Tgt.class);
}
```

6.1.5 Container Modeling. Adapter is a widely used data container that is not well-modeled by now. Not only the constant data can be stored in adapters, but fragment instances can also be added to it. The combination of adapter and fragment is popular when using ViewPager component, which is used to switch views according to user operation and each view can be a fragment contained in the adapter. Like Listing 5 shows, component A loads fragment F, whose instance is stored in `mAdapter`. And the fragment F launches component Tgt when attached. Without the modeling of adapter operating APIs, we can not figure out which fragment is loaded here. Besides multiple types of adapters, there are also various types of data containers, whose modeling is a challenge to both the control flow edge and data value extraction.

Listing 5: FN: Container Modeling

```
// In Component A.class (A to Tgt)
public void onCreate(){
    mViewPager.setAdapter(mAdapter);
    mAdapter = new FragmentPagerAdapter( getSupportFragmentManager()) {
        public Fragment getItem(int position) {
            switch (position){ case 0: return new F(); ...};
        }
    };
}
// In Fragment F.class
```

```
public void onAttach(Activity act) {
    startActivity(new Intent(Tgt.class));}
```

6.2 False Positives in ICC Resolution

To find out the possible FPs, we pick up apps with the highest value of $deg(CTG)$ for investigation. Here, we consider the CTGs whose $deg(CTG) > 15$, in which four are generated by *Gator*. For apps *OpenKeychain* (19.0) and *Conversations* (17.1), the inaccuracy of the *polymorphic* call relation analysis is the key reason that leads to unavailable ICC. For app *easydiary* (25.4), the Intent sending API is packaged in a decorator method, which triggers FP with context-insensitive *calling context* analysis. There is no FP on app *toposuite* (50.6), whose components are designed with full-connectivity, i.e., 50 edges for each component. Although it is available, this type of ICC design may really confuse the users. For IC3, the $deg(CTG)$ value for app *SuntimesWidget* (22.5) is high, whose FPs are also relates to the *polymorphic* characteristic. Moreover, we find that conservative type inference triggers FPs on app *AFWall* (9.38). By experiments, we also find the simplified model will lead to FPs. For example, A^3E only identifies the Intent declaration statements but not the complete behavior of Intents, so that fake Intents that are not really sent out are reported. *ICCBot* tries to track the entry points of ICC. For the complex callback registrations that are missed, it takes the top method that it could track as the entry method, while sometimes this simplification brings errors. Finally, we summarize three concrete circumstances that lead to FPs.

6.2.1 Polymorphic Invocation. The invocation relationships become complex when the *polymorphic* characteristic is involved. In Listing 6, subclasses *SonA*, *SonB* and *SonC* all extend class *Father* and implement the abstract method *fatherMethod()*, which is invoked in method *onCreate()*. Among them, only *SonA* actually launches ICC to start *SonB*. Besides, *SonB* launches *Tgt* directly. Obviously, there are two ICCs. However, *IC3* reports four ICCs, and *Gator* reports six ones. They both use a fixed-point algorithm to compute the reachability between the Intent sending statements and basic component classes, in which the reachability depends on the precision of the call graph. When combined with the *polymorphic* characteristic, the invocation of a method depends on the execution context, the omitting of which will wrongly connect methods and raise incorrect ICCs. In this example, they take all the implementations of *fatherMethod()* in the same way, which leads to nonexisted call edges. Moreover, this problem is unexpectedly expanded for *Gator*. In *SonB*, the *getIntent()* method is invoked but not sent out. Without object-sensitive analysis, *Gator* misidentifies two Intent objects and takes all the sources of *SonB* as the source of the newly created ICC behind it, including the FP sources *SonB* and *SonC*. The transitivity of FPs may cause exponential growth of ICC numbers.

Listing 6: FP: Polymorphic Invocation

```
// In abstract class Father.class
public void onCreate(Bundle b) {
    super.onCreate(); fatherMethod(); }
abstract public void fatherMethod();
// In Activity SonA.class (SonA extends Father)
public void onCreate(Bundle b) {super.onCreate(); }
public void fatherMethod() {
    startActivity(new Intent(this, SonB.class)); }
// In Activity SonC.class (SonC extends Father)
public void onCreate(Bundle b) {super.onCreate(); }
```

```
public void fatherMethod(){ /** do nothing **/ }
// In Activity SonB.class (SonB extends Father)
public void onCreate(Bundle b) { super.onCreate();
    String a = getIntent().getAction();
    startActivity(new Intent(this, Tgt.class)); }
public void fatherMethod(){/** do nothing **/}
```

6.2.2 Decorator Method. In Listing 7, method *launchAct()* is a decorator method that invokes the API *startActivity()* and adds Intent flags for it. Both components A and B invoke the method *launchAct()* and pass an Intent object to it. However, both the *IC3*-based tools and *Gator* adopt context-insensitive analysis for decorator methods, which means the possible targets for *launchAct()* are extracted from all the received Intents and the sources are all the caller components. In this case, components A and B are the sources, C and D are the targets, i.e., all the four ICCs will be reported, in which two of them ($A \rightarrow D, B \rightarrow C$) are FPs.

Listing 7: FP: Decorator Method

```
// In Class Util.class
public static void launchAct(Context ctx, Intent i) {
    addFlagForIntent(i);
    ctx.startActivity(i);}
// In Component A.class
public void onCreate(){ Util.launch(new Intent(getBaseContext(), C.class));}
// In Component B.class
public void onCreate(){ Util.launch(new Intent(getBaseContext(), D.class));}
```

6.2.3 Type Inference. In Listing 8, component A dynamically registers two broadcast receivers and set corresponding intent-filters for them. Then, it sends a broadcast with the action value "FilterA", which should be received by the instance *br1* of class *Receiver1*. However, in *IC3*, both *Receiver1* and *Receiver2* are labeled as the receiving target classes. By debugging, we find that *IC3* failed to track the correct type of *br1* and *br2* for they are field variables. By a conservative analysis, it takes all the broadcast receivers in the app as the target types for registration, i.e. the two intent-filters are registered to both receiver types. Without carefully concentrating on the scope of variables and the type inference, FP ICCs can be wrongly reported.

Listing 8: FP: Type Inference

```
public class A extends Activity { // In Component A.class
    BroadcastReceiver br1, br2;
    public void onCreate(Bundle savedInstanceState) {
        br1 = new Receiver1();
        br2 = new Receiver2();
        registerReceiver(br1, new IntentFilter("FilterA"));
        registerReceiver(br2, new IntentFilter("FilterB"));
        sendBroadcast(new Intent("FilterA")); ...}}
```

6.3 Observations for Further Improvement

According to the evaluation, we have the following observations worthy to be discussed. **First, the trustworthy analysis chain is necessary.** Many high-level analyses rely on the ICC resolution results, and ICC resolution relies on the precision of other modules. As the imprecision in the low-level analysis may be propagated to the higher level, the correctness confirmation for analyzers upon multiple analysis modules is challenging. Thus, ensuring the accuracy of results in each module is of great importance. **Second, the standard evaluation benchmark suites and metrics for fundamental analysis modules are required.** As we can see, there are great differences between self-made and complex commercial codes. Thus, to evaluate the results of static analyzers, a reliable oracle set extracted from real-world projects is needed.

Also, for large-scale apps without available oracles, it would be helpful to propose proper metrics according to the features or properties of the results. **Finally, the efficiency of static analyzers should raise more attention.** Some tools use expensive analysis approaches, e.g., fix-point iteration. Although the fix-point can be reached theoretically, it brings unpredictable time costs for users and may not bring equivalent benefits. Adding a time threshold setting is a feasible solution. Besides, how to effectively distribute computation resources during analysis should be further explored.

7 THREATS TO VALIDITY

In this section, we discuss the threats to the validity faced by this work. The threats to external validity relate to the generalizability of the experimental results. Our oracles for real-world apps are extracted from 31 benign Android projects on the public markets, while the results may not generalize beyond the 31 apps, especially the malicious apps. Threats to internal validity concern factors internal to our approach. We manually confirm the correctness of the dynamically reported ICC links and label the related characteristics, which might introduce bias. To mitigate this risk, 18 tag inference checkers are designed for double-check. For ICCs that can be triggered by multiple paths on the sliced code, we only record and label one path, which may influence the evaluation based on these labels. Although this type of bias is difficult to avoid, we try to cover more ICCs to reduce the accidental errors brought by it.

8 CONCLUSION

Android ICC resolution is widely used in various application scenarios. However, the practical evaluation of basic ICC resolution tools faces big challenges due to the lack of high-quality datasets and metrics. In this paper, we propose multiple-type benchmark suites as well as specific metrics for ICC resolution evaluation and make the first step to perform practical evaluations with them. By evaluation, we observe that tools behave differently on the hand-made and real-world apps, discover pros and cons of the off-the-shelf tools and summarize eight common FN/FP patterns for further improvement.

REFERENCES

- [1] Kevin Allix, Tegawendé F. Bissyandé, Jacques Klein, and Yves Le Traon. 2016. AndroZoo: Collecting Millions of Android Apps for the Research Community. In *Proceedings of the 13th International Conference on Mining Software Repositories (Austin, Texas) (MSR '16)*. ACM, 468–471.
- [2] Appendix. 2022. Appendix. <https://iccvviewer.ldby.site/icc-resolution-appendix.pdf>.
- [3] Steven Arzt, Siegfried Rasthofer, Christian Fritz, Eric Bodden, Alexandre Bartel, Jacques Klein, Yves Le Traon, Damien Oceau, and Patrick McDaniel. 2014. FlowDroid: precise context, flow, field, object-sensitive and lifecycle-aware taint analysis for Android apps. In *PLDI 2014*. 29.
- [4] Tanzirul Azim and Iulian Neamtii. 2013. Targeted and depth-first exploration for systematic testing of Android apps. In *OOPSLA 2013, part of SPLASH 2013*. 641–660.
- [5] Hamid Bagheri, Alireza Sadeghi, Joshua Garcia, and Sam Malek. 2015. COVERT: Compositional Analysis of Android Inter-App Permission Leakage. *TSE* 41, 9 (2015), 866–886.
- [6] Shweta Bhandari, Frédéric Herbreteau, Vijay Laxmi, Akka Zemhari, Manoj Singh Gaur, and Partha S. Roop. 2020. *SneakLeak+*: Large-scale klepto apps analysis. *Future Gener. Comput. Syst.* 109 (2020), 593–603.
- [7] Amiangshu Bosu, Fang Liu, Danfeng (Daphne) Yao, and Gang Wang. 2017. Collusive Data Leak and More: Large-scale Threat Analysis of Inter-app Communications. In *Proceedings of the 2017 ACM on Asia Conference on Computer and Communications Security, AsiaCCS 2017, Abu Dhabi, United Arab Emirates, April 2-6, 2017*. ACM, 71–85.
- [8] Sen Chen, Lingling Fan, Chunyang Chen, Ting Su, Wenhe Li, Yang Liu, and Lihua Xu. 2019. StoryDroid: automated generation of storyboard for Android apps. In *Proceedings of the 41st International Conference on Software Engineering, ICSE 2019, Montreal, QC, Canada, May 25-31, 2019*. IEEE / ACM, 596–607.
- [9] Chris Chao-Chun Cheng, Chen Shi, Neil Zhenqiang Gong, and Yong Guan. 2021. LogExtractor: Extracting digital evidence from android log messages via string and taint analysis. *Digit. Investig.* 37 Supplement (2021), 301193.
- [10] DroidBench. 2017. DroidBench. <https://github.com/secure-software-engineering/DroidBench>.
- [11] Karim O. Elish, Haipeng Cai, Daniel Barton, Danfeng Yao, and Barbara G. Ryder. 2020. Identifying Mobile Inter-App Communication Risks. *IEEE Trans. Mob. Comput.* 19, 1 (2020), 90–102.
- [12] F-Droid. 2019. <https://f-droid.org/>.
- [13] Lingling Fan, Ting Su, Sen Chen, Guozhu Meng, Yang Liu, Lihua Xu, and Geguang Pu. 2018. Efficiently manifesting asynchronous programming errors in Android apps. In *Proceedings of the 33rd ACM/IEEE International Conference on Automated Software Engineering, ASE 2018, Montpellier, France, September 3-7, 2018*. ACM, 486–497.
- [14] Fragment. 2022. Fragment. <https://developer.android.com/guide/fragments>.
- [15] Michael I. Gordon, Deokhwan Kim, Jeff H. Perkins, Limei Gilham, Nguyen Nguyen, and Martin C. Rinard. 2015. Information Flow Analysis of Android Applications in DroidSafe. In *22nd Annual Network and Distributed System Security Symposium, NDSS 2015, San Diego, California, USA, February 8-11, 2015*. The Internet Society.
- [16] Tianxiao Gu, Chengnian Sun, Xiaoxing Ma, Chun Cao, Chang Xu, Yuan Yao, Qirun Zhang, Jian Lu, and Zhendong Su. 2019. Practical GUI testing of Android applications via model abstraction and refinement. In *Proceedings of the 41st International Conference on Software Engineering, ICSE 2019, Montreal, QC, Canada, May 25-31, 2019*. 269–280.
- [17] ICC-Bench. 2017. ICC-Bench. <https://github.com/fgwei/ICC-Bench>.
- [18] ICCBot. 2022. ICCBot. <https://github.com/hanada31/ICCBot>.
- [19] ICCViewer. 2022. ICCViewer. <https://iccvviewer.ldby.site/ICCViewer/>.
- [20] Intent. 2022. Intent. <https://developer.android.com/guide/components/intent-filters>.
- [21] Reyhaneh Jabbarvand, Jun-Wei Lin, and Sam Malek. 2019. Search-based energy testing of Android. In *Proceedings of the 41st International Conference on Software Engineering, ICSE 2019, Montreal, QC, Canada, May 25-31, 2019*. IEEE / ACM, 1119–1130.
- [22] Jinyung Kim, Yongho Yoon, Kwangkeun Yi, and Junbum Shin. 2012. SCANDAL: Static Analyzer for Detecting Privacy Leaks in Android Applications. *MoST* 12, 110 (2012), 1.
- [23] Li Li, Alexandre Bartel, Tegawendé F. Bissyandé, Jacques Klein, Yves Le Traon, Steven Arzt, Siegfried Rasthofer, Eric Bodden, Damien Oceau, and Patrick McDaniel. 2015. IccTA: Detecting Inter-Component Privacy Leaks in Android Apps. In *ICSE 2015*. 280–291.
- [24] Li Li, Alexandre Bartel, Tegawendé F. Bissyandé, Jacques Klein, Yves Le Traon, Steven Arzt, Siegfried Rasthofer, Eric Bodden, Damien Oceau, and Patrick McDaniel. 2015. IccTA: Detecting Inter-Component Privacy Leaks in Android Apps. In *ICSE 2015*. 280–291.
- [25] Li Li, Tegawendé F. Bissyandé, Mike Papadakis, Siegfried Rasthofer, Alexandre Bartel, Damien Oceau, Jacques Klein, and Yves Le Traon. 2017. Static analysis of android apps: A systematic literature review. *Inf. Softw. Technol.* 88 (2017), 67–95.
- [26] Long Lu, Zhichun Li, Zhenyu Wu, Wenke Lee, and Guofei Jiang. 2012. CHEX: statically vetting Android apps for component hijacking vulnerabilities. In *the ACM Conference on Computer and Communications Security, CCS'12, Raleigh, NC, USA, October 16-18, 2012*. ACM, 229–240.
- [27] Damien Oceau, Daniel Luchaup, Matthew Dering, Somesh Jha, and Patrick McDaniel. 2015. Composite Constant Propagation: Application to Android Inter-Component Communication Analysis. In *ICSE 2015*. 77–88.
- [28] Damien Oceau, Patrick D. McDaniel, Somesh Jha, Alexandre Bartel, Eric Bodden, Jacques Klein, and Yves Le Traon. 2013. Effective Inter-Component Communication Mapping in Android: An Essential Step Towards Holistic Security Analysis. In *Proceedings of the 22th USENIX Security Symposium, Washington, DC, USA, August 14-16, 2013*. USENIX Association, 543–558.
- [29] Google Play. 2019. <https://play.google.com/store>.
- [30] RAICC-Bench. 2021. RAICC-Bench. <https://github.com/Trustworthy-Software/RAICC>.
- [31] Jordan Samhi, Alexandre Bartel, Tegawendé F. Bissyandé, and Jacques Klein. 2021. RAICC: Revealing Atypical Inter-Component Communication in Android Apps. In *43rd IEEE/ACM International Conference on Software Engineering, ICSE 2021, Madrid, Spain, 22-30 May 2021*. IEEE, 1398–1409.
- [32] StoryDroid-Bench. 2019. StoryDroid-Bench. <https://sites.google.com/view/storydroid/>.
- [33] Fengguo Wei, Sankardas Roy, Xinming Ou, and Robby. 2014. Amandroid: A Precise and General Inter-component Data Flow Analysis Framework for Security Vetting of Android Apps. In *Proceedings of the 2014 ACM SIGSAC Conference on Computer and Communications Security, Scottsdale, AZ, USA, November 3-7, 2014*.

- ACM, 1329–1341.
- [34] Ke Xu, Yingjiu Li, and Robert H. Deng. 2016. ICCDetector: ICC-Based Malware Detection on Android. *IEEE Trans. Inf. Forensics Secur.* 11, 6 (2016), 1252–1264.
- [35] Jiwei Yan, Hao Liu, Linjie Pan, Jun Yan, Jian Zhang, and Bin Liang. 2020. Multiple-entry testing of Android applications by constructing activity launching contexts. In *ICSE '20: 42nd International Conference on Software Engineering, Seoul, South Korea, 27 June - 19 July, 2020*. 457–468.
- [36] Jiwei Yan, Shixin Zhang, Yepang Liu, Jun Yan, and Jian Zhang. 2022. ICCBot: Fragment-Aware and Context-Sensitive ICC Resolution for Android Applications. In *The 44th International Conference on Software Engineering, ICSE 2022 (Tool Track)*.
- [37] Shengqian Yang, Dacong Yan, Haowei Wu, Yan Wang, and Atanas Rountev. 2015. Static Control-Flow Analysis of User-Driven Callbacks in Android Applications. In *37th IEEE/ACM International Conference on Software Engineering, ICSE 2015, Florence, Italy, May 16-24, 2015, Volume 1*. IEEE Computer Society, 89–99.
- [38] Shengqian Yang, Hailong Zhang, Haowei Wu, Yan Wang, Dacong Yan, and Atanas Rountev. 2015. Static Window Transition Graphs for Android. In *ASE 2015*. 658–668.
- [39] Zheming Yang and Min Yang. 2012. LeakMiner: Detect Information Leakage on Android with Static Taint Analysis. In *2012 Third World Congress on Software Engineering*. 101–104. <https://doi.org/10.1109/WCSE.2012.26>
- [40] Mu Zhang and Heng Yin. 2014. AppSealer: Automatic Generation of Vulnerability-Specific Patches for Preventing Component Hijacking Attacks in Android Applications. In *21st Annual Network and Distributed System Security Symposium, NDSS 2014, San Diego, California, USA, February 23-26, 2014*. The Internet Society.