

An Examination of Olympic Sport Climbing Competition Format and Scoring System

QUANG NGUYEN¹, HANNAH BUTLER², AND GREGORY J. MATTHEWS^{*1}

¹*Department of Mathematics and Statistics, Loyola University Chicago, Chicago, IL, USA*

²*Department of Statistics, Colorado State University, Fort Collins, CO, USA*

Abstract

Sport climbing, which made its Olympic debut at the 2020 Summer Games, generally consists of three separate disciplines: speed climbing, bouldering, and lead climbing. However, the International Olympic Committee (IOC) only allowed one set of medals each for men and women in sport climbing. As a result, the governing body of sport climbing, rather than choosing only one of the three disciplines to include in the Olympics, decided to create a competition combining all three disciplines. In order to determine a winner, a combined scoring system was created using the product of the ranks across the three disciplines to determine an overall score for each climber. In this work, the rank-product scoring system of sport climbing is evaluated through simulation to investigate its general features, specifically, the advancement probabilities and scores for climbers given certain placements. Additionally, analyses of historical climbing contest results are presented and real examples of violations of the independence of irrelevant alternatives are illustrated. Finally, this work finds evidence that the current competition format is putting speed climbers at a disadvantage.

Keywords *rankings; social choice theory; sports statistics*

*Corresponding author. Email: gmatthews1@luc.edu

1 Introduction

1.1 Combined Competition Format

The 2020 Summer Olympics in Tokyo, Japan marked the first appearance of sport climbing on the Olympic stage (IOC, 2016). This sport is broken down into three distinct disciplines: speed climbing, bouldering, and lead climbing. However, rather than granting a separate sets of medals for each discipline, the International Olympic Committee (IOC) only allowed one set of medals each for men and women. As a result, rather than choosing only one of the three concentrations, all three disciplines were included together forming one single combined event. Under this “triathlon” format, every climber must compete in all three concentrations, and their individual score is determined as the product of the ranks across the three disciplines, with the lowest rank product declared the winner.

The first discipline, speed climbing, takes place on a standardized 15 meter-high wall where the racers get one chance to try to reach the top of the wall as quickly as possible. At Tokyo 2020, speed climbing is being contested in a head-to-head format and under a single elimination bracket tournament structure. Next, in bouldering, contestants have a fixed amount of time to attempt to reach the top of a climbing problem on a 4.5 meter-high wall in as few attempts as possible, without the use of ropes. Ties are further broken by the number of “zone holds,” which are holds approximately half way through each course. Finally, in lead climbing, each athlete is given six minutes and one attempt to climb as high as they can on a wall of height 15 meters. A climber gets one point for each hold they reach, and the participant that manages to reach the highest point on the wall wins the lead discipline. If there is a tie, the competitor with the fastest elapsed time wins.

The decision to combine the three climbing events and only award one set of medals each for men and women in the Olympics has received a large amount of criticism from climbing athletes all over the world. In a series of interviews conducted by Climbing Magazine in 2016 (Blanchard, 2016), a number of climbers shared their thoughts and

concerns about the new Olympic climbing format. Legendary climber Lynn Hill compared the idea of combining speed climbing, bouldering, and lead climbing to “asking a middle distance runner to compete in the sprint.” She then added, “Speed climbing is a sport within our sport.” Other climbers also hold the same opinion as Hill regarding speed climbing, using words and phrases like “bogus,” “a bummer,” “less than ideal,” “not in support,” and “cheesy and unfair” to describe the new combined format. Courtney Woods stated, “Speed climbers will have the biggest disadvantage because their realm isn’t based on difficult movements.” Mike Doyle believed, “Honestly, the people that will suffer the most are the ones that focus only on speed climbing. Those skills/abilities don’t transfer as well to the other disciplines.” The climbers also expressed their hope for a change in the competition format in future climbing tournaments.

1.2 Rank-product Scoring

At the 2020 Summer Olympics, both sport climbing competitions for male and female begin with 20 climbers who have previously qualified for the Olympics from qualifying events held in 2019 and 2020. All 20 athletes compete in each of the three disciplines in the qualification round, and their performances in each concentration are ranked from 1 to 20. A competitor’s combined score is computed as the product of their ranks in each of the three events; specifically,

$$Score_i = R_i^S \times R_i^B \times R_i^L, \quad (1)$$

where R_i^S , R_i^B , and R_i^L are the ranks of the i -th competitor in speed climbing, bouldering, and lead climbing, respectively.

The 8 qualifiers with the lowest score in terms of product of ranks across the three disciplines advance to the final round, where they once again compete in all three events. Similar to qualification, the overall score for each contestant in the final stage is determined by multiplying the placements of speed, bouldering, and lead disciplines, and the athletes are ranked from 1 to 8. The climbers with the lowest, second lowest, and

third lowest product of ranks in the final round win the gold, silver, and bronze medals, respectively. This type of rank aggregation method heavily rewards high finishes and relatively ignores poor finishing results. For instance, if climber A finished 1st, 20th, and 20th and climber B finished 10th, 10th, and 10th, climber B would have a score of 1000 whereas climber A would have a much better score of 400, despite finishing last in 2 out of 3 of the events.

To the best of our knowledge, we know of no sporting event, team or individual, that uses the product of ranks to determine an overall ranking. There are examples of team sports that use the rank-sum scoring to determine the winning team such as cross country where the squad with the lowest sum of ranks of the top five runners is awarded with a first place finish. [Hammond \(2007\)](#), [Mixon and King \(2012\)](#), [Boudreau et al. \(2014\)](#), [Boudreau et al. \(2018\)](#), and [Medcalfe et al. \(2020\)](#) pointed out several problems with rank-sum scoring in cross country, most notably, violations of social choice principles. In addition, some individual sports such as the decathlon and heptathlon rely on a sum of scores from the ten or seven events. However, these scores are not determined based on the ranks of the competitors. That is, a decathlete's score is entirely based upon their own times, distances, and heights, and their overall score will remain the same regardless of the performance of other individuals ([Westera, 2006](#)). On the other hand, there are other individual competitions consisting of several events combined, such as crossfit, that do base their scoring on ranks. In each event, points are earned based on the competitor's rank in the event based on a scoring table, and a contestant's final score is based on the sum of their scores across all the events ([CrossFit, 2021](#)).

To date, there are several articles that have proposed alternative rank aggregation methods to the sport climbing combined format. First, [Parker and Osting \(2018\)](#) investigated a variety of approaches to rank and score climbing athletes, namely, geometric mean, Borda count, linear programming, geometric median, top score method, ABS10, and what they refer to as the "merged method." Eventually, they recommended the merged method, which is a combination of the top score and ABS10 methods as

a reasonable scoring approach for climbing due to predictive power and satisfaction of social choice theory. More recently, [Stinson and Stinson \(2022\)](#) compared the current rank-product scoring method with rank-sum scoring and observed a dramatic change to the outcome of the men’s sport climbing final at the 2020 Olympics when the sum of discipline rankings was used instead of the product. Specifically, Tomoa Narasaki, who finished fourth overall at Tokyo 2020, would have won the gold medal if rank-sum was used as the method of scoring instead of rank-product. Furthermore, they proposed an alternative ranking-based scoring scheme that computes the sum of the square roots of each climber’s rankings as their overall score.

As a side note, there are applications of the rank-product statistic in other fields. For example, the rank-product statistic can be used to analyze replicated microarray experiments and identify differentially expressed genes. See [Breitling et al. \(2004\)](#) for more information on this statistical procedure.

In this paper, we perform statistical analysis to investigate the limitations of sport climbing’s combined competition format and ranking system. We will evaluate whether the concerns of the professional climbers were valid. The manuscript is outlined as follows. We first begin with a simulation study to examine the key properties of rank-product scoring in sport climbing in [Section 2](#). Our analyses of past climbing tournament data are then presented in [Sections 3](#). Finally, in [Section 4](#), we provide a summary of our main findings as well as some discussion to close out the paper.

2 Simulation Study

In this section, we perform a simulation study to examine the rankings and scoring for climbers in both qualification and final rounds. There are two crucial assumptions to our simulation approach:

- **Uniform ranks:** The ranks within each discipline follow a discrete uniform distribution with lower and upper bounds of $[1, 20]$ and $[1, 8]$ for the qualification and final rounds, respectively.

- **Correlation between events:** We want to introduce dependence in the ranks between the disciplines. In particular, based on the claim that “Speed climbing is a sport within our sport” mentioned in Section 1, a correlation between bouldering and lead climbing is assumed, whereas speed climbing is assumed completely independent of the other two events.

In order to generate data that satisfy the assumptions listed above, we performed simulations using the method of copulas. By definition, a copula is a multivariate distribution function with standard uniform univariate margins (Hofert et al., 2018). In this simulation study, bouldering and lead ranks were considered to have discrete uniform marginal distributions with a non-zero, positive correlation between the ranks. We chose Kendall’s τ (Kendall, 1938) as our measurement of association between the bouldering and lead disciplines. Our examination considers five different levels of correlation between bouldering and lead climbing: 0 (no correlation), 0.25 (low), 0.5 (moderate), 0.75 (high), and 1 (perfect).

Using functions from the R package `copula` (Hofert et al., 2020), a copula with the desired correlation structure was first calibrated for each correlation value. A random sample of either 20 (for qualification) or 8 (for final) values from the copula was then drawn and the values were ranked within each discipline. Finally, this process was repeated 10000 times for each correlation level. After the simulations were complete, the total scores for every simulated round and the final standings for the climbing athletes were calculated. The simulation results allow us to explore different properties of the sport climbing rank-product scoring system, including the distributions of total score for qualifying and final rounds, and the probabilities of advancing to the final stage and winning a medal, given certain conditions.

After obtaining the simulation output, we summarized the advancement probabilities for both qualifying and final rounds, looking for trends over the correlation values. Figure 1 displays the probability of finishing first in the qualification and final rounds for each of the 5 correlation values we considered, color coded by whether a climber wins the speed event or wins one of bouldering and lead concentrations. It is easy to

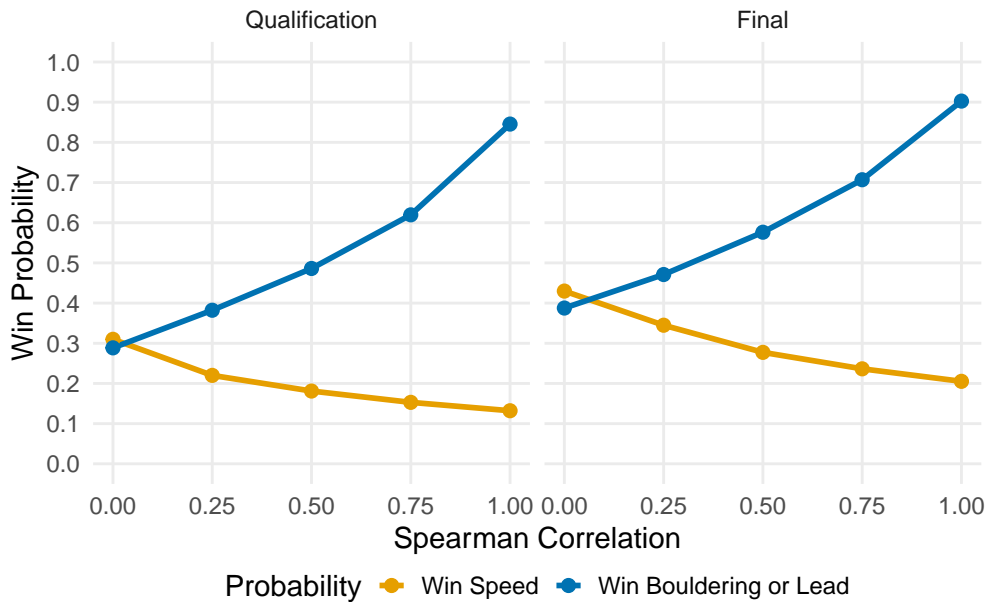


Figure 1: The probabilities of winning qualification (i.e. finishing first in qualification) and final rounds (i.e. winning a gold medal), given that a climber finishes first in speed versus finishes first in bouldering or lead. Results were obtained from simulations for each Kendall correlation value.

see that for both rounds, as the correlation magnitude increases, the win probability given a first-place finish for lead climbing or bouldering also goes up. In contrast, the probability of winning each round given a speed victory decreases as the correlation between bouldering and lead climbing increases. Moreover, if the two disciplines lead and bouldering are perfectly correlated, the top-ranked speed contestant in the final stage only has a 20.5% chance to win gold, compared to a 90.3% chance for a finalist that ranks first in bouldering and lead climbing. This suggests a potentially unfair disadvantage for speed specialists when participating in a competition structure that, as many believed, possesses little skill crossover between speed and the other two climbing concentrations.

To further examine the advancement probabilities and scores for Olympics climbing, we implemented the same copula simulation procedure based on empirical results from past climbing competition data. In particular, we used the women’s climbing event at Tokyo 2020 as a case study, and obtained Kendall rank correlation coefficients between bouldering and lead climbing of 0.526 and 0.214 for the women’s qualification and final rounds, respectively. We are specifically interested in the following questions:

- For a qualifier, what is the probability that they advance to the final round (i.e. finish in the top 8 of the qualification round), given that they win any discipline?
- For a finalist, what is the probability that they win a medal (i.e. finish in the top 3 of the final round), given that they win any discipline?

Our simulation results, as illustrated by Figure 2, show that a climber is almost guaranteed to finish in the top 8 of qualification and advance to the final round if they win at least one of the three climbing concentrations (99.5% chance). Regarding the final round, a climber is also very likely to claim a top 3 finish and bring home a medal if they win any event (84.8% chance). Moreover, we notice that if a climber wins any discipline, they are also more likely to finish first overall than any other positions in the eventual qualification and final rankings. This shows how significant winning a discipline is to the overall competition outcome for any given climber.

In addition, we are interested in examining the distribution of the total score for both qualification and final rounds. Figure 3 is a summary of the expected score for each qualification and final placement. According to our simulations, on average, the qualification score that a contestant should aim for in order to move on to the final round is 453 (for 8th rank). Furthermore, we observe that in order to obtain a climbing medal, the average scores that put a finalist in position to stand on the tri-level podium at the end of the competition are 9, 19, and 33 for gold, silver, and bronze medals, respectively.

3 Data Analysis

3.1 Correlations

Throughout this section, we will be using data from the Women’s Qualification at the 2020 Summer Olympics ([Olympic World Library, 2021](#)) as a case study for examining the relationship between the climber rankings in each individual discipline and the overall standings. The main attributes of this data are the name and nationality of the climbers; the finishing place of climbers in speed climbing, bouldering, and lead

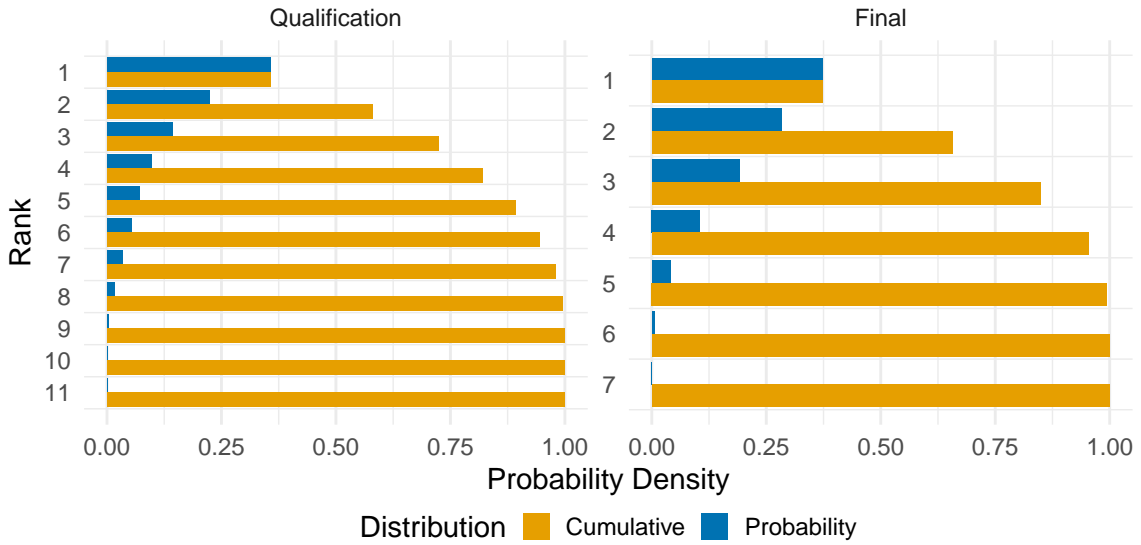


Figure 2: The distributions for the probability of finishing at each rank of both qualification and final rounds, given that a climber wins any discipline, obtained from simulations. The probability of finishing exactly at each given rank is coded blue, whereas the probability of finishing at or better than each given rank is coded orange. Results shown here are for Kendall rank correlation coefficients between bouldering and lead climbing of 0.526 and 0.214 for qualification and final rounds, with speed assumed independent of both other events.

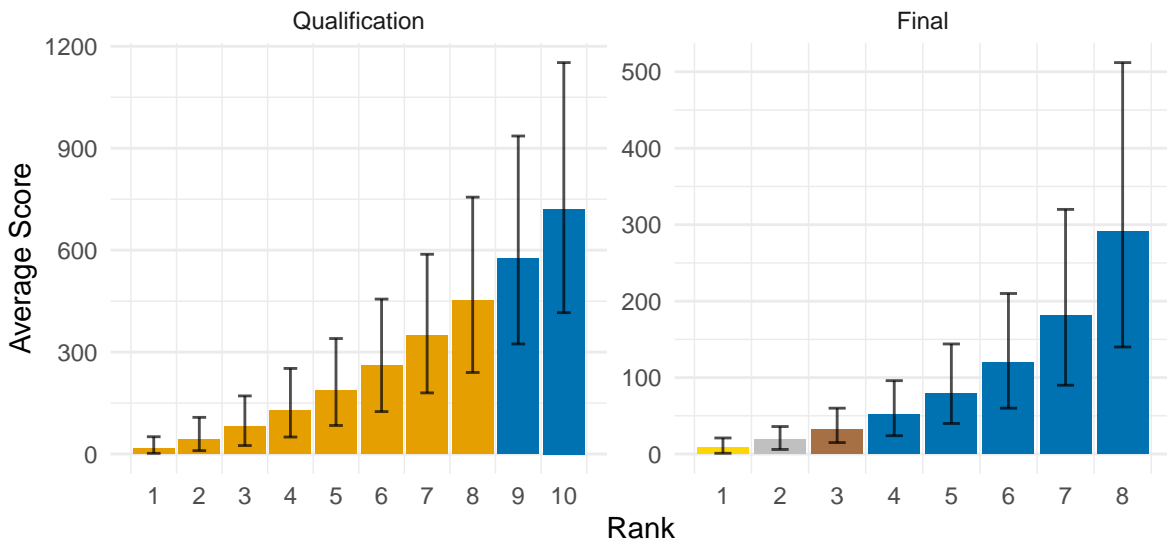


Figure 3: The average scores (with 95% confidence intervals) for the top 10 qualification ranks and all 8 final ranks, obtained from simulations. Results shown here are for Kendall rank correlation coefficients between bouldering and lead climbing of 0.526 and 0.214 for qualification and final rounds, with speed assumed independent of both other events.

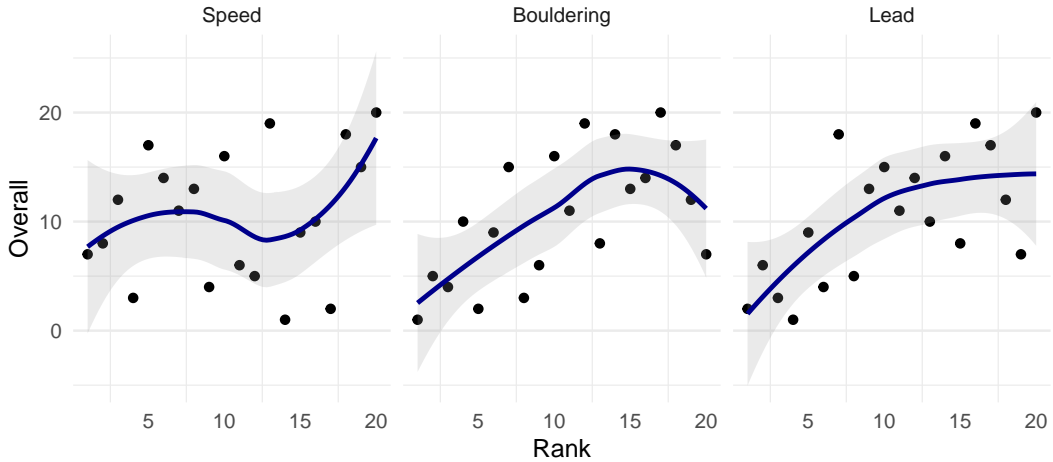


Figure 4: Scatterplots with smoothed fitting curves and 95% confidence intervals of overall rank and speed, bouldering, and lead ranks. Each data point represents a climber that competed in the Women’s Qualification at Tokyo 2020.

Table 1: Kendall’s τ values, along with correlation test statistics, p-values, and bootstrapped 95% confidence intervals, for the overall rank and the rank of speed, bouldering, and lead disciplines of Women’s Qualification at Tokyo 2020.

Discipline	Kendall’s τ	Test Statistic	p-value	Bootstrapped 95% CI
Speed	0.147	109	0.386	(−0.191, 0.469)
Bouldering	0.432	136	0.007	(0.107, 0.691)
Lead	0.463	139	0.004	(0.112, 0.753)

climbing; the total score (which equals the product of the discipline ranks); the overall placement; and the performance statistics associated with speed (race time), bouldering (tops-zones-attempts), and lead climbing (highest hold reached). We utilize this data to analyze the correlations between the event ranks and final table position, as well as to look at how often the final orderings change if one athlete is removed and the remaining climbers’ ranks and total scores in each discipline are re-calculated.

Figure 4 is a multi-panel matrix of scatterplots of the ranks of the individual events and the final women’s qualification standings. We use Kendall’s τ as our measure of ordinal association between the ranked variables. Table 1 shows the Kendall rank correlation coefficients between the overall rank and the ranks of speed, bouldering, and lead disciplines; along with corresponding 95% confidence intervals obtained from bootstrapping (Efron and Tibshirani, 1986).

It is evidently clear that there exists a fairly strong and positive association be-

tween the final rank and the ranks of both bouldering ($\tau = 0.432$, p -value = 0.007, Bootstrapped 95% CI: (0.107, 0.691)) and lead climbing ($\tau = 0.463$, p -value = 0.004, Bootstrapped 95% CI: (0.112, 0.753)). This implies that climbers with high placements in both bouldering and lead also tend to finish at a higher ranking spot overall.

Alternatively, the correlation with the final rank is not as strong for speed climbing as the other two events ($\tau = 0.147$), and there is insufficient evidence for an association between the rank of speed climbing and the overall rank (p -value = 0.386, Bootstrapped 95% CI: (-0.191, 0.469)). Thus, this offers evidence that speed climbers are at a disadvantage under this three-discipline combined format, compared to those with expertise in the other two concentrations. Hence, it appears that the concerns of the climbers mentioned in Section 1.1 may be valid.

In addition, we perform principal component analysis (PCA) to summarize the correlations among a set of observed performance variables associated with the three climbing disciplines. In particular, using the data from the Women’s Qualification at Tokyo 2020, we look at the racing time (in seconds) for speed; the number of successfully completed boulders (“tops”); and the number of holds reached for lead.

Figure 5 is a PCA biplot showing the PC scores of the climbers and loadings of the skill variables. We notice that the lead and bouldering performances strongly influence PC1, while speed time is the only variable contributing substantially to PC2, separated from the other two skills. Moreover, since the two vectors representing the loadings for the bouldering and lead performances are close and form a small angle, the two variables they represent, bouldering tops and lead holds reached, are positively correlated. This implies that a climber that does well in bouldering is also very likely to deliver a good performance in lead climbing.

3.2 Leave-one-climber-out Analysis

Another question that we are interested in investigating is “What would happen to the rankings if a single climber is removed?” There is a connection between this situation and the idea of independence of irrelevant alternatives (IIA) in social choice theory. The IIA

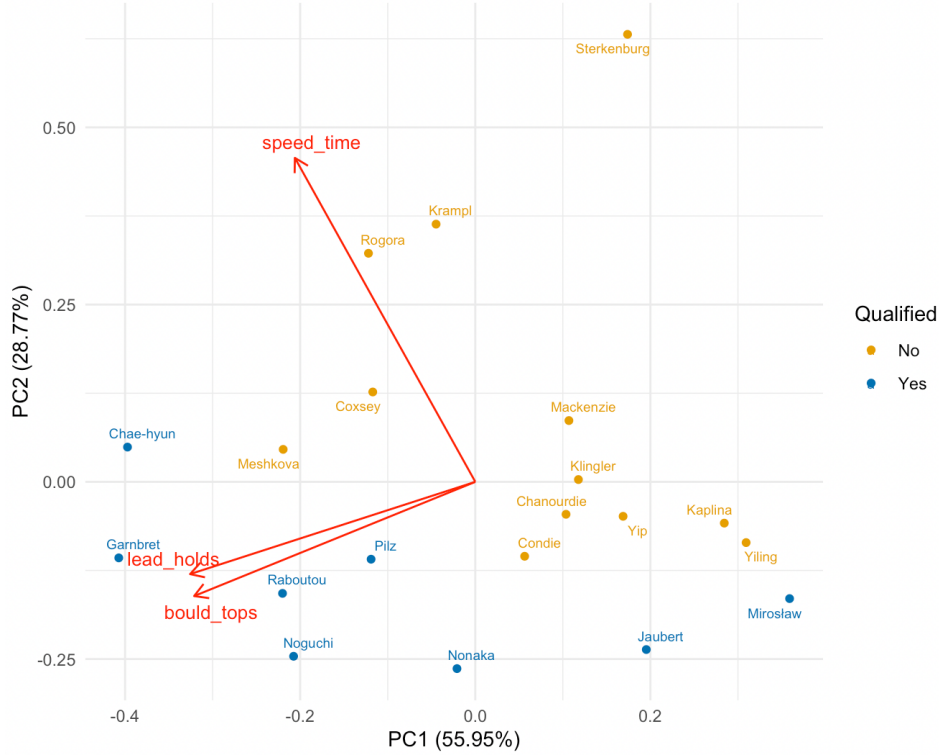


Figure 5: PCA Biplot for Women’s Qualification at Tokyo 2020.

criterion is a property of a voting system which states that after a winner is determined, if one of the losing candidates drops out and the votes are recounted, there should not be a change in the winner. First mentioned by Arrow (1951), the IIA condition is also known as Luce’s choice axiom (Luce, 1959) in probability theory, and it has had a number of applications in the fields of decision theory, economics, and psychology over the years. We notice a link between the concept of IIA and the topic of ranking system in sports. As an illustration, suppose we have 3 players A, B, and C participating in a competition. If A finishes in the first place and C is later disqualified and removed, A should still win. If the original winner (A) loses the modified competition (with C removed), then the Independence of Irrelevant Alternatives has been violated. For our particular case, this type of analysis can be helpful in examining the overall outcome for a climbing contest, specifically how a disqualification can affect the standings of medalists in the final round.

To investigate whether the rank-product aggregation method of sport climbing violates social choice principles, we use data from the 2018 Youth Olympics women’s

climbing competition ([Olympic World Library, 2018](#)). This event also implemented the combined format and rank-product scoring system, but consisted of 21 and 6 climbers competing in the qualification and final rounds, respectively, rather than 20 and 8 like the Tokyo 2020 Olympics. The analysis is performed as follows. After an athlete is dropped (by their original placement), the ranks for each discipline of the remaining players are re-calculated. The new total scores are then obtained as before, by multiplying the three event ranks, which then determines the new overall finishing positions. For each rank elimination case, the association between the original and modified standings is summarized, and a distribution of Kendall correlation between the two sets of rankings is obtained for each round. Figure 6 reveals that there is not always a perfect concordance between the original orderings and new overall placements of the remaining climbers after the person with a specified rank is removed. In particular, a non-perfect agreement between the two sets of rankings is observed in two-thirds and one-half of the rank exclusion instances for the qualification and final rounds, respectively.

Furthermore, Figure 7 shows the modified versions of the rankings after each ranked climber is excluded for the Women’s Final at the 2018 Youth Olympics. We observe from this plot that removing a single contestant changes the rankings considerably, especially in terms of the order of medalists. One particular interesting case is where an athlete’s finishing position changes when someone who originally finished behind them drops out. This situation is illustrated by panel 5 of the women’s competition, where the fifth-place climber, Krasovskaia, was excluded; and Meul, whose actual placement was fourth, moved up to the second spot and would have claimed the silver medal. Moreover, this clearly demonstrates that the rank-product scoring method of Olympics sport climbing violates the independence of irrelevant alternatives criterion. To reiterate, Meul actually finished fourth in the 2018 Youth Olympics. However, **with the exact same performance** in the final round, she would have finished in second place, winning a medal no less, if Krasovskaia, who finished behind Meul in fifth, had simply not competed.

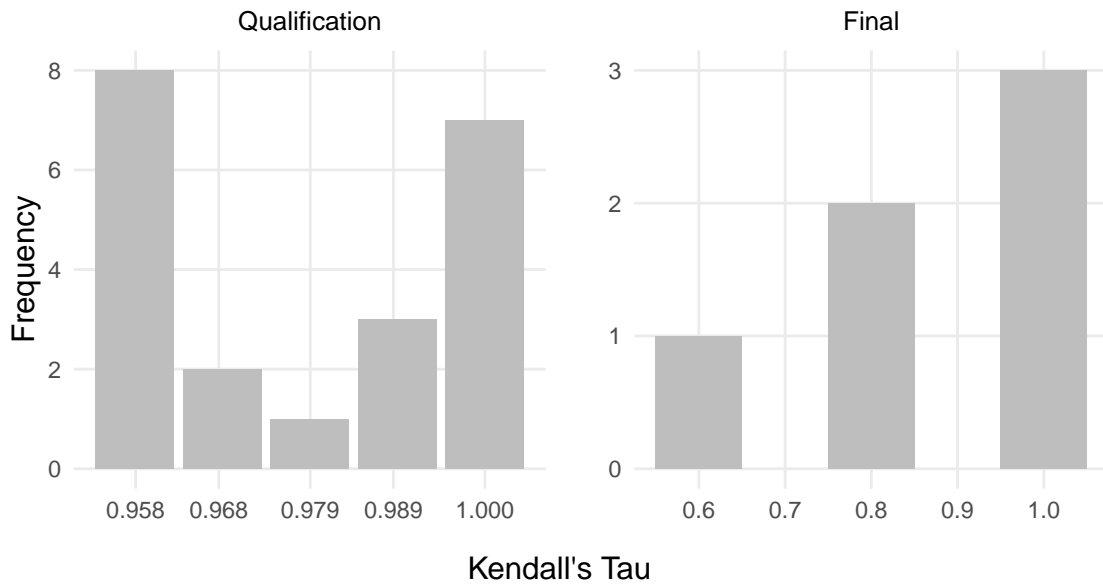


Figure 6: This figure shows the distributions of Kendall's τ measuring the association between initial placements and new overall rankings after the removal of each rank for the women's qualification and final climbing rounds at the 2018 Youth Olympics. A perfect agreement of $\tau = 1$ between the two sets of rankings is observed in 7 out of 21 rank elimination cases for qualification and 3 out of 6 for final.

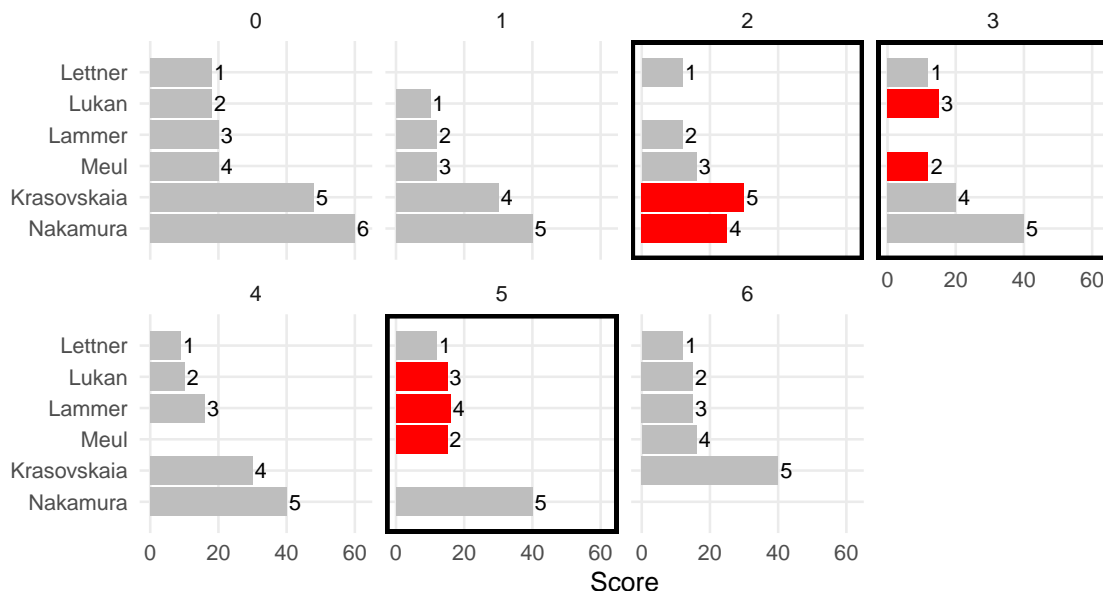


Figure 7: This figure illustrates the changes to the 2018 Youth Olympics Women's Final rankings when each climber is left out. Each panel represents the rank of the drop-out athlete, with 0 being the original final results. Each case with a change in rank orderings is highlighted by a black panel border, and any player with a rank change is represented by a red-filled bar.

4 Conclusion and Discussion

In this paper, we examined the general features of the rank-product scoring system of sport climbing, in particular, the advancement probabilities and scores for the climbers. Most importantly, through analyses of historical climbing data, we pointed out several problems of the combined competition format and rank-product scoring system of sport climbing. First, combining the three disciplines speed, bouldering, and lead together into a “triathlon” format is putting speed climbers in an unfavorable position. Second, the sport climbing rank-product aggregation method violates the independence of irrelevant alternatives. As such, there is a dependency on irrelevant parties in this scoring scheme, as the orderings of medalists can be affected with a drop-out of a lower-ranked climber.

While we did not attempt to propose a new rank aggregation method to replace rank-product scoring in combined climbing contest, we instead have a suggestion to modify the overall structure of the competition. In particular, we suggest that speed climbing should have its own set of medals in future tournaments, whereas bouldering and lead climbing can be amalgamated into one event. In fact, it was confirmed that in the next Summer Olympics held in Paris in 2024, there will be two separate contests and two sets of climbing medals for each gender event: combined lead and bouldering, and speed-only (Goh, 2020). This is consistent with what we have shown, as bouldering and lead climbing performances are highly correlated with each other and with the overall result, whereas speed climbing should be separated from the combined competition format.

Acknowledgements

The authors would like to acknowledge the organizers of the 2021 UConn Sports Analytics Symposium and the 2021 Carnegie Mellon Sports Analytics Conference (CMSAC 2021) for the opportunities to present this work at its early stage and receive feedback. In addition, we would like to express our special thanks to the anonymous reviewers of the Reproducible Research Competition at CMSAC 2021 for the insightful comments and suggestions that led to significant improvements in the paper.

Supplementary Material

All data and code for reproducing the analyses presented in this manuscript are publicly available on GitHub at <https://github.com/qntkhvn/climbing>.

References

- Arrow KJ (1951). *Social Choice and Individual Values*. Wiley: New York.
- Blanchard B (2016). Olympic Climbing Survey: 15 Pro Climbers Weigh in. <https://www.climbing.com/news/olympic-climbing-survey-15-pro-climbers-weigh-in>.
- Boudreau J, Ehrlich J, Raza MF, Sanders S (2018). The likelihood of social choice violations in rank sum scoring: algorithms and evidence from NCAA cross country running. *Public Choice*, 174(3): 219–238.
- Boudreau J, Ehrlich J, Sanders S, Winn A (2014). Social choice violations in rank sum scoring: A formalization of conditions and corrective probability computations. *Mathematical Social Sciences*, 71: 20–29.
- Breitling R, Armengaud P, Amtmann A, Herzyk P (2004). Rank products: a simple, yet powerful, new method to detect differentially regulated genes in replicated microarray experiments. *FEBS Letters*, 573(1-3): 83–92.
- CrossFit (2021). About the Games. <https://games.crossfit.com/about-the-games>.
- Efron B, Tibshirani R (1986). Bootstrap Methods for Standard Errors, Confidence Intervals, and Other Measures of Statistical Accuracy. *Statistical Science*, 1(1): 54 – 75.
- Goh ZK (2020). Breaking, sport climbing, surfing, skateboarding confirmed as additional sports for Paris 2024. <https://olympics.com/en/news/breaking-sport-climbing-surfing-skateboarding-paris-2024>.
- Hammond TH (2007). Rank injustice? How the scoring method for cross-country running competitions violates major social choice principles. *Public Choice*, 133(3): 359–375.
- Hofert M, Kojadinovic I, Maechler M, Yan J (2018). *Elements of Copula Modeling with*

- R. Springer Use R! Series.
- Hofert M, Kojadinovic I, Maechler M, Yan J (2020). *copula: Multivariate Dependence with Copulas*. R package version 1.0-1. <https://cran.r-project.org/package=copula>.
- IOC (2016). IOC approves five new sports for Olympic Games Tokyo 2020. <https://olympics.com/ioc/news/ioc-approves-five-new-sports-for-olympic-games-tokyo-2020>.
- Kendall MG (1938). A new measure of rank correlation. *Biometrika*, 30(1/2): 81–93.
- Luce RD (1959). *Individual Choice Behavior: A Theoretical Analysis*. Wiley: New York.
- Medcalfe SK, Ndhlovu P, Thompson MA (2020). Competitive balance in women’s collegiate cross country running. *Applied Economics Letters*, 27(3): 174–177.
- Mixon FG, King EW (2012). Social Choice Theory in 10,000 Meters: Examining Independence and Transitivity in the NCAA Cross-Country Championships. *The American Economist*, 57(1): 32–41.
- Olympic World Library (2018). Official Results Books: Buenos Aires 2018 Youth Olympic Games. <https://library.olympics.com/Default/doc/SYRACUSE/177522>.
- Olympic World Library (2021). Results Books: Tokyo 2020. <https://library.olympics.com/Default/doc/SYRACUSE/849101>.
- Parker K, Osting B (2018). Rank and Score Aggregation Methods in Competitive Climbing. SIAM Undergraduate Research Online (SIURO).
- Stinson M, Stinson D (2022). An Analysis and Critique of the Scoring Method Used for Sport Climbing at the 2020 Tokyo Olympics. *Bulletin of the Institute of Combinatorics and its Applications*, 94: 13–34.
- Westera W (2006). Decathlon, towards a balanced and sustainable performance assessment method. *New Studies in Athletics*, 21(1): 39–51.