

Harmless interpolation in regression and classification with structured features

Andrew D. McRae¹, Santhosh Karnik², Mark A. Davenport¹, and Vidya Muthukumar^{1,3}

¹School of Electrical and Computer Engineering, Georgia Tech
({admcræ, mdav, vmuthukumar8}@gatech.edu)

²Department of Computational Mathematics, Science, & Engineering,
Michigan State University (karniksa@msu.edu)

³School of Industrial and Systems Engineering, Georgia Tech

Abstract

Overparametrized neural networks tend to perfectly fit noisy training data yet generalize well on test data. Inspired by this empirical observation, recent work has sought to understand this phenomenon of *benign overfitting* or *harmless interpolation* in the much simpler linear model. Previous theoretical work critically assumes that either the data features are statistically independent or the input data is high-dimensional; this precludes general nonparametric settings with structured feature maps. In this paper, we present a general and flexible framework for upper bounding regression and classification risk in a reproducing kernel Hilbert space. A key contribution is that our framework describes precise sufficient conditions on the data Gram matrix under which harmless interpolation occurs. Our results recover prior independent-features results (with a much simpler analysis), but they furthermore show that harmless interpolation can occur in more general settings such as features that are a bounded orthonormal system. Furthermore, our results show an asymptotic separation between classification and regression performance in a manner that was previously only shown for Gaussian features.

1 Introduction

Overparametrized neural networks tend to perfectly fit, or *interpolate*, noisy training data. Despite this, perhaps somewhat surprisingly, these overparametrized networks also tend to generalize well [1]. More recently, this phenomenon of “harmless interpolation” was also empirically demonstrated in the much simpler model families of kernel machines [2] and overparametrized linear models [3]. These observations have motivated a large body of recent research that aims to develop a mathematical understanding of the generalization properties of interpolating solutions and the impact of fitting noise on generalization [4]–[10].

While these theoretical results in linear settings represent significant progress, they come with some caveats. Most notably, they require that either (a) the features used for linear regression must be statistically independent or (b) the dimension of the input data x must grow with the number of samples n . For example, the strongest guarantees on harmless interpolation [4], [7] assume that the features consist of independent components with an anisotropic scaling. Similarly, the positive results on consistency of kernel interpolation [9], [10] require the dimension of the input data x to grow at least sublinearly with n . While powerful universality phenomena have been shown to occur in overparametrized linear and kernel regression when the feature map is nonlinear [7], [11], [12],

these still require the data dimension to grow at least sublinearly with n to admit consistency of interpolation.

To see why these assumptions may not be realistic, consider the simple Fourier series model $f(x) = \sum_{\ell} a_{\ell} e^{i2\pi\ell x}$ for a function f on the interval $[0, 1]$, where ℓ may range over all integers or, as we will later assume, a subset $\{-d, \dots, d\}$. The data dimension is 1, and if x is uniformly distributed, the features $\{e^{i2\pi\ell x}\}_{\ell}$, though *uncorrelated*, are not *independent*.

Thus we see that in realistic settings, the input data may be low-dimensional. They could also be seemingly high-dimensional but actually lie on a low-dimensional manifold (e.g., [13]). Here, neither independence of feature components nor high dimensionality in data will hold. Whether harmless interpolation occurs when using high-dimensional feature maps on such *constant*-dimensional data remains an open question, and the answer may not always be positive. In fact, [14] show in an independent piece of work that the special case of the Laplace kernel does not admit statistically consistent interpolation of constant-dimensional data; at least here, high dimension is required. In another example, [5] show that harmless interpolation occurs with structured feature maps (e.g., Fourier or polynomial) on 1-dimensional data, but their theoretical results only apply to gridded data. The question of whether this can be shown for the more realistic situation of data that is sampled at random is left open.

In a related line of work, [15], [16] show that the max-margin support-vector-machine can be classification-consistent in the overparametrized setting even when the corresponding regression task does not generalize. These results require even stricter assumptions; in fact, they require independence of the features used in the linear model in the very first step of obtaining sharp expressions for the classification generalization error. Whether this asymptotic separation between regression and classification tasks exists in more general kernel settings is not addressed by this literature.

1.1 Our contributions

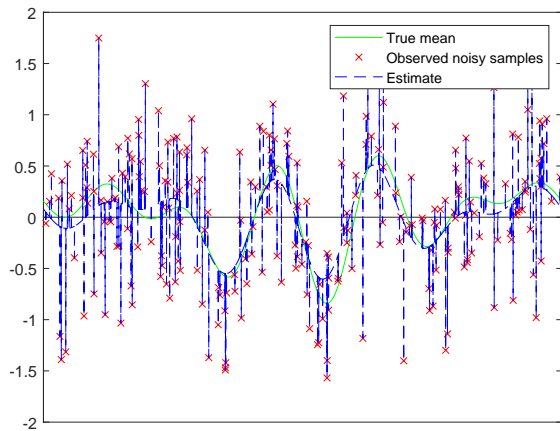
In this paper, we provide new non-asymptotic risk bounds for both regression and classification tasks with the standard Hilbert-norm regularizer under minimal regularity assumptions. Our results apply for an arbitrarily small amount of regularization, including in the interpolating regime, and are summarized below.

1.1.1 Harmless interpolation in kernel regression

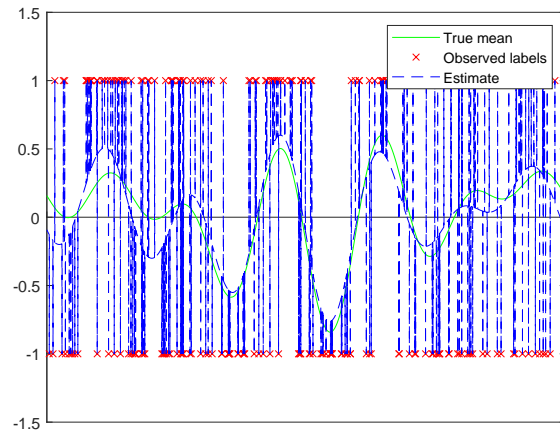
For the regression task, we obtain new non-asymptotic risk bounds on the mean-squared-error of the Hilbert-norm regularized estimator, which includes the cases of kernel ridge regression and minimum-Hilbert-norm interpolation. Our results imply harmless interpolation in a significantly more general setting than previous works, which assume either independent features, sub-Gaussianity of the feature map, high data dimensionality, or explicit structure on the kernel operator (see Section 1.2 for a more detailed comparison to prior work). As an example, our results recover the existing independent-feature results of [4], but also apply to broader examples such as bounded orthonormal systems. Figure 1(a) illustrates an example of a function estimate that yields strong regression performance for the case of Fourier features.

1.1.2 Asymptotic separation between kernel classification and regression


We next analyze the classification error of the minimum-Hilbert-norm interpolator of binary labels via a bias-variance decomposition inspired by the work of [17]. We demonstrate an asymptotic separation between the regression and classification tasks akin to that provided in [15]. Although



(a) Gaussian-noise observations



(b) Binary labels—good regression performance



(c) Binary labels—poor regression but good classification performance

Figure 1: Interpolation in various regimes. This uses the bi-level Fourier series framework of Section 4.

good regression performance implies good classification performance (see Figure 1(b)), the reverse is not true; we characterize regimes in which classification is statistically consistent but regression is not for the case of bounded orthonormal systems. Figure 1(c) illustrates an example of a function estimate that yields poor regression performance but good classification performance using a Fourier features model (an example of a bounded orthonormal system).

1.2 Related work

We build primarily on two bodies of related work.

Harmless interpolation: Recent work has shown that the “harmless interpolation” phenomenon becomes more pronounced with increased (effective) overparameterization when the minimum-Hilbert-norm interpolator is used in kernel regression [9], [10] or the minimum-norm interpolator is used in linear regression [4]–[8], [11], [12], [18]–[26] in a variety of models. All of these models make *at least one* of the following assumptions: (a) independence of features [4], [5], [7], (b) sub-Gaussianity in the feature vector [4], [8], (c) high data dimension [7], [9]–[12], [18]–[25], or (d) explicit structure in the kernel operator/feature map [5], [6], [9]–[12], [18]–[26]. For specific kernel operators, such as the Laplace kernel, statistically consistent interpolation may actually *require* growing data dimension with the number of training examples [14]. In contrast, our results do not require any of these assumptions. In fact, our sufficient conditions for harmless interpolation are expressed purely in terms of the spectrum of the kernel operator, and do not utilize special structure either on the eigenfunctions or the kernel operator itself.

Classification versus regression: General techniques from statistical learning theory (e.g., [27], [28]) do not differentiate between classification and regression tasks. However, the idea that classification is easier than regression is well-known: the main idea is we do not need near-zero bias, but rather how much signal is recovered only needs to be large relative to the variance. This idea goes back to [17], and has primarily been used to obtain faster non-asymptotic rates for classification relative to regression in a number of scenarios [29]–[31]. A separation in statistical consistency between the two tasks was shown more recently in [15]. Similar sharp analyses for classification error have also been provided for the related high-dimensional linear discriminant analysis setting [16], [32], [33]. All of these make restrictive assumptions of Gaussianity, independent sub-Gaussian features, or Gaussian mixture models. This is in part because the phenomenon of harmless interpolation critically underlies these sharper analyses; however, the independence assumption is also critically used to bound the classification error as a function of bias and variance terms. Our results show that the previous restrictive assumptions can be circumvented for both parts of the analysis and demonstrate that the separation between classification and regression consistency is a general phenomenon. Because of the generality of our framework, our ensuing expressions for the classification error are not quite as sharp as in the aforementioned specialized models, and would lead to worsened non-asymptotic rates; the asymptotic conclusions, however, are the same.

2 Kernel regression

We begin by establishing the basic framework for kernel regression and presenting our main results for this task.

2.1 Kernel regression introduction

In this section, we review the general theory of reproducing kernel Hilbert spaces and regression in them. A more thorough introduction to kernel theory can be found in many standard references, such as [34, Chapter 12].

Let X be a set, and let \mathcal{H} be a real reproducing kernel Hilbert space over X with kernel $k: X \times X \rightarrow \mathbf{R}$. For $f \in \mathcal{H}$ and $x \in X$, we have $f(x) = \langle f, k_x \rangle_{\mathcal{H}}$, where $k_x := k(\cdot, x)$. Note that this implies that $k(x, y) = \langle k_x, k_y \rangle_{\mathcal{H}}$.

Suppose $f^* \in \mathcal{H}$, and we observe $y_i = f^*(x_i) + \xi_i$, $i = 1, \dots, n$, where $x_1, \dots, x_n \in X$ are sample points, and the ξ_i 's are zero-mean and independent (potentially conditioned on $f^*(x_i)$).

We use the kernel ridge regression estimate

$$\hat{f} = \arg \min_{f \in \mathcal{H}} \sum_{i=1}^n (y_i - f(x_i))^2 + \alpha \|f\|_{\mathcal{H}}^2,$$

where $\alpha \geq 0$ is a regularization term. When $\alpha \rightarrow 0$, we get the minimum-Hilbert-norm interpolator,

$$\hat{f} = \arg \min_{f \in \mathcal{H}} \|f\|_{\mathcal{H}} \text{ s.t. } f(x_i) = y_i \quad \forall i = 1, \dots, n.$$

By the standard kernel regression formula, we have $\hat{f}(x) = \sum_{i=1}^n \hat{z}_i k(x, x_i)$ where the vector $\hat{z} = (\alpha I_n + K)^{-1} y$, and K is the kernel Gram matrix with $K_{ij} = \langle k_{x_i}, k_{x_j} \rangle_{\mathcal{H}} = k(x_i, x_j)$. We denote by $\mathcal{A}: \mathcal{H} \rightarrow \mathbf{R}^n$ the *sampling operator*, which is defined by $(\mathcal{A}(f))_i = f(x_i) = \langle f, k_{x_i} \rangle_{\mathcal{H}}$. The adjoint of the sampling operator is given by $\mathcal{A}^*(z) = \sum_{i=1}^n z_i k_{x_i}$ for all $z \in \mathbf{R}^n$. Then the Gram matrix is $K = \mathcal{A}\mathcal{A}^*$, and we can write the kernel regression estimate in terms of the standard ridge regression formulas:

$$\hat{f} = \mathcal{A}^*(\alpha I_n + \mathcal{A}\mathcal{A}^*)^{-1} y = (\alpha \mathcal{I}_{\mathcal{H}} + \mathcal{A}^* \mathcal{A})^{-1} \mathcal{A}^* y.$$

Note that, in general, the second expression is only well-defined if $\alpha > 0$ (since \mathcal{A} is rank-deficient if \mathcal{H} is infinite-dimensional).

We analyze two terms in this estimator. The first is the estimator that would be obtained in the absence of noise (i.e., the mean estimator with respect to the noise), which is given by

$$\hat{f}_0 := \mathcal{A}^*(\alpha I_n + \mathcal{A}\mathcal{A}^*)^{-1} \mathcal{A} f^* = (\alpha \mathcal{I}_{\mathcal{H}} + \mathcal{A}^* \mathcal{A})^{-1} \mathcal{A}^* \mathcal{A} f^*.$$

The second is the contribution to the estimate due to noise, which we denote by the function $\epsilon(x)$. We have

$$\epsilon = \mathcal{A}^*(\alpha I_n + \mathcal{A}\mathcal{A}^*)^{-1} \xi,$$

where $\xi = (\xi_1, \dots, \xi_n)$. This leads to a standard decomposition in the error of the estimator \hat{f} in terms of its bias and variance.

To characterize the test error, we need a sampling model. Let μ be a probability measure on X . We then define the kernel integral operator \mathcal{T} as

$$(\mathcal{T}(f))(x) = \int_X k(x, y) f(y) d\mu(y)$$

with respect to the measure μ . Under mild regularity/continuity conditions, we have the eigenvalue decomposition

$$\mathcal{T}(f) = \sum_{\ell=1}^{\infty} \lambda_{\ell} \langle v_{\ell}, f \rangle_{L_2} v_{\ell},$$

where $\{v_\ell\}_{\ell=1}^\infty$ is an orthonormal basis for $L_2(X, \mu)$, and $\lambda_1 \geq \lambda_2 \geq \lambda_3 \geq \dots$ are the eigenvalues of \mathcal{T} arranged in decreasing order. Furthermore, we have

$$k(x, y) = \sum_{\ell=1}^{\infty} \lambda_\ell v_\ell(x) v_\ell(y).$$

We can handle the finite-dimensional case by setting $\lambda_\ell = 0$ for $\ell > d$, where $d = \dim(\mathcal{H})$ (furthermore, the standard linear regression case can be recovered with $X = \mathbf{R}^d$ and $k(x, y) = \langle x, y \rangle_{\ell_2}$). Note that in order to interpolate an arbitrary set of samples, we need the dimension d to be at least the number of samples n (otherwise, the linear system is overdetermined).

We will also use the following well-known fact throughout this paper: for any $f, g \in L_2$, we have

$$\langle f, g \rangle_{L_2} = \langle \mathcal{T}f, g \rangle_{\mathcal{H}} = \langle f, \mathcal{T}g \rangle_{\mathcal{H}} = \langle \mathcal{T}^{1/2}f, \mathcal{T}^{1/2}g \rangle_{\mathcal{H}}.$$

Hence, $\mathcal{T}^{1/2}$ is an isometry from \mathcal{H} to L_2 . Note that this implies that for every $f \in \mathcal{H}$,

$$\|f\|_{\mathcal{H}}^2 = \sum_{\ell=1}^{\infty} \frac{\langle f, v_\ell \rangle_{L_2}^2}{\lambda_\ell}.$$

Intuitively, we expect that if f has small/bounded \mathcal{H} -norm, most of its energy is captured by components corresponding to relatively large eigenvalues. Hence it is feasible to recover an accurate (in L_2) estimate of it, even though it lies in an infinite-dimensional space.

We will assume $x_1, \dots, x_n \stackrel{\text{i.i.d.}}{\sim} \mu$, i.e., the training examples are drawn from the same measure as the test example $x \sim \mu$. Since we are evaluating a regression task, we wish to bound the squared (excess) prediction loss $\mathbf{E}(\hat{f}(x) - f^*(x))^2 = \|\hat{f} - f^*\|_{L_2}^2$. We will provide non-asymptotic upper bounds on $\|\hat{f} - f^*\|_{L_2}^2$ as a function of the number of training examples n . We will also focus on understanding scenarios for which we obtain *statistical consistency*, i.e., $\|\hat{f} - f^*\|_{L_2}^2 \rightarrow 0$ as $n \rightarrow \infty$.

2.2 Main results for deterministic sample locations

To state our main results, we introduce some additional notation. Here and for the rest of this section, p will be a fixed integer. We divide the function space $L_2(X, \mu)$ into two parts: $G = \text{span}\{v_1, \dots, v_p\}$ denotes the space spanned by the first p eigenfunctions of \mathcal{T} , and G^\perp denotes its orthogonal complement (in both L_2 and \mathcal{H}). Accordingly, we split our sampling operator into two parts: $\mathcal{A}_G = \mathcal{A}|_G$ and $\mathcal{R} = \mathcal{A}|_{G^\perp}$. Intuitively, if p is chosen such that $\lambda_{p+1}, \lambda_{p+2}, \dots$ are small, we expect G to contain most of the energy in any given function $f \in \mathcal{H}$. A key fact is that the Gram matrix can be decomposed as $\mathcal{A}\mathcal{A}^* = \mathcal{A}_G\mathcal{A}_G^* + \mathcal{R}\mathcal{R}^*$.

Since $p = \dim(G)$ is finite, we can recover a function in G from a finite number of samples. We state this quantitatively by analyzing the restricted sampling operator \mathcal{A}_G . To state concentration results on G in terms of the L_2 norm, we denote $\mathcal{C} = \mathcal{A}_G$, and we let $\mathcal{C}^* = \mathcal{T}_G^{-1}\mathcal{A}_G^*$ be its adjoint with respect to the L_2 inner product. Note that $\frac{1}{n}\mathbf{E}\mathcal{A}_G^*\mathcal{A}_G = \mathcal{T}_G$, where $\mathcal{T}_G = \mathcal{T}|_G$. Therefore,

$$\frac{1}{n}\mathbf{E}\mathcal{C}^*\mathcal{C} = \mathcal{I}_G,$$

where \mathcal{I}_G is the identity operator on G . If n is large we expect $\frac{1}{n}\mathcal{C}^*\mathcal{C} \approx \mathcal{I}_G$. We will analyze how closely this holds later; here we first state *deterministic* results that depend on the error in this approximation.

The second key approximation regards the ‘‘remainder Gram matrix’’ $\mathcal{R}\mathcal{R}^*$. Previous interpolation literature has assumed that this matrix is approximately a multiple of the identity I_n , or is

in a certain sense “well-conditioned”. We will again analyze how accurately this holds later, but for now, we will state our main results assuming that $\alpha I_n + \mathcal{R}\mathcal{R}^*$ is upper and lower bounded by multiples of the identity.

Theorem 1 (Bias). *Suppose that $\alpha_L I_n \preceq \alpha I_n + \mathcal{R}\mathcal{R}^* \preceq \alpha_U I_n$ for some numbers $\alpha_U \geq \alpha_L > 0$, and suppose that*

$$\frac{\alpha_U - \alpha_L}{\alpha_U + \alpha_L} + \frac{2}{n} \|\mathcal{C}^* \mathcal{C} - n \mathcal{I}_G\|_{L_2} \leq c$$

for some $c < 1$. Let $\bar{\alpha} = \frac{2\alpha_U \alpha_L}{\alpha_U + \alpha_L}$ be the harmonic mean of α_U and α_L . Then, for any $f^* \in G$, we have

$$\|\hat{f}_0 - f^*\|_{L_2} \lesssim \min \left\{ \sqrt{\lambda_1}, \frac{1}{1-c} \frac{\bar{\alpha}}{n \sqrt{\lambda_p}}, \frac{1}{1-c} \sqrt{\frac{\bar{\alpha}}{n}} \right\} \cdot \left(1 + \sqrt{\frac{n \lambda_{p+1}}{\bar{\alpha}}} \right) \|f^*\|_{\mathcal{H}}.$$

Theorem 2 (Variance). *Suppose the conditions of Theorem 1 hold, and let $\tilde{\alpha} = \frac{\alpha_U + \alpha_L}{2}$ be the arithmetic mean of α_U and α_L . Further suppose that $\text{var}(\xi_i) \leq \sigma^2$ for each i . Then*

$$\mathbf{E} \|\epsilon\|_{L_2}^2 \lesssim \sigma^2 \left(\frac{\alpha_U}{\alpha_L} + 1 \right)^2 \left(\frac{p}{n} + \frac{\text{tr}_{L_2}(\mathcal{R}^* \mathcal{R})}{\tilde{\alpha}^2} \right). \quad (1)$$

Section 2.4 contains simplified proof sketches of Theorems 1 and 2; we provide complete proofs in Appendix B in the supplementary material. The reader should note that our proofs are purely linear-algebraic and relatively simple. Compare this, for example, to [4] or [15], where the analysis depends delicately on the independence (or even Gaussianity) of the features via rather complicated matrix manipulations.

We could also obtain a high-probability (with respect to ξ) bound on the variance (if, e.g., the ξ_i 's are sub-Gaussian), but we omit this to preserve the clarity and simplicity of the result. We outline how one could do this in Appendix B.2.

2.3 Operator concentration results

We now state operator concentration results on three important quantities: (a) the deviation of $\frac{1}{n} \mathcal{C}^* \mathcal{C}$ from \mathcal{I}_G , (b) the deviation of the residual Gram matrix $\mathcal{R}\mathcal{R}^*$ from a multiple of the identity, and (c) the quantity $\text{tr}_{L_2}(\mathcal{R}^* \mathcal{R})$ which appears in the variance bound. All proofs are contained in Appendix C in the supplementary material. We begin with our most general results that apply under minimal assumptions.

2.3.1 Generic expectation results

Let $k^R(x, y) = \sum_{\ell > p} \lambda_\ell v_\ell(x) v_\ell(y)$ be the reproducing kernel restricted to G^\perp .

Lemma 1 (Generic residual Gram matrix).

$$\mathbf{E} \|\mathcal{R}\mathcal{R}^* - (\text{tr } \mathcal{T}_{G^\perp}) I_n\|^2 \lesssim n^2 \text{tr}(\mathcal{T}_{G^\perp}^2) + \|k^R(\cdot, \cdot) - \text{tr } \mathcal{T}_{G^\perp}\|_\infty^2,$$

where $\|k^R(\cdot, \cdot) - \text{tr } \mathcal{T}_{G^\perp}\|_\infty = \sup_x \{|k^R(x, x) - \text{tr } \mathcal{T}_{G^\perp}|\}$.

Note for this result to give $\alpha_L I_n \preceq \mathcal{R}\mathcal{R}^* \preceq \alpha_U I_n$ where α_U/α_L is bounded, we need $\text{tr } \mathcal{T}_{G^\perp} \gtrsim n \sqrt{\text{tr}(\mathcal{T}_{G^\perp}^2)}$. Even when $\{\lambda_\ell\}_{\ell > p}$ are all equal (see Section 3.1), we need $\dim \mathcal{H} = d \gtrsim n^2$. While this may seem restrictive, it is not possible to do better without additional assumptions on the features.

In Appendix D, we show that in the case of Fourier features, $\lambda_{\max}(\mathcal{R}\mathcal{R}^*)/\lambda_{\min}(\mathcal{R}\mathcal{R}^*) \gtrsim \frac{n^4}{\tau^2 d^2}$ with probability at least $1 - e^{-\tau}$, and thus, $d \gtrsim n^2$ is necessary. This can be significantly relaxed when the features are independent, as shown in Section 2.3.3.

To bound the variance, we will use the following expectation throughout the rest of this paper:

Lemma 2 (Generic trace bound on $\mathcal{R}^*\mathcal{R}$).

$$\mathbf{E} \operatorname{tr}_{L_2}(\mathcal{R}^*\mathcal{R}) = n \operatorname{tr}(\mathcal{T}_{G^\perp}^2) = n \sum_{\ell > p} \lambda_\ell^2.$$

Note that $\mathcal{R}\mathcal{R}^* \approx (\operatorname{tr} \mathcal{T}_{G^\perp}) I_n$ and Lemma 2 together with Theorem 2 give a variance error bound of approximately $\frac{p}{n} + n \left(\sum_{\ell > p} \lambda_\ell^2 \right) / \left(\sum_{\ell > p} \lambda_\ell \right)^2$. This is identical to that in [4].

2.3.2 Bounded orthonormal system results

Our results show that harmless interpolation can occur in much more general settings than independent and/or sub-Gaussian features. An important class of features that are not independent or sub-Gaussian is a *bounded orthonormal system* (BOS).

On the subspace G defined before, the basis v_1, \dots, v_p is a BOS if it is an orthonormal basis in L_2 (as we have already assumed) and, further, we have

$$\sum_{\ell=1}^p v_\ell^2(x) \leq Cp$$

μ -almost surely in x for some constant $C \geq 1$. Equivalently, for all $f \in G$, $\|f\|_\infty \leq Cp \|f\|_{L_2}^2$.

This assumption is satisfied by many popular choices of features including sinusoids (see Section 4), Chebyshev polynomials, and the standard Euclidean basis on \mathbf{R}^d . One can also often show (e.g., [13]) that kernel eigenfunctions satisfy this property.

It is easy to derive concentration inequalities for bounded orthonormal systems via matrix/operator concentrations results for sums of bounded independent random matrices (see [35]). The one that will be most useful for our purposes is the following:

Lemma 3 (BOS sampling operator on G). *If G is spanned by a bounded orthonormal system with constant C , then, for $t > 0$, with probability at least $1 - e^{-t}$,*

$$\frac{1}{n} \|\mathcal{C}^*\mathcal{C} - n\mathcal{I}_G\|_{L_2} \lesssim \sqrt{\frac{Cp(t + \log p)}{n}} + \frac{Cp(t + \log p)}{n}.$$

Thus if $n \gtrsim Cp \log p$, we can have, say, $\frac{1}{n} \|\mathcal{C}^*\mathcal{C} - n\mathcal{I}_G\|_{L_2} \leq 1/4$ (or any other small constant) with high probability.

2.3.3 Independent features

To compare to prior work, we show how concentration inequalities with independent features give comparable results. Suppose that for $x \sim \mu$, the features $\{v_\ell(x)\}$ are independent random variables. The key benefit this gives us is that we can now write the residual Gram matrix $\mathcal{R}\mathcal{R}^*$ as a sum of *independent* random rank-1 matrices. To see this, define the vectors

$$w_\ell = (v_\ell(x_1), v_\ell(x_2), \dots, v_\ell(x_n)) \in \mathbf{R}^n.$$

We have already been assuming that the entries of each w_ℓ are independent (since they only depend on the independent variables x_i), but our independent features assumption implies that the entire set of random vectors $\{w_\ell\}_{\ell \geq 1}$ is independent! We can then write

$$\mathcal{R}\mathcal{R}^* = \sum_{\ell > p} \lambda_\ell w_\ell \otimes w_\ell.$$

We state a formal result for sub-Gaussian independent features. We expect similar results hold for much weaker tail conditions.

Lemma 4 (Independent features residual Gram matrix). *Suppose the features $\{v_\ell(x)\}_{\ell \geq 1}$ are zero-mean, independent, and sub-Gaussian. Then, for $t > 0$, with probability at least $1 - e^{-t}$,*

$$\|\mathcal{R}\mathcal{R}^* - (\text{tr } \mathcal{T}_{G^\perp})I_n\| \lesssim \sqrt{(n+t) \text{tr}(\mathcal{T}_{G^\perp}^2)} + (n+t)\lambda_{p+1}.$$

The zero-mean assumption is for simplicity and can easily be relaxed at the cost of a more complicated theorem statement. Note that this is stronger than Lemma 1 in two ways: first, the bound holds with exponentially high probability as opposed to being merely in expectation. Second, we have effectively replaced the n^2 in Lemma 1 by n , greatly reducing the amount of overparametrization we need.

Note for this result to give $\alpha_L I_n \preceq \mathcal{R}\mathcal{R}^* \preceq \alpha_U I_n$ where α_U/α_L is bounded, we need

$$n \gtrsim \frac{\text{tr } \mathcal{T}_{G^\perp}}{\lambda_{p+1}} = \frac{1}{\lambda_{p+1}} \sum_{\ell > p} \lambda_\ell$$

(this also gives us $\sqrt{n \text{tr}(\mathcal{T}_{G^\perp}^2)} \lesssim \text{tr } \mathcal{T}_{G^\perp}$ by Cauchy-Schwartz). This is identical to the requirement that $r_{k^*}(\Sigma) \geq bn$ in [4].

2.4 Informal proof sketch (deterministic)

Here we outline the basic proof structure of Theorems 1 and 2. We will perform the analysis as though $\alpha I_n + \mathcal{R}\mathcal{R}^* = \bar{\alpha} I_n$ and $\mathcal{C}^* \mathcal{C} = n \mathcal{I}_G$ (equivalently, $\mathcal{A}_G^* \mathcal{A} = n \mathcal{T}_G$), and we will write “ \approx ” where we make these substitutions. The main additional steps we need are to quantify the error due to these approximations.

2.4.1 Bias term (from signal)

Note that since $f^* \in G$, we have

$$\begin{aligned} \hat{f}_0 &= \mathcal{A}^*(\alpha I_n + \mathcal{A}\mathcal{A}^*)^{-1} \mathcal{A}_G f^* \\ &\approx \mathcal{A}^*(\bar{\alpha} I_n + \mathcal{A}_G \mathcal{A}_G^*)^{-1} \mathcal{A}_G f^* \\ &= \mathcal{A}^* \mathcal{A}_G (\bar{\alpha} \mathcal{I}_G + \mathcal{A}_G^* \mathcal{A}_G)^{-1} f^* \\ &\approx \begin{bmatrix} \mathcal{A}_G^* \\ \mathcal{R}^* \end{bmatrix} \mathcal{A}_G (\bar{\alpha} \mathcal{I}_G + n \mathcal{T}_G)^{-1} f^*. \end{aligned}$$

Then, we get

$$\begin{aligned} \mathcal{P}_G(\hat{f}_0) &= \mathcal{A}_G^* \mathcal{A}_G (\bar{\alpha} \mathcal{I}_G + n \mathcal{T}_G)^{-1} f^* \\ &\approx n \mathcal{T}_G (\bar{\alpha} \mathcal{I}_G + n \mathcal{T}_G)^{-1} f^* \\ &= \bar{\mathcal{S}} f^*, \end{aligned}$$

where $\bar{\mathcal{S}} := n\mathcal{T}_G(\bar{\alpha}\mathcal{I}_G + n\mathcal{T}_G)^{-1}$ is the idealized “survival” operator, representing the extent to which the original signal f^* is preserved. We then have $f^* - \mathcal{P}_G(\hat{f}_0) \approx \bar{\mathcal{B}}f^*$, where $\bar{\mathcal{B}} := \mathcal{I}_G - \bar{\mathcal{S}} = \bar{\alpha}(\bar{\alpha}\mathcal{I}_G + n\mathcal{T}_G)^{-1}$ is the idealized “bias” operator. One can verify that

$$\|\bar{\mathcal{B}}\|_{\mathcal{H} \rightarrow L_2} \lesssim \min \left\{ \sqrt{\lambda_1}, \frac{\bar{\alpha}}{n\sqrt{\lambda_p}}, \sqrt{\frac{\bar{\alpha}}{n}} \right\}.$$

This bounds $\|\mathcal{P}_G(\hat{f}_0)\|$ in Theorem 1; the formal theorem has an extra factor of $1/(1-c)$ which comes from the approximation errors (recall that c is determined by how accurate our idealizing approximation are—see the statement of Theorem 1 for the precise definition).

Next, note that $\mathcal{P}_{G^\perp}(\hat{f}_0) \approx \mathcal{R}^* \mathcal{C} \frac{\bar{\mathcal{B}}}{\bar{\alpha}} f^*$, where we have substituted \mathcal{C} for \mathcal{A}_G . Because

$$\|\mathcal{R}^*\|_{\ell_2 \rightarrow L_2} \leq \|\mathcal{I}_{G^\perp}\|_{\mathcal{H} \rightarrow L_2} \|\mathcal{R}^*\|_{\ell_2 \rightarrow \mathcal{H}} \lesssim \sqrt{\lambda_{p+1}\bar{\alpha}},$$

we have

$$\begin{aligned} \left\| \mathcal{R}^* \mathcal{C} \frac{\bar{\mathcal{B}}}{\bar{\alpha}} \right\|_{\mathcal{H} \rightarrow L_2} &\leq \|\mathcal{R}^*\|_{\ell_2 \rightarrow L_2} \|\mathcal{C}\|_{L_2 \rightarrow \ell_2} \frac{\|\bar{\mathcal{B}}\|_{\mathcal{H} \rightarrow L_2}}{\bar{\alpha}} \\ &\lesssim \sqrt{\frac{n\lambda_{p+1}}{\bar{\alpha}}} \|\bar{\mathcal{B}}\|_{\mathcal{H} \rightarrow L_2}, \end{aligned}$$

which allows us to bound $\|\mathcal{P}_{G^\perp}(\hat{f}_0)\|_{L_2}$.

2.4.2 Variance term (from noise)

Making similar approximations as above (with $\tilde{\alpha}$ instead of $\bar{\alpha}$ – the distinction comes from the approximation arguments we use in the formal proof), we have

$$\begin{aligned} \epsilon &= \mathcal{A}^*(\alpha I_n + \mathcal{A}\mathcal{A}^*)^{-1}\xi \\ &\approx \begin{bmatrix} \mathcal{A}_G^* \\ \mathcal{R}^* \end{bmatrix} (\tilde{\alpha} I_n + \mathcal{A}_G \mathcal{A}_G^*)^{-1}\xi \\ &= \begin{bmatrix} (\tilde{\alpha}\mathcal{I}_G + \mathcal{A}_G^* \mathcal{A}_G)^{-1} \mathcal{A}_G^* \xi \\ \mathcal{R}^* (\tilde{\alpha} I_n + \mathcal{A}_G \mathcal{A}_G^*)^{-1} \xi \end{bmatrix} \\ &\approx \begin{bmatrix} (\tilde{\alpha}\mathcal{T}_G^{-1} + n\mathcal{I}_G)^{-1} \mathcal{C}^* \xi \\ \mathcal{R}^* (\tilde{\alpha} I_n + \mathcal{A}_G \mathcal{A}_G^*)^{-1} \xi \end{bmatrix}. \end{aligned}$$

Therefore,

$$\begin{aligned} \mathbf{E}_\xi \|\epsilon\|_{L_2}^2 &\approx \sigma^2 \left\| \begin{bmatrix} (\tilde{\alpha}\mathcal{T}_G^{-1} + n\mathcal{I}_G)^{-1} \mathcal{C}^* \\ \mathcal{R}^* (\tilde{\alpha} I_n + \mathcal{A}_G \mathcal{A}_G^*)^{-1} \end{bmatrix} \right\|_{HS, \ell_2 \rightarrow L_2}^2 \\ &\lesssim \sigma^2 \left(\frac{1}{n^2} \text{tr}_{L_2}(\mathcal{C}^* \mathcal{C}) + \frac{1}{\tilde{\alpha}^2} \text{tr}_{L_2}(\mathcal{R}^* \mathcal{R}) \right) \\ &\approx \sigma^2 \left(\frac{1}{n^2} \text{tr}_{L_2}(n\mathcal{I}_G) + \frac{1}{\tilde{\alpha}^2} \text{tr}_{L_2}(\mathcal{R}^* \mathcal{R}) \right) \\ &= \sigma^2 \left(\frac{p}{n} + \frac{1}{\tilde{\alpha}^2} \text{tr}_{L_2}(\mathcal{R}^* \mathcal{R}) \right). \end{aligned}$$

The factor of α_U/α_L comes from the approximation arguments.

3 Kernel classification

We now consider the case of classification, in which the observation y is a (noisy) binary label in $\{-1, 1\}$ with a distribution depending on x . Our regression function f^* is now replaced by

$$\eta^*(x) := \mathbf{E}(y \mid x) = 2\mathbf{P}(y = 1 \mid x) - 1.$$

The label noise is $\xi = y - \eta^*(x)$. Note that $\mathbf{E}[\xi \mid x] = 0$ by definition, $\text{var}(\xi \mid x) = 1 - (\eta^*)^2(x)$, and ξ is sub-Gaussian with constant parameter 1. Our assumption on the label noise model is that $\eta^* \in G$.

Let $\hat{\eta}$ denote our estimate of η^* . Then, our classification rule is given by $\hat{y} = \text{sign}(\hat{\eta})$. Given a probability distribution μ over x , the *excess risk* of the classification rule with respect to the Bayes-optimal classifier is given by

$$\mathcal{E} := \mathbf{P}(\hat{y} \neq y) - \mathbf{P}(y \neq \text{sign}(\eta^*)).$$

Standard calculations (see, e.g., Eq. 6.2 in [17]) give (see [17]) give

$$\mathcal{E} = \int |\eta^*(x)| \mathbf{1}_{\{\text{sign}(\hat{\eta}(x)) \neq \text{sign}(\eta^*(x))\}} d\mu(x).$$

Thus the excess risk is the average of the sign error of $\hat{\eta}$ versus η^* modulated by how distinguishable the two classes are (which is represented by $|\eta^*|$).

To bound \mathcal{E} , we decompose our estimate $\hat{\eta}$ as

$$\hat{\eta} = a\eta^* + \hat{\eta}_r, \tag{2}$$

where a is a parameter that we can tune in our analysis, and $\hat{\eta}_r$ is the residual. If $a > 0$, we have

$$\{\text{sign}(\hat{\eta}) \neq \text{sign}(\eta^*)\} \subseteq \{|\hat{\eta}_r| \geq a|\eta^*|\},$$

and so

$$\mathcal{E} \leq \frac{1}{a} \int |\hat{\eta}_r(x)| d\mu(x) = \frac{\|\hat{\eta}_r\|_{L_1}}{a} \leq \frac{\|\hat{\eta}_r\|_{L_2}}{a}, \tag{3}$$

where the norm inequality is due to the fact that μ is a probability measure. For reasons that will shortly become clear, we will call a the *survival factor* and $\hat{\eta}_r$ the *residual*.

A first possible choice for the quantities in (2) is $a = 1$ and $\hat{\eta}_r = \hat{\eta} - \eta^*$. This choice yields $\mathcal{E} \leq \|\hat{\eta} - \eta^*\|_{L_1}$, and so small regression error implies small excess classification risk. However, we are interested in cases in which the regression error is not small but the classification error is. To use the bound (3), we would need to show that we can have the ratio $\|\hat{\eta}_r\|_{L_2}/a$ be very small with a different parameter choice $a \ll 1$.

We now show how this can work. We recall the idealized “survival” and “bias” operators $\bar{\mathcal{S}}$ and $\bar{\mathcal{B}}$ from Section 2.4. Note that to bound the regression error we show that $\hat{\eta} \approx \bar{\mathcal{S}}(\eta^*)$ and that $\|\eta^* - \bar{\mathcal{S}}\eta^*\|_{L_2} = \|\bar{\mathcal{B}}\eta^*\|_{L_2}$ is small. For the classification problem, an interesting new possibility arises. As a simple example, suppose all the first p eigenvalues $\lambda_1, \dots, \lambda_p$ are identically 1. Then $\bar{\mathcal{S}} = \frac{n}{\bar{\alpha}+n} \mathcal{I}_G$. If $\bar{\alpha} \ll n$, then the ideal bias $\bar{\mathcal{B}} = \frac{\bar{\alpha}}{\bar{\alpha}+n} \mathcal{I}_G$ will be small. However, what if $\bar{\alpha} \gtrsim n$, in which case the bias is not small? We cannot get small regression error, but for classification, we can apply (3) with $a = \frac{n}{\bar{\alpha}+n}$. Then, as long as

$$\|\hat{\eta} - \bar{\mathcal{S}}\eta^*\|_{L_2} \ll \frac{n}{\bar{\alpha} + n},$$

we will have small excess classification risk. In Section 3.1, we use this observation to provide sufficient conditions for classification-consistency, and demonstrate that these conditions are significantly weaker than the ones needed to be regression-consistent.

We can compare this to the results of [15]. Translated to our notation, while their upper bound in terms of the ratio $\frac{\|\hat{\eta}_r\|_{L_2}}{a}$ is sharper than that provided in (3), their assumptions are also significantly more restrictive. In particular, they assume that (a) all the features are Gaussian and (b) the true signal η^* consists of a single nonzero feature. They use delicate decomposition and independence arguments to obtain a precise asymptotic estimate of the quantity a above and show that the classification error can be small even when $a \ll 1$. These techniques do not easily extend to a more general setting (even for the restricted choice of kernel in [9], [10]).

Theorem 1 and our informal proof (Section 2.4) do not explicitly consider the difference between $\mathcal{P}_G(\hat{\eta}_0)$ and $\bar{\mathcal{S}}\eta^*$. With that in mind, we present here a more refined version of Theorem 1 that bounds the error to $\bar{\mathcal{S}}\eta^*$ rather than η^* itself. This will be used to characterize the classification error in Section 3.1.

Lemma 5 (More refined bias estimate). *Under the conditions of Theorem 1 (assuming c is bounded away from 1 so that $(1 - c)^{-1}$ is subsumed into the constants),*

$$\|\hat{\eta}_0 - \bar{\mathcal{S}}\eta^*\|_{L_2} \lesssim \left(c + \sqrt{\frac{n\lambda_{p+1}}{\bar{\alpha}}} \right) \cdot \min \left\{ \lambda_1, \frac{\bar{\alpha}}{n\sqrt{\lambda_p}}, \sqrt{\frac{\bar{\alpha}}{n}} \right\} \|\eta^*\|_{\mathcal{H}}.$$

The proof of Lemma 5 is an easy modification of the proof of Theorem 1 (see Appendix B.1).

3.1 Bi-level ensemble asymptotic analysis

We now examine the implications of this refined classification analysis in a bounded orthonormal system (BOS). In particular, suppose that the eigenfunctions are all bounded (e.g., a Fourier series for periodic functions on an interval). For the eigenvalues, we consider the *bi-level ensemble* as defined in [15] with non-negative parameters n, β, q, r (where $\beta > 1$ and $r < 1$) This ensemble contains $d = n^\beta$ features, of which $p = n^r$ have “large” eigenvalues, and the remaining $d - p$ eigenvalues are small and their relative magnitude depends on the parameter q . Specifically, we set

$$\lambda_\ell = \begin{cases} 1, & 1 \leq \ell \leq p \\ n^{-(\beta-r-q)}, & p < \ell \leq d. \end{cases} \quad (4)$$

We require $q < \beta - r$ to ensure that the “small” eigenvalues are actually smaller than 1.

Corollary 1. *Consider the bi-level ensemble with parameters n, β, q, r , and suppose that the eigenfunctions are all bounded by an absolute constant. Further, suppose that $\beta > 2$ and $r < 1$, and $\eta^* \in G$. Then, if $q < 1 - r$, as $n \rightarrow \infty$, $\|\hat{\eta} - \eta^*\|_{L_2} \rightarrow 0$ in probability and both regression and classification risk go to zero. In contrast, if $q < \frac{3}{2}(1 - r)$ and $\beta > 2(r + q)$, then the excess classification risk $\mathcal{E} \rightarrow 0$ in probability as $n \rightarrow \infty$.*

Corollary 1 is proved in Appendix E. The sufficient *and* necessary conditions that were provided in [15] stipulate that we will not, in general, be regression-consistent when $q > 1 - r$. Corollary 1 highlights that the asymptotic separation between classification and regression tasks occurs in general kernel settings when $1 - r < q < \frac{3}{2}(1 - r)$.

Note that the bilevel ensemble model in (4) is assumed for ease of interpretation in the asymptotic results on classification error; however, we can obtain non-asymptotic bounds on the classification risk under more general assumptions. For a fixed value of $p := n^r$, our analysis allows the

tail eigenvalues corresponding to indices $p < \ell \leq d$ to be non-uniform. The requirement that the top p eigenvalues are the same is somewhat more stringent. This is because in general, when the eigenvalues are different (and the regularization is nonzero), the survival operator $\bar{\mathcal{S}}$ is not a multiple of the identity. This could lead to qualitatively different behavior, as now $\hat{\eta}$ may be distorted from η^* due to differences in the eigenvalues of \mathcal{T}_G . This problem disappears in the case that either (a) η^* is proportional to a single eigenfunction or (b) the first p eigenvalues of \mathcal{T} are identical (both of which hold in [15]). We analyze further the extent to which we can bound the classification risk when *neither* of these assumptions holds in Appendix F.

4 Numerical experiments

We now perform numerical experiments to demonstrate how the parameters β, r , and q of the bi-level ensemble model affect regression and classification performance. We consider the case of Fourier features $v_\ell(x) = e^{j2\pi\ell x}$ for $\ell = -d, \dots, d$ over $x \in [0, 1]$ with the uniform sampling measure, and the bi-level ensemble as defined in (4). The corresponding kernel function is

$$\begin{aligned} k(x, y) &= \sum_{\ell=-d}^d \lambda_\ell v_\ell(x) \overline{v_\ell(y)} \\ &= (1 - n^{-(\beta-r-q)})D_p(x-y) + n^{-(\beta-r-q)}D_d(x-y), \end{aligned}$$

where $D_m(t) = \frac{\sin[(2m+1)\pi t]}{\sin(\pi t)}$ is the Dirichlet sinc function. We consider three cases for the bi-level ensemble parameters: $(\beta, r, q) = (2.6, 0.3, 0.3)$, $(2.6, 1/3, 5/6)$, and $(2.6, 0.8, 0.45)$. We sweep over several values of n between 10 and 3162. For each n , we generate an $\eta^* \in \text{span}\{v_\ell\}_{\ell=-p}^p$, scaled such that $\max_{x \in [0,1]} |\eta^*(x)| = 1$.

We first attempt to reconstruct $\eta^*(x)$ from noisy samples $y_i^{\text{reg}} = \eta^*(x_i) + \xi_i$ for $i = 1, \dots, n$ where ξ_i are i.i.d. $\mathcal{N}(0, 1)$. We use the kernel ridge regression estimator $\hat{\eta}^{\text{reg}} = \mathcal{A}^*(\alpha I_n + \mathcal{A}\mathcal{A}^*)^{-1}y^{\text{reg}}$ with a regularization parameter of $\alpha = 10^{-3}$. We then measure the relative L_2 error of the estimate, i.e., $\mathcal{E}^{\text{reg}} = \|\eta^* - \hat{\eta}^{\text{reg}}\|_{L_2}^2 / \|\eta^*\|_{L_2}^2$.

We also attempt to reconstruct $\eta^*(x)$ from binary observations $y_i^{\text{class}} = +1$ with probability $(1 + \eta^*(x_i))/2$ and -1 with probability $(1 - \eta^*(x_i))/2$ for $i = 1, \dots, n$. We use the estimator $\hat{\eta}^{\text{class}} = \mathcal{A}^*(\alpha I_n + \mathcal{A}\mathcal{A}^*)^{-1}y^{\text{class}}$ with a regularization parameter of $\alpha = 10^{-3}$. We then measure the relative excess risk, i.e.,

$$\mathcal{E}^{\text{class}} = \frac{\int |\eta^*(x)| \mathbf{1}_{\{\text{sign}(\hat{\eta}^{\text{class}}(x)) \neq \text{sign}(\eta^*(x))\}} dx}{\int |\eta^*(x)| dx}.$$

The above procedure is repeated over 100 trials. In Figure 2, we plot the relative L_2 error (averaged over 100 trials) versus n and the relative excess risk (averaged over 100 trials) versus n for each of the three sets of values for β, r, q . In the first case where $\beta = 2.6$, $r = 0.3$, and $q = 0.3$, we have $r + q < 1$ and both \mathcal{E}^{reg} and $\mathcal{E}^{\text{class}}$ decrease as n increases. In the second case where $\beta = 2.6$, $r = 1/3$, and $q = 5/6$, we have $1 - r < q < \frac{3}{2}(1 - r)$ and $\beta > 2r + 2q$, and $\mathcal{E}^{\text{class}}$ decreases as n increases, but \mathcal{E}^{reg} does not decrease as n increases. In the third case where $\beta = 2.6$, $r = 0.8$, and $q = 0.45$, we have that $r + q > 1$, and $q > \frac{3}{2}(1 - r)$, and both \mathcal{E}^{reg} and $\mathcal{E}^{\text{class}}$ do not decrease as n increases.

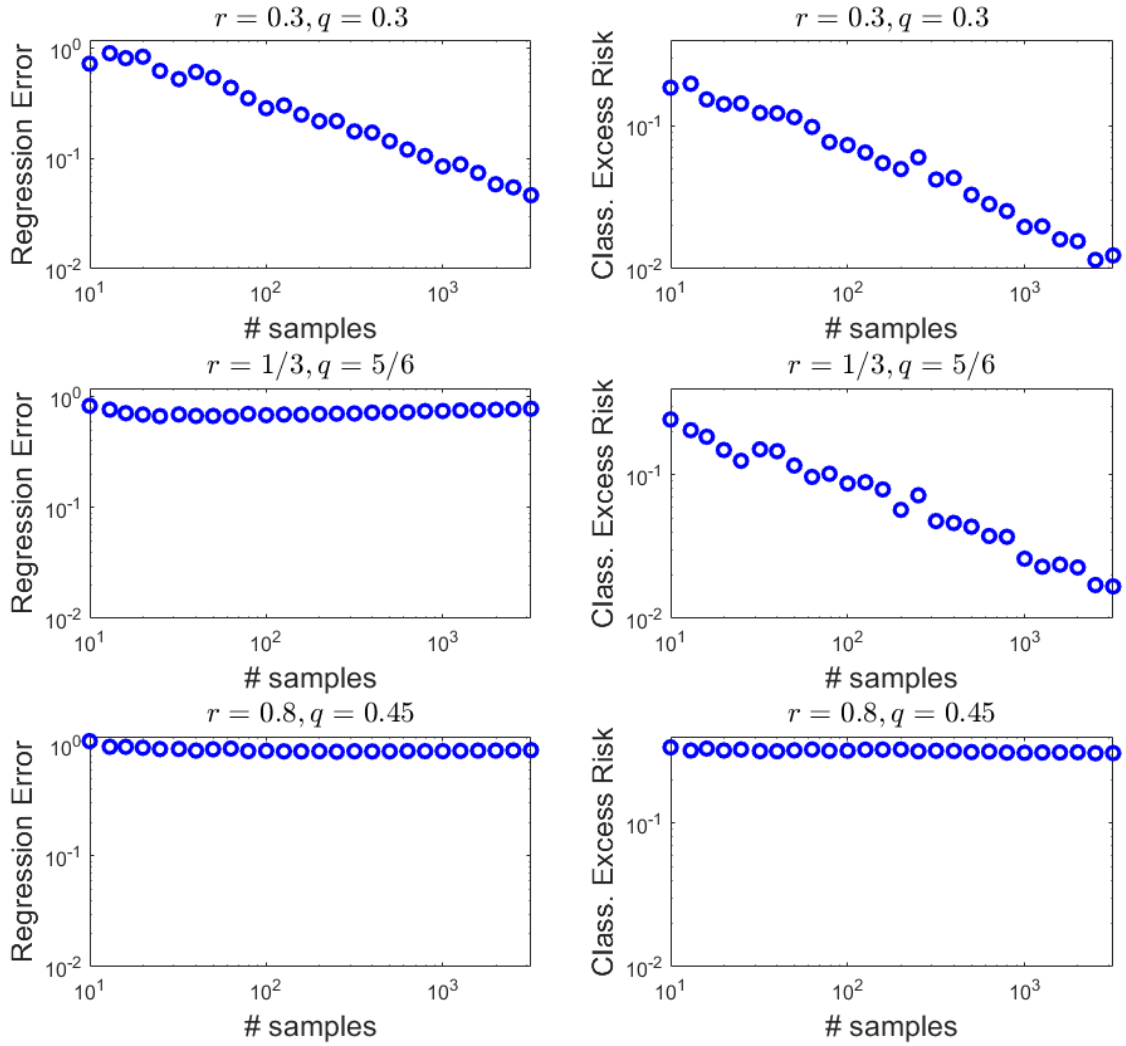


Figure 2: Relative L_2 errors versus n and the relative classification excess risks versus n for each of the three sets of bilevel ensemble parameters (averaged over 100 trials).

5 Conclusion

In this paper, we showed that (a) harmless interpolation of noise in data is possible, and (b) we can be classification-consistent in high-dimensional regimes where we are not regression-consistent, under minimal assumptions on the data and feature map. Important future directions include considering more general function models (e.g., any $f^* \in \mathcal{H}$ or even $f^* \notin \mathcal{H}$), better understanding the implications of distortion among the top eigenfunctions in classification error, and improving the non-asymptotic rates for classification risk from Section 3.1. Whether these upper bounds can be matched by non-asymptotic lower bounds in general is a particularly intriguing question for future work.

Acknowledgements

This work was supported, in part, by National Science Foundation grant CCF-2107455.

References

- [1] C. Zhang, S. Bengio, M. Hardt, B. Recht, and O. Vinyals, “Understanding deep learning requires rethinking generalization,” in *Proc. Int. Conf. Learn. Representations (ICLR)*, Toulon, France, 2017.
- [2] M. Belkin, S. Ma, and S. Mandal, “To understand deep learning we need to understand kernel learning,” in *Proc. Int. Conf. Mach. Learn. (ICML)*, vol. 35, Stockholm, Sweden, Jul. 2018.
- [3] M. Belkin, D. Hsu, S. Ma, and S. Mandal, “Reconciling modern machine-learning practice and the classical bias-variance trade-off,” *Proc. Natl. Acad. Sci. U.S.A.*, vol. 116, no. 32, pp. 15 849–15 854, 2019.
- [4] P. L. Bartlett, P. M. Long, G. Lugosi, and A. Tsigler, “Benign overfitting in linear regression,” *Proc. Natl. Acad. Sci. U.S.A.*, vol. 117, no. 48, pp. 30 063–30 070, 2020.
- [5] V. Muthukumar, K. Vodrahalli, V. Subramanian, and A. Sahai, “Harmless interpolation of noisy data in regression,” *IEEE J. Sel. Areas Inf. Theory*, vol. 1, no. 1, pp. 67–83, 2020.
- [6] M. Belkin, D. Hsu, and J. Xu, “Two models of double descent for weak features,” *SIAM J. Math. Data Sci.*, vol. 2, no. 4, pp. 1167–1180, 2020.
- [7] T. Hastie, A. Montanari, S. Rosset, and R. J. Tibshirani, “Surprises in high-dimensional ridgeless least squares interpolation,” Mar. 19, 2019. arXiv: [1903.08560v4](https://arxiv.org/abs/1903.08560v4) [math.ST].
- [8] A. Tsigler and P. L. Bartlett, “Benign overfitting in ridge regression,” 2020. arXiv: [2009.14286](https://arxiv.org/abs/2009.14286) [math.ST].
- [9] T. Liang and A. Rakhlin, “Just interpolate: Kernel “ridgeless“ regression can generalize,” *Ann. Stat.*, vol. 48, no. 3, pp. 1329–1347, 2020.
- [10] T. Liang, A. Rakhlin, and X. Zhai, “On the multiple descent of minimum-norm interpolants and restricted lower isometry of kernels,” in *Proc. Conf. Learn. Theory (COLT)*, Virtual conference, Jul. 2020, pp. 2683–2711.
- [11] S. Mei and A. Montanari, “The generalization error of random features regression: Precise asymptotics and the double descent curve,” *Commun. Pure Appl. Math.*, 2021, pre-published.
- [12] S. Mei, T. Misiakiewicz, and A. Montanari, “Generalization error of random features and kernel methods: Hypercontractivity and kernel matrix concentration,” 2021. arXiv: [2101.10588](https://arxiv.org/abs/2101.10588) [math.ST].

- [13] A. D. McRae, J. Romberg, and M. A. Davenport, “Sample complexity and effective dimension for regression on manifolds,” in *Proc. Conf. Neural Inf. Process. Syst. (NeurIPS)*, Virtual conference, Dec. 2020.
- [14] A. Rakhlin and X. Zhai, “Consistency of interpolation with laplace kernels is a high-dimensional phenomenon,” in *Proc. Conf. Learn. Theory (COLT)*, Phoenix, Arizona, 2019, pp. 2595–2623.
- [15] V. Muthukumar, A. Narang, V. Subramanian, M. Belkin, D. Hsu, and A. Sahai, “Classification vs. regression in overparameterized regimes: Does the loss function matter?” *J. Mach. Learn. Res.*, 2021. arXiv: [2005.08054](https://arxiv.org/abs/2005.08054), forthcoming.
- [16] N. S. Chatterji and P. M. Long, “Finite-sample analysis of interpolating linear classifiers in the overparameterized regime,” *J. Mach. Learn. Res.*, vol. 22, 2021.
- [17] J. H. Friedman, “On bias, variance, 0/1-loss, and the curse-of-dimensionality,” *Data Min. Knowl. Discov.*, vol. 1, pp. 55–77, 1997.
- [18] B. Adlam and J. Pennington, “Understanding double descent requires a fine-grained bias-variance decomposition,” in *Proc. Conf. Neural Inf. Process. Syst. (NeurIPS)*, Virtual Conference, Dec. 2020.
- [19] J. Ba, M. Erdogdu, T. Suzuki, D. Wu, and T. Zhang, “Generalization of two-layer neural networks: An asymptotic viewpoint,” in *Proc. Int. Conf. Learn. Representations (ICLR)*, Apr. 2020.
- [20] O. Dhifallah and Y. M. Lu, “A precise performance analysis of learning with random features,” 2020. arXiv: [2008.11904](https://arxiv.org/abs/2008.11904) [[cs.IT](#)].
- [21] S. D’Ascoli, M. Refinetti, G. Biroli, and F. Krzakala, “Double trouble in double descent: Bias and variance(s) in the lazy regime,” in *Proc. Int. Conf. Mach. Learn. (ICML)*, Virtual Conference, 2020.
- [22] F. Gerace, B. Loureiro, F. Krzakala, M. Mezard, and L. Zdeborova, “Generalisation error in learning with random features and the hidden manifold model,” in *Proc. Int. Conf. Mach. Learn. (ICML)*, Virtual Conference, 2020.
- [23] H. Hu and Y. M. Lu, “Universality laws for high-dimensional learning with random features,” 2020. arXiv: [2009.07669](https://arxiv.org/abs/2009.07669) [[cs.IT](#)].
- [24] Z. Li, Z.-H. Zhou, and A. Gretton, “Towards an understanding of benign overfitting in neural networks,” 2021. arXiv: [2106.03212](https://arxiv.org/abs/2106.03212) [[stat.ML](#)].
- [25] Z. Liao, R. Couillet, and M. W. Mahoney, “A random matrix analysis of random Fourier features: Beyond the Gaussian kernel, a precise phase transition, and the corresponding double descent,” in *Proc. Conf. Neural Inf. Process. Syst. (NeurIPS)*, Virtual Conference, Dec. 2020.
- [26] L. Lin and E. Dobriban, “What causes the test error? going beyond bias-variance via ANOVA,” *J. Mach. Learn. Res.*, vol. 22, 2021.
- [27] V. N. Vapnik, *The Nature of Statistical Learning Theory*. Springer, 2000, ISBN: 0387987800.
- [28] P. L. Bartlett and S. Mendelson, “Rademacher and Gaussian complexities: Risk bounds and structural results,” *J. Mach. Learn. Res.*, vol. 3, pp. 463–482, 2002.
- [29] L. Devroye, L. Györfi, and G. Lugosi, *A Probabilistic Theory of Pattern Recognition*. Springer, 1996, ISBN: 0387946187.
- [30] V. Koltchinskii and O. Beznosova, “Exponential convergence rates in classification,” in *Proc. Conf. Learn. Theory (COLT)*, Bertinoro, Italy: Springer, Jun. 2005, pp. 295–307.

- [31] J.-Y. Audibert and A. B. Tsybakov, “Fast learning rates for plug-in classifiers,” *Ann. Stat.*, vol. 35, no. 2, pp. 608–633, Apr. 2007.
- [32] K. Wang and C. Thrampoulidis, “Benign overfitting in binary classification of gaussian mixtures,” in *Proc. IEEE Int. Conf. on Acoustics, Speech, and Signal Processing (ICASSP)*, Toronto, Canada, Jun. 2021.
- [33] Y. Cao, Q. Gu, and M. Belkin, “Risk bounds for over-parameterized maximum margin classification on sub-gaussian mixtures,” 2021. arXiv: [2104.13628](https://arxiv.org/abs/2104.13628) [cs.LG].
- [34] M. J. Wainwright, *High-Dimensional Statistics: A Non-Asymptotic Viewpoint*. Cambridge, 2019, 568 pp., ISBN: 1108498027.
- [35] J. Tropp, “An introduction to matrix concentration inequalities,” *Found. Trends Mach. Learn.*, vol. 8, no. 1-2, pp. 1–230, 2015.
- [36] R. A. Horn and C. R. Johnson, *Matrix Analysis*. Cambridge, 1985.
- [37] M. Rudelson and R. Vershynin, “Hanson-Wright inequality and sub-Gaussian concentration,” *Electron. Commun. Probab.*, vol. 18, 2013.
- [38] R. Vershynin, *High-Dimensional Probability, An Introduction with Applications in Data Science*. Cambridge, 2018, 296 pp., ISBN: 1108415199.

A Notation

For convenience in reading, we collect all notation that is used for the proofs in Table 1.

In addition, we will use many different norms. For a function $f: X \rightarrow \mathbf{R}$, $\|f\|_{L_p} := \left(\mathbf{E}_{x \sim \mu} |f(x)|^p \right)^{1/p}$.

For $f \in \mathcal{H}$, $\|f\|_{\mathcal{H}} = \|\mathcal{T}^{-1/2} f\|_{L_2}$ is the RKHS norm. For $u \in \mathbf{R}^n$, $\|u\|_{\ell_2}$ is the standard Euclidean norm. We denote the L_2 , \mathcal{H} , and ℓ_2 inner products by $\langle \cdot, \cdot \rangle_{L_2}$, $\langle \cdot, \cdot \rangle_{\mathcal{H}}$, and $\langle \cdot, \cdot \rangle_{\ell_2}$, respectively.

$\|\cdot\|_{L_2}$, $\|\cdot\|_{\mathcal{H}}$, and $\|\cdot\|_{\ell_2}$ also denote operator norms when applied to operators from the corresponding Hilbert space to itself. We will write the operator norm of an operator $T: H_1 \rightarrow H_2$ (for any Hilbert spaces H_1 and H_2) with respect to the H_1 and H_2 norms as $\|T\|_{H_1 \rightarrow H_2}$. Similarly, $\|T\|_{HS, H_1 \rightarrow H_2}$ refers to the Hilbert-Schmidt norm of T with respect to the H_1 and H_2 inner products.

Symbol(s)	Definition(s)	Description
k_x	$k_x = k(\cdot, x)$	Kernel function centered at x
\mathcal{T}	$\mathcal{T}(f) = \int f(x) k_x d\mu(x)$	Integral operator of kernel k
$\{(\lambda_\ell, v_\ell)\}_{\ell=1}^\infty$	$\mathcal{T}(f) = \sum_{\ell=1}^\infty \lambda_\ell \langle f, v_\ell \rangle_{L_2} v_\ell$, $\lambda_1 \geq \lambda_2 \geq \dots$	Eigenvalue decomposition of \mathcal{T}
\mathcal{A}	$\mathcal{A}(f) = \begin{bmatrix} f(x_1) \\ \vdots \\ f(x_n) \end{bmatrix}$	Sampling operator from \mathcal{H} to \mathbf{R}^n
\mathcal{A}^*	$\mathcal{A}^*(z) = \sum_{i=1}^n z_i k_{x_i}$	Adjoint of \mathcal{A} w.r.t \mathcal{H} and ℓ_2 inner products
G, G^\perp	$G = \text{span}\{v_1, \dots, v_p\}$	Span of first p eigenfunctions of \mathcal{T} (and its complement)
$\mathcal{I} (\mathcal{I}_G)$		Identity operator (restricted to G)
$\mathcal{T}_G, \mathcal{T}_{G^\perp}$	$\mathcal{T}_G = \mathcal{T} \mathcal{P}_G$, $\mathcal{T}_{G^\perp} = \mathcal{T} \mathcal{P}_{G^\perp}$	\mathcal{T} restricted to G and G^\perp
$\mathcal{A}_G, \mathcal{R}$	$\mathcal{A}_G = \mathcal{A} \mathcal{P}_G$, $\mathcal{R} = \mathcal{A} \mathcal{P}_{G^\perp}$	Restrictions of sampling operator to G, G^\perp
$\mathcal{C}, \mathcal{C}^*$	$\mathcal{C} = \mathcal{A}_G$, $\mathcal{C}^* = \mathcal{T}_G^{-1} \mathcal{A}_G^*$	Sampling operator and its adjoint on G w.r.t. L_2 inner product on G
α		Explicit regularization parameter
α_L, α_U	$\alpha_L I_n \preceq \alpha I_n + \mathcal{R} \mathcal{R}^* \preceq \alpha_U I_n$	Lower and upper bounds on explicit+implicit regularization
$\bar{\alpha}, \tilde{\alpha}$	$\bar{\alpha} = \frac{2\alpha_U \alpha_L}{\alpha_U + \alpha_L}$, $\tilde{\alpha} = \frac{\alpha_U + \alpha_L}{2}$	Harmonic and arithmetic means of α_U, α_L
\mathcal{B}	$\mathcal{B} = (\mathcal{I}_G + \mathcal{A}_G^* (\alpha + \mathcal{R} \mathcal{R}^*)^{-1} \mathcal{A}_G)^{-1}$	Bias operator on G
\mathcal{S}	$\mathcal{S} = \mathcal{I}_G - \mathcal{B}$	Kernel regression operator (“survival”) on G
$\bar{\mathcal{B}}$	$\bar{\mathcal{B}} = (\mathcal{I}_G + \frac{n}{\bar{\alpha}} \mathcal{T}_G)^{-1}$	Idealized approximation to bias \mathcal{B}
$\bar{\mathcal{S}}$	$\bar{\mathcal{S}} = \mathcal{I}_G - \bar{\mathcal{B}} = \frac{n}{\bar{\alpha}} \mathcal{T}_G (\mathcal{I}_G + \frac{n}{\bar{\alpha}} \mathcal{T}_G)^{-1}$	Idealized approximation to survival \mathcal{S}

Table 1: Notation

B Proofs of deterministic-sample results

We begin with the proofs of the deterministic-sample results (Theorems 1 and 2).

In this section, we will often abbreviate scaled identity operators such as $a\mathcal{I}_n$, $a\mathcal{I}$, $a\mathcal{I}_G$, $a\mathcal{I}_G^\perp$ by the number a . The meaning should be clear from context.

B.1 Bias

The main technical challenge for proving Theorem 1 is bounding the approximation error between the “ideal” bias operator $\bar{\mathcal{B}} = (\mathcal{I}_G + \frac{n}{\bar{\alpha}}\mathcal{T}_G)^{-1}$ (discussed in Section 2.4) and the actual bias, which turns out to be $\mathcal{B} := (\mathcal{I}_G + \mathcal{A}_G^*(\alpha + \mathcal{R}\mathcal{R}^*)^{-1}\mathcal{A}_G)^{-1}$ (derived in the proof of Theorem 1 below). The following result quantifies this error.

Lemma 6. *Under the conditions of Theorem 1,*

$$\|\mathcal{B} - \bar{\mathcal{B}}\|_{\mathcal{H} \rightarrow L_2} \leq \frac{c}{1-c} \|\bar{\mathcal{B}}\|_{\mathcal{H} \rightarrow L_2},$$

where $c < 1$ is an upper bound on the quantity $\frac{\alpha_U - \alpha_L}{\alpha_U + \alpha_L} + \frac{2}{n} \|\mathcal{C}^*\mathcal{C} - n\mathcal{I}_G\|_{L_2}$ (as defined in Theorem 1).

Proof. Recall that we have assumed

$$\frac{\alpha_U - \alpha_L}{\alpha_U + \alpha_L} + \frac{2}{n} \|\mathcal{C}^*\mathcal{C} - n\mathcal{I}_G\|_{L_2} \leq c < 1.$$

A standard perturbation argument (e.g., [36, p. 335]) gives

$$\begin{aligned} \mathcal{B} - \bar{\mathcal{B}} &= \sum_{i=1}^{\infty} (-1)^i \left[\bar{\mathcal{B}} \left(\mathcal{A}_G^*(\alpha + \mathcal{R}\mathcal{R}^*)^{-1}\mathcal{A}_G - \frac{n}{\bar{\alpha}}\mathcal{T}_G \right) \right]^i \bar{\mathcal{B}} \\ &= \left(\sum_{i=1}^{\infty} (-1)^i \left[\left(\mathcal{T}_G^{-1} + \frac{n}{\bar{\alpha}}\mathcal{I}_G \right)^{-1} \left(\mathcal{C}^*(\alpha + \mathcal{R}\mathcal{R}^*)^{-1}\mathcal{C} - \frac{n}{\bar{\alpha}}\mathcal{I}_G \right) \right]^i \right) \bar{\mathcal{B}} \end{aligned}$$

as long as the operator norm (in any space) of the bracketed operator $(\mathcal{T}_G^{-1} + \frac{n}{\bar{\alpha}}\mathcal{I}_G)^{-1}(\mathcal{C}^*(\alpha + \mathcal{R}\mathcal{R}^*)^{-1}\mathcal{C} - \frac{n}{\bar{\alpha}}\mathcal{I}_G)$ is strictly less than 1.

We now show that this is the case. We have

$$\begin{aligned} \left\| \mathcal{C}^*(\alpha + \mathcal{R}\mathcal{R}^*)^{-1}\mathcal{C} - \frac{n}{\bar{\alpha}}\mathcal{I}_G \right\|_{L_2} &\leq \left\| \mathcal{C}^* \left((\alpha + \mathcal{R}\mathcal{R}^*)^{-1} - \frac{1}{\bar{\alpha}} \right) \mathcal{C} \right\|_{L_2} + \frac{1}{\bar{\alpha}} \|\mathcal{C}^*\mathcal{C} - n\mathcal{I}_G\|_{L_2} \\ &\leq \|\mathcal{C}\|_{L_2 \rightarrow \ell_2}^2 \max \left\{ \left| \frac{1}{\alpha_L} - \frac{1}{\bar{\alpha}} \right|, \left| \frac{1}{\alpha_U} - \frac{1}{\bar{\alpha}} \right| \right\} + \frac{1}{\bar{\alpha}} \|\mathcal{C}^*\mathcal{C} - n\mathcal{I}_G\|_{L_2} \\ &\leq \frac{\alpha_U - \alpha_L}{2\alpha_U\alpha_L} (n + \|\mathcal{C}^*\mathcal{C} - n\mathcal{I}_G\|_{L_2}) + \frac{1}{\bar{\alpha}} \|\mathcal{C}^*\mathcal{C} - n\mathcal{I}_G\|_{L_2}, \end{aligned}$$

where the first and third inequalities use the triangle inequality, and the second inequality uses $\alpha_L \preceq \alpha + \mathcal{R}\mathcal{R}^* \preceq \alpha_U$. Then, since

$$\left\| \left(\mathcal{T}_G^{-1} + \frac{n}{\bar{\alpha}}\mathcal{I}_G \right)^{-1} \right\|_{L_2} \leq \frac{\bar{\alpha}}{n},$$

we have

$$\begin{aligned}
& \left\| \left(\mathcal{T}_G^{-1} + \frac{n}{\bar{\alpha}} \mathcal{I}_G \right)^{-1} \left(\mathcal{C}^* (\alpha + \mathcal{R}\mathcal{R}^*)^{-1} \mathcal{C} - \frac{n}{\bar{\alpha}} \mathcal{I}_G \right) \right\|_{L_2} \\
& \leq \frac{\alpha_U - \alpha_L}{\alpha_U + \alpha_L} + \left(1 + \frac{\alpha_U - \alpha_L}{\alpha_U + \alpha_L} \right) \cdot \frac{1}{n} \|\mathcal{C}^* \mathcal{C} - n \mathcal{I}_G\|_{L_2} \\
& \leq \frac{\alpha_U - \alpha_L}{\alpha_U + \alpha_L} + \frac{2}{n} \|\mathcal{C}^* \mathcal{C} - n \mathcal{I}_G\|_{L_2} \\
& \leq c.
\end{aligned}$$

Since $c < 1$, the rest of the bound follows via the expression for the infinite sum of a geometric series. \square

We are now ready to prove our main deterministic bias result (Theorem 1).

Proof of Theorem 1. Since $f^* \in G$, the full expression for the noiseless regression estimate is

$$\hat{f}_0 = \begin{bmatrix} \mathcal{A}_G^* \\ \mathcal{R}^* \end{bmatrix} (\alpha + \mathcal{A}_G \mathcal{A}_G^* + \mathcal{R}\mathcal{R}^*)^{-1} \mathcal{A}_G f^*.$$

The pushthrough identity gives

$$\begin{aligned}
(\alpha + \mathcal{A}_G \mathcal{A}_G^* + \mathcal{R}\mathcal{R}^*)^{-1} \mathcal{A}_G &= (\alpha + \mathcal{R}\mathcal{R}^*)^{-1} (I_n + \mathcal{A}_G \mathcal{A}_G^* (\alpha + \mathcal{R}\mathcal{R}^*)^{-1})^{-1} \mathcal{A}_G \\
&= (\alpha + \mathcal{R}\mathcal{R}^*)^{-1} \mathcal{A}_G (\mathcal{I}_G + \mathcal{A}_G^* (\alpha + \mathcal{R}\mathcal{R}^*)^{-1} \mathcal{A}_G)^{-1}.
\end{aligned}$$

This gives

$$\begin{aligned}
\mathcal{P}_G(\hat{f}_0) &= \mathcal{A}_G^* (\alpha + \mathcal{R}\mathcal{R}^*)^{-1} \mathcal{A}_G (\mathcal{I}_G + \mathcal{A}_G^* (\alpha + \mathcal{R}\mathcal{R}^*)^{-1} \mathcal{A}_G)^{-1} f^* \\
&= (\mathcal{I}_G - (\mathcal{I}_G + \mathcal{A}_G^* (\alpha + \mathcal{R}\mathcal{R}^*)^{-1} \mathcal{A}_G)^{-1}) f^*
\end{aligned}$$

and

$$\mathcal{P}_{G^\perp}(\hat{f}_0) = \mathcal{R}^* (\alpha + \mathcal{R}\mathcal{R}^*)^{-1} \mathcal{A}_G (\mathcal{I}_G + \mathcal{A}_G^* (\alpha + \mathcal{R}\mathcal{R}^*)^{-1} \mathcal{A}_G)^{-1} f^*.$$

We denote the actual bias and survival operators on G as

$$\begin{aligned}
\mathcal{B} &= (\mathcal{I}_G + \mathcal{A}_G^* (\alpha + \mathcal{R}\mathcal{R}^*)^{-1} \mathcal{A}_G)^{-1}, \text{ and} \\
\mathcal{S} &= \mathcal{I}_G - \mathcal{B}.
\end{aligned}$$

We then have

$$\mathcal{P}_G(\hat{f}_0) = \mathcal{S} f^*,$$

and

$$\mathcal{P}_{G^\perp}(\hat{f}_0) = \mathcal{R}^* (\alpha + \mathcal{R}\mathcal{R}^*)^{-1} \mathcal{A}_G \mathcal{B} f^*.$$

Clearly, $\|f^* - \mathcal{P}_G(\hat{f}_0)\|_{L_2} = \|\mathcal{B} f^*\|_{L_2} \leq \|\mathcal{B}\|_{\mathcal{H} \rightarrow L_2} \|f^*\|_{\mathcal{H}}$. To bound $\|\mathcal{P}_{G^\perp}(\hat{f}_0)\|_{L_2}$, note that (recalling $\mathcal{C} = \mathcal{A}_G$)

$$\|\mathcal{R}^* (\alpha + \mathcal{R}\mathcal{R}^*)^{-1} \mathcal{A}_G\|_{L_2} \leq \|\mathcal{I}_{G^\perp}\|_{\mathcal{H} \rightarrow L_2} \cdot \|\mathcal{R}^* (\alpha + \mathcal{R}\mathcal{R}^*)^{-1}\|_{\ell_2 \rightarrow \mathcal{H}} \cdot \|\mathcal{C}\|_{L_2 \rightarrow \ell_2}.$$

Note that $\|\mathcal{I}_{G^\perp}\|_{\mathcal{H} \rightarrow L_2} = \|\mathcal{T}_{G^\perp}^{1/2}\|_{\mathcal{H}} = \sqrt{\lambda_{p+1}}$, and

$$\|\mathcal{C}\|_{L_2 \rightarrow \ell_2}^2 = \|\mathcal{C}^* \mathcal{C}\|_{L_2} \approx \|n \mathcal{I}_G\|_{L_2} = n.$$

Furthermore, note that the singular values (from ℓ_2 to \mathcal{H}) of the operator $\mathcal{R}^*(\alpha + \mathcal{R}\mathcal{R}^*)^{-1}$ are

$$\frac{\sqrt{\lambda_k(\mathcal{R}\mathcal{R}^*)}}{\alpha + \lambda_k(\mathcal{R}\mathcal{R}^*)} \leq \frac{1}{\sqrt{\alpha + \lambda_k(\mathcal{R}\mathcal{R}^*)}} \leq \frac{1}{\sqrt{\alpha_L}}, \quad k = 1, \dots, n,$$

where $\lambda_k(S)$ denotes the k th eigenvalue of a symmetric matrix S . Therefore,

$$\|\mathcal{R}^*(\alpha + \mathcal{R}\mathcal{R}^*)^{-1}\mathcal{A}_G\|_{L_2} \lesssim \sqrt{\lambda_{p+1}} \cdot \frac{1}{\sqrt{\alpha_L}} \cdot \sqrt{n} = \sqrt{\frac{n\lambda_{p+1}}{\alpha_L}}.$$

Noting that $\bar{\alpha} \leq 2\alpha_L$, we have

$$\|\hat{f}_0 - f^*\|_{L_2} \lesssim \left(1 + \sqrt{\frac{n\lambda_{p+1}}{\bar{\alpha}}}\right) \|\mathcal{B}\|_{\mathcal{H} \rightarrow L_2} \|f^*\|_{\mathcal{H}}.$$

Lemma 6 gives

$$\|\mathcal{B}\|_{\mathcal{H} \rightarrow L_2} \leq \|\bar{\mathcal{B}}\|_{\mathcal{H} \rightarrow L_2} + \|\mathcal{B} - \bar{\mathcal{B}}\|_{\mathcal{H} \rightarrow L_2} \leq \frac{1}{1-c} \|\bar{\mathcal{B}}\|_{\mathcal{H} \rightarrow L_2}.$$

Also, one can also easily check that $\|\mathcal{B}\|_{\mathcal{H}} \leq 1$, and therefore $\|\mathcal{B}\|_{\mathcal{H} \rightarrow L_2} \leq \sqrt{\lambda_1}$. Thus

$$\|\mathcal{B}\|_{\mathcal{H} \rightarrow L_2} \leq \min \left\{ \sqrt{\lambda_1}, \frac{1}{1-c} \|\bar{\mathcal{B}}\|_{\mathcal{H} \rightarrow L_2} \right\}$$

Using the fact that $\|\bar{\mathcal{B}}\|_{\mathcal{H} \rightarrow L_2} \lesssim \min \left\{ \sqrt{\frac{\bar{\alpha}}{n}}, \frac{\bar{\alpha}}{n\sqrt{\lambda_p}} \right\}$ completes the proof. \square

With the proof of Theorem 1 complete, recall that we introduced a more refined expression for the estimation error due to bias in Lemma 5 for the purpose of bounding classification error. Note that the proof of Lemma 5 is a very simple modification of the preceding proof. The error in G^\perp is bounded the same way. For the error in G , we bound the norm of $(\mathcal{S} - \bar{\mathcal{S}})f^* = (\bar{\mathcal{B}} - \mathcal{B})f^*$ instead of $f^* - \mathcal{S}f^* = \mathcal{B}f^*$, and therefore we replace $\|\mathcal{B}\|_{\mathcal{H} \rightarrow L_2}$ by $\|\bar{\mathcal{B}} - \mathcal{B}\|_{\mathcal{H} \rightarrow L_2}$ in the bound.

B.2 Variance

Recall that $\alpha_L \preceq \alpha + \mathcal{R}\mathcal{R}^* \preceq \alpha_U$ and $\tilde{\alpha} = \frac{\alpha_U + \alpha_L}{2}$. Also recall the formula

$$\epsilon = \mathcal{A}^*(\alpha + \mathcal{A}\mathcal{A}^*)^{-1}\xi.$$

To allow us to replace $\alpha + \mathcal{A}\mathcal{A}^*$ with $\tilde{\alpha} + \mathcal{A}_G\mathcal{A}_G^*$, we need the following result:

Lemma 7.

$$\|(\tilde{\alpha} + \mathcal{A}_G\mathcal{A}_G^*)(\alpha + \mathcal{A}\mathcal{A}^*)^{-1}\|_{\ell_2} \leq \frac{1}{2} \left(\frac{\alpha_U}{\alpha_L} + 1 \right).$$

Proof. Since $(\alpha + \mathcal{A}\mathcal{A}^*) - (\tilde{\alpha} + \mathcal{A}_G\mathcal{A}_G^*) = \alpha + \mathcal{R}\mathcal{R}^* - \tilde{\alpha}$, another perturbation expansion (see Appendix B.1) gives

$$(\tilde{\alpha} + \mathcal{A}_G\mathcal{A}_G^*)^{-1} - (\alpha + \mathcal{A}\mathcal{A}^*)^{-1} = \sum_{k=1}^{\infty} (-1)^{k+1} (\tilde{\alpha} + \mathcal{A}_G\mathcal{A}_G^*)^{-1} [(\alpha + \mathcal{R}\mathcal{R}^* - \tilde{\alpha})(\tilde{\alpha} + \mathcal{A}_G\mathcal{A}_G^*)^{-1}]^k,$$

which is valid since $\alpha_L \preceq \alpha + \mathcal{R}\mathcal{R}^* \preceq \alpha_U$ implies

$$\|(\alpha + \mathcal{R}\mathcal{R}^* - \tilde{\alpha})(\tilde{\alpha} + \mathcal{A}_G\mathcal{A}_G^*)^{-1}\|_{\ell_2} \leq \frac{1}{\tilde{\alpha}} \cdot \frac{\alpha_U - \alpha_L}{2} = \frac{\alpha_U - \alpha_L}{\alpha_U + \alpha_L} < 1.$$

Then

$$I_n - (\tilde{\alpha} + \mathcal{A}_G\mathcal{A}_G^*)(\alpha + \mathcal{A}\mathcal{A}^*)^{-1} = \sum_{k=1}^{\infty} (-1)^{k+1} [(\alpha + \mathcal{R}\mathcal{R}^* - \tilde{\alpha})(\tilde{\alpha} + \mathcal{A}_G\mathcal{A}_G^*)^{-1}]^k.$$

We apply the triangle inequality to get

$$\begin{aligned} \|(\tilde{\alpha} + \mathcal{A}_G\mathcal{A}_G^*)(\alpha + \mathcal{A}\mathcal{A}^*)^{-1}\|_{\ell_2} &\leq \|I_n\|_{\ell_2} + \sum_{k=1}^{\infty} \|(\alpha + \mathcal{R}\mathcal{R}^* - \tilde{\alpha})(\tilde{\alpha} + \mathcal{A}_G\mathcal{A}_G^*)^{-1}\|_{\ell_2}^k \\ &\leq 1 + \sum_{i=1}^{\infty} \left(\frac{\alpha_U - \alpha_L}{\alpha_U + \alpha_L}\right)^i \\ &= \frac{1}{2} \left(\frac{\alpha_U}{\alpha_L} + 1\right). \end{aligned}$$

□

We can now prove the main ‘‘variance’’ error bound:

Proof of Theorem 2. Since $\text{var}(\xi_i) \leq \sigma^2$ for each i , we have

$$\begin{aligned} \mathbf{E}_{\xi} \|\epsilon\|_{L_2}^2 &\leq \sigma^2 \|\mathcal{A}^*(\alpha + \mathcal{A}\mathcal{A}^*)^{-1}\|_{HS, \ell_2 \rightarrow L_2}^2 \\ &= \sigma^2 \|\mathcal{A}^*(\tilde{\alpha} + \mathcal{A}_G\mathcal{A}_G^*)^{-1}(\tilde{\alpha} + \mathcal{A}_G\mathcal{A}_G^*)(\alpha + \mathcal{A}\mathcal{A}^*)^{-1}\|_{HS, \ell_2 \rightarrow L_2}^2 \\ &\leq \frac{\sigma^2}{4} \left(\frac{\alpha_U}{\alpha_L} + 1\right)^2 \|\mathcal{A}^*(\tilde{\alpha} + \mathcal{A}_G\mathcal{A}_G^*)^{-1}\|_{HS, \ell_2 \rightarrow L_2}^2, \end{aligned}$$

where the last inequality substitutes Lemma 7. Furthermore, we have

$$\begin{aligned} \|\mathcal{A}^*(\tilde{\alpha} + \mathcal{A}_G\mathcal{A}_G^*)^{-1}\|_{HS, \ell_2 \rightarrow L_2}^2 &= \|\mathcal{A}_G^*(\tilde{\alpha} + \mathcal{A}_G\mathcal{A}_G^*)^{-1}\|_{HS, \ell_2 \rightarrow L_2}^2 + \|\mathcal{R}^*(\tilde{\alpha} + \mathcal{A}_G\mathcal{A}_G^*)^{-1}\|_{HS, \ell_2 \rightarrow L_2}^2 \\ &\leq \|(\tilde{\alpha} + \mathcal{A}_G^*\mathcal{A}_G)^{-1}\mathcal{A}_G^*\|_{HS, \ell_2 \rightarrow L_2}^2 + \frac{\text{tr}_{L_2}(\mathcal{R}^*\mathcal{R})}{\tilde{\alpha}^2} \\ &= \|(\tilde{\alpha}\mathcal{T}_G^{-1} + \mathcal{C}^*\mathcal{C})^{-1}\mathcal{C}^*\|_{HS, \ell_2 \rightarrow L_2}^2 + \frac{\text{tr}_{L_2}(\mathcal{R}^*\mathcal{R})}{\tilde{\alpha}^2} \\ &\lesssim \frac{p}{n} + \frac{\text{tr}_{L_2}(\mathcal{R}^*\mathcal{R})}{\tilde{\alpha}^2}, \end{aligned}$$

where the last inequality is due to the fact that \mathcal{C} is an $n \times p$ -dimensional operator, all of whose singular values are close to \sqrt{n} .

Therefore,

$$\mathbf{E}_{\xi} \|\epsilon\|_{L_2}^2 \lesssim \sigma^2 \left(\frac{\alpha_U}{\alpha_L} + 1\right)^2 \left(\frac{p}{n} + \frac{\text{tr}_{L_2}(\mathcal{R}^*\mathcal{R})}{\tilde{\alpha}^2}\right).$$

□

B.2.1 High-probability noise bounds

If the ξ_i 's are sub-Gaussian, we could use the Hanson-Wright inequality for sub-Gaussian random vectors (see, e.g., [37]) to get a high-probability bound in Theorem 2,

Note that we can write

$$\|\epsilon\|_{L_2}^2 = \langle Z\xi, \xi \rangle_{\ell_2},$$

where

$$Z = (\alpha + \mathcal{A}\mathcal{A}^*)^{-1} \mathcal{A}\mathcal{T}\mathcal{A}^* (\alpha + \mathcal{A}\mathcal{A}^*)^{-1}.$$

We have already calculated an upper bound on the expectation of this quadratic form. To use the Hanson-Wright inequality to bound the upper tail, we need to bound both $\|Z\|_{\ell_2}$ and $\|Z\|_{\text{HS}}$ (where $\|Z\|_{\text{HS}}$ is the Hilbert-Schmidt norm with respect to the Euclidean inner product, also known as the Frobenius norm). By a similar argument as before, we have

$$\|Z\|_{\ell_2} \leq \frac{1}{4} \left(\frac{\alpha_U}{\alpha_L} + 1 \right)^2 \|\tilde{Z}\|_{\ell_2},$$

and

$$\|Z\|_{\text{HS}} \leq \frac{1}{4} \left(\frac{\alpha_U}{\alpha_L} + 1 \right)^2 \|\tilde{Z}\|_{\text{HS}},$$

where

$$\begin{aligned} \tilde{Z} &= (\tilde{\alpha} + \mathcal{A}_G \mathcal{A}_G^*)^{-1} \mathcal{A}\mathcal{T}\mathcal{A}^* (\tilde{\alpha} + \mathcal{A}_G \mathcal{A}_G^*)^{-1} \\ &= \underbrace{(\tilde{\alpha} + \mathcal{A}_G \mathcal{A}_G^*)^{-1} \mathcal{A}_G \mathcal{T}_G \mathcal{A}_G^* (\tilde{\alpha} + \mathcal{A}_G \mathcal{A}_G^*)^{-1}}_{\tilde{Z}_G} + \underbrace{(\tilde{\alpha} + \mathcal{A}_G \mathcal{A}_G^*)^{-1} \mathcal{R} \mathcal{T}_{G^\perp} \mathcal{R}^* (\tilde{\alpha} + \mathcal{A}_G \mathcal{A}_G^*)^{-1}}_{\tilde{Z}_{G^\perp}}. \end{aligned}$$

Note that

$$\tilde{Z}_G = \mathcal{A}_G (\tilde{\alpha} + \mathcal{A}_G^* \mathcal{A}_G)^{-1} \mathcal{T}_G (\tilde{\alpha} + \mathcal{A}_G^* \mathcal{A}_G)^{-1} \mathcal{A}_G^* = \mathcal{C} (\tilde{\alpha} \mathcal{T}_G^{-1} + \mathcal{C}^* \mathcal{C})^{-2} \mathcal{C}^*.$$

By a similar argument as before (in which we were effectively calculating the trace of \tilde{Z}_G), we have $\|\tilde{Z}_G\|_{\ell_2} \lesssim \frac{1}{n}$ and $\|\tilde{Z}_G\|_{\text{HS}} \lesssim \frac{\sqrt{p}}{n}$.

Similarly, $\|\tilde{Z}_{G^\perp}\|_{\ell_2} \leq \frac{1}{\tilde{\alpha}^2} \|\mathcal{R} \mathcal{T}_{G^\perp} \mathcal{R}^*\|_{\ell_2}$, and $\|\tilde{Z}_{G^\perp}\|_{\text{HS}} \leq \frac{1}{\tilde{\alpha}^2} \|\mathcal{R} \mathcal{T}_{G^\perp} \mathcal{R}^*\|_{\text{HS}}$.

C Proofs of operator concentration results

Proof of Lemma 1. Let $\text{diag}(Z)$ denote the projection of Z onto the space of diagonal matrices, and let $\text{diag}^\perp(Z)$ denote the orthogonal projection (i.e., onto the space of matrices with zero diagonal). Note that

$$\begin{aligned} \|\mathcal{R}\mathcal{R}^* - (\text{tr } \mathcal{T}_{G^\perp}) I_n\| &\leq \|\text{diag}^\perp(\mathcal{R}\mathcal{R}^*)\| + \|\text{diag}(\mathcal{R}\mathcal{R}^*) - (\text{tr } \mathcal{T}_{G^\perp}) I_n\| \\ &\leq \|\text{diag}^\perp(\mathcal{R}\mathcal{R}^*)\|_{\text{HS}} + \max_i |k^R(x_i, x_i) - \text{tr } \mathcal{T}_{G^\perp}| \\ &\leq \sqrt{\sum_{i \neq j} (k^R(x_i, x_j))^2} + \|k^R(\cdot, \cdot) - \text{tr } \mathcal{T}_{G^\perp}\|_\infty. \end{aligned}$$

Squaring, taking an expectation, and noting that

$$\mathbf{E}_{x, y \stackrel{\text{i.i.d.}}{\sim} \mu} (k^R(x, y))^2 = \text{tr}(\mathcal{T}_{G^\perp}^2)$$

completes the proof. \square

Proof of Lemma 2. We have

$$\begin{aligned}\mathrm{tr}_{L_2}(\mathcal{R}^*\mathcal{R}) &= \sum_{i=1}^n \mathrm{tr}_{L_2}(k_{x_i}^R \otimes k_{x_i}^R) \\ &= \sum_{i=1}^n \|k_{x_i}^R\|_{L_2}^2 \\ &= \sum_{i=1}^n \sum_{\ell > p} \lambda_\ell^2 v_\ell^2(x_i).\end{aligned}$$

Taking an expectation completes the proof. \square

Proof of Lemma 3. We can write the operator $\mathcal{C}^*\mathcal{C}$ as a sum of independent random operators:

$$\mathcal{C}^*\mathcal{C} = \sum_{i=1}^n z(x_i) \otimes z(x_i),$$

where

$$z(x) := \sum_{\ell=1}^p v_\ell(x) v_\ell.$$

Note that the BOS condition implies $\|z(x)\|_{L_2}^2 \leq Cp$ almost surely in x . We also have $\mathbf{E} z(x) \otimes z(x) = \mathcal{I}_G$ for $x \sim \mu$.

We use a matrix Bernstein inequality [35, Theorem 6.6.1] to analyze the zero-mean sum

$$\mathcal{C}^*\mathcal{C} - n\mathcal{I}_G = \sum_{i=1}^p (z(x_i) \otimes z(x_i) - \mathbf{E} z(x_i) \otimes z(x_i)).$$

Writing $X_i = z(x_i) \otimes z(x_i) - \mathbf{E} z(x_i) \otimes z(x_i)$, we have $\|X_i\|_{L_2} \leq Cp$ almost surely, and

$$\mathbf{E} X_i^2 \preceq \mathbf{E} (z(x_i) \otimes z(x_i))^2 = \mathbf{E} \|z(x_i)\|_{L_2}^2 z(x_i) \otimes z(x_i) \preceq Cp \mathbf{E} z(x_i) \otimes z(x_i) = Cp\mathcal{I}_G.$$

The Bernstein inequality then gives that for any $t > 0$, with probability at least $1 - e^{-t}$,

$$\|\mathcal{C}^*\mathcal{C} - n\mathcal{I}_G\|_{L_2} = \left\| \sum_{i=1}^n X_i \right\|_{L_2} \lesssim \sqrt{Cpn(t + \log p)} + Cp(t + \log p).$$

\square

Proof of Lemma 4. For $z \in \mathbf{R}^n$, we have

$$\langle \mathcal{R}\mathcal{R}^* z, z \rangle = \sum_{\ell > p} \lambda_\ell \langle w_\ell, z \rangle^2.$$

By our assumptions, this is the sum of independent random variables.

If $\|z\|_{\ell_2} = 1$, then, for each ℓ , $\langle w_\ell, z \rangle^2$ is sub-exponential (as the square of a sub-Gaussian variable; since the sub-Gaussian norm is bounded, so is the sub-exponential norm), $\mathbf{E} \langle w_\ell, z \rangle^2 = 1$, and $\mathbf{E} \langle w_\ell, z \rangle^4 \lesssim 1$.

Note that in this case, $\mathbf{E}\langle \mathcal{R}\mathcal{R}^* z, z \rangle = \text{tr } \mathcal{T}_{G^\perp} = \langle (\text{tr } \mathcal{T}_{G^\perp}) I_n z, z \rangle$, and

$$\begin{aligned} \mathbf{E}(\langle \mathcal{R}\mathcal{R}^* z, z \rangle - \mathbf{E}\langle \mathcal{R}\mathcal{R}^* z, z \rangle)^2 &= \sum_{\ell > p} \lambda_\ell^2 \mathbf{E}(\langle w_\ell, z \rangle^2 - \mathbf{E}\langle w_\ell, z \rangle^2)^2 \\ &\lesssim \sum_{\ell > p} \lambda_\ell^2. \end{aligned}$$

A Bernstein inequality then implies that for $t > 0$, with probability at least $1 - e^{-t}$, we have

$$|\langle \mathcal{R}\mathcal{R}^* z, z \rangle - \text{tr } \mathcal{T}_{G^\perp}| \lesssim \sqrt{\left(\sum_{\ell > p} \lambda_\ell^2 \right) t} + \lambda_{p+1} t.$$

By a standard covering argument (e.g., [38, Exercise 4.4.3]), we then obtain, with probability at least $1 - e^{-t}$,

$$\max_{z \in S^{n-1}} |\langle \mathcal{R}\mathcal{R}^* z, z \rangle - \text{tr } \mathcal{T}_{G^\perp}| \lesssim \sqrt{\left(\sum_{\ell > p} \lambda_\ell^2 \right) (n+t)} + \lambda_{p+1} (n+t),$$

where S^{n-1} is the unit sphere in \mathbf{R}^n . □

D Tightness of general feature results

With no independence assumptions on the features $\{v_\ell(x)\}_\ell$, our general results require $d \gtrsim n^2$ in order to upper and lower bound the residual Gram matrix $\mathcal{R}\mathcal{R}^*$ by constant multiples of the identity. The following theorem shows that for Fourier features, $d \gtrsim n^2$ is in fact a necessary condition, i.e. if $d = o(n^2)$, then the condition number of $\mathcal{R}\mathcal{R}^*$ grows as $n \rightarrow \infty$.

Theorem 3. *Consider the case of Fourier features with bi-level eigenvalues, i.e. $v_\ell \in L_2([0, 1])$ for $\ell = -d, \dots, d$, which are defined by $v_\ell(x) = e^{j2\pi\ell x}$ for $x \in [0, 1]$, and $\lambda_\ell = 1$ for $|\ell| \leq p$, $\lambda_\ell = \gamma \in (0, 1)$ for $p < |\ell| \leq d$. Then, for any constant $\tau > 0$, the residual Gram matrix $\mathcal{R}\mathcal{R}^*$ satisfies*

$$\frac{\lambda_{\max}(\mathcal{R}\mathcal{R}^*)}{\lambda_{\min}(\mathcal{R}\mathcal{R}^*)} \gtrsim \frac{n^4}{\tau^2 d^2}$$

with probability at least $1 - e^{-\tau}$.

Intuitively, if there exist distinct indices $i, i' = 1, \dots, n$ such that x_i and $x_{i'}$ are very close together, then the i -th and i' -th columns (and rows) of $\mathcal{R}\mathcal{R}^*$ are nearly identical, and thus, $\mathcal{R}\mathcal{R}^*$ is nearly rank-deficient. We now make this argument rigorous.

Proof. First, pick any two indices $i, i' \in \{1, \dots, n\}$ with $i \neq i'$ and consider the 2×2 submatrix of $\mathcal{R}\mathcal{R}^*$ formed by the i -th and i' -th rows and columns, i.e.,

$$(\mathcal{R}\mathcal{R}^*)_{\text{sub}} := \begin{bmatrix} k^R(x_i, x_i) & k^R(x_i, x_{i'}) \\ k^R(x_{i'}, x_i) & k^R(x_{i'}, x_{i'}) \end{bmatrix}.$$

The kernel restricted to G^\perp is given by

$$\begin{aligned}
k^R(x, y) &= \sum_{p < |\ell| \leq d} \lambda_\ell v_\ell(x) \overline{v_\ell(y)} \\
&= \sum_{p < |\ell| \leq d} \gamma e^{\mathbf{j}2\pi\ell(x-y)} \\
&= \gamma \frac{\sin[(2d+1)\pi(x-y)] - \sin[(2p+1)\pi(x-y)]}{\sin[\pi(x-y)]}.
\end{aligned}$$

Hence, $k^R(x_i, x_i) = k^R(x_{i'}, x_{i'}) = 2(d-p)\gamma$.

Furthermore, using the inequality $2 \cos \theta \geq 2 - \theta^2$ for $\theta \in \mathbf{R}$, we have

$$\begin{aligned}
\frac{\sin[(2d+1)\pi t] - \sin[(2p+1)\pi t]}{\sin[\pi t]} &= \sum_{p < |\ell| \leq d} e^{\mathbf{j}2\pi\ell t} \\
&= \sum_{\ell=p+1}^d 2 \cos(2\pi\ell t) \\
&\geq \sum_{\ell=p+1}^d [2 - (2\pi\ell t)^2] \\
&= 2(d-p) - 4\pi^2 \left(\sum_{\ell=p+1}^d \ell^2 \right) t^2 \\
&\geq 2(d-p) - 4\pi^2 d^2 (d-p) t^2
\end{aligned}$$

for all $t \in \mathbf{R}$, and thus,

$$\begin{aligned}
k^R(x_i, x_{i'}) &= k^R(x_{i'}, x_i) = \gamma \frac{\sin[(2d+1)\pi(x_i - x_{i'})] - \sin[(2p+1)\pi(x_i - x_{i'})]}{\sin[\pi(x_i - x_{i'})]} \\
&\geq 2(d-p)\gamma - 4\pi^2 d^2 (d-p)\gamma (x_i - x_{i'})^2.
\end{aligned}$$

We can then bound the smallest eigenvalue of $\mathcal{R}\mathcal{R}^*$ by

$$\lambda_{\min}(\mathcal{R}\mathcal{R}^*) \leq \lambda_{\min}((\mathcal{R}\mathcal{R}^*)_{\text{sub}}) = k^R(x_i, x_i) - k^R(x_i, x_{i'}) \leq 4\pi^2 d^2 (d-p)\gamma (x_i - x_{i'})^2.$$

Then, by using the trivial bound $\lambda_{\max}(\mathcal{R}\mathcal{R}^*) \geq \frac{1}{n} \text{tr}(\mathcal{R}\mathcal{R}^*) = \frac{1}{n} \cdot 2(d-p)\gamma n = 2(d-p)\gamma$, we have

$$\frac{\lambda_{\max}(\mathcal{R}\mathcal{R}^*)}{\lambda_{\min}(\mathcal{R}\mathcal{R}^*)} \geq \frac{2(d-p)\gamma}{4\pi^2 d^2 (d-p)\gamma (x_i - x_{i'})^2} = \frac{1}{2\pi^2 d^2 (x_i - x_{i'})^2}.$$

This bound holds for any distinct indices $i \neq i'$. A relatively straightforward calculation¹ shows

¹Thanks to Hans's answer at <https://mathoverflow.net/questions/1294>

that if x_1, \dots, x_n are i.i.d. Uniform $[0, 1]$, then for any $\delta \in (0, \frac{1}{n-1})$,

$$\begin{aligned}
\mathbf{P} \{ |x_i - x_{i'}| \geq \delta \text{ for all } i \neq i' \} &= n! \mathbf{P} \{ x_{i-1} + \delta \leq x_i \text{ for all } i = 2, \dots, n \} \\
&= n! \int \cdots \int_{\{0 \leq x_1, x_{i-1} + \delta \leq x_i \text{ for } i=2, \dots, n, x_n \leq 1\}} dx_1 \cdots dx_n \\
&= n! \int \cdots \int_{\{y_i \geq 0 \text{ for } i=1, \dots, n, y_1 + \cdots + y_n \leq 1 - (n-1)\delta\}} dy_1 \cdots dy_n \\
&= n! \cdot \frac{1}{n!} (1 - (n-1)\delta)^n \\
&= (1 - (n-1)\delta)^n
\end{aligned}$$

where we made the change of variable $y_1 = x_1$ and $y_i = x_i - x_{i-1} - \delta$ for $i = 2, \dots, n$, and we used the fact that the volume of the standard n -simplex is $\frac{1}{n!}$. Hence, if $0 < \delta < \frac{1}{n-1}$, the probability that $|x_i - x_{i'}| \leq \delta$ for some indices $i \neq i'$ is $1 - (1 - (n-1)\delta)^n$.

If $0 < \tau < n$, we can apply this result for $\delta = \frac{\tau}{n(n-1)}$, to obtain that with probability $1 - (1 - \frac{\tau}{n})^n \geq 1 - e^{-\tau}$ there exist $i \neq i'$ such that $|x_i - x_{i'}| \leq \frac{\tau}{n(n-1)}$, and thus,

$$\frac{\lambda_{\max}(\mathcal{R}\mathcal{R}^*)}{\lambda_{\min}(\mathcal{R}\mathcal{R}^*)} \geq \frac{1}{2\pi^2 d^2 (x_i - x_{i'})^2} \geq \frac{n^2(n-1)^2}{2\pi^2 d^2 \tau^2} \gtrsim \frac{n^4}{\tau^2 d^2}.$$

If $\tau \geq n$, then it is guaranteed that there exist two indices $i \neq i'$ which satisfy $|x_i - x_{i'}| \leq \frac{1}{n-1} \leq \frac{\tau}{n(n-1)}$, and the same bound holds. \square

E Proof of bi-level ensemble asymptotic results

If $\beta > 2$ and $r < 1$, the concentration results Lemmas 1 and 3 will hold as n becomes large, since we will have $n \gg p \log p$ and $d - p \approx n^\beta \gg n^2$. We now apply Lemma 5 and Theorem 2 to the bilevel ensemble. Since we are in the interpolating regime, we take $\alpha = 0$; then, $\alpha_L = \lambda_{\min}(\mathcal{R}\mathcal{R}^*)$ and $\alpha_U = \lambda_{\max}(\mathcal{R}\mathcal{R}^*)$ are the smallest and largest eigenvalues of $\mathcal{R}\mathcal{R}^*$. As long as α_L and α_U are close together (which we will analyze next), we will have

$$\tilde{\alpha} \approx \bar{\alpha} \approx \sum_{\ell > p} \lambda_\ell \approx n^\beta \cdot n^{-(\beta-r-q)} = n^{r+q}.$$

Furthermore,

$$\sum_{\ell > p} \lambda_\ell^2 \approx n^\beta n^{-2(\beta-q-r)} = n^{2q+2r-\beta}.$$

Applying these scalings to Theorem 2 gives us

$$\mathbf{E}_\xi \|\epsilon\|_{L_2}^2 \lesssim n^{r-1} + \frac{n}{n^{2(r+q)}} n^{2q+2r-\beta} = n^{r-1} + n^{1-\beta}.$$

To bound the bias, note that combining the above calculations with Lemma 1 gives

$$\begin{aligned}
\frac{\alpha_U - \alpha_L}{\alpha_U + \alpha_L} &\lesssim \frac{1}{\bar{\alpha}} \sqrt{n^2 \sum_{\ell > p} \lambda_\ell^2} \\
&\approx \frac{1}{n^{r+q}} \sqrt{n^2 n^{2q+2r-\beta}} \\
&= n^{1-\beta/2}.
\end{aligned}$$

Combining this with Lemma 3, the quantity c in Theorem 1 and Lemma 5 can be bounded as

$$c \lesssim n^{1-\beta/2} + n^{(r-1)/2} \sqrt{\log n}.$$

Then Lemma 5 gives

$$\begin{aligned} \frac{\|\hat{\eta}_0 - \bar{\mathcal{S}}\eta^*\|_{L_2}}{\|\eta^*\|_{\mathcal{H}}} &\lesssim \left(n^{1-\beta/2} + n^{(r-1)/2} \sqrt{\log n} + \sqrt{\frac{n^{-(\beta-r-q)}n}{n^{r+q}}} \right) \cdot \min\{1, n^{r+q-1}, n^{(r+q-1)/2}\} \\ &\lesssim \left(n^{1-\beta/2} + n^{(r-1)/2} \sqrt{\log n} \right) \min\{1, n^{r+q-1}\}. \end{aligned}$$

Recall from (3) that excess classification risk has upper bound $\mathcal{E} \leq \frac{\|\hat{\eta}_r\|_{L_2}}{a}$ for any decomposition $\hat{\eta}_0 = a\eta^* + \eta_r$. We will now characterize the terms a and $\|\hat{\eta}_r\|_{L_2}$, beginning with the factor a . The ideal survival operator is given by

$$\bar{\mathcal{S}} = \mathcal{I}_G - \left(\mathcal{I}_G + \frac{n}{\bar{\alpha}} \mathcal{T}_G \right)^{-1} = \frac{1}{1 + \bar{\alpha}n} \mathcal{I}_G \approx \frac{1}{1 + n^{r+q-1}} \mathcal{I}_G.$$

Then, we can decompose

$$\hat{\eta}_0 = \bar{\mathcal{S}}\eta^* + \eta_r \approx \frac{1}{1 + n^{r+q-1}} \eta^* + \eta_r,$$

where $\eta_r = \epsilon + \hat{\eta}_0 - \bar{\mathcal{S}}\eta^*$. This gives us $a \approx \frac{1}{1 + n^{r+q-1}}$.

Next, we bound $\|\eta_r\|_{L_2}$. We have

$$\|\eta_r\|_{L_2} \lesssim n^{(r-1)/2} + n^{(1-\beta)/2} + \left(n^{1-\beta/2} + n^{(r-1)/2} \sqrt{\log n} \right) \cdot \min\{1, n^{r+q-1}\} \|\eta^*\|_{L_2}.$$

Above, we used the fact that $\|\eta^*\|_{L_2} = \|\eta^*\|_{\mathcal{H}}$.

There are several cases to consider (recall that we are already assuming $\beta > 2$ and $r < 1$):

1. $r + q < 1$: In this case, $a \approx \frac{1}{1 + n^{r+q-1}} \rightarrow 1$, and $\|\hat{\eta}_r\|_{L_2} \rightarrow 0$. Thus both the excess regression and classification risk converge to 0 as $n \rightarrow \infty$.
2. If $1 - r < q < \frac{3}{2}(1 - r)$ and $\beta > 2r + 2q$, then $a \approx \frac{1}{1 + n^{r+q-1}} \rightarrow 0$, but $\frac{\|\eta_r\|_{L_2}}{a} \approx \|\eta_r\|_{L_2} \cdot (1 + n^{r+q-1}) \rightarrow 0$, so the excess classification risk converges to zero as $n \rightarrow \infty$ even though the regression risk does not.
3. If neither of the above holds, our analysis does not yield any convergence results. It is an interesting and important direction for future work to characterize precisely what relations between the parameters q, r, β are both sufficient and necessary for regression and/or classification risk to go to 0 as $n \rightarrow \infty$.

F Analyzing distortion

In this section, we analyze more carefully the regularization-induced distortion. In particular, we consider how different the (deterministic) ideal survival operator $\bar{\mathcal{S}}$ is from a multiple of the identity. Recall that

$$\bar{\mathcal{S}} = \mathcal{I}_G - \left(\mathcal{I}_G + \frac{n}{\bar{\alpha}} \mathcal{T}_G \right)^{-1} = \frac{n}{\bar{\alpha}} \mathcal{T}_G \left(\mathcal{I}_G + \frac{n}{\bar{\alpha}} \mathcal{T}_G \right)^{-1}.$$

We want to solve

$$\begin{aligned} \arg \min_{c>0} \|c\mathcal{I}_G - \bar{\mathcal{S}}\|_{\mathcal{H} \rightarrow L_2} &= \arg \min_{c>0} \|c\mathcal{T}_G^{1/2} - \mathcal{T}_G^{1/2}\bar{\mathcal{S}}\|_{L_2} \\ &= \arg \min_{c>0} \max_{1 \leq \ell \leq p} \left| \sqrt{\lambda_\ell} \left(c - \frac{\lambda_\ell}{\lambda_\ell + \frac{\bar{\alpha}}{n}} \right) \right|. \end{aligned}$$

We abbreviate $b := \frac{\bar{\alpha}}{n}$. The objective function in c is convex as the maximum of convex functions. Some convex analysis tell us that there must be (at least) two distinct $i, j \in \{1, \dots, p\}$ such that, for c at its optimal value c^* , both i and j achieve the maximum over ℓ , and the arguments to the absolute value have different signs. Assuming, without loss of generality, that $\lambda_j > \lambda_i$, this implies

$$\begin{aligned} \arg \min_{c>0} \max_{1 \leq \ell \leq p} \left| \sqrt{\lambda_\ell} \left(c - \frac{\lambda_\ell}{\lambda_\ell + \frac{\bar{\alpha}}{n}} \right) \right| &= \sqrt{\lambda_i} \left(c^* - \frac{\lambda_i}{\lambda_i + b} \right) \\ &= \sqrt{\lambda_j} \left(\frac{\lambda_j}{\lambda_j + b} - c^* \right). \end{aligned}$$

Note that the last expression is increasing in λ_j , so we can take $j = 1$. Solving for c^* gives

$$c^* = \frac{\lambda_i \lambda_1 + b(\lambda_i + \lambda_1 - \sqrt{\lambda_i \lambda_1})}{(b + \lambda_i)(b + \lambda_1)}.$$

Plugging this into the objective function gives

$$\|c^*\mathcal{I}_G - \bar{\mathcal{S}}\|_{\mathcal{H} \rightarrow L_2} = \max_i \frac{b\sqrt{\lambda_i \lambda_1}(\sqrt{\lambda_1} - \sqrt{\lambda_i})}{(b + \lambda_1)(b + \lambda_i)}.$$

One can check that if $\lambda_p \geq \frac{\lambda_1}{\left(1 + \sqrt{1 + \frac{\lambda_1}{b}}\right)^2}$, this minimum is achieved for $i = p$. Otherwise, we can find an upper bound by optimizing over continuous λ :

$$\begin{aligned} \max_i \frac{b\sqrt{\lambda_i \lambda_1}(\sqrt{\lambda_1} - \sqrt{\lambda_i})}{(b + \lambda_1)(b + \lambda_i)} &\leq \max_{\lambda \geq 0} \frac{b\sqrt{\lambda \lambda_1}(\sqrt{\lambda_1} - \sqrt{\lambda})}{(b + \lambda_1)(b + \lambda)} \\ &= \frac{b\lambda_1^{3/2}}{2(b + \lambda_1)(b + \sqrt{b(b + \lambda_1)})}, \end{aligned}$$

where the minimum is achieved at $\lambda = \frac{\lambda_1}{\left(1 + \sqrt{1 + \frac{\lambda_1}{b}}\right)^2}$.

Whatever value of λ we use, we then have, for the corresponding choice of c ,

$$\frac{\|c\mathcal{I}_G - \bar{\mathcal{S}}\|_{\mathcal{H} \rightarrow L_2}}{c} = \frac{b\sqrt{\lambda_1 \lambda}(\sqrt{\lambda_1} - \sqrt{\lambda})}{\lambda_1 \lambda + b(\lambda_1 + \lambda - \sqrt{\lambda_1 \lambda})}.$$

For $\lambda = \frac{\lambda_1}{\left(1 + \sqrt{1 + \frac{\lambda_1}{b}}\right)^2}$, we get

$$\frac{\|c\mathcal{I}_G - \bar{\mathcal{S}}\|_{\mathcal{H} \rightarrow L_2}}{c} \leq \frac{\sqrt{b\lambda_1(b + \lambda_1)}}{2b + 2\lambda_1 + \sqrt{b(b + \lambda_1)}}.$$

If $\frac{\bar{\alpha}}{n} = b \gtrsim \lambda_1$, then this last bound is approximately $\sqrt{\lambda_1} \approx \|\mathcal{I}_G\|_{\mathcal{H} \rightarrow L_2}$, so there appears to be little hope of getting small classification error from this bound.

Alternatively, if $\frac{\bar{\alpha}}{n} \ll \lambda_1$, we get

$$\frac{\|c\mathcal{I}_G - \bar{\mathcal{S}}\|_{\mathcal{H} \rightarrow L_2}}{c} \lesssim \sqrt{\frac{\bar{\alpha}}{n}}.$$

However, recall that the *regression* error is of the same order, so this analysis does not significantly improve our classification risk.

Therefore, the only regime in which we gain anything over the regression analysis is when $\lambda_p > \frac{\lambda_1}{\left(1 + \sqrt{1 + \frac{\lambda_1}{b}}\right)^2}$.

If $b \gtrsim \lambda_1$, then this constraint implies that λ_p/λ_1 is not very small. Furthermore,

$$\frac{\|c^*\mathcal{I}_G - \bar{\mathcal{S}}\|_{\mathcal{H} \rightarrow L_2}}{c^*} \approx \sqrt{\frac{\lambda_p}{\lambda_1}} (\sqrt{\lambda_1} - \sqrt{\lambda_p}).$$

Since λ_p is not too small, this ratio is only small when λ_1 and λ_p are very close together.

If $b \lesssim \lambda_1$, the constraint implies $\lambda_p \gtrsim b$. Then

$$\frac{\|c^*\mathcal{I}_G - \bar{\mathcal{S}}\|_{\mathcal{H} \rightarrow L_2}}{c^*} \approx \frac{b}{\sqrt{\lambda_1 \lambda_p}} (\sqrt{\lambda_1} - \sqrt{\lambda_p}).$$

This is better than the previous case when b is small, and it improves over the regression error bound when λ_1 and λ_p are close. However, note that in this case we get $c \gtrsim 1$, so unless λ_p is very close to λ_1 , there is no significant improvement over regression error.