

An Empirical Study of Automated Unit Test Generation for Python

Stephan Lukasczyk · Florian Kroiß ·
Gordon Fraser

Received: date / Accepted: date

Abstract Various mature automated test generation tools exist for statically typed programming languages such as Java. Automatically generating tests for dynamically typed programming languages such as Python, however, is substantially more difficult due to the dynamic nature of these languages as well as the lack of type information. Our PYNGUIN framework provides automated unit test generation for Python. In this paper, we extend our previous work on PYNGUIN to support more aspects of the Python language, and by studying a larger variety of well-established state of the art test-generation algorithms, namely DynaMOSA, MIO, and MOSA. Our experiments confirm that evolutionary algorithms can outperform random test generation also in the context of Python, and similar to the Java world, MOSA and DynaMOSA yield the highest coverage results. However, our results demonstrate that there are still fundamental issues, such as inferring type information for code without this information, for test generation for Python to be solved.

Keywords Dynamic Typing · Python · Automated Test Generation

S. Lukasczyk
University of Passau
Innstr. 33, 94032 Passau, Germany
E-mail: stephan.lukasczyk@uni-passau.de

F. Kroiß
University of Passau
Innstr. 33, 94032 Passau, Germany
E-mail: kroiss@fim.uni-passau.de

G. Fraser
University of Passau
Innstr. 33, 94032 Passau, Germany
E-mail: gordon.fraser@uni-passau.de

1 Introduction

Automated unit test generation is an established field in research and a technique well-received by researchers and practitioners to support programmers. Mature research prototypes exist, implementing test-generation approaches such as feedback-directed random generation (Pacheco et al. 2007) or evolutionary algorithms (Campos et al. 2018). These techniques enable the automated generation of unit tests for statically typed programming languages, such as Java, and remove the burden of the potentially tedious task of writing unit tests from the programmer.

In recent years, however, dynamically typed programming languages, most notably JavaScript, Python, and Ruby, have gained huge popularity amongst practitioners. Current rankings, such as the IEEE Spectrum Ranking¹ underline this popularity, now listing Python as the overall most popular language according to their ranking criteria. Dynamically typed languages lack static type information on purpose as this is supposed to enable rapid development (Gong et al. 2015). However, this dynamic nature has also been reported to cause reduced development productivity (Kleinschmager et al. 2012), code usability (Mayer et al. 2012), or code quality (Meyerovich and Rabkin 2013; Gao et al. 2017). The lack of a (visible static) type system is the main reason for type errors encountered in these dynamic languages (Xu et al. 2016a).

The lack of static types is particularly problematic for automated test generation, which requires type information to provide appropriate parameter types for method calls or to assemble complex objects. In absence of type information the test generation can only guess, for example, the appropriate parameter types for new function calls. To overcome this limitation, existing test generators for dynamically typed languages often do not target test-generation for general APIs, but resort to other means such as using the document object model of a web browser to generate tests for JavaScript (Mirshokraie et al. 2015), or by targeting specific systems, such as the browser’s event handling system (Artzi et al. 2011; Li et al. 2014). A general purpose unit test generator at the API level has not been available until recently.

We introduced PYNGUIN (Lukasczyk et al. 2020) to fill this fundamental gap. PYNGUIN is an automated unit test generation framework for Python programs. It takes a Python module as input together with the module’s dependencies, and aims to automatically generate unit tests that maximise code coverage. The version of PYNGUIN we evaluated in our previous work (Lukasczyk et al. 2020) implemented two established test generation techniques: whole-suite generation (Fraser and Arcuri 2013) and feedback-directed random generation (Pacheco et al. 2007). Our empirical evaluation showed that the whole-suite approach is able to achieve higher code coverage than random testing.

¹ <https://spectrum.ieee.org/at-work/tech-careers/top-programming-language-2020>, accessed 2021-02-02.

Furthermore, we studied the influence of available type information, which leads to higher resulting coverage if it can be utilised by the test generator.

In this paper we extend our previous evaluation (Lukasczyk et al. 2020) in several aspects and make the following contributions: We implemented further test generation algorithms: the many-objective sorting algorithm (MOSA) (Panichella et al. 2015) and its extension DynaMOSA (Panichella et al. 2018a), as well as the many independent objective (MIO) algorithm (Arcuri 2017, 2018). We study and compare the performance of all algorithms in terms of resulting branch coverage. We furthermore enlarge the corpus of subjects for test generation to get a broader insight into test generation for Python. For this we take projects from the BUGSINPY project (Widyasari et al. 2020) and the MANYTYPES4PY dataset (Mir et al. 2021).

Our empirical evaluation confirms that, similar to prior findings on Java, DynaMOSA and MOSA perform best on Python code, with a median of 71.4% branch coverage. Furthermore, our results show that type information is an important contributor to coverage on all studied test-generation algorithms, although this effect is only significant for some of our subject systems, showing an average impact of 2% to 3% on coverage. While this confirms that type information is one of the challenges in testing Python code, these results also suggest there are other open challenges for future research, such as dealing with type hierarchies and constructing complex objects.

2 Background

The main approaches to automatically generate unit tests are either by creating random sequences, or by applying metaheuristic search algorithms. Random testing assembles sequences of calls to constructors and methods randomly, often with the objective to find undeclared exceptions (Csallner and Smaragdakis 2004) or violations of general object contracts (Pacheco et al. 2007), but the generated tests can also be used as automated regression tests. The effectiveness of random test generators can be increased by integrating heuristics (Ma et al. 2015; Sakti et al. 2014). Search-based approaches use a similar representation, but apply evolutionary search algorithms to maximize code coverage (Tonella 2004; Baresi and Miraz 2010; Fraser and Arcuri 2013; Andrews et al. 2011).

As an example to illustrate how type information is used by existing test generators, consider the following snippets of Java (left) and Python (right) code:

<pre>class Foo { Foo(Bar b) { ... } void doFoo(Bar b) { ... } } class Bar { Bar() { ... } Bar doBar(Bar b) { ... } }</pre>	<pre>class Foo: def __init__(self, b): ... def do_foo(self, b): ... class Bar: def __init__(self): ... def do_bar(self, b): ...</pre>
--	---

Assume `Foo` of the Java example is the class under test. It has a dependency on class `Bar`: in order to generate an object of type `Foo` we need an instance of `Bar`, and the method `doFoo` also requires a parameter of type `Bar`.

Random test generation would typically generate tests in a forward way. Starting with an empty sequence $t_0 = \langle \rangle$, all available calls for which all parameters can be satisfied with objects already existing in the sequence can be selected. In our example, initially only the constructor of `Bar` can be called, since all other methods and constructors require a parameter, resulting in $t_1 = \langle o_1 = \text{new Bar}() \rangle$. Since t_1 contains an object of type `Bar`, in the second step the test generator now has a choice of either invoking `doBar` on that object (and use the same object also as parameter), or invoking the constructor of `Foo`. Assuming the chosen call is the constructor of `Foo`, we now have $t_2 = \langle o_1 = \text{new Bar}(); o_2 = \text{new Foo}(o_1); \rangle$. Since there now is also an instance of `Foo` in the sequence, in the next step also the method `doFoo` is an option. The random test generator will continue extending the sequence in this manner, possibly integrating heuristics to select more relevant calls, or to decide when to start with a new sequence.

An alternative approach, for example applied during the mutation step of an evolutionary test generator, is to select necessary calls in a backwards fashion. That is, a search-based test generator like `EVOSUITE` (Fraser and Arcuri 2013) would first decide that it needs to, for example, call method `doFoo` of class `Foo`. In order to achieve this, it requires an instance of `Foo` and an instance of `Bar` to satisfy the dependencies. To generate a parameter object of type `Bar`, the test generator would consider all calls that are declared to return an instance of `Bar`—which is the case for the constructor of `Bar` in our example, so it would prepend a call to `Bar()` before the invocation of `doFoo`. Furthermore, it would try to instantiate `Foo` by calling the constructor. This, in turn, requires an instance of `Bar`, for which the test generator might use the existing instance, or could invoke the constructor of `Bar`.

In both scenarios, type information is crucial: In the forward construction type information is used to inform the choice of call to append to the sequence, while in the backward construction type information is used to select generators of dependency objects. Without type information, which is the case with the Python example, a forward construction (1) has to allow all possible functions at all steps, thus may not only select the constructor of `Bar`, but also that of `Foo` with an arbitrary parameter type, and (2) has to consider all existing objects for all parameters of a selected call, and thus, for example, also `str` or `int`. Backwards construction without type information would also have to try to select generators from all possible calls, and all possible objects, which both result in a potentially large search space to select from.

Without type information in our example we might see instantiations of `Foo` or calls to `do_foo` with parameter values of unexpected types, such as:

```
var_1 = Bar()
var_2 = Foo(42)
var_3 = var_2.do_foo("hello")
```

This example violates the assumptions of the programmer, which are that the constructor of `Foo` and the `do_foo` method both expect an object of type `Bar`. When type information is not present such test cases can be generated and will only fail if the execution raises an exception; for example, due to a call to a method that is defined for the `Bar` type but not on an `int` or `str` object.

Type information can be provided in two ways in recent Python versions: either in a stub file that contains type hints or directly annotated in the source code. A stub file can be compared to C header files: they contain, for example, method declarations with their according types. Since Python 3.5, the types can also be annotated directly in the implementing source code, in a similar fashion known from statically typed languages (see PEP 484²).

3 Unit Test Generation with PYNGUIN

As the *unit* for unit test generation, we consider Python *modules*. A module is usually identical with a file and contains definitions of, for example, functions, classes, or statements; these can be nested almost arbitrarily. When the module is loaded the definitions and statements at the top level are executed. While generating tests we do not only want all definitions to be executed, but also all structures defined by those definitions, for example, functions, closures, or list comprehensions. Thus, in order to apply a search algorithm, we first need to define a proper representation of the valid solutions for this problem.

3.1 Representation

We use a representation based on prior work from the domain of testing Java code (Fraser and Arcuri 2013). For each statement s_j in a test case t_i we assign one value $v(s_j)$ with type $\tau(v(s_j)) \in \mathcal{T}$, with the finite set of types \mathcal{T} used in the subject-under-test (SUT) and the modules imported by the SUT. A set of test cases form a *test suite*. We define five kinds of statements: *Primitive statements* represent `int`, `float`, `bool`, `bytes` and `str` variables, for example, `var0 = 42`. Value and type of a statement are defined by the primitive variable. Note that although in Python everything is an object, we treat these values as primitives because they do not require further construction in Python's syntax.

Constructor statements create new instances of a class, for example, `var0 = SomeType()`. Value and type are defined by the constructed object; any parameters are satisfied from the set V . *Method statements* invoke methods on objects, for example, `var1 = var0.foo()`. Value and type are defined by the return value of the method; source object and any parameters are satisfied from the set V . *Function statements* invoke functions, for example, `var2 = bar()`. They do not require a source object but are otherwise identical to method statements.

² <https://python.org/dev/peps/pep-0484/>, accessed 2021-05-04.

Extending our previous work (Lukasczyk et al. 2020) we introduce the generation of collection statements. *Collection statements* create new collections, that is, `List`, `Set`, `Dict`, and `Tuple`. An example for such a list collection statement is `var2 = [var0, var1]`; an example for a dictionary collection statement is `var4 = {var0: var1, var2: var3}`. Value and type are defined by the constructed collection; elements of a collection are satisfied from the set $V = \{v(s_k) \mid 0 \leq k < j\}$. For dictionaries, both keys and values are satisfied from V . Tuples are treated similar to lists; their sole difference in Python is that lists are mutable while tuples are immutable.

Previously, we always filled in all parameters (except `*args` and `**kwargs`), when creating a constructor, method or function statement and passed the parameters by position. However, filling all parameters might not be necessary, as some parameters may have default values or are optional (for example `*args` and `**kwargs`, which will result in an empty tuple or dictionary, respectively). It can also be impossible to pass certain parameters by position as it is possible to restrict them to be only passed by *keyword*. We improved our representation of statements with parameters, by (1) passing parameters in the correct way, that is, *positional* or by *keyword*, and (2) leaving optional parameters empty with some probability.

The parameters `*args` and `**kwargs` allow to pass multiple parameters at once. Hereby, `args` and `kwargs` are just names for the formal parameters; they can be chosen arbitrarily, but `args` and `kwargs` are the most common names. The operator `*` here is an unpacking operator, which results in a tuple of the elements. The unpacking operator `**` works similarly but results in a dictionary of the named arguments. Consider the following example snippet to shed light into how these operators are used:

```
def my_sum(*args):
    result = 0
    for x in args:
        result += x
    return result

print(my_sum(1, 2, 3))
# computes 1+2+3 and prints 6

def concatenate(**kwargs):
    result = ""
    for arg in kwargs.values():
        result += arg
    return result

print(concatenate(a="Python", b="Concatenation"))
# prints PythonConcatenation
```

This representation is of variable size; we constrain the size of test cases $l \in [1, L]$ and test suites $n \in [1, N]$. In contrast to prior work on testing Java (Fraser and Arcuri 2013), we do not define field or assignment statements; fields of objects are not explicitly declared in Python but assigned dynamically, hence

it is non-trivial to identify the existing fields of an object and we leave it as future work. We also exclude assignments of values to collection statements after the collections have been created.

3.2 Crossover

The search operators for our representation are based on those used in EVO-SUITE (Fraser and Arcuri 2013): We use single-point relative crossover for both, crossing over test cases and test suites.

The crossover operator for *test suites* takes two parent test suites P_1 and P_2 as input, and generates two offspring test suites O_1 and O_2 , by splitting both P_1 and P_2 at the same relative location, exchanging the second parts and concatenating them with the first parts. Individual test cases have no dependencies between each other, thus the application of crossover always generates valid test suites as offspring. Furthermore, the operator decreases the difference in the number of test cases between the test suites, thus $\text{abs}(|O_1| - |O_2|) \leq \text{abs}(|P_1| - |P_2|)$. Therefore, no offspring will have more test cases than the larger of its parents.

For the implementation of DynaMOSA, MIO, and MOSA we also require a crossover operator for *test cases*. This operator works similar to the crossover operator for test suites. However, statements of test cases may depend on previous statements. Thus, when appending each statement s_j of the new second part to the first part, any parameter values are either satisfied from the set V or newly created.

3.3 Mutation

When mutating a *test suite* T , each of its test cases is mutated with probability $\frac{1}{|T|}$. After mutation, we add new randomly generated test cases to T . The first new test case is added with probability σ_{testcase} . If it is added, a second new test case is added with probability $\sigma_{\text{testcase}}^2$; this happens until the i -th test case is not added (probability: $1 - \sigma_{\text{testcase}}^i$). Test cases are only added if the limit N has not been reached, thus $|T| \leq N$.

The mutation of a *test case* can be one of three operations: *remove*, *change*, or *insert*, which we explain in the following sections. Each of these operations can happen with the same probability of $\frac{1}{3}$. A test case that has no statements left after the application of the mutation operator is removed from the test suite T .

When mutating a test case t whose last execution raised an exception at statement s_i , the following two rules apply in order:

1. If t has reached the maximum length, that is, $|t| \geq L$, the statements $\{s_j \mid i < j < l\}$ are removed from t .

2. Only the statements $\{s_j \mid 0 \leq j \leq i\}$ are considered for mutation, because the statements $\{s_j \mid i < j < l\}$ are never reached and thus have no impact on the execution result.

For constructing the initial population, a random test case t is sampled by uniformly choosing a value r with $1 \leq r \leq L$, and then applying the insertion operator repeatedly starting with an empty test case t' , until $|t'| \geq r$.

3.3.1 Insert

With probability $\sigma_{\text{statement}}$ we insert a new statement at a random position $p \in [0, l]$. If it is inserted, we insert another statement with probability $\sigma_{\text{statement}}^2$ and so on, until the i -th statement is not inserted. New statements are only inserted, as long as the limit L has not been reached, that is, $|t| < L$. For each insertion, with probability $\frac{1}{2}$ each, we either insert a new call on the module under test or we insert a method call on a value in the set $\{v(s_k) \mid 0 \leq k < p\}$. Any parameters of the selected call are either reused from the set $\{v(s_k) \mid 0 \leq k < p\}$, set to `None`, possibly left empty if they are optional (see Section 3.1), or are randomly generated. The type of a randomly generated parameter is either defined by its type hint, or if not available, chosen randomly from the test cluster (see Section 3.4). `*args`, `**kwargs` as well as parameters with a default value are only filled with a certain probability. For `*args: T` and `**kwargs: T` we try to create or reuse a parameter of type `List[T]` or `Dict[str, T]`, respectively. Primitive types are either randomly initialized within a certain range or reuse a value from static or dynamic constant seeding (Fraser and Arcuri 2012) with a certain probability. Complex types are constructed in a recursive backwards fashion, that is, by constructing their required parameters or reusing existing values.

3.3.2 Change

For a test case $t = \langle s_0, s_1, \dots, s_{l-1} \rangle$ of length l , each statement s_i is changed with probability $\frac{1}{l}$. For `int` and `float` primitives, we choose a random standard normally distributed value α . For `int` primitives we add $\alpha \Delta_{\text{int}}$ to the existing value. For `float` primitives we either add $\alpha \Delta_{\text{float}}$ or α to the existing value, or we change the amount of decimal digits of the current value to a random value in $[0, \Delta_{\text{digits}}]$. Here Δ_{int} , Δ_{float} and Δ_{digits} are constants. For `str` primitives, with probability $\frac{1}{3}$ each, we delete, replace, and insert characters. Each character is deleted or replaced with probability $\frac{1}{|v(s_i)|}$. A new character is inserted at a random location with probability σ_{str} . If it is added, we add another character with probability σ_{str}^2 and so on, until the i -th character is not added. This is similar to how we add test cases to a test suite. `bytes` primitives are mutated similar to `str` primitives. For `bool` primitives, we simply negate $v(s_i)$. For Tuples, we replace each of its elements with probability $\frac{1}{|v(s_i)|}$. Lists, sets, and dictionaries are mutated similar to how string primitives are mutated. Values for insertion or replacement are taken from $\{v(s_k) \mid 0 \leq k < i\}$. When

mutating an entry of a dictionary, with probability $\frac{1}{2}$ we either replace the key or the value. For method, function, and constructor statements, we change each argument of a parameter with probability $\frac{1}{p}$, where p denotes the number of formal parameters of the callable used in s_i . For methods, this also includes the callee. If an argument is changed and the parameter is considered optional (see Section 3.1) then with a certain probability the associated argument is removed, if it was previously set, or set with a value from $\{v(s_k) \mid 0 \leq k < i\}$ if it was not set. Otherwise we either replace the argument with a value from $\{v(s_k) \mid 0 \leq k < i\}$, whose type matches the type of the parameter or use `None`. If no argument was replaced, we replace the whole statement s_i by a call to another method, function, or constructor, which is randomly chosen from the test cluster, has the same return type as $v(s_i)$ and whose parameters can be satisfied with values from $\{v(s_k) \mid 0 \leq k < i\}$.

3.3.3 Remove

For a test case $t = \langle s_0, s_1, \dots, s_{l-1} \rangle$ of length l , each statement s_i is deleted with probability $\frac{1}{l}$. As the value $v(s_i)$ might be used as a parameter in any of the statements s_{i+1}, \dots, s_{l-1} , the test case needs to be repaired in order to remain valid. For each statement s_j , $i < j < l$, if s_j refers to $v(s_i)$, then this reference is replaced with another value out of the set $\{v(s_k) \mid 0 \leq k < j \wedge k \neq i\}$, which has the same type as $v(s_i)$. If this is not possible, then s_j is deleted as well recursively.

3.4 Test Cluster

For a given SUT, the *test cluster* (Wappler and Lammermann 2005) defines the set of available functions and classes along with their methods and constructors. The generation of the test cluster recursively includes any concrete type that is used in the type hints of a function parameter; this only works if type-information inclusion is enabled in PYNGUIN and the type-defining module is imported by the subject under test. The test cluster also includes all primitive types as well as Python’s built-in collection types, that are, `List`, `Set`, `Dict`, and `Tuple`. To create the test cluster we load the module under test and inspect it using the `inspect` module from the standard Python API to retrieve all available functions and classes from this module.

3.5 Covering Python Code

A Python module contains various control structures, for example, `if` or `while` statements, which are guarded by logical predicates. The control structures are represented by conditional jumps at the bytecode level, based on either a unary or binary predicate. We focus on *branch coverage* in this work, which requires that each of those predicates evaluates to both true and false.

Let B denote the set of branches in the SUT—two for each conditional jump in the byte code. Everything executable in Python is represented as a *code object*. For example, an entire module is represented as a code object, a function within that module is represented as another code object. We want to execute all code objects C of the SUT. Therefore, we keep track of the executed code objects C_T as well as the minimum *branch distance* $d_{\min}(b, T)$ for each branch $b \in B$, when executing a test suite T . $B_T \subseteq B$ denotes the set of taken branches. Code objects which contain branches do not have to be considered as individual coverage targets, since covering one of their branches also covers the respective code object. Thus, we only consider the set of branch-less code objects $C_L \subseteq C$. We then define the branch coverage $\text{cov}(T)$ of a test suite T as $\text{cov}(T) = \frac{|C_T \cap C_L| + |B_T|}{|C_L| + |B|}$.

The fitness function required by the genetic algorithm of our whole-suite approach is constructed similar to the one used in EVOSUITE (Fraser and Arcuri 2013) by incorporating the branch distance. The *branch distance* is a heuristic to determine how far a predicate is away from evaluating to true or false, respectively. In contrast to previous work on Java, where most predicates at the bytecode level operate only on Boolean or numeric values, in our case the operands of a predicate can be any Python object. Thus, as noted by Arcuri (2013), we have to define our branch distance in such a way that it can handle arbitrary Python objects.

Let \mathbb{O} be the set of possible Python objects and let $\Theta := \{\equiv, \neq, <, \leq, >, \geq, \in, \notin, =, \neq\}$ be the set of binary comparison operators (remark: we use ‘ \equiv ’, ‘ $=$ ’, and ‘ \in ’ for Python’s `==`, `is`, and `in` keywords, respectively). For each $\theta \in \Theta$, we define a function $\delta_\theta : \mathbb{O} \times \mathbb{O} \rightarrow \mathbb{R}_0^+ \cup \{\infty\}$ that computes the branch distance of the true branch of a predicate of the form $a \theta b$, with $a, b \in \mathbb{O}$ and $\theta \in \Theta$. By $\delta_{\bar{\theta}}(a, b)$ we denote the distance of the false branch, where $\bar{\theta}$ is the complementary operator of θ . Let further k be a positive number, and let $\text{lev}(x, y)$ denote the Levenshtein distance (Levenshtein 1966) between two strings x and y . The predicates `is_numeric(z)` and `is_string(z)` determine whether the type of their argument z is numeric or a string, respectively.

$$\delta_{\equiv}(a, b) = \begin{cases} 0 & a \equiv b \\ |a - b| & a \neq b \wedge \text{is_numeric}(a) \wedge \text{is_numeric}(b) \\ \text{lev}(a, b) & a \neq b \wedge \text{is_string}(a) \wedge \text{is_string}(b) \\ \infty & \text{otherwise} \end{cases}$$

$$\delta_{<}(a, b) = \begin{cases} 0 & a < b \\ a - b + k & a \geq b \wedge \text{is_numeric}(a) \wedge \text{is_numeric}(b) \\ \infty & \text{otherwise} \end{cases}$$

$$\delta_{\leq}(a, b) = \begin{cases} 0 & a \leq b \\ a - b + k & a > b \wedge \text{is_numeric}(a) \wedge \text{is_numeric}(b) \\ \infty & \text{otherwise} \end{cases}$$

$$\delta_{>}(a, b) = \delta_{<}(b, a)$$

$$\delta_{\geq}(a, b) = \delta_{\leq}(b, a)$$

$$\delta_{\theta}(a, b) = \begin{cases} 0 & a \theta b \\ k & \text{otherwise} \end{cases} \quad \theta \in \{\neq, \in, \notin, =, \neq\}$$

Note that every object in Python represents a Boolean value and can therefore be used as a predicate. We assign a distance of 0 to the true branch of such a unary predicate, if the object represents a true value, otherwise k . Future work shall refine the branch distance for different operators and operand types.

The fitness function estimates how close a test suite is to covering *all* branches of the SUT. Thus, every predicate has to be executed at least twice, which we enforce in the same way as existing work (Fraser and Arcuri 2013): the actual branch distance $d(b, T)$ is given by

$$d(b, T) = \begin{cases} 0 & \text{if the branch has been covered} \\ \nu(d_{min}(b, T)) & \text{if the predicate has been executed at least twice} \\ 1 & \text{otherwise} \end{cases}$$

with $\nu(x) = \frac{x}{x+1}$ being a normalisation function (Fraser and Arcuri 2013).

Finally, we can define the resulting fitness function f of a test suite T as

$$f(T) = |C_L \setminus C_T| + \sum_{b \in B} d(b, T)$$

The above fitness function is only applicable for the whole suite algorithm, which considers every coverage goal at the same time. Other algorithms, as explained in the next section, consider individual coverage goals. Such a goal is to cover either a certain branch-less code object $c \in C_L$ or a branch $b \in B$. For the former, its fitness is given by

$$f_c(t) = \begin{cases} 0 & c \text{ has been executed} \\ 1 & \text{otherwise} \end{cases}$$

while for the latter it is defined as

$$f_b(t) = al(b, t) + \nu(d_{min}(b, t))$$

where $d_{min}(b, t)$ is the smallest recorded branch distance of branch b when executing test case t and $al(b, t)$ denotes the approach level. The *approach level* is the number of control dependencies between the closest executed branch and b (Panichella et al. 2018a).

3.6 The PYNGUIN Framework

PYNGUIN is a framework for automated unit test generation written in and for the Python programming language. The framework is available as open-source software licensed under the GNU Lesser General Public License from

Algorithm 1: Feedback-directed random generation (adapted from Pacheco et al. (2007))

Input: Stopping condition C , a set of modules c
Output: A pair of non-error sequences s_n and error sequences s_e

```

1  $s_e \leftarrow \{\}$ ;
2  $s_n \leftarrow \{\}$ ;
3 while  $\neg C$  do
4    $m(T_1 \dots T_k) \leftarrow \text{RANDOMPUBLICMETHOD}(c)$ ;
5    $\langle S, V \rangle \leftarrow \text{RANDOMSEQSANDVALS}(s_n, T_1 \dots T_k)$ ;
6    $N \leftarrow \text{EXTEND}(m, S, V)$ ;
7   if  $N \in s_n \cup s_e$  then
8     Continue
9    $\langle \delta, v \rangle \leftarrow \text{EXECUTE}(N)$ ;
10  if  $v$  then
11     $s_e \leftarrow s_e \cup \{N\}$ ;
12  else
13     $s_n \leftarrow s_n \cup \{N\}$ ;
14 return  $\langle s_n, s_e \rangle$ 

```

its GitHub repository³. It can also be installed from the Python Package Index (PyPI)⁴ using the `pip` utility.

PYNGUIN takes as input a Python module and allows the generation of unit tests using different techniques. For this, it parses the module and extracts information about available methods from the module and types from the module and its imports. So far, PYNGUIN focuses on test-input generation and excludes the generation of oracles. A tool run emits the generated test cases in the style of the widely-used PYTEST⁵ framework.

PYNGUIN is built to be extensible with other test generation approaches and algorithms. It comes with a variety of well-received test-generation algorithms, which we describe in the following sections.

3.6.1 Feedback-Directed Random Test Generation

PYNGUIN provides a feedback-directed random algorithm adopted from RANDOOP (Pacheco et al. 2007). The algorithm starts with two empty test suites, one for passing and one for failing tests, and randomly adds statements to an empty test case. The test case is executed after each addition. Test cases that do not raise an exception are added to the passing test suite; otherwise they are added to the failing test suite. The algorithm will then randomly choose a test case from the passing test suite or an empty test case as the basis to add further statements. Algorithm 1 shows the basic algorithm.

The main differences of our implementation compared to RANDOOP are that our algorithm does not check for contract violations and it does not

³ <https://github.com/se2p/pynguin>, accessed 2021-05-16.

⁴ <https://pypi.org/project/pynguin/>, accessed 2021-05-16.

⁵ <https://www.pytest.org>, accessed 2021-05-16.

Algorithm 2: Monotonic Genetic Algorithm (adopted from Campos et al. (2018))

Input: Stopping condition C , Fitness function δ , Population size p_s , Selection function s_f , Crossover function c_f , Crossover probability c_p , Mutation function m_f , Mutation probability m_p

Output: Population of optimised individuals P

```

1  $P \leftarrow \text{GENERATERANDOMPOPULATION}(p_s)$ ;
2  $\text{PERFORMFITNESSEVALUATION}(\delta, P)$ ;
3 while  $\neg C$  do
4    $N_P \leftarrow \{\} \cup \text{ELITISM}(P)$ ;
5   while  $|N_P| < p_s$  do
6      $p_1, p_2 \leftarrow \text{SELECTION}(s_f, P)$ ;
7      $o_1, o_2 \leftarrow \text{CROSSOVER}(c_f, c_p, p_1, p_2)$ ;
8      $\text{MUTATION}(m_f, m_p, o_1)$ ;
9      $\text{MUTATION}(m_f, m_p, o_2)$ ;
10     $\text{PERFORMFITNESSEVALUATION}(\delta, o_1)$ ;
11     $\text{PERFORMFITNESSEVALUATION}(\delta, o_2)$ ;
12    if  $\text{BEST}(o_1, o_2)$  is better than  $\text{BEST}(p_1, p_2)$  then
13       $N_P \leftarrow N_P \cup \{o_1, o_2\}$ ;
14    else
15       $N_P \leftarrow N_P \cup \{p_1, p_2\}$ ;
16   $P \leftarrow N_P$ ;
17 return  $P$ 

```

require the user to provide a list of relevant classes, functions, and methods. We will refer to this algorithm as *Random* in the following.

3.6.2 Whole Suite Test Generation

The whole suite approach implements a genetic algorithm that takes a test suite, that is a set of test cases, as an individual (Fraser and Arcuri 2013). It uses a monotonic genetic algorithm, as shown in Algorithm 2 as its basis. Mutation and crossover operators can modify the test suite as well as its contents, that is, the test cases. It uses the sum of all branch distances as a fitness function. We will refer to this algorithm as *WS* in the following.

3.6.3 Many-Objective Sorting Algorithm (MOSA)

The *Many-Objective Sorting Algorithm* (MOSA, (Panichella et al. 2015)) is an evolutionary algorithm specifically designed to foster branch coverage and overcome some of the limitations of whole-suite generation. MOSA considers branch coverage as a many-objective optimisation problem, whereas previous approaches, such as whole suite test generation, combined the objectives into one single value. It therefore assigns each branch its individual objective function. The basic MOSA algorithm is shown in Algorithm 3.

MOSA starts with an initial random population and evolves this population to improve its ability to cover more branches. Earlier many-objective genetic algorithms suffer from the so-called dominance resistance problem (von

Algorithm 3: Many-Objective Sorting Algorithm (MOSA, adopted from Campos et al. (2018))

Input: Stopping condition C , Fitness function δ , Population size p_s , Crossover function c_f , Crossover probability c_p , Mutation probability m_p

Output: Archive of optimised individuals A

```

1  $p \leftarrow 0$ ;
2  $N_p \leftarrow \text{GENERATERANDOMPOPULATION}(p_s)$ ;
3  $\text{PERFORMFITNESSEVALUATION}(\delta, N_p)$ ;
4  $A \leftarrow \{\}$ ;
5 while  $\neg C$  do
6    $N_o \leftarrow \text{GENERATEOFFSPRING}(c_f, c_p, m_p, N_p)$ ;
7    $R_t \leftarrow N_p \cup N_o$ ;
8    $r \leftarrow 0$ ;
9    $F_r \leftarrow \text{PREFERENCE SORTING}(R_t)$ ;
10   $N_{p+1} \leftarrow \{\}$ ;
11  while  $|N_{p+1}| + |F_r| \leq p_s$  do
12     $\text{CALCULATECROWDINGDISTANCE}(F_r)$ ;
13     $N_{p+1} \leftarrow N_{p+1} \cup F_r$ ;
14     $r \leftarrow r + 1$ ;
15   $\text{DISTANCECROWDINGSORT}(F_r)$ ;
16   $N_{p+1} \leftarrow N_{p+1} \cup F_r$  with size  $p_s - |N_{p+1}|$ ;
17   $\text{UPDATEARCHIVE}(A, N_{p+1})$ ;
18   $p \leftarrow p + 1$ ;
19 return  $A$ 

```

Lücken et al. 2014). This means, the proportion of non-dominated solutions increases exponentially with the number of goals to optimise. As a consequence the search process degrades to a random one. MOSA specifically targets this by introducing a preference criterion to choose the optimisation targets to focus the search only on the still relevant targets, that is, the yet uncovered branches. Furthermore, MOSA keeps a second population, called *archive*, to store already found solutions, that is, test cases that cover branches. This archive is built in a way that it automatically prefers shorter test cases over longer for the same coverage goals. We refer the reader to the literature for details on MOSA (Panichella et al. 2015). In the following we will refer to this algorithm as *MOSA*.

3.6.4 Dynamic Target Selection MOSA (*DynaMOSA*)

DynaMOSA (Panichella et al. 2018a) is an extension to the original MOSA algorithm. The novel contribution of *DynaMOSA* was to dynamically select the targets for the optimisation. This selection is done on the control-dependency hierarchy of statements. Let us consider the Python code snippet from Listing 1.

The condition in line 2 is control dependent on the condition in the first line. This means, it can only be reached and covered, if the condition in the first line is satisfied. Thus, searching for an assignment for the variable `bar` to fulfil the condition—and thus covering line 3—is not necessary unless the

```
1 if foo < 42:
2     if bar == 23:
3         do_something()
```

Listing 1: A Python snippet showing control-dependent conditions

condition in line 1 is fulfilled. DynaMOSA uses the control-dependencies to determine which goals to select for further optimisation. We refer the reader to the literature for details on DynaMOSA (Panichella et al. 2018a). In the following we will refer to this algorithm as *DynaMOSA*.

3.6.5 Many Independent Objectives (MIO)

The *Many Independent Objectives* Algorithm (MIO, (Arcuri 2017)) targets some limitations of both the whole suite and the MOSA approach. To do this, it combines the simplicity of a $(1 + 1)$ EA with feedback-directed target selection, dynamic exploration/exploitation, and a dynamic population. MIO also maintains an archive of tests, where it keeps a different population of tests for each testing target, for example, for each branch to cover. Algorithm 4 shows its main algorithm. The literature (Arcuri 2017, 2018) provides more details on MIO to the interested reader. We will refer to this algorithm as *MIO* in the following.

4 Empirical Evaluation

We use our PYNGUIN test-generation framework to empirically study automated unit test generation in Python. A crucial metric to measure the quality of a test suite is the coverage value it achieves; a test suite cannot reveal any faults in parts of the subject under test that are not executed at all. Therefore, achieving high coverage is one of the building bricks of a good test suite.

The characteristics of different test-generation approaches have been studied extensively in the context of statically typed languages, for example by Panichella et al. (2018b) or Campos et al. (2018). With our first research question, we are interested in determining whether previous findings on the performance of test generation techniques also generalise to Python:

Research Question 1 (RQ1) *How do the test-generation approaches compare on Python code?*

Our previous work (Lukaczyk et al. 2020) indicated that the availability of type information can be crucial to achieve higher coverage values. Type information is not available for many programs written in dynamically typed languages. We therefore repeat our experiments from our previous study (Lukaczyk et al. 2020) to gain information on the influence of type information on the different test-generation approaches. Thus, we investigate the following research question:

Algorithm 4: Many Independent Objective (MIO) Algorithm (adapted from Campos et al. (2018))

Input: Stopping condition C , Fitness function δ , Population size N , Number of mutations M , Mutation function m_f , Mutation probability m_p , Probability of random sampling R , Start of focus search F

Output: Archive of optimised individuals A

```

1  $Z \leftarrow \text{SETOFEMPTYPOPULATIONS}()$ ;
2  $A \leftarrow \{\}$ ;
3  $p \leftarrow \text{null}$ ;
4  $m \leftarrow 1$ ;
5 while  $\neg C$  do
6   if  $p \neq \text{null} \wedge m < M$  then
7      $p \leftarrow \text{MUTATION}(m_f, m_p, p)$ ;
8      $m \leftarrow m + 1$ ;
9   else if  $p = \text{null} \vee R > \text{RANDOM}(0, 1)$  then
10     $p \leftarrow \text{GENERATERANDOMINDIVIDUAL}()$ ;
11     $m \leftarrow 1$ ;
12   else
13      $p \leftarrow \text{SAMPLEINDIVIDUAL}(Z)$ ;
14      $p \leftarrow \text{MUTATION}(m_f, m_p, p)$ ;
15      $m \leftarrow 1$ ;
16   forall  $t \in \text{REACHEDTARGETS}(p)$  do
17     if  $\text{ISTARGETCOVERED}(t)$  then
18        $\text{UPDATEARCHIVE}(A, p)$ ;
19        $Z \leftarrow Z \setminus \{Z_t\}$ ;
20     else
21        $Z_t \leftarrow Z \cup \{p\}$ ;
22       if  $|Z_t| > N$  then
23          $\text{REMOVEWORSTTEST}(Z_t, \delta)$ ;
24    $\text{UPDATEPARAMETERS}(F, R, N, M)$ ;
25 return  $A$ 

```

Research Question 2 (RQ2) *How does the availability of type information influence test generation?*

4.1 Experimental Setup

The following sections describe the setup that we used for our experiments.

4.1.1 Experiment Subjects

We created a dataset of Python projects for experimentation in order to answer our research questions. We only selected projects that contain type annotations in the style of PEP 484. Furthermore, we excluded projects with dependencies to native code such as `numpy`, from our dataset. We do this to avoid compiling these dependencies, which would require a C/C++ compilation environment in our experiment-execution environment.

We reuse nine of the ten projects from our previous work (Lukasczyk et al. 2020); the removed project is `async_btree`, which provides an asynchronous

Table 1: Projects used for evaluation

Project Name	Version	LOCs	Modules	CodeObjs.	Preds.	Types
apimd	1.2.1	390	1	50.0	106.0	10
black	20.8b1	3 311	3	5.1	12.5	58
codetiming	1.3.0	89	2	12.5	6.5	4
dataclasses-json	0.5.2	891	5	21.4	35.1	23
docstring_parser	0.7.3	506	4	12.5	21.5	9
flutes	0.3.0	235	3	11.7	9.1	8
flutils	0.7	772	6	8.0	22.5	19
httpie	2.4.0	1 274	18	10.3	10.7	22
isort	5.8.0	841	6	22.7	30.0	11
mimesis	4.1.3	685	21	8.9	3.8	4
py-backwards	0.7	618	18	6.9	5.5	13
pyMonet	0.12.0	394	8	18.1	7.3	6
pypara	0.0.24	877	7	33.3	10.0	11
python-semantic-release	7.15.3	205	4	6.7	12.7	4
python-string-utils	1.0.0	421	3	25.3	33.6	7
pytutils	0.4.1	1 048	20	9.5	8.9	4
sanic	21.3.2	1 886	18	12.1	15.3	30
sty	1.0.0rc1	136	3	6.0	1.3	2
thonny	3.3.6	791	5	13.3	40.8	1
typesystem	0.2.4	157	3	7.7	6.4	13
Total		15 527	158	15.1	20.0	13.0

behaviour-tree implementation. The functions in this project are implemented as co-routines, which would require a proper handling of the induced parallelism. Since PYNGUIN currently only targets sequential code it cannot deal with this form of parallelism to avoid any unintended side effects. Thus, the test generation fails and only import coverage can be achieved, independent of the used configuration.

Two projects were selected from the BUGSINPY dataset (Widyasari et al. 2020), a collection of 17 Python projects at the time of writing. The selected projects are those projects in the dataset that provide type annotations. The remaining projects have been randomly selected from the MANYTYPES4PY dataset (Mir et al. 2021), a dataset of more than 5 200 Python repositories designed to evaluate machine learning-based type inference.

This resulted in a set of 158 modules. Table 1 provides a more detailed overview over the projects. The column *Project Name* gives the name of the project on PyPI; the lines of code were measured with the CLOC⁶ utility tool. The table furthermore shows the mean number of code objects and predicates per module, as well as the number of types detected per project. The former two measures give an insight on the project’s complexity; higher numbers indicate larger complexity. The latter provides an overview how many types PYNGUIN was able to parse. Please note that PYNGUIN may not be able to resolve all types.

⁶ <https://github.com/AlDanial/cloc>, accessed 2021-05-04.

4.1.2 Evaluation Metrics

For test generation, the main metric we use to evaluate the performance is code coverage; in particular, we measure branch coverage at the level of bytecode. Branch coverage is defined as the number of covered, that is, executed branches divided by the total number of branches. Similar to Java bytecode, complex conditions are compiled to nested branches with atomic conditions in Python code. We also keep track of coverage over time to shed light on the speed of convergence of the test-generation process; besides, we note the final overall coverage.

We statistically analyse the results to see whether the differences between two different algorithms or configurations are statistically significant or not. We use the non-parametric Mann-Whitney U -test (Mann and Whitney 1947) with a p -value threshold of 0.05 for this. A p -value below this threshold indicates that the null hypothesis can be rejected in favour of the alternative hypothesis. In terms of coverage, the null hypothesis states that none of the compared algorithms reaches significantly higher coverage; the alternative hypothesis states that one of the algorithms yields significantly higher coverage values. We use the Vargha and Delaney effect size \hat{A}_{12} (Vargha and Delaney 2000) in addition to testing for the null hypothesis. The effect size states the magnitude of the difference between the coverage values achieved by two different configurations. For equivalent coverage the Vargha-Delaney statistics is $\hat{A}_{12} = 0.50$. When comparing two configurations C_1 and C_2 , an effect size of $\hat{A}_{12} > 0.50$ indicates that configuration C_1 yields higher coverage than C_2 ; vice versa for $\hat{A}_{12} < 0.50$. Furthermore, we use Pearson’s correlation coefficient r (Pearson 1895) to measure the linear correlation between two sets of data.

4.1.3 Experiment Setting

We ran PYNGUIN on each of the constituent modules in sequence to generate test cases. We used PYNGUIN in version 0.8.0 (Lukasczyk et al. 2021) in a Docker container. The container is used for process isolation and is based on Debian 10 together with Python 3.8.9 (we used the `python:3.8.9-slim-buster` image from Docker Hub as a basis).

We executed PYNGUIN in 10 different configurations: the five generation approaches *Random*, *MOSA*, *DynaMOSA*, *MIO*, and *WS* (see Section 3.6 for a description of each approach), each with both incorporated and omitted type information. We will refer to a configuration with incorporated type information by adding the suffix *TypeHints* to its name, for example, *DynaMOSA-TypeHints* for DynaMOSA with incorporated type information; the suffix *NoTypes* indicates a configuration that omits type information, for example, *Random-NoTypes* for feedback-directed random test generation without type information.

We adopt several default parameter values from EVOSUITE (Fraser and Arcuri 2013). It has been empirically shown (Arcuri and Fraser 2013) that

these default values give reasonably acceptable results. We leave a detailed investigation of the influence of the parameter values as future work. The following values are only set if applicable for a certain configuration. For our experiments, we set the population size to 50. We use a single-point crossover with the crossover probability set to 0.750. Test cases and test suites are mutated using uniform mutation with a mutation probability of $\frac{1}{l}$, where l denotes the number of statements contained in the test case. PYNGUIN uses tournament selection with a default tournament size of 5. The search budget is set to 600s. This time does not include preprocessing and pre-analysis of the subject. Neither does it include any post-processing, such as writing test cases to a file. The search can stop early if 100% coverage is achieved before consuming the full search budget.

To minimise the influence of randomness we ran PYNGUIN 30 times for each configuration and module. All experiments were conducted on dedicated compute servers each equipped with two Intel Xeon E5-2620v4 CPUs and 256 GB RAM, running Debian 10. By binding the memory to the one that is local to the used CPU we mitigate influences of the non-uniform memory access (NUMA) architecture (Majo and Gross 2011; Beyer et al. 2019) of the compute servers. We assigned each run one CPU core and four gigabytes of RAM.

4.2 Threats to Validity

We describe several threats to the validity of our results in this section.

4.2.1 Internal Validity

The standard coverage tool for Python is COVERAGE.PY, which offers the capability to measure both line and branch coverage. It, however, measures branch coverage by comparing the transitions between source lines that have occurred and that are possible. Measuring branch coverage using this technique is possibly imprecise. Not every branching statement necessarily leads to a source line transition, for example, `x = 0 if y > 42 else 1337` fits on one line but contains two branches, which are not considered by COVERAGE.PY. We thus implemented our own coverage measurement based on bytecode instrumentation. By providing sufficient unit tests for it we try to mitigate possible errors in our implementation.

A further threat to internal validity comes from probably flaky tests; a test is flaky when its verdict changes non-deterministically. Flakiness is reported to be a problem, not only for automatically generated tests (Fan 2019) but also for Python test suites in general (Gruber et al. 2021).

The used Python inspection to generate the test cluster (see Section 3.4) cannot handle types provided by native dependencies. We mitigate this threat by excluding projects that have dependencies with native code. This, however,

does not exclude any functions from the Python standard library, which is partially also implemented in C, and which could influence our results.

4.2.2 External Validity

We used 158 modules from different Python projects for our experiments. It is conceivable that the exclusion of projects without type annotations or native-code libraries leads to a selection of smaller projects, and the results may thus not generalise to other Python projects. However, besides the two listed constraints, no others were applied during the selection.

4.2.3 Construct Validity

Methods called with wrong input types still may cover parts of the code before possibly raising exceptions due to the invalid inputs. We conservatively included all coverage in our analysis, which may improve coverage for configurations that ignore type information. Thus, this conservative inclusion might reduce the effect we observed. It does, however, not affect our general conclusions.

A further threat is that we only measure coverage but do not inspect the ability of our generated tests to detect real faults. Detecting real faults would require our PYNGUIN tool to also generate assertions, which is not implemented in PYNGUIN yet.

Additionally, we have not applied any parameter tuning to the search parameters but use default values, which have been shown to be reasonable choices in practice (Arcuri and Fraser 2013).

4.3 RQ1: Comparison of the Test-Generation Approaches

To compare the different test-generation approaches, we report the resulting coverage values for each of them. Otherwise, we use configurations with type information to answer this research question.

The violin plots in Fig. 1 show the distribution of the resulting branch coverage values for each configuration. We note coverage values over the full range of 0% to 100% with a median coverage value of 60% to 71.4%, respectively. Similarly, all violins show a higher coverage density in the range of around 20% to 40%. This is caused by what we call import coverage.

Import coverage is the value of coverage that is achieved by only loading a module. As stated before, the load operation executes all import statements, statements in the global scope of the module as well as all class definition (`class`) and function definition (`def`) statements. It does, however, *not* execute function bodies or inner functions.

The consequence of this is that PYNGUIN was not able to create any valid test case for such modules because it struggles to generate valid inputs for the code under test. As a consequence it does not yield any higher coverage.

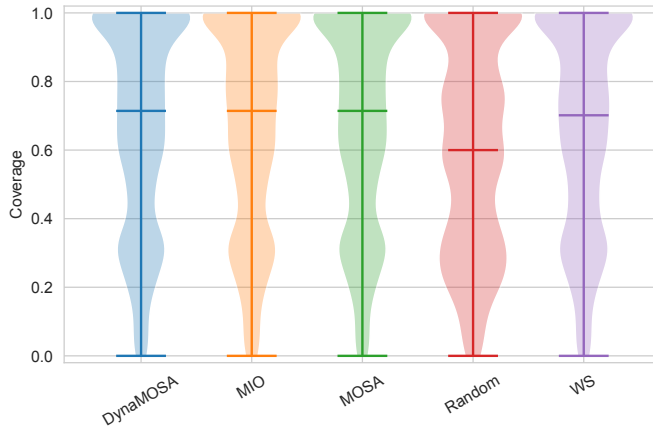


Fig. 1: Coverage distribution per algorithm with type information. The median value is added to the violins.

Table 2: Comparison of the different algorithms, with and without type information. The table gives the median and mean coverage values.

Algorithm	With Type Hints		Without Type Hints	
	median (%)	mean (%)	median (%)	mean (%)
DynaMOSA	71.4	65.8	69.2	63.8
MIO	71.4	65.4	69.2	63.3
MOSA	71.4	65.9	69.8	63.9
Random	60.0	60.1	60.0	58.8
WS	70.1	65.2	67.4	63.0

The second density maximum is reached in the area of 90 % to 100 %. This means PYNGUIN was able to generate tests on many modules that lead to high coverage values. Table 2 shows the median and mean coverage values of all configurations, both with and without included type information.

The results in the table show that the evolutionary algorithms DynaMOSA, MIO, and MOSA perform almost equally, followed by WS. Especially Random performs worse; it yields a coverage value that is up to 11.3 percentage points less in median value than the best configurations, say DynaMOSA, MIO, or MOSA.

A similar picture can be seen when studying the development of the mean coverage value over the full generation time of 600 s, as depicted in Fig. 2. The plot reports the seven configurations with type information. It shows a strong increase in coverage during the first 60 s, where DynaMOSA, MIO, and MOSA reach almost identical coverage values. The curve of MIO then flattens, that is, it cannot cover goals as fast as DynaMOSA or MOSA can. This flattening allows WS to reach up; it yielded on average about 1 % less coverage after 60 s than the best configurations but performs very similar to MIO after the full

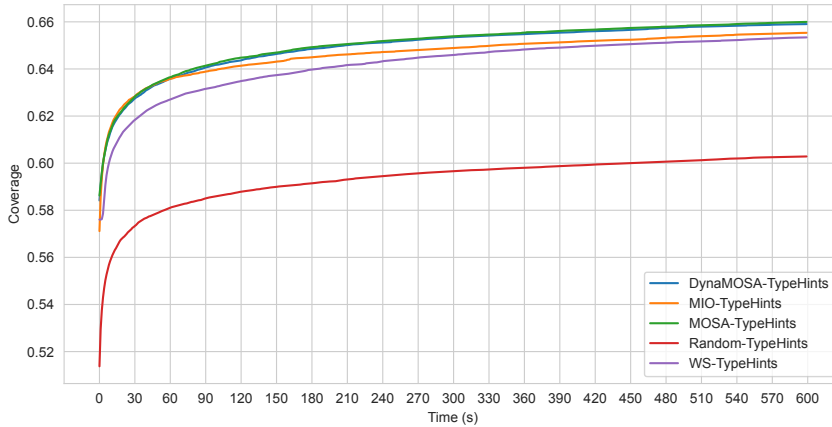


Fig. 2: Development of the coverage over time with available type information. Note the cropped abscissa.

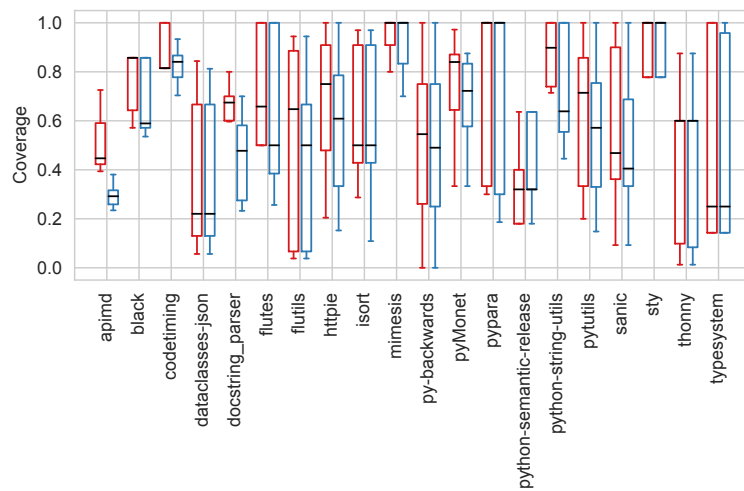
generation time. After the 600 s generation time, the resulting coverage values are almost indistinguishable from the figure; Table 2 shows the values. The worst results are produced by the Random configuration, respectively.

To further shed light on to the resulting coverage, we compare the coverage distributions per project using the Random configuration as a base line. Figure 3 shows the distributions for each project when comparing DynaMOSA to the base line. In Fig. 3a we report the coverage distributions in box plots, in Fig. 3b we report the \hat{A}_{12} effect-size distributions in box plots.

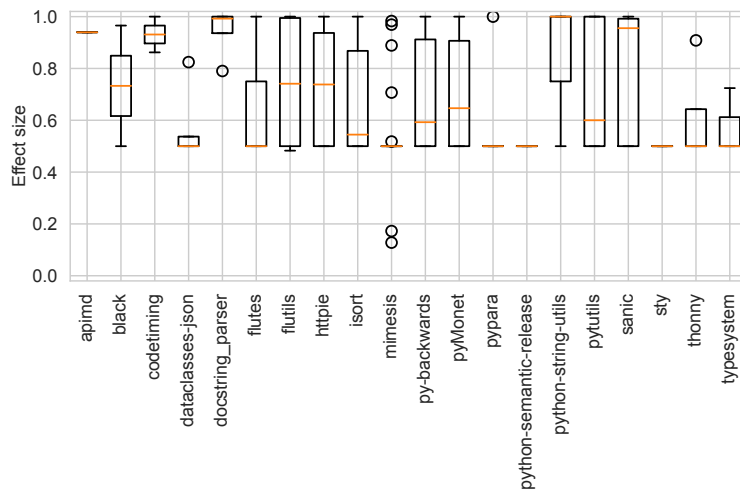
Although we use DynaMOSA as an example configuration in this section, we provide similar plots for the other configurations in the appendix (see Fig. 9 for MIO, Fig. 10 for MOSA, and Fig. 11 for WS). The results show a similar picture for all configurations: for some projects, the selected algorithm achieve higher coverage with a medium to large effect size; for other projects the effect is negligible, if any. This happens similarly for all configurations, on the same projects. In case of DynaMOSA, the projects with large positive effects are `apimd` ($\hat{A}_{12} = 0.940, p = 1.70 \times 10^{-7}$), `docstring_parser` ($\hat{A}_{12} = 0.740, p = 1.69 \times 10^{-10}$). For other projects, such as `sty` there is no notable effect. The reason for this is that both algorithms, DynaMOSA and Random, already achieve very high coverage values. The `sty` project barely uses any branches as can be seen from Table 1. In this case, an algorithm, such as DynaMOSA, that was specifically designed to work with many branches, does not provide an advantage here.

Other projects, such as `dataclasses-json` require very specific input values: the project provides conversion between `dataclasses`⁷ and JSON strings. Both, `dataclasses` and JSON string, need to follow certain rules, to be valid

⁷ a class who's sole purpose is to store data values, see <https://docs.python.org/3/library/dataclasses.html>.



(a) Coverage distributions per project



(b) Effect-size distributions per project

Fig. 3: DynaMOSA-TypeHints versus Random-TypeHints

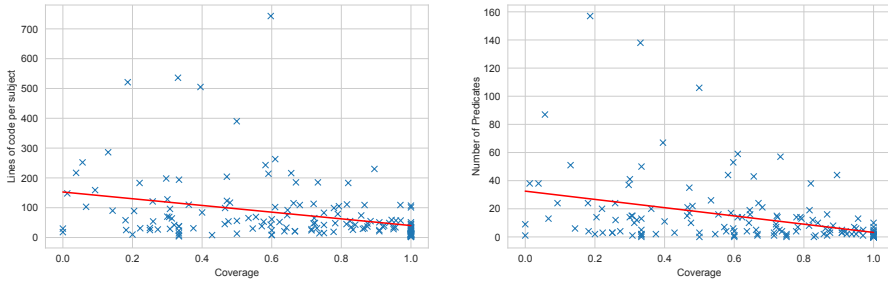
inputs. To suffice these rules, PYNGUIN would need to come up with an own, custom dataclass, such as (taken from the project's documentation):

```

from dataclasses import dataclass
from dataclasses_json import dataclass_json

@dataclass_json
@dataclass
class SimpleExample:
    int_field: int

```



(a) Comparison between mean coverage value and lines of code per module ($r = -0.318, p = 4.80 \times 10^{-5}$)

(b) Comparison between mean coverage value and number of predicates per module ($r = -0.385, p = 6.37 \times 10^{-7}$)

Fig. 4: Comparison of several aspects of a module with the mean coverage value achieved for this module using DynaMOSA-TypeHints

PYNGUIN could then generate an instance of this dataclass by calling `SimpleExample.from_json('{"int_field": 1}')`, which would result in the same instance as calling `SimpleExample(1)`. These rules, however, are unknown to PYNGUIN. Thus, an evolutionary technique like DynaMOSA cannot provide any advances to a random technique because both are not able to come up with proper input values to cover larger parts of the code. Using existing test cases of such a project to seed the test-generation algorithms (Fraser and Arcuri 2012) could lead to larger coverage values. Furthermore, using advanced techniques for input generation, for example, context-free grammars could improve the test generation, as they have been shown to be beneficial in approaches such as grammar-based whitebox fuzzing (Godefroid et al. 2008). Without such advanced techniques the evolutionary search basically degrades to a random search.

The average \hat{A}_{12} of the improvement for DynaMOSA-TypeHints over Random-TypeHints is 0.600, for MIO-TypeHints it is 0.598, for MOSA-TypeHints 0.599, and for WS-TypeHints it is 0.596, respectively.

To further shed light into what influences the achieved coverage values, we compare the coverage values with properties of the subject modules. We hypothesise that the number of lines of code in a module or the number of predicates in a module influences the achieved coverage in a way that larger modules—both in lines of code and predicates—result in smaller coverage values than smaller modules. The scatter plot in Fig. 4a shows that the used modules are of medium size, with most modules consisting of less than 300 lines of code. We note a moderate correlation (Pearson’s $r = -0.318$) with a p -value of 4.80×10^{-5} . This supports our hypothesis that a smaller number of lines in a module is easier to cover.

A similar moderate influence (Pearson’s $r = -0.385$) with a p -value of 6.37×10^{-7} is indicated by the number of predicates in a module. This appears

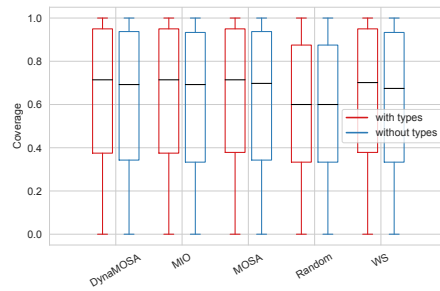


Fig. 5: The distribution of the coverage per algorithm, with and without type information. Configurations with type information are in red on the left, configurations without type informations are in blue on the right of each algorithm.

to be expected and supports our hypothesis: a smaller number of predicates directly influences the number of coverage goals for DynaMOSA; two coverage goals per predicate (the `True` and `False` branches), as well as one coverage goal for each branchless code object.

We further notice that our PYNGUIN tool is able to generate covering tests for good parts of the subjects under test. The evaluation has shown that while PYNGUIN works quite well on many of our chosen projects it struggles on others. A good example is the `typesystem` project. The median coverage value for all algorithms, with and without type information, is only about 25% (see Figs. 3a, 9a, 10a and 11a). This means that for many runs, PYNGUIN was not able to generate a valid test case, because this coverage can only be achieved by importing the module.

Overall, we can answer our first research question as follows:

Summary (RQ1): All studied algorithms yield higher coverage than random testing on average. The effect size largely depends on the algorithm and project. DynaMOSA and MOSA perform best, directly followed by MIO and WS.

4.4 RQ2: Influence of Type Information

To answer our second research question we compare the coverage values between the configurations with and without type annotations. In Fig. 5, we depict the coverage distributions of our studied algorithms. The left box plot of each configuration shows the coverage distribution for the algorithm with type information, the right box plot shows the coverage distribution for the algorithm without type information. Furthermore, we use the per-module \hat{A}_{12} effect sizes on the coverage values again. Figure 6 shows the resulting box plots for the different configurations.

We notice two main findings from these plots: first, the influences of the type information is similar between the different algorithms when comparing

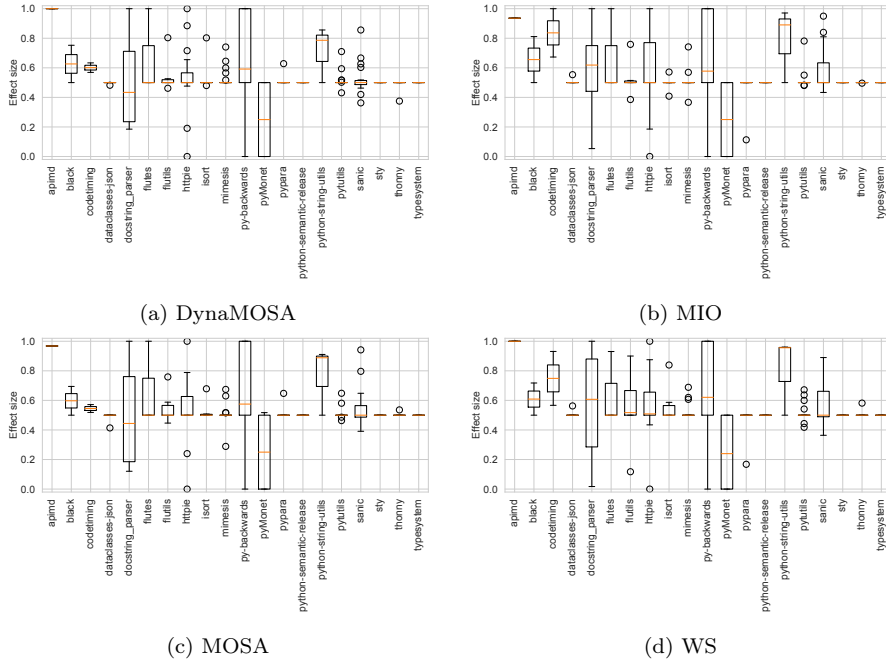


Fig. 6: Influence of types

individual projects. Second, the influence of type information is beneficial for some projects but not for other projects. However, the median effect value is in favour of incorporating type information for all projects, that means, the effect size $\hat{A}_{12} \geq 0.5$. The sole exception of this is the project `pyMonet`, where the incorporation of type information actually has a negative impact for all configurations.

When comparing the development of the coverage over time without type information (see Fig. 7) with the development with type information (see Fig. 2) we notice a very similar behaviour of the respective configurations. The main difference is that the coverage degrades by two to three percent points when removing the type information as can be seen from Table 2 and Fig. 5.

A fact that causes problems for the test generation is the availability and quality of the type information. Overall, we were able to achieve better coverage values on average when incorporating type information into the test-generation process, as we show in Table 2, Fig. 2, and Fig. 7. The effect, however, largely depends on the project. From the box plots of the effect sizes in Fig. 6 we learn that some projects benefit from the type information, for example, `apimd` ($\hat{A}_{12} = 1.00, p = 1.48 \times 10^{-10}$ for DynaMOSA). For other projects or modules, such as the `pyMonet` project, type information actually has a negative impact ($\hat{A}_{12} = 0.406, p = 0.000231$ for DynaMOSA) on the achieved

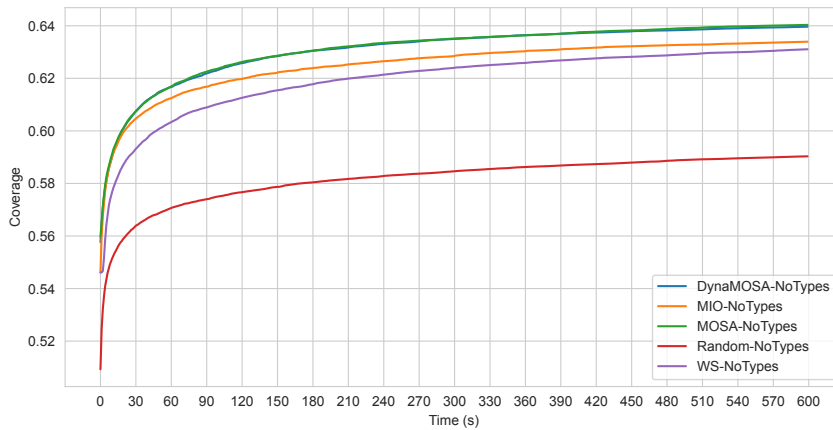


Fig. 7: Development of the mean coverage over time without type information.

coverage values. The project has type information only partially available, that means, many methods come without any type information at all.

Other methods have very generic type annotations, as the following example for their implementation of the **Either** monad shows⁸:

```
def case(
    self, error: Callable[[T], U], success: Callable[[T], U]
) -> U:
    if self.is_right():
        return success(self.value)
    return error(self.value)
```

Here, both parameters **error** and **success** require the parameter to be a function that takes a parameter of the generic type **T** as its input and returns a value of the generic type **U**. Without type information, PYNGUIN does not know about this at all and tries to generate random input values, which are able to cover at least parts of the code. In contrast, when type information is available to PYNGUIN, it tries to fulfil the expected type, which fails due to its generic nature. A random input type is only used with a low probability in this case. Furthermore, this specific example would require to use a function object as a parameter value, which is currently not supported by PYNGUIN; adding the generation of (higher-order) functions has been shown to be beneficial for test generation (Selakovic et al. 2018).

Annotating the **Any** type does not provide any advantage for PYNGUIN, because it is a placeholder for all, potentially infinitely many, types. Hence, PYNGUIN attempts to use a random type from the pool of available types. A

⁸ <https://github.com/przemyslawjanpietrzak/pyMonet/blob/94610ee4f1c71aa5f50e0813539bf1a2ea279d70/pymonet/either.py#L22>, accessed 2021-05-16, formatting adopted to match the line width.

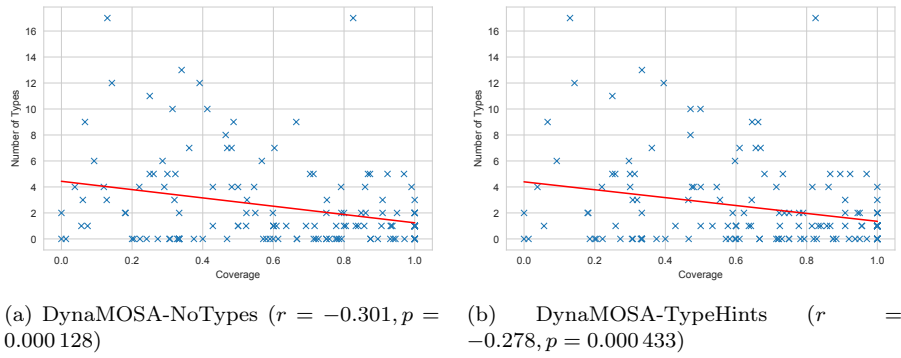


Fig. 8: Comparison between mean coverage value and number of different detected types per module for DynaMOSA

current limitation of our framework lies in the way PYNGUIN processes the type information. It can only produce input values for concrete types, unions of types, and the standard collection types (`dict`, `list`, and `set`). Future work shall handle sub-typing relations.

We furthermore compare the number of detected types per module with the mean coverage value per module. We do this not only for the DynaMOSA configuration with type information but also for the configuration without type information, to see the differences and influences of the type information. Figure 8 shows the results, with Fig. 8a plots the correlation when type information is omitted, whereas Fig. 8b includes the type information.

We note that having a smaller number of types moderately correlates to higher coverage. Furthermore, we see again that type information is beneficial for the achieved coverage results. This effect is small but notable. We identify two potential causes for this, where we leave a detailed evaluation as future work: First, the way PYNGUIN is extracting the type information from the subject under test gives potential for improvement. It utilises a simple static analysis, which recursively traverses over the module and its dependencies, that is based on the `inspect` library of the Python standard API. This analysis skips type annotations it cannot immediately resolve; a more sophisticated analysis could improve the quality of the extracted type information. Second, PYNGUIN fails to generate certain types. An example is the `pypara` project: it utilises abstract classes for type annotations, which cannot be instantiated. Since PYNGUIN does not know about sub-typing relations it cannot try to instantiate a sub-class of the abstract class and therefore fails to generate an input.

The availability and quality of the type information limits the applicability of PYNGUIN. Large parts of the Python project universe do not provide any type information at all. To overcome this issue, many type-inference techniques have been proposed in recent years (for example Xu et al. (2016b); Hellendoorn et al. (2018); Hassan et al. (2018); Malik et al. (2019)). It seems promising to

combine such techniques with PYNGUIN to narrow the search space of input types for programs that do not provide type information themselves.

PYNGUIN is furthermore limited by not being able to support the full expressiveness of the Python programming language. For example, the generated tests can never call an attribute of a class. The reason is based on how attributes are created and handled in Python: they are added dynamically. Best practices prompt the programmer to declare attributes in constructor methods but there is no technical limitation that would prevent adding (or removing) an attribute at any time. So, the information about available attributes of classes can only be approximated by static analyses or traced by a dynamic analysis. Extending PYNGUIN to support more aspects of the Python programming language is planned as future work.

Overall, we can conclude for our second research question:

Summary (RQ2): Incorporating type information supports the test generation algorithms and allows them to cover larger parts of the code. The strength of this effect, however, largely depends on the subject under test.

5 Related Work

Closest to our work is EVOSUITE (Fraser and Arcuri 2013), which is a unit test generation framework for Java. Similar to our approach, EVOSUITE incorporates many different test-generation strategies to allow studies on their different behaviour and characteristics.

To the best of our knowledge, little has been done in the area of automated test generation for dynamically typed languages. Approaches such as SYMJS (Li et al. 2014) or JSEFT (Mirshokraie et al. 2015) target specific properties of JavaScript web applications, such as the browser’s DOM or the event system. Feedback-directed random testing has also been adapted to web applications with ARTEMIS (Artzi et al. 2011). Recent work proposes LAMBDA-TESTER (Selakovic et al. 2018), a test generator that specifically addresses the generation of higher-order functions in dynamic languages. Our approach, in contrast, is not limited to specific application domains.

A related approach to our random test generation can be found in the HYPOTHESIS library, a library for property-based testing in Python (MacIver and Hatfield-Dodds 2019; MacIver and Donaldson 2020). HYPOTHESIS uses a random generator to generate the inputs for checking whether a property holds. It is also able to generate and export test cases based on this mechanism. It does, however, only implement a random generator and does not focus on unit-test generation primarily. TSTL (Groce and Pinto 2015; Holmes et al. 2018) is another tool for property-based testing in Python although it can also be used to generate unit tests. It utilises a random test generator for this but its main focus is not to generate unit tests automatically, which we aim to achieve with our PYNGUIN approach.

For automated generation of unit tests for Python we are only aware of AUGER⁹; it generates test cases from recorded SUT executions, while our approach does the generation automatically.

6 Conclusions

In this work, we presented PYNGUIN, an automated unit test generation framework for Python. We extended our previous work (Lukasczyk et al. 2020) by incorporating the DynaMOSA, MIO, and MOSA algorithms, and by evaluating the achieved coverage on a larger corpus of Python modules. Our experiments demonstrate that PYNGUIN is able to emit unit tests for Python that cover large parts of existing code bases. In line with prior research in the domain of Java unit test generation, our evaluation results show that DynaMOSA and MOSA perform best in terms of branch coverage, followed by MIO and the Whole Suite approach.

While our experiments provide evidence that the availability of type information influences the performance of the test-generation algorithms, they also show that there are several open issues that provide opportunities for further research. A primary challenge is that adequate type information may not be available in the first place, suggesting synergies with research on type inference. However, even if type information is available, generating instances of the relevant types remains challenging. There are also technical challenges that PYNGUIN needs to address in order to become practically usable, such as generation of adequate test assertions and overcoming technical limitations to allow the usage of PYNGUIN for a wider field of projects and scenarios. PYNGUIN's source code is available under the GNU Lesser General Public License from its GitHub repository

<https://github.com/se2p/pynguin>

to invite its usage in further research.

References

- Andrews JH, Menzies T, Li FC (2011) Genetic algorithms for randomized unit testing. *IEEE Transactions on Software Engineering* 37(1):80–94, DOI 10.1109/TSE.2010.46
- Arcuri A (2013) It really does matter how you normalize the branch distance in search-based software testing. *Journal of Software Testing, Verification and Reliability* 23(2):119–147, DOI 10.1002/stvr.457
- Arcuri A (2017) Many independent objective (MIO) algorithm for test suite generation. In: *International Symposium on Search Based Software Engineering (SSBSE)*, Springer, Lecture Notes in Computer Science, vol 10452, pp 3–17, DOI 10.1007/978-3-319-66299-2_1
- Arcuri A (2018) Test suite generation with the many independent objective (MIO) algorithm. *Information & Software Technology* 104:195–206, DOI 10.1016/j.infsof.2018.05.003

⁹ <https://github.com/laffra/auger>, accessed 2020–07–25.

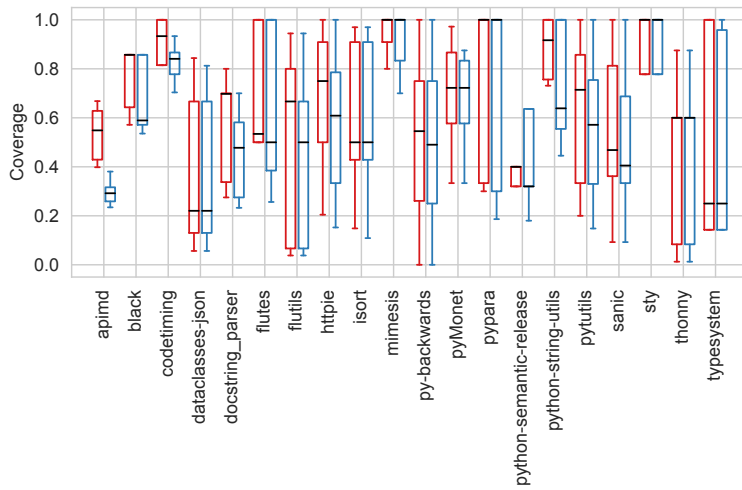
- Arcuri A, Fraser G (2013) Parameter tuning or default values? an empirical investigation in search-based software engineering 18(3):594–623, DOI 10.1107/s10664-013-9249-9
- Artzi S, Dolby J, Jensen SH, Møller A, Tip F (2011) A framework for automated testing of JavaScript web applications. In: International Conference on Software Engineering (ICSE), ACM, pp 571–580, DOI 10.1145/1985793.1985871
- Baresi L, Miraz M (2010) Testful: Automatic unit-test generation for java classes. In: International Conference on Software Engineering (ICSE), ACM, vol 2, pp 281–284, DOI 10.1145/1810295.1810353
- Beyer D, Löwe S, Wendler P (2019) Reliable benchmarking: Requirements and solutions. International Journal on Software Tools for Technology Transfer 21(1):1–29, DOI 10.1007/s10009-017-0469-y
- Campos J, Ge Y, Albuñian N, Fraser G, Eler M, Arcuri A (2018) An empirical evaluation of evolutionary algorithms for unit test suite generation. Information & Software Technology 104:207–235, DOI 10.1016/j.infsof.2018.08.010
- Csallner C, Smaragdakis Y (2004) Jcrasher: an automatic robustness tester for java. Software: Practice and Experience 34(11):1025–1050, DOI 10.1002/spe.602
- Fan Z (2019) A systematic evaluation of problematic tests generated by EvoSuite. In: International Conference on Software Engineering Companion (ICSE Companion), IEEE/ACM, pp 165–167, DOI 10.1109/ICSE-Companion.2019.00068
- Fraser G, Arcuri A (2012) The seed is strong: Seeding strategies in search-based software testing. In: International Conference on Software Testing, Verification and Validation (ICST), IEEE Computer Society, pp 121–130, DOI 10.1109/ICST.2012.92
- Fraser G, Arcuri A (2013) Whole test suite generation. IEEE Transactions on Software Engineering 39(2):276–291, DOI 10.1109/TSE.2012.14
- Gao Z, Bird C, Barr ET (2017) To type or not to type: Quantifying detectable bugs in javascript. In: International Conference on Software Engineering (ICSE), IEEE/ACM, pp 758–769, DOI 10.1109/ICSE.2017.75
- Godefroid P, Kiezun A, Levin MY (2008) Grammar-based whitebox fuzzing. In: Symposium on Programming Language Design and Implementation (PLDI), ACM, pp 206–215, DOI 10.1145/1375581.1375607
- Gong L, Pradel M, Sridharan M, Sen K (2015) DLint: dynamically checking bad coding practices in JavaScript. In: International Symposium on Software Testing and Analysis (ISSTA), ACM, pp 94–105, DOI 10.1145/2771783.2771809
- Groce A, Pinto J (2015) A little language for testing. In: Proceedings of the NASA International Symposium on Formal Methods (NFM), Springer, Lecture Notes in Computer Science, vol 9058, pp 204–218, DOI 10.1007/978-3-319-17524-9_15
- Gruber M, Lukaszczuk S, Kroiß F, Fraser G (2021) An empirical study of flaky tests in python. CoRR abs/2101.09077, 2101.09077
- Hassan M, Urban C, Eilers M, Müller P (2018) Maxsmt-based type inference for python 3. In: International Conference on Computer Aided Verification (CAV), Springer, Lecture Notes in Computer Science, vol 10982, pp 12–19, DOI 10.1007/978-3-319-96142-2_2
- Hellendoorn VJ, Bird C, Barr ET, Allamanis M (2018) Deep learning type inference. In: Joint Meeting of the European Software Engineering Conference and the Symposium on the Foundations of Software Engineering (ESEC/FSE), ACM, pp 152–162, DOI 10.1145/3236024.3236051
- Holmes J, Groce A, Pinto J, Mittal P, Azimi P, Kellar K, O’Brien J (2018) International journal on software tools for technology transfer. Int J Softw Tools Technol Transf 20(1):57–78, DOI 10.1007/s10009-016-0445-y
- Kleinschmager S, Hanenberg S, Robbes R, Éric Tanter, Stefik A (2012) Do static type systems improve the maintainability of software systems? an empirical study. In: International Conference on Program Comprehension (ICPC), IEEE Computer Society, pp 153–162, DOI 10.1109/ICPC.2012.6240483
- Levenshtein VI (1966) Binary codes capable of correcting deletions, insertions, and reversals. In: Soviet physics doklady, vol 10, pp 707–710
- Li G, Andreasen E, Ghosh I (2014) SymJS: Automatic symbolic testing of JavaScript web applications. In: International Symposium on Foundations of Software Engineering (FSE), ACM, pp 449–459, DOI 10.1145/2635858.2635913

- Lukasczyk S, Kroiß F, Fraser G (2020) Automated unit test generation for python. In: International Symposium on Search Based Software Engineering (SSBSE), Springer, Lecture Notes in Computer Science, vol 12420, pp 9–24, DOI 10.1007/978-3-030-59762-7_2
- Lukasczyk S, Kroiß F, Fraser G, Contributors P (2021) se2p/pynguin: Pynguin v0.8.0. DOI 10.5281/zenodo.4719786, URL <https://doi.org/10.5281/zenodo.4719786>
- von Lücken C, Barán B, Brizuela CA (2014) A survey on multi-objective evolutionary algorithms for many-objective problems. *Computational Optimization and Applications* 58(3):707–756, DOI 10.1007/s10589-014-9644-1
- Ma L, Artho C, Zhang C, Sato H, Gmeiner J, Ramler R (2015) Grt: Program-analysis-guided random testing (t). In: International Conference on Automated Software Engineering (ASE), IEEE Computer Society, pp 212–223, DOI 10.1109/ASE.2015.49
- MacIver D, Donaldson AF (2020) Test-case reduction via test-case generation: Insights from the hypothesis reducer (tool insights paper). In: European Conference on Object-Oriented Programming (ECOOP), Schloss Dagstuhl – Leibniz-Zentrum für Informatik, Leibniz International Proceedings in Informatics (LIPIcs), vol 166, pp 13:1–13:27, DOI 10.4230/LIPIcs.ECOOP.2020.13
- MacIver D, Hatfield-Dodds Z (2019) Hypothesis: A new approach to property-based testing. *Journal of Open Source Software* 4(43):1891, DOI 10.21105/joss.01891
- Majo Z, Gross TR (2011) Memory system performance in a NUMA multicore multiprocessor. In: Proceedings of the International Conference on Systems and Storage (SYSTOR), ACM, pp 12:1–12:10, DOI 10.1145/1987816.1987832
- Malik RS, Patra J, Pradel M (2019) Nl2type: Inferring javascript function types from natural language information. In: International Conference on Software Engineering (ICSE), IEEE/ACM, pp 304–315, DOI 10.1109/ICSE.2019.00045
- Mann HB, Whitney DR (1947) On a test of whether one of two random variables is stochastically larger than the other. *The Annals of Mathematical Statistics* 18(1):50–60, DOI 10.1214/aoms/1177730491
- Mayer C, Hanenberg S, Robbes R, Éric Tanter, Stefik A (2012) An empirical study of the influence of static type systems on the usability of undocumented software. In: Annual ACM SIGPLAN Conference on Object-Oriented Programming, Systems, Languages, and Applications (OOPSLA), ACM, pp 683–702, DOI 10.1145/2384616.2384666
- Meyerovich LA, Rabkin AS (2013) Empirical analysis of programming language adoption. In: Annual ACM SIGPLAN Conference on Object-Oriented Programming, Systems, Languages, and Applications (OOPSLA), ACM, pp 1–18, DOI 10.1145/2509136.2509515
- Mir AM, Latoskinas E, Gousios G (2021) Manytypes4py: A benchmark python dataset for machine learning-based type inference. *CoRR* abs/2104.04706, 2104.04706
- Mirshokraie S, Mesbah A, Pattabiraman K (2015) JSEFT: Automated javascript unit test generation. In: International Conference on Software Testing, Verification and Validation (ICST), IEEE Computer Society, pp 1–10, DOI 10.1109/ICST.2015.7102595
- Pacheco C, Lahiri SK, Ernst MD, Ball T (2007) Feedback-directed random test generation. In: International Conference on Software Engineering (ICSE), IEEE Computer Society, pp 75–84, DOI 10.1109/ICSE.2007.37
- Panichella A, Kifetew FM, Tonella P (2015) Reformulating branch coverage as a many-objective optimization problem. In: International Conference on Software Testing, Verification and Validation (ICST), IEEE Computer Society, pp 1–10, DOI 10.1109/ICST.2015.7102604
- Panichella A, Kifetew FM, Tonella P (2018a) Automated test case generation as a many-objective optimisation problem with dynamic selection of the targets. *IEEE Transactions on Software Engineering* 44(2):122–158, DOI 10.1109/TSE.2017.2663435
- Panichella A, Kifetew FM, Tonella P (2018b) A large scale empirical comparison of state-of-the-art search-based test case generators. *Information & Software Technology* 104:236–256, DOI 10.1016/j.infsof.2018.08.009
- Pearson K (1895) Notes on regression and inheritance in the case of two parents. In: Proceedings of the Royal Society of London, vol 58, pp 240–242
- Sakti A, Pesant G, Guéhéneuc YG (2014) Instance generator and problem representation to improve object oriented code coverage. *IEEE Transactions on Software Engineering* 41(3):294–313, DOI 10.1109/TSE.2014.2363479

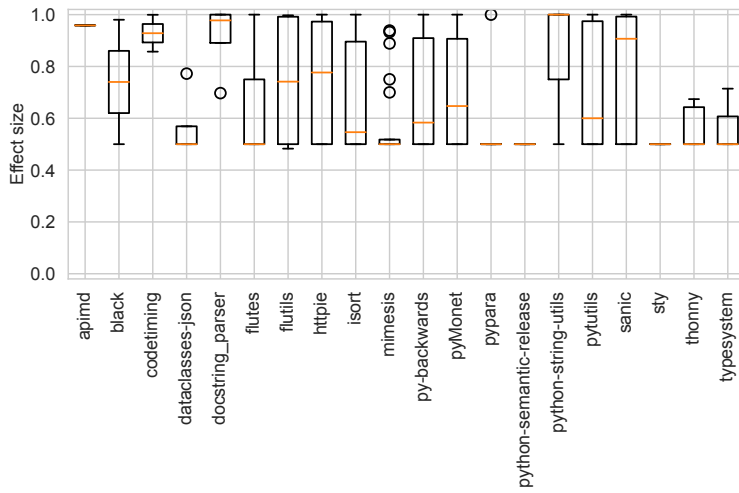
- Selakovic M, Pradel M, Karim R, Tip F (2018) Test generation for higher-order functions in dynamic languages. *Proceedings of the ACM on Programming Languages* 2(OOPSLA):161:1–161:27, DOI 10.1145/3276531
- Tonella P (2004) Evolutionary testing of classes. In: *International Symposium on Software Testing and Analysis (ISSTA)*, ACM, pp 119–128, DOI 10.1145/1007512.1007528
- Vargha A, Delaney HD (2000) A critique and improvement of the cl common language effect size statistics of mcgraw and wong. *Journal of Educational and Behavioral Statistics* 25(2):101–132
- Wappler S, Lammermann F (2005) Using evolutionary algorithms for the unit testing of object-oriented software. In: *Annual Conference on Genetic and Evolutionary Computation (GECCO)*, pp 1053–1060, DOI 10.1145/1068009.1068187
- Widyasari R, Sim SQ, Lok C, Qi H, Phan J, Tay Q, Tan C, Wee F, Tan JE, Yieh Y, Goh B, Thung F, Kang HJ, Hoang T, Lo D, Ouh EL (2020) BugsInPy: A database of existing bugs in Python programs to enable controlled testing and debugging studies. In: *Joint Meeting of the European Software Engineering Conference and the Symposium on the Foundations of Software Engineering (ESEC/FSE)*, ACM, pp 1556–1560, DOI 10.1145/3368089.3417943
- Xu Z, Liu P, Zhang X, Xu B (2016a) Python predictive analysis for bug detection. In: *International Symposium on Foundations of Software Engineering (FSE)*, ACM, pp 121–132, DOI 10.1145/2950290.2950357
- Xu Z, Zhang X, Chen L, Pei K, Xu B (2016b) Python probabilistic type inference with natural language support. In: *International Symposium on Foundations of Software Engineering (FSE)*, ACM, pp 607–618, DOI 10.1145/2950290.2950343

A RQ1: Coverage Distributions and Effect Sizes

This section contains the comparison plots of the remaining configurations compared to Random-TypeHints, to answer RQ1 (see Section 4.3).

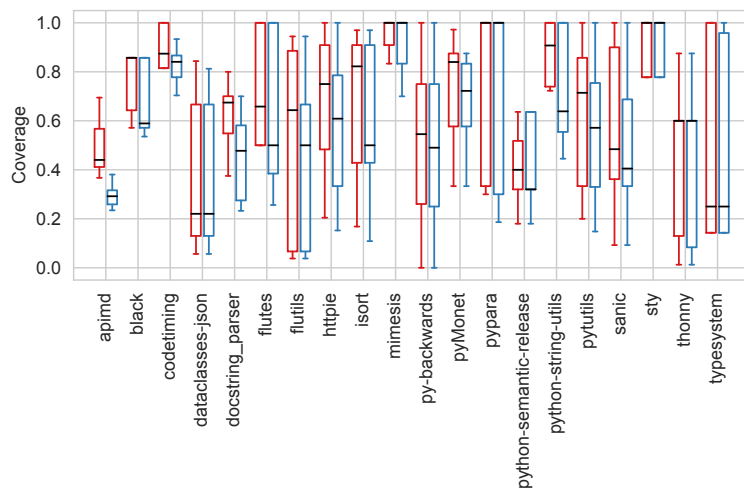


(a) Coverage distributions per project

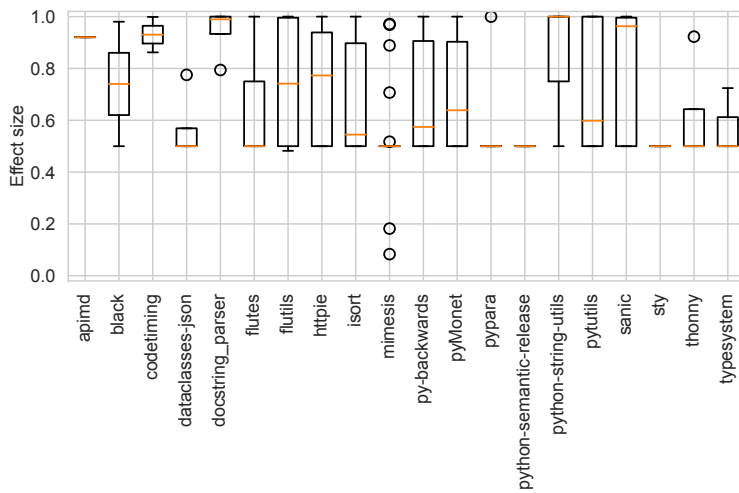


(b) Effect-size distributions per project

Fig. 9: MIO-TypeHints versus Random-TypeHints

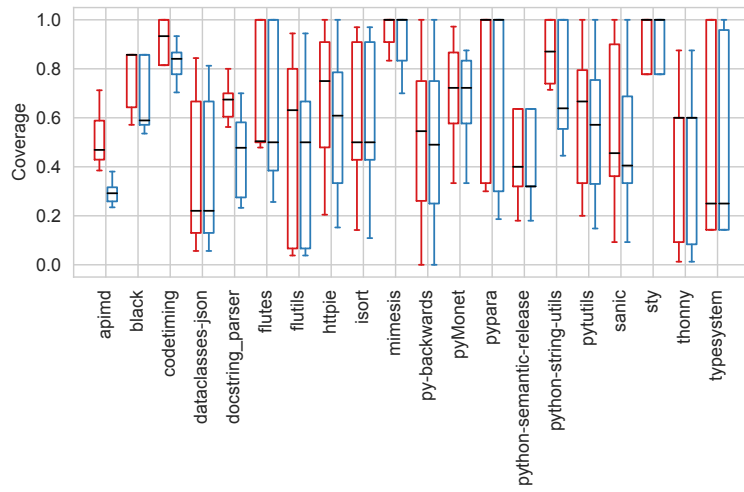


(a) Coverage distributions per project

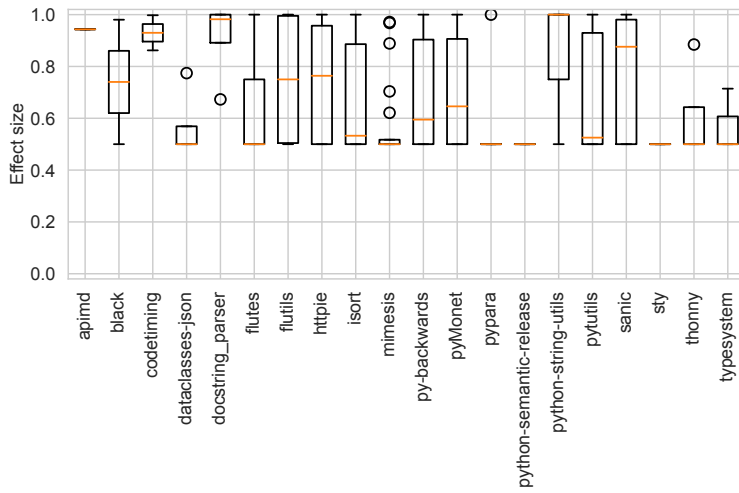


(b) Effect-size distributions per project

Fig. 10: MOSA-TypeHints versus Random-TypeHints



(a) Coverage distributions per project



(b) Effect-size distributions per project

Fig. 11: WS-TypeHints versus Random-TypeHints