

# Modular Decomposition of Hierarchical Finite State Machines

Oliver Biggar, Mohammad Zamani, Iman Shames

---

## Abstract

In this paper we develop an analogue of the graph-theoretic ‘modular decomposition’ in automata theory. This decomposition allows us to identify *hierarchical finite state machines* (HFMSs) equivalent to a given *finite state machine* (FSM). We provide a definition of a module in an FSM, which is a collection of nodes which can be treated as a nested FSM. We identify a well-behaved subset of FSM modules called *thin modules*, and represent these using a linear-space directed graph we call a *decomposition tree*. We prove that every FSM has a unique decomposition tree which uniquely stores each thin module. We provide an  $O(n^2k)$  algorithm for finding the decomposition tree of an  $n$ -state  $k$ -alphabet FSM. The decomposition tree allows us to extend FSMs to equivalent HFMSs. For thin HFMSs, which are those where each nested FSM is a thin module, we can construct an equivalent maximally-hierarchical HFMS in polynomial time.

---

## 1. Introduction

Modular decomposition is a method for constructing a hierarchical representation of a graph. Originally developed by Gallai [14] for the purpose of constructing transitive orientations of comparability graphs, it has since been applied to a large number of applications in graph theory and combinatorics. These include recognising and performing optimisation problems on a variety of classes of graphs and partial orders [15, 23]. The concept has since been generalised to directed graphs, set systems, matroids, hypergraphs and other combinatorial objects [23]. At the core of the modular decomposition is the concept of a *module*, which is a set of nodes of a graph which all share a common neighbourhood among nodes not in this set. More precisely, if  $V$  is the set of nodes of a graph  $G$ , then a set  $M \subseteq V$  is a *module* if every element of  $V \setminus M$  is adjacent to all nodes of  $M$  or none. Modules can be thought of as the inverse of a natural operation on graphs, that of nesting a graph  $H$  within a node  $v$  of another graph  $G$ , which gives a graph  $G \cdot_v H$  where all nodes in  $G$  previously adjacent to  $v$  are now adjacent to all nodes of  $H$ . Recursive decomposition of modules yields a hierarchical representation of a graph, which can then be represented as a tree. While in general there may be exponentially many modules in a graph, and exponentially many choices of such trees, Gallai showed [14] how to construct a unique tree which implicitly represents all other trees; this is what is known as the *modular decomposition*.

However, the modular decomposition has yet to be applied to automata theory. There is a convincing motivation for doing so, because (1) *finite state machines* (FSMs) are pervasive across many fields of computer science and engineering, and (2) the notion of hierarchical nesting is already an established engineering tool for managing complexity in FSMs. The concept was introduced by Harel in [16], where he proposed an extension of FSMs called *statecharts*, which allowed (though did not mandate) nesting of FSMs within states of other

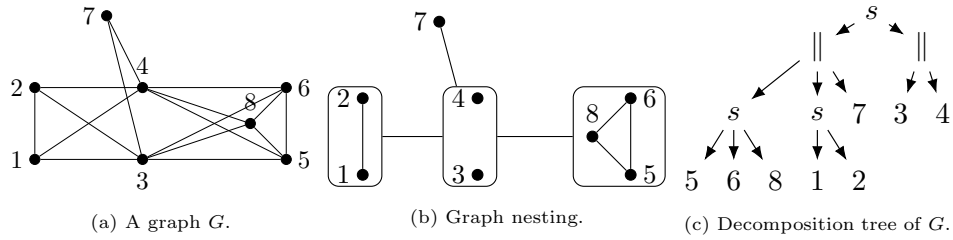


Figure 1: The modular decomposition of a graph. Part b) shows an example of nesting of graphs, and part c) shows  $G$ 's decomposition tree. A graph decomposition tree is made up of *series* ( $s$ ), *parallel* ( $\parallel$ ) and *prime* nodes ( $p$ ) [14]. This example contains only series and parallel nodes.

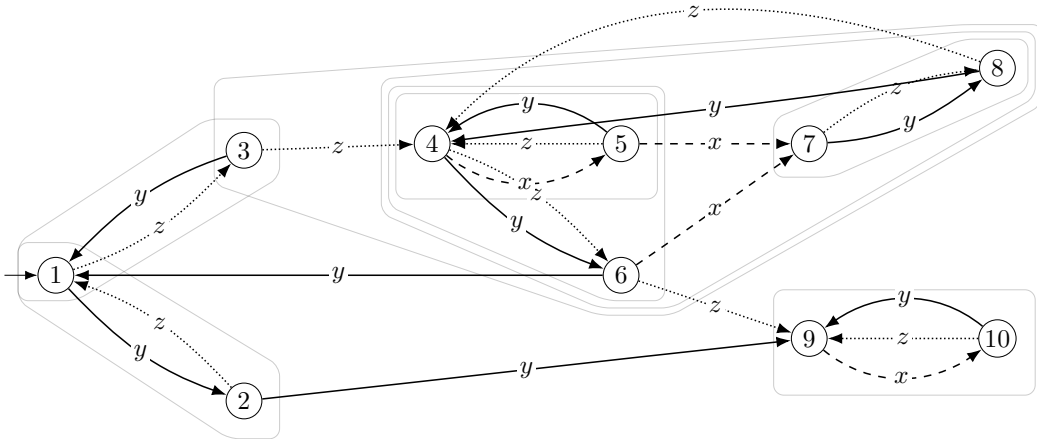


Figure 2: An FSM  $Z$ . The grey loops show the non-trivial *indecomposable modules*, which make up the decomposition tree. These are  $\{1, 2\}$ ,  $\{1, 3\}$ ,  $\{4, 5\}$ ,  $\{4, 5, 6\}$ ,  $\{7, 8\}$ ,  $\{4, 5, 6, 7, 8\}$ ,  $\{3, 4, 5, 6, 7, 8\}$ ,  $\{9, 10\}$  and  $\{1, 2, 3, 4, 5, 6, 7, 8, 9, 10\}$  (not shown).  $Z$  has dimension (number of non-singleton indecomposable modules) 9 and order (size of nesting tree) 1.

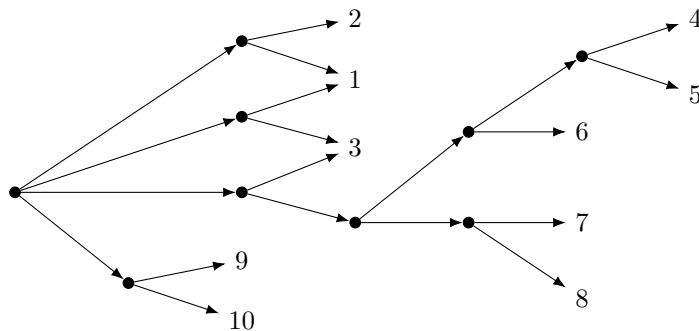


Figure 3: The decomposition tree of the FSM  $Z$  (from Figure 2).

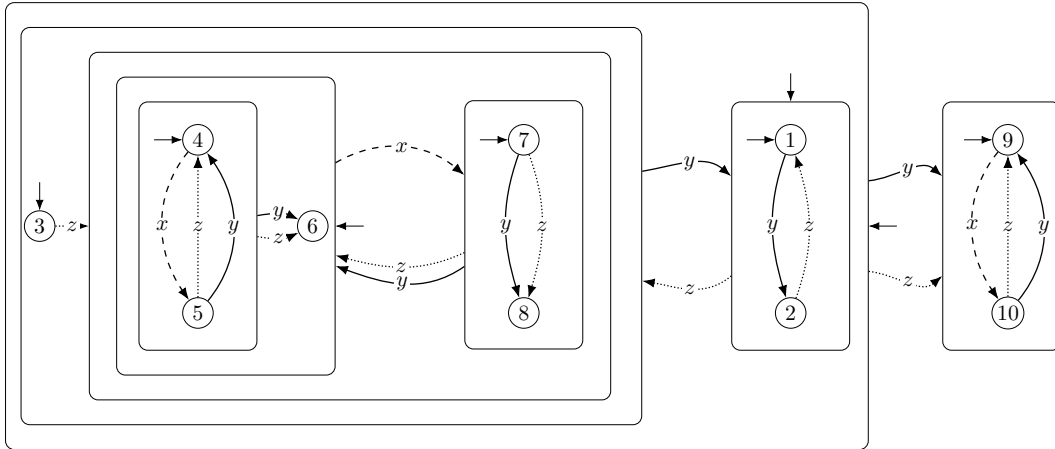


Figure 4: A maximum HFSM  $Y$  that is equivalent to  $Z$  (Figure 2). The dimension of  $Y$  is 9 and its order is 9.

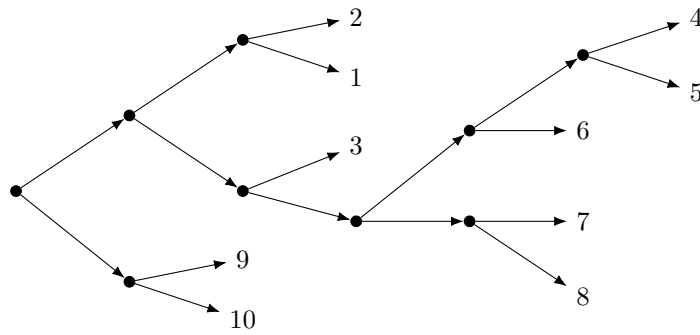


Figure 5: The nesting tree of  $Y$  (Figure 4). Note the similarities and differences between this and Figure 3.

FSMs for the purpose of managing complexity through modularity. Such FSMs are now usually called *hierarchical finite state machines* (HFSMs), and they remain an important tool in software modelling, being a standardised part of the Unified Modelling Language (UML) [7]. An FSM and HFSM are shown in Figures 2 and 4, respectively. Using such a representation improves readability and can represent an FSM equivalently using a logarithmic number of nodes, which can be exploited for model checking [4].

This nested representation is not merely convenient, but also highlights areas of ‘structural independence’ in FSMs. When analysing an HFSM where an FSM  $Z$  is nested in an FSM  $Y$ , we can focus separately on the outer FSM  $Y$  and the inner FSM  $Z$ , because the interface between them is very simple. Standard ‘flat’ FSMs have no such way of being broken down, so understanding their behaviour can be difficult as they grow in size.

Despite the usefulness of representing an FSM hierarchically, these hierarchies must be constructed at the time of design. This is because, unlike in the graph case, nesting in HFSMs is an optional engineering tool to improve clarity and lacks a formal mathematical theory. However, because nested representations are useful, we should mathematically characterise when such representations are possible. Addressing this gap is the goal of this paper. Specifically, we seek to answer the ‘*modular decomposition problem*’ for FSMs: given an FSM, which HFSMs are equivalent to it? In other words, how can we find an equivalent nested representation of a given FSM? Doing so allows us to break FSMs into many ‘independent’ pieces, allowing for optimisation in applications which must analyse FSMs, such as model checking.

Concretely, consider the problem of solving an optimisation problem over an equivalence class of HFSMs. That is, we are given some HFSM and we wish to find an equivalent one which minimises some cost function; an example of such might be the number of arcs or the size of the largest nested FSM. Our theory provides a compact representation of the set of equivalent (thin<sup>1</sup>) HFSMs, making it possible to solve such problems efficiently over these structures.

As an example, consider the FSM  $Z$  (Figure 2) and the HFSMs  $Y$  (Figure 4),  $W_1$  and  $W_2$  (Figure 11). These are all equivalent, but this not obvious a priori. Further,  $Y$  is *maximum* in the sense that no HFSM equivalent to  $Z$  can be ‘more hierarchical’. Using our theory, we can determine which (thin) HFSMs can be equivalent to  $Z$ .

Our contributions in this paper are as follows. In Section 4 we develop and characterise the concept of a module in an FSM (analogous to the definition of a module in a graph). By pairing this with an appropriate interpretation of HFSM execution, we show that these modules are the subsets of nodes which can be equivalently represented as nested FSMs, while preserving the system behaviour. An  $n$ -state FSM has between  $n + 1$  and  $2^{n-1} + n$  modules which may be algorithmically difficult to find. We define a natural subset of modules, called *thin modules*, which have useful algebraic properties and can be efficiently computed. We prove in Section 5 that every FSM possesses a ‘decomposition tree’<sup>2</sup> where the sinks are states of the FSM, and which, like its graph theory equivalent, is a linear-size representation of the set of thin modules of an FSM. Specifically, a set of nodes of the FSM is a thin module if and only if it is a union of overlapping descendants of nodes in this tree. For each such thin module, there is a unique minimal collection of nodes in the tree that represents it. Our theorem proving this (Theorem 5.3) is our analogue of Gallai’s modular

---

<sup>1</sup>Thin HFSMs are defined in Definition 7.1.

<sup>2</sup>In general this is not truly a tree, but it is always a directed acyclic graph.

decomposition theorem. In Figure 3 we show an example of the decomposition tree of an FSM. In Section 6 we provide an  $O(n^2k)$  time algorithm to compute the decomposition tree, where  $k$  is the size of the FSM’s alphabet. As an application, we show in Section 7 how to maximally decompose an (H)FSM into thin modules using this result. This gives an HFSM equivalent to the original HFSM where there is a maximal number of nested states among all equivalent HFSMs (made up of thin modules. See Figure 4). We end the paper by describing a number of open problems that emerge from this line of research (Section 8).

## 2. Related Work

Decomposition of automata was extensively studied in the sixties [18, 19, 17, 29], with the focus on a ‘cascading’ composition, where the output of one machine is fed into the input of another. An important result was Krohn-Rhodes theory [20], which presents a decomposition of an automaton and its associated *transition monoid*. The mathematical impacts of this theory on monoid and semigroup theory have been significant [12]. This theory is somewhat different from ours, because (1) they decompose a *semiautomaton*, which is similar to our FSM but does not have *start states*, and (2) our approach is based on a hierarchical rather than cascading decomposition, because our FSMs do not have output.

Our method of decomposition is based on *modular decomposition*, which has a long history in graph theory, beginning with the work of Gallai [14]. Later work has generalised the modular decomposition to many other kinds of mathematical structure [23, 25, 22]; a survey is given in [15]. There are established criteria for when a family of sets has a tree representation analogous to that of the modular decomposition [23, 8], but in the FSM case our findings strengthen these results. While modular decomposition has been applied to digraphs, which are similar to FSMs, the algebraic structure of each is quite distinct and so the notions of ‘equivalence’ and ‘nesting’ on FSMs and digraphs do not coincide. We discuss a more general definition of a module in Section 4, which we use to include FSMs.

In software engineering, ‘modularity’ (in various senses) has been identified as a desirable property for many years. Several established studies focus on defining techniques for breaking software into smaller and more maintainable modules [26, 27]. More specifically, using hierarchy to manage complexity of FSMs seems to begin with the work of Harel [16], and has since been much discussed in the field of software modelling. However, to the best of our knowledge there has been no mathematical study identifying the possible hierarchical finite state machines equivalent to a given one.

In recent years, HFSMs have received interest in more formal problems of software engineering, particularly in model checking [4, 3, 21, 10, 2, 1]. It is shown in [4] that HFSMs can be (when states can be equivalent to each other) significantly smaller than their equivalent flat FSMs, and model checking can be performed on a hierarchical structure in time proportional to its size, thus providing a significant improvement in complexity when the HFSM is small. Our work complements this by showing how we can construct HFSMs from FSMs, suggesting that it may be possible to use modular decomposition as a preprocessing step for model checking to reduce the size of an FSM’s representation.

Most closely, the module definition we use here directly generalises our module definition in [5], where we perform a similar decomposition for an acyclic FSM-like architecture we call a *decision structure*. This provided a convenient explanation of why popular decision-making architectures like Behavior Trees [11] and Decision Trees are ‘modular’. The algorithm we present here will also work to identify modules in that case.

### 3. Finite State Machines

We start this section by introducing the necessary preliminaries. We use the term *graph* to mean a simple undirected graph, *digraphs* for directed graphs, and *pseudodigraphs* for directed graphs with parallel arcs and loops allowed [6]. In digraphs, we write  $u \longrightarrow v$  to indicate that there is an arc from the node  $u$  to  $v$ . A *directed path* (simply a *path* when there is no ambiguity) is a sequence of nodes  $v_1 \longrightarrow v_2 \longrightarrow \dots \longrightarrow v_n$  in a digraph where each  $v_i$  is distinct and there is an arc from each to the subsequent node in the sequence. We write  $v_1 \rightsquigarrow v_n$  to mean that there is a path from  $v_1$  to  $v_n$ , in which case we say that  $v_n$  is *reachable* from  $v_1$ . If there is also an arc  $v_n \longrightarrow v_1$ , we call this a *cycle*. A digraph with no cycles is called *acyclic*, and we call it a *directed acyclic graph*, which we contract to *dag*. A *tree* is a dag where there is a single node called the *root* which has precisely one path to every other node. A digraph is *strongly connected* if there exists a directed path between every pair of nodes. It is *connected* if there exists an undirected path between every pair of nodes. A digraph  $G$  is *labelled* by a set  $X$  if there is a map assigning arcs of  $G$  to elements of  $X$ . We write  $u \xrightarrow{x} v$  to mean that there is an arc labelled  $x \in X$  from nodes  $u$  to  $v$ , and we refer to this as an *x-arc*. If there is a path from  $u$  to  $v$  where each arc is an *x-arc*, we write  $u \rightsquigarrow^x v$  and call this an *x-path* from  $u$  to  $v$ . A cycle made up of *x-arcs* we call an *x-cycle*. We write a partial function  $f$  from  $X$  to  $Y$  by  $f : X \rightarrow Y$ . Given a partial function  $f : X \rightarrow Y$  and  $x \in X$  we write  $f(x) = \emptyset$  to mean that  $f$  is not defined on  $x$ , and adopt the convention that for any function  $g$ , partial or otherwise,  $g(\emptyset) = \emptyset$ . Given a set  $X$ , we write  $X^*$  for the set of all finite sequences of elements of  $X$ .

**Definition 3.1** (Overlapping Sets). A pair of sets  $X$  and  $Y$  is *overlapping* if  $X \cap Y \neq \emptyset$ ,  $X \not\subseteq Y$ , and  $Y \not\subseteq X$ . More generally, we say a collection of sets  $X = \{X_1, \dots, X_n\}$  is *overlapping* if any partition of  $X$  into two nonempty blocks  $A = \{X_{a_1}, \dots, X_{a_m}\}$  and  $B = \{X_{b_1}, \dots, X_{b_k}\}$  with  $A \cap B = \emptyset$  and  $A \cup B = X$ , there exist a  $X_a \in A$  and  $X_b \in B$  that are overlapping.

The above definition is the natural extension of an overlapping pair of sets to a family of sets.

#### 3.1. FSMs and HFMSs

To begin, we provide a definition of a Finite State Machine<sup>3</sup>, and discuss how such objects operate.

**Definition 3.2** (Finite state machine (FSM), [12]). A *finite state machine (FSM)* is a 4-tuple  $(Q, \Sigma, \delta, s)$ , where

- $Q$  is a finite set of *states*;
- $\Sigma$  is a finite set called the *alphabet*, whose elements we call *symbols*;
- $\delta : Q \times \Sigma \rightarrow Q$  is the *transition function*, which can be a partial function<sup>4</sup>;

---

<sup>3</sup>FSMs, by this definition, are exactly the same as Deterministic Finite Automata (DFAs) [12] without ‘accept’ or ‘reject’ states. While they are very similar, they do have a different notion of equivalence, as we explain later. Equivalently, an FSM by this definition is a Moore machine [24] whose output function is simply the identity function.

<sup>4</sup>An FSM is called *complete* if the transition function is total. In this paper we allow but do not restrict ourselves to complete FSMs, because nesting a complete FSM inside another FSM has no effect.

- $s \in Q$  we call the *start state*.

When given an FSM  $Z$ , we will often write  $Q(Z)$  to mean the state set of  $Z$ .

As is standard in automata theory, an FSM is equivalently defined as a labelled pseudodigraph, where there is an arc labelled  $x \in \Sigma$  from  $u \in Q$  to  $v \in Q$  precisely if  $\delta(u, x) = v$ . The following alternative definition makes this clearer.

**Definition 3.3** (Finite State Machine (FSM)). A *finite state machine (FSM)* is a 5-tuple  $(Q, A, \Sigma, \ell, s)$ , where

- $Q, \Sigma$  and  $s \in Q$  are defined as above;
- $A \subseteq Q \times Q$  is a set of *arcs*;
- $\ell : A \rightarrow \Sigma$  is an arc-labelling function, with the property that each arc out of a given node has a distinct label;

Here,  $Q$  and  $A$  together have the data of a pseudodigraph. The equivalence between these definitions can be observed by noting that  $A$  and  $\ell$  together store precisely the data of  $\delta$ . Because of this equivalence, we allow ourselves to freely apply graph-theoretic concepts to FSMs, such as connectedness and reachability. We will use both definitions interchangeably, but we prefer the graph definition because it is easier to visualise. We will also abuse notation by referring to  $Z$  as a digraph when we mean the underlying digraph  $(Q, A)$ , where there is no ambiguity. Likewise we will refer to elements of  $Q$  interchangeably as both ‘states’ and ‘nodes’. We define FSM ‘execution’ as follows.

**Definition 3.4** (Output Function of FSMs). Let  $Z = (Q, \Sigma, \delta, s)$  be an FSM. We define the *output function* of  $Z$  is the partial function  $\varphi_Z : \Sigma^* \rightarrow Q$  which maps sequences of symbols to a state, defined by  $\varphi_Z(x_1x_2 \dots x_n) = \delta(\dots \delta(\delta(s, x_1), x_2), \dots, x_n)$ <sup>5</sup>.

Recall that  $\delta(\emptyset, x) = \emptyset$ , and so if for any  $i$ ,  $\delta(\dots \delta(\delta(s, x_1), x_2), \dots, x_i) = \emptyset$  then  $\varphi_Z(x_1x_2 \dots x_n) = \emptyset$ . This is why we allow  $\varphi_Z$  to be a partial function. This is the standard way in which FSMs execution is defined, when  $\delta$  is allowed to be partial. We now extend these definitions to HFSMs.

**Definition 3.5** (Hierarchical Finite State Machine (HFSM)). A *hierarchical finite state machine (HFSM)*  $Z$  is a pair  $Z = (X, T)$ , where  $X = \{X_1, \dots, X_n\}$  is a set of FSMs with alphabet  $\Sigma$  and  $T$  is a tree that we call  $Z$ ’s *nesting tree*. The nodes of  $T$  are labelled by FSMs in  $X$ , and the arcs out of a tree-node labelled by  $X_i$  are labelled by nodes  $v_i \in Q(X_i)$ . A *node* of  $Z$  is a node of  $Q_Z := \bigcup_{X_i \in X} Q(X_i)$ . The cardinality of  $X$  we call the *order* of  $Z$  which we write  $\text{order}(Z) := |X|$ .

As is standard for HFSMs [16, 4], we will present them pictorially as labelled graphs where graphs can be nested in nodes of other graphs. An example is shown in Figure 4, and its nesting tree is shown in Figure 5. An HFSM  $Z = (X, T)$  where  $X = \{Y\}$  (that is  $\text{order}(Z) = 1$ ) we call a *flat* HFSM. Flat HFSMs have exactly the same data as FSMs in the normal sense (as defined in Definition 3.2) and we will generally not distinguish between them.

---

<sup>5</sup>In functional programming terminology, this is a *fold*, and we might write  $\varphi_Z = \text{fold}(\delta, s)$

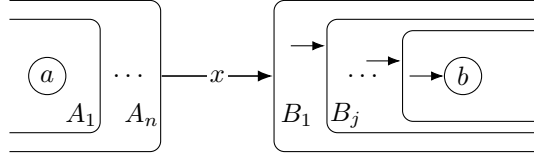


Figure 6: This shows one transition in a hierarchical FSM, as defined by the hierarchical transition function, with  $\psi(a, x) = b$ . Here,  $a$  has no  $x$ -arc, and nor do any of the containing FSMs  $A_1, \dots, A_{n-1}$ . An  $x$ -arc exists out of  $A_n$ , which transitions to the superstate  $B_1$ . The state  $b$  is the nested start state of  $B_1$ .

**Definition 3.6.** Let  $Z = (X, T)$  be an HFMSM. We define the function  $\text{start} : X \rightarrow Q_Z$ , by

$$\text{start}(X_i) = \begin{cases} \text{start}(X_j), & \text{there is an arc } X_i \xrightarrow{s_i} X_j \text{ in } T \\ s_i, & \text{otherwise} \end{cases}$$

where  $s_i$  is the start node of the FSM  $X_i$ .

This recursive definition works because HFMSMs have a finite tree structure. This ‘start’ function identifies the ‘nested’ start state of the FSMs nested within a given node, if they exist, found by following the unique path in  $T$  where all arcs are labelled by start states in their respective FSMs.

**Definition 3.7** (Hierarchical Transition Function). Let  $q$  be a node in an HFMSM  $Z = (X, T)$  where  $q \in Q(X_j)$ ,  $X_j \in X$ . Let  $v = \delta(q, x)$ . Then the *hierarchical transition function* of  $Z$  is defined as

$$\psi(q, x) = \begin{cases} \text{start}(Y), & v \neq \emptyset, X_j \xrightarrow{v} Y \in T, Y \in X \\ v, & v \neq \emptyset, \text{ otherwise} \\ \psi(w, x), & v = \emptyset, W \xrightarrow{w} X_j \in T, W \in X \\ \emptyset, & v = \emptyset, \text{ otherwise} \end{cases}$$

Figure 6 visualises the definition of  $\psi$ . Note that if  $Z$  is flat then this is the same as the transition function of its sole FSM. We now have sufficient setup to define the output function of an HFMSM, analogously to Definition 3.4.

**Definition 3.8** (Output Function of HFMSMs). Let  $Z = (X, T)$  be an HFMSM. Let  $R \in X$  be the FSM labelling the root of  $T$ . Then the *output function* of  $Z$  is the partial function  $\varphi_Z : \Sigma^* \rightarrow Q_Z$  where  $\varphi_Z(x_1 x_2 \dots x_n) = \psi(\dots \psi(\psi(\psi(\text{start}(R), x_1), x_2), \dots), x_n)$ .<sup>6</sup>

**Remark 1** (Intuition for the HFMSM definition). This definition is a formalisation of the functioning of HFMSMs in software engineering [16]. There, HFMSMs are interpreted as follows. The symbols in the input sequence  $x_1 \dots x_n$  are thought of as ‘events’ to which the machine responds, arriving one-by-one, with the ‘current state’  $q$  of the machine stored in between. After a transition has been performed in response to a symbol  $x_i$ , that symbol is said to have been ‘handled’. The current state is then updated to become  $q' = \delta(q, x_i)$ . When hierarchical nesting of FSMs is added, this is treated as a ‘default case’. As an example,

<sup>6</sup>Again recall that  $\varphi_Z(x_1 x_2 \dots x_n) = \emptyset$  if  $\psi$  is not defined on some input in this expression.



suppose the current state  $q$  is contained in an FSM  $F$ , and  $F$  is nested as a state  $v$  in an FSM  $G$ . When the ‘input event’  $x_i$  is received, the program operating the FSM checks first if a transition  $\delta_F(q, x_i)$  exists in  $F$ ; if it does, this transition is performed, and the current state is updated. *Otherwise*, the program checks whether a transition out of  $v$  on symbol  $x_i$  exists in the FSM  $G$  (that is, if  $\delta_G(v, x_i)$  exists); if so, this transition is performed. This concept is repeated for arbitrarily many layers of nesting of FSMs. If a transition  $\delta_Y(q, x_i)$  is performed in an FSM  $Y$ , but  $q'$  contains a nested FSM, then the current state becomes the start state of this FSM, unless that too is nested; this process is repeated until a state is reached that does not contain a nested FSM. If  $q'$  does not have a nested FSM, then it becomes the new current state. Conceptually, each FSM attempts to ‘handle’ events that nested FSMs have not handled.

**Definition 3.9** (Accessible (H)FSMs, [12]). An (H)FSM is *accessible* if every state is reachable from the start state.

In general in this paper we will focus on accessible FSMs and HFSMs. Doing so causes no loss of generality, as one can easily prove that all FSMs are equivalent to an accessible one. The following is notation we will use for FSMs.

**Definition 3.10** ( $x$ -Exit and  $x$ -Entrance). Let  $M$  be a set of nodes of an FSM  $Z$ , and let  $x$  be a symbol in  $\Sigma$ . Then we say

- a node  $v \notin M$  is an  $x$ -*exit* of  $M$  if there is an arc  $u \xrightarrow{x} v$ , with  $u \in M$ ;
- a node  $u \in M$  is an  $x$ -*entrance* of  $M$  if there is an arc  $v \xrightarrow{x} u$ , with  $v \notin M$ .

When we use the term *entrance* (resp. *exit*) unqualified, we mean a node that is an  $x$ -entrance (resp.  $x$ -exit) for some  $x$ .

#### 4. Modules in graphs and FSMs

For graphs, modules are precisely the node subsets which satisfy an important independence property—that is, given a graph  $G$  and module  $M$ , the original  $G$  can be recovered uniquely from the *contraction*  $G/M$  (Definition 4.3) and the *restriction*  $G[M]$  (Definition 4.4), which are each well-defined graphs. We view this as the critical property of modules, and derive a definition of modules for FSMs consistent with this property and so consistent with hierarchical nesting. To begin we define  $G[M]$  and  $G/M$  for both graphs and FSMs.

**Definition 4.1** (Quotient Graph). Let  $G$  be a graph and  $P$  a partition of its node set. The *quotient graph*  $G/P$  is the graph whose node set is  $P$  and where there is an edge  $(p_i, p_j)$  iff  $p_i \neq p_j$  and there is an edge  $(u, v)$  in  $E(G)$  with  $u \in p_i$  and  $v \in p_j$ .

This is the usual quotient of simple graphs, and the definition for FSMs is the graph quotient on the underlying labelled pseudodigraph.

**Definition 4.2** (Quotient FSM). Let  $Z = (Q, \Sigma, \delta, s)$  be an FSM and  $P$  a partition of  $Q$ . The *quotient FSM*  $Z/P$  is the FSM  $(Q/P, \Sigma, \delta', [s]_P)$ , where

$$\delta'([q]_P, a) = [r]_P \text{ iff } \delta(q, a) = r$$

and  $[q]_P$  denotes the block of  $P$  containing  $q$ .

This second definition is not always well-defined, as  $\delta'$  may not be a function. However, when the partition  $P$  is made up of modules it is always well-defined, as we show later.

**Definition 4.3** (Contraction). If  $Z$  is an FSM and  $M$  is a subset of its states, the *contraction* of  $M$  in  $Z$ , written  $Z/M^7$ , is the quotient  $Z/P_M$  where  $P_M$  is the partition  $\{M, \{q_1\}, \dots, \{q_k\}\}$  of  $Q(Z)$  made up of  $M$  and singleton sets for each  $q_i$  in  $Q(Z) \setminus M$ . Extending this definition, if  $M_1, \dots, M_n$  are disjoint state sets, then we write the quotient  $Z/P_{M_i}$  with  $P_{M_i} = \{M_1, \dots, M_n, \{q_1\}, \dots, \{q_t\}\}$  as  $Z/M_1, \dots, M_n$ .

**Definition 4.4** (Restriction). If  $Z$  is an FSM and  $M$  is a subset of its nodes, then  $Z[M]$  is the FSM defined on this induced subgraph whose nodes are in  $M$ , and whose start node is either  $s$  ( $Z$ 's start node) if this is in  $M$  or any node which is the head of a maximal number of arcs whose tails are outside  $M$ . We call  $Z[M]$  the *restriction* of  $Z$  to  $M$ .

While this definition does not always uniquely specify a start node for  $Z[M]$  (multiple nodes may receive the same number of arcs from outside  $M$ ), when  $M$  is a module the start node will always be unique.

**Remark 2.** Both contraction and restriction are defined identically for graphs as they are for FSMs in Definition 4.3 and 4.4, ignoring start states and using the graph definition of quotient.

Lastly we define a binary operation on graphs and FSMs which we call *expansion*, and which plays an inverse role to contraction. On graphs this operation has been called *X-join* or *substitution* [22].

**Definition 4.5** (Graph Expansion). Let  $G$  and  $H$  be graphs, and  $v$  a node of  $G$ . The *expansion of  $H$  at  $v$* , written  $G \cdot_v H$ , is the graph whose node set is  $(N(G) \setminus \{v\}) \cup N(H)$  where all arcs within  $G$  or  $H$  are unchanged and there is an arc from a node  $g \in G$  to a node  $h \in H$  if and only if there is an arc from  $g$  to  $v$  [22].

Modules in graphs have the property that taking a quotient followed by an expansion restores the original graph. This expansion concept is similarly defined for FSMs. Given an HFSM, we construct the equivalent FSM by recursively expanding the HFSMs inside each of its nodes. We demonstrate FSM expansion pictorially in Figure 7.

**Definition 4.6** (FSM expansion). Let  $G$  and  $H$  be FSMs, and let  $v$  be a state of  $G$ . Then, the *expansion of  $H$  at  $v$* , written  $G \cdot_v H$  is the FSM

$$\left( (Q_G \setminus \{v\}) \cup Q_H, \Sigma_G \cup \Sigma_H, \delta', \begin{cases} s_H, & v = s_G \\ s_G, & v \neq s_G \end{cases} \right)$$

where

$$\delta'(q, a) = \begin{cases} \delta_G(q, a), & q \in Q_G \wedge \delta_G(q, a) \neq v \\ s_H, & q \in Q_G \wedge \delta_G(q, a) = v \\ \delta_H(q, a), & q \in Q_H \wedge \delta_H(q, a) \neq \emptyset \\ \delta_G(v, a), & q \in Q_H \wedge \delta_H(q, a) = \emptyset \end{cases}$$

Finally, we must establish what we mean when we say two FSMs are equivalent.

---

<sup>7</sup>All quotients of graphs and FSMs in this paper occur in the context of contractions, so we will not cause any confusion by overloading the operator  $/$  in this way.

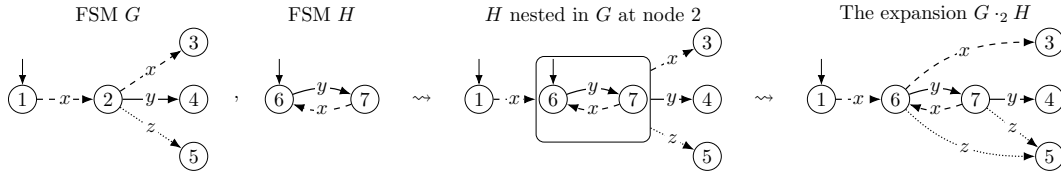


Figure 7: An example of *expansion* on FSMs (Def. 4.6). Two FSMs  $G$  and  $H$  are combined to form a new FSM  $G \cdot_2 H$ .

**Definition 4.7** ((H)FSM Equivalence). Two (H)FSMs  $Y$  and  $Z$  are *equivalent*, written  $Y \cong Z$ , if their output functions  $\varphi_Y$  and  $\varphi_Z$  are equal.<sup>8</sup>

It is straightforward to show (as we do below) that any two accessible FSMs are equivalent if and only if they are equal (in that their states, transition function and start nodes are equal). The same is not true of HFMSs. However, by repeatedly applying the expansion operation we can convert any (accessible) HFMS  $Z$  into a unique equivalent flat (accessible) HFMS, which we call  $Z^F$  [4]. It follows that two accessible HFMSs  $Y$  and  $Z$  are equivalent if and only if  $Y^F$  and  $Z^F$  are equal.

**Theorem 4.8.** *Given two accessible HFMSs  $Z$  and  $Y$ ,  $Z^F$  and  $Y^F$  are unique and  $Z \cong Y$  if and only if  $Z^F = Y^F$ .*

The proof of this theorem as well as other proofs for the rest of the results in this section can be found in Appendix A.

#### 4.1. Modules, abstractly

Now we will define modules. This definition is not the standard one for modules in graph theory (though it is equivalent, as we prove in Theorem 4.10), but we choose it to highlight the otherwise opaque connection between modules in FSMs and graphs<sup>9</sup>. As an example, modules in an FSM are generally not modules of the underlying pseudodigraph. This abstract definition is similar to a universal property in algebra, in that it characterises the *role* of a module with respect to the operations of contraction, restriction and expansion, independent of the definitions of these operations for each class of objects.

**Definition 4.9** (Modules). Let  $Z$  be a graph or FSM. A nonempty<sup>10</sup> subset  $M$  of  $Z$  is a *module* if  $G/M \cdot_M G[M] \cong G$ .

#### 4.2. Modules, concretely

While the above module definition is common to both graphs and FSMs, it is not practical to work with, so now we prove more concrete characterisations of modules in each case.

<sup>8</sup>All the theory up until this point applies to both DFAs and FSMs, because DFAs are FSMs with the addition of a set  $F \subseteq Q$  of *accept* states [12]. However, DFAs have a different notion of equivalence. DFAs  $Y$  and  $Z$  are equivalent if given any input sequence  $x_1 \dots x_n \in \Sigma^*$ ,  $\varphi_Y(x_1 \dots x_n) \in F_Y$  iff  $\varphi_Z(x_1 \dots x_n) \in F_Z$ , so  $Y$  and  $Z$  accept the same *language*. As a result, every FSM module is a DFA module but not conversely.

<sup>9</sup>This definition can be extended beyond graphs and FSMs, to any algebraic structures with appropriate definitions of *contraction*, *restriction*, *expansion* and *equivalence*.

<sup>10</sup>Different authors adopt different conventions with respect to whether the empty set is a module. In this paper we will exclude it for simplicity.

**Theorem 4.10** (Graph Modules). *Let  $G$  be a graph. A nonempty subset  $M$  is a module if and only if for every  $v \notin M$ ,  $v$  is adjacent to all of  $M$  or none of  $M$ .*

The above property is usually used as the definition of a module in graph theory [15, Definition 5]. The ‘concrete’ characterisation of FSM modules is more complex.

**Theorem 4.11** (FSM Modules). *Let  $Z$  be an FSM. A nonempty subset  $M$  is a module if and only if it has at most one entrance, and for each  $x \in \Sigma$ , if  $M$  has an  $x$ -exit then that  $x$ -exit is unique and every node in  $M$  has an  $x$ -arc.*

We will refer to the unique entrance of  $M$  as its *start node*. This overloading of the term makes sense because this node is always the start node of the FSM  $Z[M]$ , and by the definition a module is a set that can be ‘equivalently’ considered as an FSM. It will usually be clear from context whether we are discussing an FSM’s start node or a module’s start node.

#### 4.3. Module properties

We can now easily show a number of properties of modules which follow easily from Theorem 4.11. Most of these are identical to existing results for modules in graphs. Firstly, observe that some modules always exist.

**Lemma 4.12.** For any FSM  $Z$ ,  $Q(Z)$  is a module and the singleton  $\{v\}$  is a module for any  $v \in Q(Z)$ .

**Definition 4.13** (Trivial Modules and Prime FSMs). The modules characterised in Lemma 4.12 are called *trivial modules*. An FSM with only trivial modules we call *prime* [22].

For graphs, modules are generalisations of connected components. That is also true for FSMs.

**Lemma 4.14.** Every connected component (in the graph sense) of an FSM is a module. Every collection of components is a module.

In general, there are families of graphs and FSMs which have exponentially many modules<sup>11</sup> in the number of states in the FSM. In order to reason algorithmically about FSM modules we would like a compact representation of them, and this is what we derive (for *thin* modules) in the next section. We will need the following important theorem.

**Theorem 4.15.** *Let  $Z$  be an FSM and  $X$  a module, and  $Y \subseteq X$  a subset of  $X$ . Then  $Y$  is a module of  $Z$  if and only if it is a module of  $Z[X]$ .*

**Remark 3.** Lemma 4.12 and Theorem 4.15 were first proved for graphs in [14].

#### 4.4. Thin modules

Unfortunately, it is difficult to derive general results for FSM modules because they are not as algebraically well-behaved as we might like. In this paper we handle this problem by focusing on a subset of FSM modules which we call *thin* modules.

---

<sup>11</sup>This is easy to see from Lemma 4.14, though this is not the exclusive case, because there are also families of single-component graphs and FSMs with exponentially many modules.

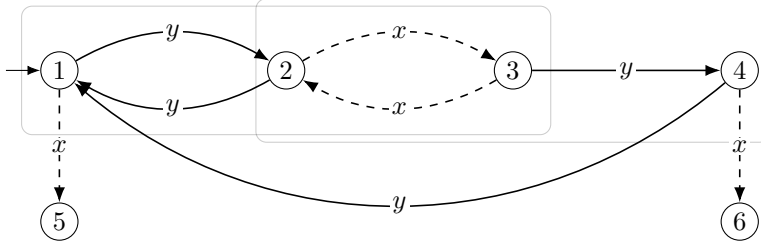


Figure 8: This FSM has precisely two non-trivial modules,  $\{1, 2, 3\}$  and  $\{2, 3, 4\}$ , neither of which are thin; they both contain an  $x$ -loop and have an  $x$ -exit. These modules overlap, but neither their union  $\{1, 2, 3, 4\}$  nor their intersection  $\{2, 3\}$  are modules.

**Definition 4.16** (Thin Modules of FSMs). A module  $M$  of an FSM  $Z$  is *thin* if for every  $x \in \Sigma$ , either  $M$  has no  $x$ -exit or  $M$  contains no  $x$ -cycles.

Recall the general definition of an FSM module (Theorem 4.11). There we require that for each  $M$  with an  $x$ -exit  $k$ , every node in  $M$  has an  $x$ -arc. It follows that for each node  $v$  in  $M$ , either (1) there is an  $x$ -path  $v \rightsquigarrow^x k$ , all of whose nodes except  $k$  are contained in  $M$ , or (2)  $v$  is on an  $x$ -cycle that is entirely contained within  $M$ . For any  $x$ -exit, there will always be at least one node in class (1). Requiring that  $M$  is thin enforces that *all* nodes are in class (1), so there are  $x$ -paths from all nodes in a thin module to any  $x$ -exit in a thin module. The formal statement of this fact is Lemma Appendix B.4.

Thin modules have nicer algebraic properties than general modules. The following is an important and natural<sup>12</sup> lemma which holds for thin modules but not for modules in general.

**Lemma 4.17.** Let  $A$  and  $B$  be overlapping modules. If  $A$  and  $B$  are thin, then  $A \cup B$  and  $A \cap B$  are both thin modules.

This Lemma shall be crucial to our analysis. We prove it later (Lemmas Appendix B.5 and Appendix B.8), but Figure 8 shows how this fails to hold for modules in general, by showing two overlapping non-thin modules whose union and intersection are not modules. This next theorem is very similar to Theorem 4.15, with containment reversed. Again, it holds only for thin modules of FSMs.

**Theorem 4.18.** Let  $Z$  be an FSM and  $X$  a module, and  $Y$  a superset of  $X$ . If  $X$  is thin, then  $Y$  is a thin module of  $Z$  if and only if  $Y/X$  is a thin module of  $Z/X$ .

**Remark 4.** Thin modules exist, because the trivial modules are thin.

<sup>12</sup>Modules in graphs satisfy Lemma 4.17 [8], as do modules in decision structures [5]. Modules in graphs are additionally closed under set difference [8], which FSM modules are not (even when thin). As shown in [23, 8], set families where pairs of overlapping sets are closed under difference, union and intersection always have a tree representation. Our result is not a consequence of this because we do not require modules to be closed under set difference. Separately, it is proved in [13] that set families closed under union and intersection of overlapping sets (such as the thin modules of an FSM) have a  $O(n^2)$ -size representation. Our representation is  $O(nk)$  in the size of the input FSM.

## 5. Thin modular decomposition of FSMs

An FSM may have exponentially many thin modules. Because modules can overlap each other, there may be a great number of choices of decompositions of a given FSM into an HFSM, depending on the different choices of thin modules. In graph theory, the main result of modular decomposition theory is a tree which provides an  $O(n)$ -size representation of the set of all possible modules [14]. In this section we prove the main theorem of our paper, which is the equivalent for thin modules in FSMs: for each accessible FSM, there is a tree-like structure of linear size which implicitly represents all of the thin modules. From here we will assume all FSMs we mention are accessible, because as established every FSM is equivalent to a unique accessible one, where unreachable nodes are ignored. In Section 6 we will discuss how this structure can be computed.

We will construct this structure by identifying thin modules which are *indecomposable*, then building the graph of the inclusion order<sup>13</sup> on these modules and taking its transitive reduction.

**Definition 5.1** (Decomposable and Indecomposable Sets). Let  $F$  be a family of subsets of a finite set  $X$ . An element  $M \in F$  is *decomposable* if there exists a collection  $D_1, \dots, D_n$  of overlapping sets in  $F$  such that  $M = D_1 \cup \dots \cup D_n$ . Otherwise, we call an element *indecomposable*.

**Definition 5.2** (Decomposition tree of an FSM). Let  $Z$  be an FSM. Let  $D$  be the dag whose node set is the indecomposable thin modules of  $Z$ , where there is an arc from nodes  $K$  to  $M$  in  $D$  if and only if  $M \subseteq K$ . Then the *decomposition tree*<sup>14</sup>  $\mathcal{T}_Z$  of  $Z$  is the transitive reduction of  $D$ .

Because every singleton set is an indecomposable thin module of  $Z$ , it is easy to see that the singletons are precisely the sinks of  $Z$ 's decomposition tree. It follows immediately from the definition that the union of the sinks that are the descendants of a given node form precisely the module assigned to that node. When drawing decomposition trees we will therefore label sinks by the element in their respective singleton and all other nodes will remain unlabelled, because the modules corresponding to any node can be recovered from its descendants. This assumption is important to ensure the tree is linear-space<sup>15</sup>. The decomposition tree is unique because the transitive reduction of a dag is unique. An example is shown in Figure 3. We can now state our main theorem:

**Theorem 5.3** (Thin Modular Decomposition of an FSM). *Let  $Z$  be an accessible FSM, and  $\mathcal{T}$  its decomposition tree (Definition 5.2). Given  $t \in \mathcal{T}$ , we write  $\downarrow t$  to denote the set of nodes of  $Z$  labelling sinks reachable from  $t$ . Then,*

1. *a set  $M \subseteq Q(Z)$  is a thin module of  $Z$  if and only if there are nodes  $t_1, \dots, t_n \in \mathcal{T}$  where the sets  $\downarrow t_i$  are overlapping and  $M = \bigcup_{i=1}^n \downarrow t_i$ ;*
2. *for each thin module  $M$  there is a unique minimal set  $\{t_1, \dots, t_k\}$  where the sets  $\downarrow t_i$  are overlapping and  $M = \bigcup_{i=1}^k \downarrow t_i$ ;*

<sup>13</sup>That is, the graph where there is an arc  $M \longrightarrow H$  iff  $H \subset M$ .

<sup>14</sup>This dag is a tree in the digraph sense iff all indecomposable modules are *strong* [15]. See the Appendix.

<sup>15</sup>There are at most a linear number of indecomposable modules, but storing the contents of each may take quadratic space, so we cannot label each node in the decomposition tree by its module without incurring a significant increase in space. The decomposition tree of a graph is constructed in the same way.

3.  $|A(\mathcal{T})| \in O(|A(Z)|)$ .

The proof is long and relies on a collection of auxiliary results. These can be found in Appendix B. However, in what follows, we present a sketch of the proof and a theorem that plays a crucial role in this and other proofs later in the paper. In order to prove Theorem 5.3, we first establish that unions and intersections of overlapping thin modules are thin modules. We then show that in any family of subsets of a finite set that is closed under unions of overlapping elements, every element can be represented as a union of indecomposable ones (Proposition Appendix B.7). We further prove that each thin module is a union of a unique smallest set of indecomposable modules (Proposition Appendix B.9), using the fact they are also closed under intersection. This proves the first two claims of the Theorem.

Before proceeding with establishing the third claim of the theorem we show that each indecomposable thin module can be identified by a node we call its *representative*:

**Theorem 5.4** (Representative Theorem). *Let  $q$  be a node in an FSM  $Z$  that is not the start node. Define*

$$K_q := \bigcap_{\substack{M \text{ thin module} \\ q \in M \\ q \text{ not start node of } M}} M$$

*Then  $K_q$  is always an indecomposable thin module, and for every non-singleton indecomposable thin module  $H$  there exists a node  $q$  such that  $K_q = H$ .*<sup>16</sup>

This allows us to easily prove that  $\mathcal{T}$  has a linear number of nodes, because there are at most  $n - 1$  distinct representatives.

**Corollary 5.5** (Number of Indecomposable Modules). *In any accessible  $n$ -state FSM with  $n > 1$ , there are between  $n + 1$  and  $2n - 1$  indecomposable modules.*<sup>17</sup>

A dag with  $O(n)$  nodes could still potentially have a quadratic number of arcs, however it can be proved that  $\mathcal{T}$  has a linear number of arcs compared to  $Z$ . We do this by showing that if a node  $t_M$  in  $\mathcal{T}$  representing an indecomposable module  $M$  has many arcs out of it in  $\mathcal{T}$ , then these modules overlap  $M$  in a specific branching structure in  $Z$ , and this implies the existence of a proportional number of arcs in  $Z$  (Proposition Appendix B.10).

## 6. Computing the decomposition tree

In the above section we proved that every FSM has a decomposition tree which uniquely represents its set of modules. However, we have yet to discuss how we might compute this representation. In this section we give an algorithm which takes a  $n$ -state  $k$ -symbol accessible FSM and constructs the decomposition tree in  $O(n^2k)$  time. We explain the ideas and theory behind the algorithm, and then prove its correctness and time complexity.

---

<sup>16</sup>We highlight Theorem 5.4 because it plays a significant role in many of the most difficult proofs in the paper, particularly Theorems 6.2, 7.8 and Proposition Appendix B.10).

<sup>17</sup>These bounds are tight. Any prime FSM has  $n + 1$  indecomposable modules. One FSM with  $2n - 1$  indecomposable modules is that consisting of a single  $x$ -path of length  $n$  beginning at the start node.

### 6.1. The concepts of the algorithm

In order to compute the decomposition tree we must find the indecomposable thin modules. Given that every module has a unique start node, we begin our search for modules by fixing a node  $v$ , and identifying the modules for which this is the start node. In the following, we will call a module with start node  $v$  a  $v$ -module. The next step is to formalise the following relationship: if a given node  $u$  is in a given  $v$ -module, then which nodes  $w$  must also be in this module? This relationship is a preorder on  $Q(Z)$  for each fixed  $v$ . We show that this preorder can be constructed concretely as the reachability preorder of a graph  $\mathcal{G}_v$  using Algorithm 1, and we prove this is correct in Theorem 6.1. By choosing the nodes  $v$  in a reverse breadth-first search order from the start node of  $Z$ , we ensure we construct only *indecomposable* thin modules (Algorithm 2), and these are added to the decomposition tree iteratively using Algorithm 3.

---

#### Algorithm 1: Constructing $\mathcal{G}_v$

---

**Input** : Accessible FSM  $Z$ , node  $v \in Q(Z)$   
**Output**: A digraph  $\mathcal{G}_v$

- 1 Create an empty digraph  $\mathcal{G}_v$  with node set  $Q(Z)$ ;
- 2 Given  $x \in \Sigma$ , let  $q_x$  be the node with the longest path  $v \rightsquigarrow^x q_x$  ;
- 3 **for** each node  $u$  in  $Q(Z)$  **do**
- 4     **for** each symbol  $x$  in  $\Sigma$  **do**
- 5         **if** there is an arc  $u \xrightarrow{x} w$  in  $Z$  **then**
- 6             **if**  $w \neq v$  **then**
- 7                 (a) Add  $u \longrightarrow w$  to  $\mathcal{G}_v$ ;
- 8                 **if** there is a path  $v \rightsquigarrow^x t \xrightarrow{x} w$  in  $Z$  **then**
- 9                     (c) Add  $t \longrightarrow u$  to  $\mathcal{G}_v$  (if  $t \neq u$ );
- 10                 **else**
- 11                     (b) Add  $w \longrightarrow u$  to  $\mathcal{G}_v$ ;
- 12             **else**
- 13                 (d) Add  $q_x \longrightarrow u$  to  $\mathcal{G}_v$  (if  $q_x \neq u$ );
- 14 **If**  $v \neq g$ , remove from  $\mathcal{G}_v$  any node which is reachable from  $g$  in  $\mathcal{G}_v$ ;
- 15 **return**  $\mathcal{G}_v$ ;

---

An example of the graph  $\mathcal{G}_v$  is shown in Figure 9. The goal of this algorithm is for  $\mathcal{G}_v$  to satisfy two properties: (1) for any nodes  $u$  and  $w$ , there is a path  $u \rightsquigarrow w$  if and only if  $u$  is contained in every  $v$ -module containing  $w$ ; and (2) every node in  $\mathcal{G}_v$  is contained in some  $v$ -module.

Conceptually, this algorithm works as follows. We begin with an empty graph whose node set is  $Q(Z)$ . The four cases under which we add an arc are labelled (a), (b), (c) and (d) in Algorithm 1. Firstly, suppose  $u \xrightarrow{x} w$  is an arc in  $Z$ , and  $w$  is contained in some  $v$ -module  $H$ . If  $w \neq v$ , then  $w$  is not  $H$ 's unique start node; consequently it cannot receive arcs from outside  $H$ , and so  $u$  is also in this  $v$ -module  $H$ . This is (a) (line 7 of Alg. 1). Thus, arcs in  $Z$  whose head is not  $v$  are retained in  $\mathcal{G}_v$ . If  $u$  and  $w$  are contained in all the same  $v$ -modules, then  $u \longrightarrow w$  and  $w \longrightarrow u$  in  $\mathcal{G}_v$  ((b), line 11). When is  $u$  in  $H$  but *not* also  $w$ ? For this to be true,  $w$  must be the unique  $x$ -exit of  $H$ . By thinness,  $w$  must be on the unique  $x$ -path out of  $v$ , so  $v \rightsquigarrow^x t \xrightarrow{x} w$ . Now, if  $u$  is on this path



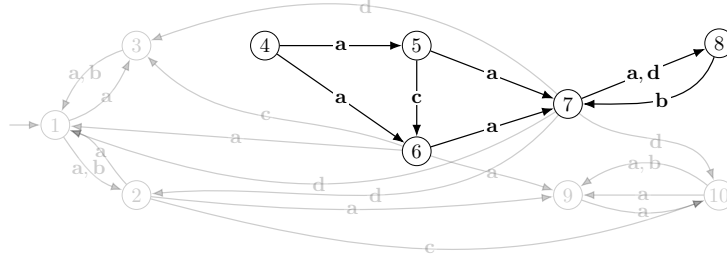


Figure 9:  $\mathcal{G}_4$  (Alg. 1), derived from  $Z$  (Figure 2). Arcs are labelled by the symbols **a**, **b**, **c**, **d** depending on the lines of Algorithm 1 on which they are added to  $\mathcal{G}_4$ . This labelling is for the purpose of clarity and is not used in the algorithm itself. As 4 is not the start node of  $Z$ , all nodes reachable from node 1 are removed, and these nodes are depicted in grey. The remaining nodes  $\{4, 5, 6, 7, 8\}$  form the structure  $\mathcal{G}_4$ .

it must be  $t$ , but if  $u$  is not on this path then the entire subpath  $v \rightsquigarrow^x t$  must be in  $H$ . We enforce this by the arc  $t \longrightarrow u$  ((**c**), line 9 of Alg. 1).

If a node  $u$  is in a  $v$ -module  $H$  but has no  $x$ -arc, then  $H$  must have no  $x$ -exits, and so all nodes on the unique  $x$ -path out of  $v$  must be in  $H$ . This is (**d**) (line 13 of Alg. 1).

We assert that by the end of the outer loop of Algorithm 1, property (1) is satisfied, which is that there is a path  $u \rightsquigarrow w$  in  $\mathcal{G}_v$  if and only if  $u$  is contained in every  $v$ -module containing  $w$ . However, we must still remove nodes which are not in any  $v$ -module. If  $v = g$ , then every node is in at least one  $v$ -module (the trivial module  $Q(Z)$ ). If  $v \neq g$ , then  $g$  is certainly in no  $v$ -module. If there is a path  $g \rightsquigarrow u$  in  $\mathcal{G}_v$  then every  $v$ -module containing  $u$  contains  $g$ , and so  $u$  is not contained in any  $v$ -module. As a result, we remove all such nodes from  $\mathcal{G}_v$  (line 14 of Alg. 1). Theorem 6.1 proves that  $\mathcal{G}_v$  now satisfies our desired criteria.

**Theorem 6.1.** *For  $q \in Q(Z)$ , we write  $\uparrow_v q$  to denote the ancestors of  $q$  in  $\mathcal{G}_v$ . Then, a proper subset  $H$  of  $Z$  is a thin  $v$ -module if and only if there exist nodes  $q_1, \dots, q_m \in Q(Z)$  such that*

$$H = \bigcup_{i=1, \dots, m} \uparrow_v q_i$$

The proof of this theorem and all the other proofs for the results in this section can be found in Appendix C.

## 6.2. The algorithm

The decomposition tree algorithm is shown in Algorithm 2, and makes use of Algorithms 1 and 3 as subroutines.

**Theorem 6.2.** *Algorithm 2 works, i.e. the sets  $\uparrow_v q$  for which Algorithm 3 is called are precisely the indecomposable thin modules of  $Z$ .*

*Proof sketch; full proof in Appendix.* Algorithm 2 works by: iterating through each node  $v$  in a reverse breadth-first-search order; constructing  $\mathcal{G}_v$ ; topologically ordering  $\mathcal{G}_v$ ; constructing  $\uparrow_v q$  for some  $q \in M$  that is not yet in *used*; adding  $\uparrow_v q$  to the decomposition tree using Algorithm 3; then adding  $\uparrow_v q \setminus \{v\}$  to *used*. We will show that the sets  $\uparrow_v q$  on which Algorithm 3 is called are exactly the indecomposable thin modules.

---

**Algorithm 2:** Decomposition Tree Construction

---

**Input** : Accessible FSM  $Z$ , with  $n$  nodes,  $k$  symbols, and start node  $g$   
**Output:**  $Z$ 's decomposition tree  $\mathcal{T}$

- 1 Create a digraph  $\mathcal{T}$  with node set  $Q(Z)$ ;
- 2  $\text{used} \leftarrow \emptyset$ ;
- 3 **for** node  $v$  in any reversed breadth-first-search of  $Z$  from  $g$  **do**
- 4 | Construct  $\mathcal{G}_v$ , using Algorithm 1;
- 5 | **for** each strongly connected component  $M \neq \{v\}$  of  $\mathcal{G}_v$  in topological order **do**
- 6 | | Choose an arbitrary  $q \in M \setminus \text{used}$ ;
- 7 | | AddModule( $\uparrow_v q, \mathcal{T}$ );
- 8 | |  $\text{used} \leftarrow \text{used} \cup (\uparrow_v q \setminus \{v\})$ ;
- 9 **return**  $\mathcal{T}$

---

---

**Algorithm 3:** AddModule

---

**Input** : An indecomposable module  $K$ , and a digraph  $\mathcal{T}$ .  
**Output:** Modifies  $\mathcal{T}$  to contain a node representing the module  $K$ .

- 1 Create new node  $t_K$ , queue  $Q$  and set  $\text{apices} \leftarrow \emptyset$ ;  
// Here  $t_q$  is the node of  $\mathcal{T}$  corresponding to node  $q$  of  $Z$
- 2  $Q \leftarrow [t_q \text{ for } q \text{ in } K]$ ;
- 3 //  $\text{value}$  stores an integer for each node of  $T$   
 $\text{value} \leftarrow \{\text{node} \mapsto \text{in-degree}(\text{node}) \text{ for node in } T\}$ ;
- 4 **while**  $Q$  is non-empty **do**
- 5 |  $v \leftarrow Q.\text{pop}()$ ,  $\text{flag} \leftarrow \text{True}$ ;
- 6 | **for** each predecessor  $p$  of  $v$  **do**
- 7 | |  $\text{value}[p] \leftarrow \text{value}[p] - 1$ ;
- 8 | | **if**  $\text{index} = 0$  **then**
- 9 | | |  $Q.\text{push}(p)$ ;
- 10 | | |  $\text{flag} \leftarrow \text{False}$ ;
- 11 | **If**  $\text{flag}$  is true, add  $v$  to  $\text{apices}$ ;
- 12 **For** each  $\text{apex}$  in  $\text{apices}$ , add an arc  $t_K \longrightarrow \text{apex}$  in  $\mathcal{T}$ ;

---

First, observe that indecomposable  $v$ -modules must have the form  $\uparrow_v q$  for some  $q$ . This is because each of these is a module (Theorem 6.1), and *indecomposable* modules cannot be a union of multiple overlapping modules. Unfortunately, not all  $\uparrow_v q$  are indecomposable. To find those that are, we use Theorem 5.4. It turns out that  $\uparrow_v q$  is indecomposable when  $K_q = \uparrow_v q$ . If  $\uparrow_v q$  is decomposable, then  $K_q \subset \uparrow_v q$ , and there is a node  $w \in \uparrow_v q$  with  $K_q = \uparrow_w q$ .

We can find only the desired  $q$  by choosing the nodes  $v$  in a specific order—this is where the reverse breadth-first-search comes in. If  $H \subset M$  are indecomposable modules with start nodes  $h$  and  $m$  respectively, then all paths from  $g$  to  $h$  pass through  $m$ . Equivalently,  $m$  follows  $h$  on any breadth-first search order from  $g$ ; so  $m$  precedes  $h$  in the reverse order.

For each indecomposable  $v$ -module  $H$ , there is a representative  $q$  such that  $H = \uparrow_v q$  (Theorem 5.4). By induction on the nodes in the reverse breadth-first-search order, we show that each  $q$  is added to *used* precisely as  $K_q$  is added to the decomposition tree. For any fixed  $v$ , either i)  $K_q$  is a proper subset of  $\uparrow_v q$ , in which case  $K_q = \uparrow_w q$ , and since  $w$  has already been visited, we conclude  $q$  is in *used* by the inductive hypothesis. Otherwise, ii)  $\uparrow_v q$  is indecomposable. By searching through  $\mathcal{G}_v$  in topological order for fixed  $v$  we ensure that  $q$  is not in *used* until we construct  $\uparrow_v q$ , and so all indecomposable nodes are eventually added to the tree. This completes the proof.  $\square$

**Lemma 6.3.** Algorithm 3 works; given  $M$ , the arcs added out of  $t_M$  are exactly those in the decomposition tree of  $Z$ .

Algorithm 3 is a straightforward variant of breadth-first-search on the decomposition tree which, given a module  $K$  to add to  $\mathcal{T}$ , locates the nodes  $t_H$  representing modules  $H$  which are immediate successors of  $K$  in the inclusion order on indecomposable modules. It works by maintaining a queue  $Q$  with the invariant that each node in  $Q$  represents a module wholly contained in  $M$ . The queue is initialised with the singleton subsets of  $K$ , and the invariant is maintained by adding nodes to  $Q$  only once all of their predecessors have been visited (which guarantees that the modules they represent are subsets of  $K$ ). We store the nodes  $t_H$  visited which have no successors added to the queue in a set **apices**. These  $H$  are the immediate successors of  $K$  in the inclusion order, so we add arcs  $t_K \longrightarrow t_H$  to  $\mathcal{T}$ .

### 6.3. Time complexity of decomposition tree construction

**Theorem 6.4.** Given an accessible FSM  $Z$ , its decomposition tree can be constructed in  $O(n^2k)$  time.

*Proof.* Firstly, observe that there are no more than  $nk$  arcs in  $Z$ . To begin, we perform a BFS of  $Z$ , and then reverse this order; BFS takes  $O(nk)$  steps. Algorithm 1 constructs  $\mathcal{G}_v$  with an outer loop of size  $n$  and inner loop of size  $k$  (with some additional pre- and post-processing), and so overall takes  $O(nk)$ . At most two arcs are added for each inner loop iteration, so  $|A(\mathcal{G}_v)| \in O(nk)$ . Topologically ordering  $\mathcal{G}_v$  takes  $O(n+nk) = O(nk)$  [28]. Now, we add nodes to *used* every time we add a module to  $\mathcal{T}$ . By Theorem 6.2, we add precisely the indecomposable thin modules to  $\mathcal{T}$ , and by Corollary 5.5 there are at most  $n-1$  of these. Since Algorithm 3 visits every arc of  $\mathcal{T}$  at most once, and  $|A(\mathcal{T})| \in O(|A(Z)|) \in O(nk)$  by Theorem Appendix B.10, it takes  $O(nk)$  operations to add a module to the decomposition tree. Constructing  $\uparrow_v q$  takes also  $O(nk)$  time, but as these operations are performed at most  $n-1$  times the algorithm runs in  $O(n^2k)$  time.  $\square$

## 7. Maximising HFMSMs

The previous sections were devoted to FSMs, and in this section we extend these ideas to HFMSMs. Recall that by Theorem 4.8 each HFMSM  $Z$  is equivalent to precisely one flat HFMSM  $Z^F$ , and potentially many that are not flat. By the definition of a module, a nested state in an HFMSM is always a module in the equivalent flat HFMSM. We now differentiate those HFMSMs where every such module is thin.

**Definition 7.1** (Thin HFMSMs). An HFMSM  $Z = (X, T)$  is *thin* if  $Q(X_i)$  is a thin module of  $Z^F$  for every  $X_i$  in  $X$ .

The previous sections established that FSMs (flat HFMSMs) have a decomposition tree (Definition 5.2) of thin modules, which can be computed efficiently. Now we extend the definition of a decomposition tree to HFMSMs.

**Definition 7.2** (Decomposition Tree of an HFMSM). Let  $Z = (\{X_1, \dots, X_n\}, T)$  be an HFMSM. Then the *decomposition tree*  $\mathcal{T}_Z$  of  $Z$  is the disjoint union of the decomposition trees of the FSMs  $X_1, \dots, X_n$ .

While this definition assigns a unique decomposition tree to each HFMSM, two equivalent HFMSMs may well have different decomposition trees (for instance,  $Z$  and  $Z^F$  if  $Z$  is not flat). However we show in Corollary 7.8 that the decomposition trees of equivalent thin HFMSMs always have the same number of internal nodes.

**Definition 7.3** (Dimension of an HFMSM). Let  $Z$  be an HFMSM. The *dimension*<sup>18</sup> of  $Z$ , written  $\dim Z$ , is the number of non-singleton indecomposable modules in  $Z$ . Equivalently,  $\dim Z$  is the number of non-sink nodes in  $Z$ 's decomposition tree.

Every equivalence class of HFMSMs has a natural partial ordering, with the unique flat FSM the single minimal element (this is a restatement of Theorem 4.8). One HFMSM is 'less than' another in this ordering if we can obtain one by expanding nested FSMs in the other. Formally:

**Definition 7.4** (HFMSM Refinement). Let  $Z$  and  $Y$  be distinct HFMSMs. We say  $Z$  *refines*  $Y$  if  $Y$  can be formed by expanding some nested states in  $Z$ .

For any  $Z$ ,  $Z^F$  can be formed by expanding all nested states, so it follows immediately that  $Z$  refines  $Z^F$ . It also follows that if  $Z$  refines  $Y$  then  $\text{order } Z \geq \text{order } Y$ .

### 7.1. Cores

It turns out that equivalent thin HFMSMs have significant underlying structure, the most important of which being their *core*.

**Definition 7.5** (Contracted Form). Let  $Z$  be an FSM and  $K$  a module. The *contracted form* of  $K$  is the FSM  $Z[K]/M_1, \dots, M_n$ , where  $M_i$  are the *maximal* thin modules contained in  $K$ , that is for each  $i$  there is no thin module  $H$  such that  $M_i \subset H \subset K$ .

---

<sup>18</sup>We refer to the number of indecomposable thin modules as the *dimension* by analogy with linear algebra. By Theorem 5.3, each indecomposable thin module cannot be formed as a union of others (they are 'independent') and every thin module can be uniquely formed by a union of indecomposable ones (they 'span' the set of thin modules).

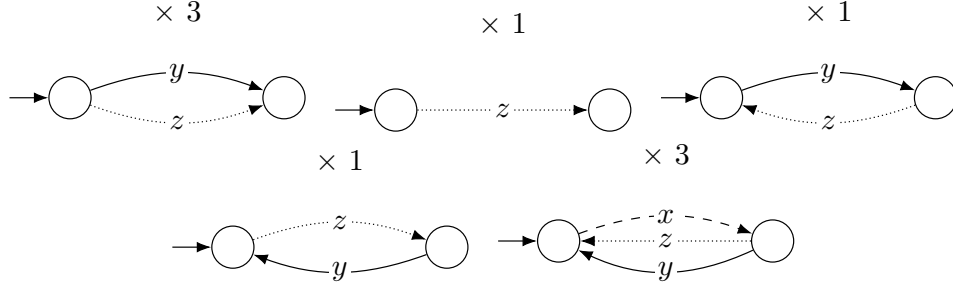


Figure 10: The core of  $Z$  (Figure 2). By Theorem 7.13, and the fact that  $Y$  (Figure 4) is maximum, the FSMs in  $Y$  are exactly the core of  $Z$  (up to node labelling).

This is well-defined and unique because each maximal thin module is disjoint from all of the others; this follows from Lemma Appendix B.5. As a result, the order of modules in this quotient does not matter.

**Definition 7.6** (HFSM Core). Let  $Z$  be an HFSM. The *core* of  $Z$  is the (multi)set of contracted forms of the non-singleton indecomposable thin modules in  $Z$ , ignoring node labels.

An example of the core is shown in Figure 10. A surprising and important fact is the following:

**Theorem 7.7** (Core is an invariant of thin HFSMs). *Let  $Z$  and  $Y$  be thin HFSMs. If  $Z$  and  $Y$  are equivalent then their cores are equal.*

This theorem’s proof and all the other proofs pertinent to the results presented in this section can be found in Appendix D.

Because the cardinality of the core (as a multiset) is precisely the dimension, we obtain the following corollary immediately:

**Corollary 7.8** (Dimension is an invariant of thin HFSMs). *Let  $Z$  and  $Y$  be thin HFSMs. If  $Z$  and  $Y$  are equivalent, then  $\dim Z = \dim Y$ .*

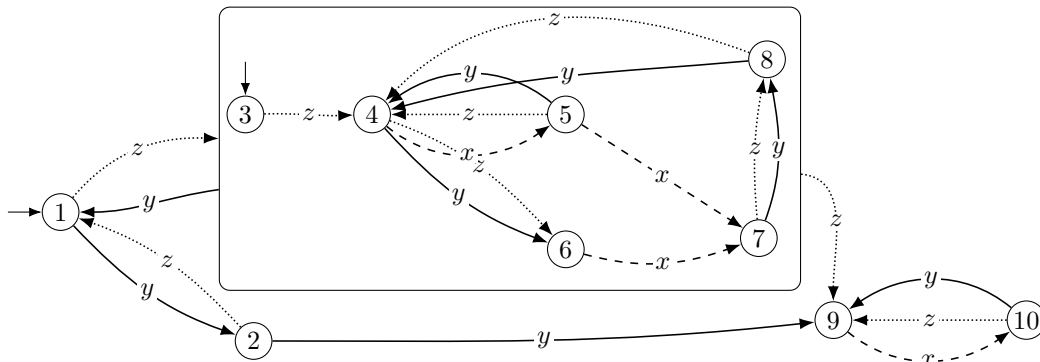
## 7.2. Maximum HFSMs

In general, we would like to refine our HFSMs where possible, because doing so breaks them into smaller and simpler pieces. A natural problem is the following: how do we *maximise* our decompositions, that is, given an HFSM  $Z$ , find an HFSM  $Y$  where  $Y \cong Z$  and for any other  $W \cong Z$ ,  $\text{order}(Y) \geq \text{order}(W)$ . That is, find a ‘maximum HFSM’ (Definition 7.10) equivalent to  $Z$ . In this section we show that every thin HFSM can be refined to a maximum one, and we describe informally an approach to compute it.

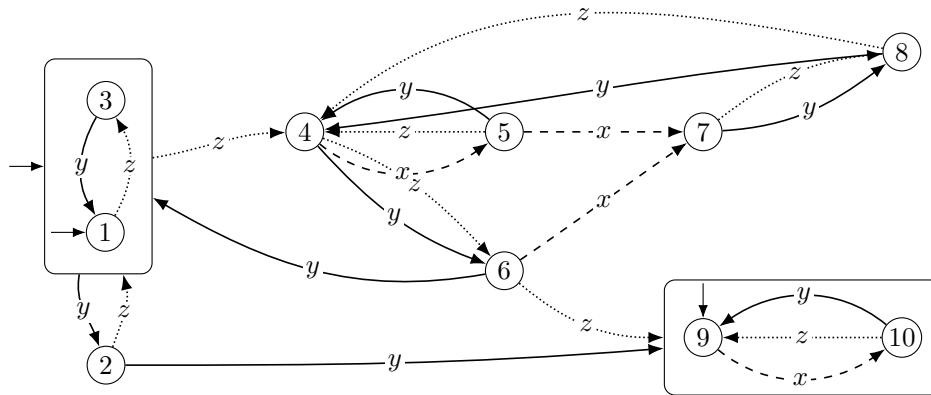
**Definition 7.9** (Maximal Thin HFSM). A thin HFSM  $Z$  is *maximal* if no other thin HFSM refines it as per Definition 7.4.

**Definition 7.10** (Maximum Thin HFSM). A thin HFSM  $Z$  is *maximum* if there is no equivalent thin HFSM with larger order where the order of an HFSM is presented in Definition 3.5.

The following lemma is a straightforward characterisation of maximal thin HFSMs.



(a) An HFSM  $W_1$  equivalent to  $Z$  in Figure 2.



(b) An HFSM  $W_2$ , equivalent to  $Z$  and thus  $W_1$ .

Figure 11: Two HFSMs which refine  $Z$  but which do not refine each other, constructed with different choices of modules from  $Z$ . Note that node 3 is contained in different nested FSMs in  $W_1$  and  $W_2$ .

**Lemma 7.11** (Maximal HFSM). A thin HFSM  $Z = (X, T)$  is *maximal* if and only if there is no non-trivial thin module  $K \subset Q(X_i)$  for any  $X_i \in X$ .

It is obvious that every HFSM has an extension that is maximal. However, it is not obvious that every maximal thin HFSM is also maximum, but that does turn out to be true<sup>19</sup>. This follows from Corollary 7.8.

**Theorem 7.12.** *Let  $Z = (X, T)$  be a thin HFSM. Then there exists a maximum thin HFSM  $Y$  which refines  $Z$  where  $\text{order}(Y) = \text{dim}(Y) = \text{dim}(Z)$ .*

*Proof.* For any  $Z$ ,  $\text{dim } Z = \sum_i \text{dim } X_i \geq \sum_i 1 = \text{order}(Z)$ . Suppose  $\text{order } Z < \text{dim } Z$ . By the pigeonhole principle there exists an FSM  $Y \in X$  where  $\text{dim } Y \geq 2$ . Any such  $Y$  must contain an indecomposable thin module  $M \neq Q(Y)$ , so we can form two FSMs  $Y[M]$  and  $Y/M$ , where every nested state previously in  $Y$  is in one of these.  $Y \cong Y/M \cdot_M Y[M]$ , as  $M$  is a module. Nesting  $Y[M]$  in  $Y/M$  at  $M$  gives a new HFSM  $\hat{Z}$  which refines (and so is equivalent to)  $Z$ . But then by Theorem 7.8  $\text{dim } \hat{Z} = \text{dim } Z$ , but  $\text{order } \hat{Z} = \text{order } Z + 1$ . Repeating this argument gives an HFSM which refines  $Z$  whose order is equal to its dimension, and thus it is maximum since the order is at most this large.  $\square$

It follows from Theorem 7.12 that there is an extension of any thin HFSM that is maximum, and that this maximum extension can be computed by repeatedly identifying and contracting any non-trivial thin modules in the structure. It further follows that *maximal* thin HFSMs and *maximum* thin HFSMs are the same. We prove one more theorem, which asserts a stronger claim.

**Theorem 7.13.** *Let  $Z = (X, T)$  be a maximal thin HFSM. Then, ignoring node labels,  $X = \text{core } Z$ .*

*Proof.* By Lemma 7.11 each FSM  $X_i$  in  $X$  has no non-trivial thin modules, and so the non-singleton indecomposable modules of  $Z$  are exactly  $Q(X_i)$  for each  $X_i$  in  $X$ . Consequently, the core of  $Z$  is the unlabelled contracted forms of  $Q(X_i)$  for each  $X_i$ , but as each contains no non-trivial thin modules they are equal to their contracted form, and so  $X = \text{core } Z$  (ignoring node labelling).  $\square$

It follows from Theorem 7.7 that all equivalent maximum HFSMs are made up of the same collection of FSMs, with possibly different nesting trees.

As an example, consider the FSM  $Z$  (Figure 2). The HFSMs  $W_1, W_2$  (Figure 11) and  $Y$  (Figure 4) are all equivalent to  $Z$ . We can observe that  $Y$  refines  $W_1$  but not  $W_2$ . As its order equals its dimension,  $Y$  is maximum. However, we know now that we could also refine  $W_2$  to a different maximum HFSM by contracting modules, which can be found using the decomposition tree of  $Z$ . By Theorem 7.13, the core of  $Y$  is exactly the FSMs nested in it, which can be seen by comparing Figures 4 and 10.

In the context of our discussion in the introduction, we can view the results of this section as an example of an optimisation problem on thin HFSMs which is solvable through modular decomposition theory. In this case we are optimising for the thin HFSM which has the largest order, and this can easily be computed from the decomposition tree. The techniques used here demonstrate how modular decomposition can be used to solve optimisation problems such as this.

---

<sup>19</sup>As an example of how this is generally false, every independent set in a graph can be extended to a *maximal* independent set but not necessarily a *maximum* independent set. This is also false if we consider non-thin HFSMs.

## 8. Conclusions and Open problems

In this paper we provided a definition for a module and the modular decomposition on FSMs, and showed how it can be computed. We showed also how this can be used to find a maximum HFSM.

This paper introduced a variety of new concepts, so naturally there are a number of unresolved questions which require further thought.

- (Thinness) Almost all results in this paper required the modules to be thin. How much can be recovered when modules are not thin? Is there another refinement of the module concept other than thinness which broadens the applicability of these results?
- (Do modules occur “in the wild”?) In random FSMs, non-trivial modules may well be rare. Are they still rare in FSMs that are used in practice, such as in model checking? We expect that the principle of divide and conquer in engineering design would naturally lead to modules, and so modules may be common in engineered FSMs.
- (Modules and languages.) Because we ignored ‘accepting sets’ in this paper, we did not answer the question of how the modular decomposition relates to the language recognised by an automaton. This would be interesting to explore.
- (The complexity of the modular decomposition.) We conjecture that the running time of the modular decomposition can be improved from  $O(n^2k)$  to  $O(nk)$ .
- (Compressing HFSMs using cores.) In this paper, we assumed all states in an FSM were distinct. If we have an equivalence relation on states (such as that given in a DFA by membership or non-membership in an accepting set) then HFSMs can be ‘compressed’ by merging identical nested HFSMs. As shown in [4], this allows HFSMs to be represented in logarithmic size, and model checking on such HFSMs can be done on the compressed representation. By Theorem 7.7 we can associate to each indecomposable thin module an FSM (its contracted form) and by Theorem 7.13 these are the FSMs that make up maximum HFSMs. ‘Compressing’ an HFSM now consists of merging identically labelled subtrees in the nesting tree. The modular decomposition gives us an implicit representation of possible nesting trees, and so we can choose among the possible equivalent maximum HFSMs one which can be most compressed. While we suspect (via a reduction to the *smallest grammar problem* [9]) that finding the ‘most compressed’ HFSM is NP-hard, heuristics approaches may be useful in practice.

## Acknowledgements

This work is partially supported by Defence Science and Technology Group and the Australian National University.

## References

- [1] Rajeev Alur, Michael Benedikt, Kousha Etessami, Patrice Godefroid, Thomas Reps, and Mihalis Yannakakis. 2005. Analysis of recursive state machines. *ACM Transactions on Programming Languages and Systems (TOPLAS)* 27, 4 (2005), 786–818.



- [2] Rajeev Alur, Thao Dang, Joel Esposito, Yerang Hur, Franjo Ivancic, Vijay Kumar, P Mishra, GJ Pappas, and Oleg Sokolsky. 2003. Hierarchical modeling and analysis of embedded systems. *Proc. IEEE* 91, 1 (2003), 11–28.
- [3] Rajeev Alur, Radu Grosu, and Michael McDougall. 2000. Efficient reachability analysis of hierarchical reactive machines. In *International Conference on Computer Aided Verification*. Springer, 280–295.
- [4] Rajeev Alur and Mihalis Yannakakis. 1998. Model checking of hierarchical state machines. *ACM SIGSOFT Software Engineering Notes* 23, 6 (1998), 175–188.
- [5] Oliver Biggar, Mohammad Zamani, and Iman Shames. 2020. On modularity in reactive control architectures, with an application to formal verification. *arXiv preprint arXiv:2008.12515* (2020).
- [6] John Adrian Bondy, Uppaluri Siva Ramachandra Murty, et al. 1976. *Graph theory with applications*. Vol. 290. Macmillan London.
- [7] Grady Booch, James Rumbaugh, and Ivar Jacobson. [n.d.]. *The Unified Modeling Language User Guide*.
- [8] Binh-Minh Bui-Xuan. 2008. *Tree-representation of set families in graph decompositions and efficient algorithms*. Ph.D. Dissertation. Université Montpellier II-Sciences et Techniques du Languedoc.
- [9] Moses Charikar, Eric Lehman, Ding Liu, Rina Panigrahy, Manoj Prabhakaran, Amit Sahai, and Abhi Shelat. 2005. The smallest grammar problem. *IEEE Transactions on Information Theory* 51, 7 (2005), 2554–2576.
- [10] Edmund M Clarke and Wolfgang Heinle. 2000. *Modular translation of Statecharts to SMV*. Technical Report. Citeseer.
- [11] Michele Colledanchise and Petter Ögren. 2018. *Behavior Trees in Robotics and AI: An Introduction*. CRC Press.
- [12] Samuel Eilenberg. 1974. *Automata, languages, and machines*. Academic press.
- [13] Harold N Gabow. 1995. Centroids, representations, and submodular flows. *Journal of Algorithms* 18, 3 (1995), 586–628.
- [14] Tibor Gallai. 1967. Transitiv orientierbare graphen. *Acta Mathematica Hungarica* 18, 1-2 (1967), 25–66.
- [15] Michel Habib and Christophe Paul. 2010. A survey of the algorithmic aspects of modular decomposition. *Computer Science Review* 4, 1 (2010), 41–59.
- [16] David Harel. 1987. Statecharts: A visual formalism for complex systems. *Science of computer programming* 8, 3 (1987), 231–274.
- [17] Juris Hartmanis. 1966. *Algebraic structure theory of sequential machines*. Prentice-Hall, Inc.
- [18] Richard M Karp. 1964. Some techniques of state assignment for synchronous sequential machines. *IEEE Transactions on Electronic Computers* 5 (1964), 507–518.

- [19] Zvi Kohavi and Edward J Smith. 1965. Decomposition of sequential machines. In *6th Annual Symposium on Switching Circuit Theory and Logical Design (SWCT 1965)*. IEEE, 52–61.
- [20] Kenneth Krohn and John Rhodes. 1965. Algebraic theory of machines. I. Prime decomposition theorem for finite semigroups and machines. *Trans. Amer. Math. Soc.* 116 (1965), 450–464.
- [21] Karen Laster and Orna Grumberg. 1998. Modular model checking of software. In *International Conference on Tools and Algorithms for the Construction and Analysis of Systems*. Springer, 20–35.
- [22] Ross M McConnell and Jeremy P Spinrad. 1999. Modular decomposition and transitive orientation. *Discrete Mathematics* 201, 1-3 (1999), 189–241.
- [23] Rolf H Möhring and Franz J Radermacher. 1984. Substitution decomposition for discrete structures and connections with combinatorial optimization. In *North-Holland mathematics studies*. Vol. 95. Elsevier, 257–355.
- [24] Edward F Moore. 2016. Gedanken-experiments on sequential machines. In *Automata Studies.(AM-34), Volume 34*. Princeton University Press, 129–154.
- [25] Hiroshi Okamoto and Xu le Qiu. 2019. Modular decomposition of Markov chain: detecting hierarchical organization of pervasive communities. arXiv:physics.soc-ph/1909.07066
- [26] David L Parnas. 1972. On the criteria to be used in decomposing systems into modules. In *Pioneers and Their Contributions to Software Engineering*. Springer, 479–498.
- [27] David Lorge Parnas, Paul C Clements, and David M Weiss. 1985. The modular structure of complex systems. *IEEE Transactions on software Engineering* 3 (1985), 259–266.
- [28] Robert Tarjan. 1972. Depth-first search and linear graph algorithms. *SIAM journal on computing* 1, 2 (1972), 146–160.
- [29] Peter Weiner and John E Hopcroft. 1967. Modular decomposition of synchronous sequential machines. In *8th Annual Symposium on Switching and Automata Theory (SWAT 1967)*. IEEE, 233–239.

## Appendix A. Proofs: Section 4

*Proof of Theorem 4.8. Claim: for accessible FSMs  $U$  and  $V$ ,  $U \cong V \iff U = V$ .*

If  $U = V$ , then clearly  $U \cong V$ . Now suppose  $U \neq V$ . There must exist a node  $q$  and symbol  $x \in \Sigma$  such that  $\delta_U(q, x) \neq \delta_V(q, x)$ . Let  $w \in \Sigma^*$  be a word such that  $\varphi_U(w) = q$  or  $\varphi_V(w) = q$ . Such a  $w$  exists because both  $U$  and  $V$  are accessible. Assume w.l.o.g that  $\varphi_U(w) = q$ . If  $\varphi_V(w) \neq q$ , then we are done and  $U \not\cong V$ . Otherwise  $\varphi_U(wx) = \delta_U(q, x) \neq \delta_V(q, x) = \varphi_V(wx)$ , so  $U \not\cong V$ .

*Claim: let  $Z$  be an HFSM with an FSM  $Y$  nested in it. Then the HFSM  $\hat{Z}$  given by expanding  $Y$  in  $Z$  is equivalent to  $Z$ .*

Specifically, if  $Z = (X, T)$ ,  $\hat{Z} := ((X \setminus \{Y\}) \cup \{W \cdot_w Y\}, T')$ , where  $W \xrightarrow{w} Y$  is the arc to  $Y$  in  $T$ . The new tree  $T'$  is defined by

$$a \xrightarrow{v} b \in A(T') \iff \begin{cases} a = W \cdot_w Y, W \xrightarrow{v} b \in A(T) \\ a = W \cdot_w Y, Y \xrightarrow{v} b \in A(T) \\ a \neq W \cdot_w Y, a \xrightarrow{v} b \in A(T) \end{cases}$$

We show that the hierarchical transition function  $\psi_Z$  and  $\psi_{\hat{Z}}$  are equal. Let  $x$  be a symbol and  $q$  a node of  $Z$  and  $\hat{Z}$  (noting first that they have the same node set). First, suppose  $q \in Q(Y)$ . There exists a sequence of FSMs  $K_1, \dots, K_n$  in  $Z$  and  $\hat{Z}$  such that  $q, Y, W, K_1, \dots, K_n$  and  $q, W \cdot_w Y, K_1, \dots, K_n$  is the sequence of FSMs from  $q$  to the root in  $T$  and  $T'$  respectively. If  $\delta_Y(q, x)$  exists, then  $\delta_{W \cdot_w Y}(q, x) = \delta_Y(q, x)$  by Def. 4.6 and so  $\psi_Z(q, x) = \text{start}(\delta_Y(q, x)) = \text{start}(\delta_{W \cdot_w Y}(q, x)) = \psi_{\hat{Z}}(q, x)$ . If  $\delta_Y(q, x)$  does not exist but  $\delta_W(w, x)$  does, then by Def. 4.6  $\delta_{W \cdot_w Y}(q, x) = \delta_W(w, x)$  and so again  $\psi_Z(q, x) = \text{start}(\delta_W(w, x)) = \psi_{\hat{Z}}(q, x)$ . If neither exists, then  $\delta_Y(q, x)$  and  $\delta_{W \cdot_w Y}(q, x)$  do not exist and so  $\psi_Z(q, x) = \psi_{\hat{Z}}(q, x)$ .

Now suppose that  $q \notin Q(Y)$ . If  $W$  is not on the path from the root to  $q$  in  $Z$  then  $\psi_Z(q, x) = \psi_{\hat{Z}}(q, x)$ . Assume it is, and we find that again there are FSMs  $K_1, \dots, K_n$  in  $Z$  and  $\hat{Z}$  such that

$$q \xleftarrow{q} K_1 \xleftarrow{k_1} \dots \xleftarrow{\mu} W \text{ or } W \cdot_w Y \xleftarrow{\dots} \dots \xleftarrow{k_n} K_n$$

where the only difference in these paths is that the  $j$ -th item on this path is either  $W$  or  $W \cdot_w Y$  for  $Z$  and  $\hat{Z}$  respectively. If  $\delta_{K_i}(k_{i-1}, x)$  exists for any  $i < j$ , then  $\psi_Z(q, x) = \psi_{\hat{Z}}(q, x)$ . Otherwise, observe that by Def. 4.6  $\delta_W(\mu, x)$  exists if and only if  $\delta_{W \cdot_w Y}(\mu, x)$  exists, and if neither exists then  $\psi_Z(q, x)$  cannot differ from  $\psi_{\hat{Z}}(q, x)$ . If they exist, then either  $\delta_W(\mu, x) \neq v \implies \delta_{W \cdot_w Y}(\mu, x) = \delta_W(\mu, x) \implies \psi_Z(q, x) = \text{start}(\delta_W(\mu, x)) = \psi_{\hat{Z}}(q, x)$  or  $\delta_W(\mu, x) = v \implies \delta_{W \cdot_w Y}(\mu, x) = s_Y$ . But then  $\psi_Z(q, x) = \text{start}(v) = \text{start}(s_Y) = \text{start}(\delta_{W \cdot_w Y}(\mu, x)) = \psi_{\hat{Z}}(q, x)$  by the recursive definition of the start function.

*Claim: For an HFSSM  $Z$ ,  $Z^F \cong Z$ , and  $Z^F$  is unique.*

There exists a sequence of expansions of FSMs in  $Z$  which take  $Z$  to  $Z^F$ . By the previous claim, it follows that  $Z^F \cong Z$ . Then because flat FSMs are unique up to equivalence (the first claim)  $Z^F$  is unique.

*Claim: For HFSSMs  $Z$  and  $Y$ ,  $Z \cong Y \iff Z^F = Y^F$ .*

Since  $Z \cong Z^F$  and  $Y \cong Y^F$ , then  $Z \cong Y \implies Z^F \cong Z \cong Y \cong Y^F \implies Z^F = Y^F$ . Likewise,  $Z \not\cong Y \implies Z^F \cong Z \not\cong Y \cong Y^F \implies Z^F \neq Y^F$ .  $\square$

*Proof of Theorem 4.10.* We call this property  $(\dagger)$ . Let  $M$  be a set of nodes. Observe first that the node sets of  $G$  and  $G/M \cdot_M G[M]$  are the same. Suppose a set  $M$  of nodes satisfies  $(\dagger)$ . We show that for any node  $v \in G$ , its neighbourhood in  $G$  and  $G/M \cdot_M G[M]$  is the same, so these graphs are the same. For any  $v$ , let  $N_G(v)$  be its neighbourhood in  $G$ ,  $N_M(v)$  be its neighbourhood in  $G[M]$ , and let  $N_{M^c}(v)$  be its neighbourhood in  $G \setminus M$ . If  $v \notin M$  is not adjacent to any nodes in  $M$ , then its neighbourhood is the same in  $G$  and  $G/M \cdot_M G[M]$ . Now suppose  $v \in M$ . By  $(\dagger)$ ,  $N_{G/M}(M) = N_{M^c}(v)$ , and  $N_{G/M \cdot_M G[M]}(v) = N_{G/M}(M) \cup N_{G[M]}(v)$  by definition of expansion, so  $N_{G/M \cdot_M G[M]}(v) = N_{M^c}(v) \cup N_{G[M]}(v) = N_G(v)$  as required. Finally, suppose  $v$  is adjacent to a node in  $M$ . Then by  $(\dagger)$ ,  $v$  is adjacent to all of  $M$ . Now,  $N_G(v) = N_{M^c}(v) \cup N_M(v)$ . Then  $N_{G/M}(v) = N_{M^c}(v) \cup \{M\}$  and  $N_{G/M \cdot_M G[M]}(v) = N_{M^c}(v) \cup M = N_G(v)$ , again by definition of expansion. Now we show  $(\dagger)$  is a necessary condition to be a module. If  $M$  does not satisfy  $(\dagger)$ , then there exists a  $k$  which is adjacent

to  $u \in M$  and nonadjacent to  $v \in M$ . However, as  $k$  is adjacent to some of  $u$  is it adjacent to  $M$  in  $G/M$ , and so is adjacent to all of  $M$  in  $G/M \cdot_M G[M]$ , and thus  $G/M \cdot_M G[M] \cong G$ .  $\square$

*Proof of Theorem 4.11.* We call this property  $(\ddagger)$ . First observe that the node sets  $Q(Z)$  and  $Q(Z/M \cdot_M Z[M])$  are the same.

( $M$  satisfies  $(\ddagger) \implies M$  is a module)

Let  $\alpha$  be the entrance of  $M$ , if it exists.

- $u, v \notin M$ :  $u \xrightarrow{x} v$  is an arc in  $Z/M \cdot_M Z[M]$  iff  $u \xrightarrow{x} v$  is an arc in  $Z/M$  iff  $u \xrightarrow{x} v$  is an arc in  $Z$ .
- $u \notin M, v \in M$ : Then  $v = \alpha$  by  $(\ddagger)$ . Thus, If  $u \xrightarrow{x} v$  is an arc in  $Z$  then  $u \xrightarrow{x} M$  is an arc in  $Z/M$  and thus  $u \xrightarrow{x} \alpha = u \xrightarrow{x} v$  is an arc in  $Z/M \cdot_M Z[M]$ . Similarly,  $u \xrightarrow{x} v = u \xrightarrow{x} \alpha$  in  $Z/M \cdot_M Z[M]$  means that  $u \xrightarrow{x} M$  in  $Z/M$ , which implies there is an  $x$ -arc from  $u$  into  $M$  in  $Z$ , but all such arcs go to  $\alpha = v$ .
- $u \in M, v \notin M$ : Let  $u \xrightarrow{x} v$  be in  $Z$ . The node  $u$  has only one  $x$ -arc out of it in  $Z$ , so it has no  $x$ -arc in  $Z[M]$  as  $v \notin M$ . Since  $M \xrightarrow{x} v$  is an arc in  $Z/M$ , we know in  $Z/M \cdot_M Z[M]$  all nodes in  $Z[M]$  without  $x$ -arcs now have arcs to  $v$  (definition of expansion), so there is an arc  $u \xrightarrow{x} v$ . If  $u \xrightarrow{x} v$  is in  $Z/M \cdot_M Z[M]$ , then there is an arc  $M \xrightarrow{x} v$  in  $Z/M$  and  $u$  cannot have an  $x$ -arc in  $Z[M]$ . Now  $M \xrightarrow{x} v$  implies that there is a node  $k \in M$  with  $k \xrightarrow{x} v$  in  $Z$ . If so, by  $(\ddagger)$  every node in  $M$  has an  $x$ -arc, including  $u$ , which is either internal to  $M$  or to  $v$ .  $u$  has no  $x$ -arc in  $Z[M]$  so its  $x$ -arc in  $Z$  must be outside of  $M$ , so there is an arc  $u \xrightarrow{x} v$  in  $Z$ .
- $u \in M, v \in M$ : If  $u \xrightarrow{x} v$  in  $Z$ , then  $u \xrightarrow{x} v$  in  $Z[M]$ , and so  $u \xrightarrow{x} v$  in  $Z/M \cdot_M Z[M]$ . If  $u \xrightarrow{x} v$  in  $Z/M \cdot_M Z[M]$ , then  $u \xrightarrow{x} v$  in  $Z[M]$ , and so  $u \xrightarrow{x} v$  in  $Z$ .

( $M$  does not satisfy  $(\ddagger) \implies M$  is not a module)

Here we simply show  $(\ddagger)$  is a necessary condition to be a module. Let  $M$  be a set with two distinct entrances. These cannot both be the start node of  $Z[M]$ , so assume w.l.o.g. that  $v$  is not the start node of  $Z[M]$ . No arcs into  $M$  in  $Z/M \cdot_M Z[M]$  from outside  $M$  can go to  $v$ , as by definition of expansion they all go to the start node of  $Z[M]$ . Thus the arc  $u \xrightarrow{x} v$  cannot exist in  $Z/M \cdot_M Z[M]$  and thus  $Z/M \cdot_M Z[M] \not\cong Z$ . Similarly suppose  $M$  has two distinct  $x$ -exits  $v$  and  $w$ . But then in  $Z/M$  the node  $M$  has two  $x$ -arcs, so this is not a well-defined FSM, and certainly  $Z/M \cdot_M Z[M] \not\cong Z$ .  $\square$

*Proof of Lemma 4.15.* Suppose  $Y$  is a module of  $Z$ . In  $Z[X]$  there is still one start node. Let  $a \xrightarrow{z} b$  be an arc in  $Z[X]$  with  $a \in Y$  and  $b \in X \setminus Y$ . Then this arc exists in  $Z$  and so as  $Y$  is a module we conclude every node in  $Y$  has a  $z$ -arc within  $Y$  or to  $b$ . All of these arcs exist in  $Z[X]$ , so  $Y$  is a module of  $Z[X]$ . For the converse, observe first that any arc into  $X$  from  $Z \setminus X$  goes to  $X$ 's start node. If this is also the start node of  $Y$  in  $Z[X]$ , then all arcs into  $Y$  in  $Z$  go to a single node. Otherwise, all arcs into  $Y$  must come from  $X \setminus Y$ , and all such arcs go to  $Y$ 's start node in  $Z[X]$ , so  $Y$  must have one start node in  $Z$ . Now

consider an arc  $a \xrightarrow{z} c$  out of  $Y$  in  $Z$ . If  $c \in X \setminus Y$ , then all nodes in  $Y$  have  $z$ -arcs to  $x$  or within  $Y$ , as  $Y$  is a module of  $Z[X]$ . If  $x \in Z \setminus X$ , then as  $X$  is a module every node in  $X$  has a  $z$ -arc either within  $X$  or to  $c$ . Thus all nodes in  $Y$  have a  $z$ -arc either to  $c$  or within  $Y$ , and so  $Y$  is a module of  $Z$ .  $\square$

*Proof of Lemma 4.18.* Suppose  $Y$  is a thin module of  $Z$ .  $Y/X$  must still contain at most one entrance. Similarly, suppose  $Y$  has a  $z$ -exit. Then  $Y/X$  also has exactly one  $z$ -exit. In this case every node in  $Y$  has a  $z$ -arc and  $Y$  has no  $z$ -cycles, by thinness. Thus  $X$  has no  $z$ -cycles and every node has a  $z$ -arc, so it has a  $z$ -exit, and so  $Y/X$  also has every node with a  $z$ -arc and has no  $z$ -cycles. Thus  $Y/X$  is a thin module. Now suppose  $Y/X$  is a thin module of  $Z/X$ . Again  $Y$  must have a single entrance, because  $Y/X$  and  $X$  both must have no more than a single entrance. Now, any  $z$ -exit of  $Y$  is a  $z$ -exit of  $Y/X$ , so  $Y$  has at most one. If there is a  $z$ -exit in  $Y/X$ , then every node has a  $z$ -arc, and so the node  $X$  has a  $z$ -arc. This means  $X$  has a  $z$ -exit in  $Z$ , and as a thin module we again have all nodes with a  $z$ -arc and there are no  $z$ -cycles. Thus all nodes in  $Y$  have  $z$ -arcs, and  $Y$  has no  $z$ -cycles because neither  $Y/X$  nor  $X$  have  $z$ -cycles. Thus  $Y$  is a thin module of  $Z$ .  $\square$

## Appendix B. Proofs: Section 5

We will build the results required to prove Theorem 5.3. Firstly, we state the following definition. We will write  $\text{Ind}(Z)$  for the set of indecomposable thin modules of an FSM  $Z$ .

**Definition Appendix B.1.** Let  $F$  be a family of subsets of a finite set  $X$ . An element  $M \in F$  is *strong* [15] if no other element overlaps it.

**Lemma Appendix B.2.** Let  $M$  be a module with start node  $s$  in a FSM  $Z$ , with  $m \in M$  and  $v \notin M$ . Every path  $v \rightsquigarrow m$  contains  $s$ .

*Proof.* Consider any path  $v \rightsquigarrow m$ .  $v \notin M$ ,  $m \in M$ , so there exists a pair of nodes  $u \longrightarrow w$  on this path with  $u \notin M$  and  $w \in M$ . All arcs into  $M$  go to  $s$  by Theorem 4.11, so  $w = s$ .  $\square$

**Lemma Appendix B.3.** If  $M$  is a module of an accessible FSM  $Z$ . All nodes in  $M$  are reachable from  $M$ 's start node  $s$ .

*Proof.*  $Z$  is accessible, so there is a  $g \rightsquigarrow m$  from the start node  $g$  of  $Z$  to any  $m \in M$ . If  $g \in M$ , then  $g = s$  and we are done. If  $g \notin M$ , then  $s$  is on any path  $g \rightsquigarrow m$  by Lemma Appendix B.2, so we have a subpath  $s \rightsquigarrow m$ .  $\square$

**Lemma Appendix B.4.** If  $M$  is a thin module in an FSM  $Z$  with  $v$  an  $x$ -exit of  $M$ , then every node in  $M$  has an  $x$ -path to  $v$ .

*Proof.* Every node in  $M$  has an  $x$ -arc, and  $M$  has a unique  $x$ -exit. The  $x$ -path out of any node is unique. Start at a node  $q \in M$ . Let  $q_x$  be the  $x$ -successor of  $q$ . If this is outside  $M$ , then  $q_x = v$  as there is only one  $x$ -exit. If  $q_x$  is in  $M$ , then repeat the argument. Because there are no  $x$ -cycles in  $M$ , the  $x$ -path out of every node must take finitely many steps to reach an  $x$ -exit of  $M$ .  $\square$

**Lemma Appendix B.5.** Let  $Z$  be an accessible FSM, and  $A$  and  $B$  overlapping thin modules. Then  $A \cup B$  is a thin module.

*Proof.* Let  $\alpha$  and  $\beta$  be the start nodes of  $A$  and  $B$  respectively, and let  $v$  be in  $A \cap B$ . Then there is a path  $\alpha \rightsquigarrow v$  within  $A$ . If  $\alpha \notin B$ , then by Lemma Appendix B.2 this path passes through  $\beta$ , so  $\beta \in A$ . Likewise, if  $\beta \notin A$  then every path into  $A \cap B$  passes through  $\alpha$ , and so we conclude that either  $\alpha$  or  $\beta$  is in  $A \cap B$ . One of these must receive an arc from outside  $A \cup B$  or must be the start node of  $Z$ , by accessibility, and so if both  $\alpha$  and  $\beta$  are in  $A \cap B$  then  $\alpha = \beta$ . Now assume w.l.o.g. that  $\beta$  is the start node of  $A \cap B$ . Any arc into  $A \cup B$  goes to  $\alpha$  or  $\beta$ , and since  $\beta \in A$  all arcs must go to  $\alpha$  ( $\alpha$  and  $\beta$  may be the same node). Now consider an arc  $u \xrightarrow{x} w$ , with  $u \in A \cup B$  and  $w \notin A \cup B$ . If  $u \in A \cap B$  then by Lemma Appendix B.4 all  $x$ -arcs out of both  $A$  and  $B$  go to  $w$ . If  $u \in A \setminus B$  then all  $x$ -arcs out of  $A$  go to  $w$  by Lemma Appendix B.4. The node  $v$  is in  $A$ , so there is a path  $v \rightsquigarrow w$  within  $A$ . However  $v \in B$ , so again by Lemma Appendix B.4 every node  $b \in B$  has a path  $b \rightsquigarrow w$  which is within  $A \cup B$ , and so all  $x$ -arcs out of  $A \cup B$  must go to  $w$ . The  $B \setminus A$  case is similar. Thus  $A \cup B$  is a module.  $\square$

**Lemma Appendix B.6.** Let  $Z$  be accessible, and let  $H = A_1 \cup \dots \cup A_n$  be overlapping thin modules. Then  $H$  is a module and the start node of  $H$  is the unique node in  $H$  that is the start node of every  $A_i$  which contains it.

*Proof.* By Lemma Appendix B.5,  $A_1 \cup \dots \cup A_n$  is a module. Let  $\alpha$  be its start node, and assume w.l.o.g. that  $\alpha$  is the start node of  $A_1$  and these modules are ordered such that  $A_i$  overlaps  $A_{i+1}$  for each  $i$ . The start node of  $A_1 \cup A_2$  must be  $\alpha$ , and by Lemma Appendix B.5 all other nodes are not the start node of some  $A_i$  that contains them. This is the base case. If this holds for  $A_1 \cup \dots \cup A_i$ , then again by Lemma Appendix B.5  $\alpha$  is the source of  $A_1 \cup \dots \cup A_i \cup A_{i+1}$  and  $\alpha$  is the unique node which is the start node of each  $A_j$  containing it. By induction, the result holds.  $\square$

**Proposition Appendix B.7.** Let  $F$  be a family of subsets of a finite set  $X$ . If  $F$  is closed under unions of overlapping elements, then a set is in  $F$  if and only if it is a union of overlapping indecomposable elements of  $F$ .

*Proof.* Firstly observe that an indecomposable element cannot be a union of a collection of other overlapping indecomposable elements, by definition. Note first that if  $F$  is closed under unions of overlapping pairs of sets it is also closed under unions of overlapping collections of sets. Element of  $F$  of cardinality at most 2 must be indecomposable, and so is a union of indecomposable elements. This forms the base case. Assume now for induction that every element of  $F$  of size up to  $n - 1$  is a union of overlapping indecomposable elements of  $F$ , and let  $M \in F$  with  $|M| = n$ . If  $M$  is indecomposable we are done. If  $M$  is decomposable, then there exists an overlapping collection of sets  $Y_1, \dots, Y_k \in F$  with  $M = Y_1 \cup \dots \cup Y_k$ . Observe that  $|Y_i| < |M|$  for all  $i$ . By the inductive hypothesis,  $Y_i = Z_1^i \cup \dots \cup Z_{n_i}^i$  for an overlapping collection of indecomposable elements  $Z_j^i$ . Thus  $M = \bigcup_{i=1}^k (Z_1^i \cup \dots \cup Z_{n_i}^i)$ . Consider any partition  $P$  of the  $Z_j^i$ s into two blocks  $A$  and  $B$ . If for a given  $i$  not all of the  $Z_j^i$ s are in the same block, then as they are overlapping we can choose a pair of overlapping sets from  $A$  and  $B$ . Now suppose for any  $i$ , all of the  $Z_j^i$ s are in one of  $A$  or  $B$ . As the  $Y_i$ s are overlapping, there exists  $Y_a$  and  $Y_b$  overlapping sets with all the  $Z_j^a$ s in  $A$  and the  $Z_j^b$ s in  $B$ . Since  $Y_a$  overlaps  $Y_b$ , there is a pair of sets  $Z_i^a$  and  $Z_j^b$  which overlap, with  $Z_i^a \in A$  and  $Z_j^b \in B$ . Thus the collection of  $Z_j^i$ s is an overlapping collection of indecomposable sets whose union is  $M$ , so by induction all elements of  $F$  are unions of indecomposable elements.  $\square$

The first claim in Theorem 5.3, that indecomposable thin modules can represent all others, now follows from Proposition Appendix B.7 and Lemma Appendix B.5.

**Lemma Appendix B.8.** Let  $A$  and  $B$  be overlapping thin modules in an accessible FSM  $Z$ . Then  $A \cap B$  is a module.

*Proof.* Suppose  $v \in A \cap B$ , and let  $\alpha$  and  $\beta$  be the start nodes of  $A$  and  $B$ . By Lemma Appendix B.6 one of these is in the intersection, so assume w.l.o.g. that  $\beta$  is in  $A \cap B$ . Any arc into  $A \cap B$  is in arc into  $B$ , so must go to  $\beta$ . Any arc  $A \cap B \xrightarrow{x} v$  is either an arc out of  $A \cup B$ , in which case every node in  $A \cup B$  has an  $x$ -arc and  $v$  is the unique  $x$ -exit, or  $v \in B \setminus A$  or  $A \setminus B$ . In the first case, this is an arc out of  $A$ , and  $A$  is thin, so by Lemma Appendix B.4  $A \cap B$  is thin and there is an  $x$ -arc from every node and  $v$  is the only  $x$ -exit. The second case is identical. Thus  $A \cap B$  is a module.  $\square$

**Proposition Appendix B.9** (Unique decomposition). For any thin module  $M$ , there exists a unique minimal set of overlapping indecomposable thin modules whose union is  $M$ .

*Proof.* Let  $H$  be a thin module, and  $M$  an indecomposable thin module contained in  $H$  such that there does not exist any other indecomposable thin module  $K$  with  $M \subset K \subseteq H$ . We will show that  $M$  must be in any decomposition of  $H$ . Let  $A_1 \cup \dots \cup A_h = H$  be a decomposition of  $H$  into indecomposable modules, where no  $A_i \subseteq A_j$  (Lemma Appendix B.7). Let  $A_1 \cup \dots \cup A_n$  be a subset of overlapping modules such that  $M \subseteq A_1 \cup \dots \cup A_n$ , and we assume this subset is minimal, so that removing any module either results in them being non-overlapping or not covering  $M$ . Now,  $(A_1 \cap M) \cup \dots \cup (A_n \cap M) = M$ . Each of  $A_i \cap M$  is a non-empty module (Lemma Appendix B.8), so as  $M$  is indecomposable either  $A_1 = M$  or this collection of modules is not overlapping. We show the latter case is impossible by contradiction. Let  $n \geq 2$ . Let  $\alpha$  be the start node of  $A_1 \cup \dots \cup A_n$  (Lemma Appendix B.5) and  $\mu$  be the start node of  $M$ . Let  $m$  be in  $M$ , and let  $\alpha \rightsquigarrow m$  be a non-repeating path from  $\alpha$  to  $m$  within  $M$ , which must exist by Lemma Appendix B.3. By Lemma Appendix B.2, there exists a subpath  $\mu \rightsquigarrow m$  within  $M$ . Consider any arc  $a \longrightarrow b$  on this path. By Lemma Appendix B.6, there exists a module  $A_k$  containing  $b$  of which  $b$  is not the start node. As there is an arc from  $a$  to  $b$ ,  $a$  must be in  $A_k$ . We conclude then that  $A_1 \cap M, \dots, A_n \cap M$  must be overlapping, as every path from  $\mu$  to any node in  $M$  passes through only overlapping modules. Thus  $A_1 = M$ , so  $M$  is contained in any decomposition of  $H$ . Consider all modules which are indecomposable, contained in  $H$  and are not contained in any indecomposable module also contained in  $H$ . Each of these modules must be in the decomposition of  $H$ , and their union is  $H$ , but by construction any other indecomposable modules contained in each is contained in one of these, so the set of such modules is the unique minimal decomposition of  $H$ .  $\square$

The second claim in Theorem 5.3 follows from Proposition Appendix B.9.

*Proof of Theorem 5.4.* First,  $Q(Z)$  is a module containing  $q$  where it is not the start node, so this intersection is always non-empty. For any two modules  $A, B$  containing  $q$  as the start node of neither, by Lemma Appendix B.6 we know that  $q$  is not the start node of  $A \cap B$ . Thus  $K_q$  is a thin module by Lemma Appendix B.8 and is not a singleton because  $q$  is not its start node.

*Claim:*  $K_q$  is indecomposable.

Suppose for contradiction that  $A_1, \dots, A_n$  are overlapping modules with  $K_q = A_1 \cup \dots \cup A_n$ . By Lemma Appendix B.6, the start node of  $K_q$  is the unique node which is the start

node of every  $A_i$  which contains it.  $q$  is not the start node of  $K_q$ , so there exists an  $A_j$  which contains  $q$  with  $q$  not its start node, but then by definition of  $K_q$ ,  $K_q \subseteq A_j$ , which is a contradiction.

*Claim:* For every non-singleton indecomposable thin module  $M$ , there exists a  $q$  such that  $K_q = M$ .

Let  $\alpha$  be the start node of such an  $M$ , and let  $G_1, \dots, G_m$  be the modules whose start node is in  $M$  but is not  $\alpha$ , and let  $H_1, \dots, H_n$  be all the indecomposable modules with start node  $\alpha$  that do not properly contain  $M$  (and are not equal to  $M$ ). If there is a node  $q \neq \alpha$  in  $M$  but not any  $H_i$  or  $G_j$ , then  $M$  must be the smallest indecomposable module containing it where it is not the start node, so  $K_q = M$  and we are done. If no such node exists, then

$$M \subseteq \bigcup_i H_i \cup \bigcup_j G_j$$

but then

$$M = \bigcup_i (M \cap H_i) \cup \bigcup_j (M \cap G_j)$$

Every  $M \cap H_i$  contains  $\alpha$ , so they all overlap each other. However, as  $M$  is indecomposable, there is a collection of overlapping modules  $M \cap G_{j_1}, \dots, M \cap G_{j_m}$  which do not contain  $\alpha$  and do not overlap any other  $M \cap H_i$  or  $M \cap G_j$ . The union of these are a module by Lemma Appendix B.5, and its start node (we call  $q$ ) is the start node of any  $M \cap G_{j_i}$  which contains it (Lemma Appendix B.6). As  $q$  is also contained in no  $H_i$  we conclude that  $K_q = M$ .  $\square$

*Proof of Corollary 5.5.* Firstly,  $Q(Z)$  is always a thin module and it has at least two nodes, and so either there is at least one indecomposable thin module contained in it with at least two nodes, or it is itself indecomposable. Also, each singleton is always trivially indecomposable. This gives the lower bound. By Theorem 5.4, each non-singleton indecomposable thin module  $H$  has a representative node  $q$  where  $K_q = H$ . This representative is not the start node of  $Z$ , so there are only  $n - 1$  possible representatives and so at most  $2n - 1$  possible distinct indecomposable modules, proving the result.  $\square$

**Proposition Appendix B.10.**  $|A(T)| \in O(|A(Z)|)$ .

*Proof.* Let  $K$  be an indecomposable module in  $Z$ ,  $k$  the node of  $T$  corresponding to  $K$ , and  $d$  the in-degree of  $k$ .

*Claim:* If  $d > 2$ , then there exist a collection of  $d$  symbols  $x_1, \dots, x_d$  in  $\Sigma$  such that every node in  $K$  has an  $x_1$ -arc, an  $x_2$ -arc, ..., an  $x_d$ -arc.

Firstly, let  $M_1, \dots, M_d$  be indecomposable modules whose respective nodes in  $T$  are predecessors of  $k$ . By definition of  $T$ , we know  $K \subset M_i$  for each  $i$ , and so  $K \subseteq \bigcap_{i=1}^d M_i$ , and these modules are pairwise overlapping because (1) each contains  $K$  and (2)  $T$  is transitively reduced. By Lemma Appendix B.2, there is a path  $g \rightsquigarrow \alpha_1 \rightsquigarrow \mu$  where  $g$  is the start node of  $Z$ ,  $\alpha_1$  is the start node of  $\bigcup M_i$  and  $M_1$  (w.l.o.g) and  $\mu$  is in  $\bigcap M_i$ . The start nodes  $\alpha_2, \dots, \alpha_d$  of  $M_2, \dots, M_d$  must be on the path  $\alpha_1 \rightsquigarrow \mu$ . We show they are all the same node,  $\alpha_1$ . For each  $i \in \{2, \dots, d\}$  there must be a symbol  $x_i$  where the  $x_i$ -path of  $\mu$  goes to a node  $m_i$  which is contained in  $M_i$  exclusively (and all nodes on this path are in  $M_i$ ). But since  $\mu$  is in  $\bigcap M_i$ , for any  $j, k$  in  $1, \dots, d$  there is a  $x_j$ -path  $m_j \rightsquigarrow^{x_j} m_k$ .  $\alpha_k \in M_1$ , but if  $\alpha_k \neq \alpha_1$ , then the path  $m_j \rightsquigarrow^{x_j} m_k$  contains  $\alpha_1$  (Lemma Appendix B.2) but



$\alpha_1 \notin M_k$ , which is a contradiction. Thus  $\alpha_1 = \alpha_2 = \dots = \alpha_d$ . Also, since  $\alpha_1 \in \bigcap M_i$ , there exists a node  $m_1$  in  $M_1$  exclusively, and a respective symbol  $x_1$  where the  $x_1$ -path out of  $\mu$  goes to  $m_1$ .  $K \subseteq \bigcap M_i$ , so each node in  $K$  has a  $x_i$ -arc for  $i \in \{1, \dots, d\}$ .

For each node  $q$ , let  $S(q)$  denote the largest non-trivial strong thin module of which  $q$  is the start node. This is unique because strong modules do not overlap.

To each indecomposable  $K$  we will associate a set  $\Lambda_K$  of arcs of  $Z$ , as follows. If  $d \leq 2$ , then we define  $\Lambda_K = \emptyset$ . If  $d > 2$  and  $K$  is a singleton  $\{r\}$ , define  $\Lambda_K$  as the  $x_1, \dots, x_d$ -arcs out of  $r$ . Otherwise  $d > 2$  and  $K$  is a non-singleton, and we define

$$\Lambda_K := \left\{ a \xrightarrow{x_i} b \mid a \in S(q), b \notin S(q), i \in \{1, \dots, d\} \right\}$$

where  $q$  is any node such that  $K_q = K$  (exists by Theorem 5.4). While in general there may be multiple choices of  $q$  which lead to different sets  $\Lambda_K$ , we will choose any arbitrarily because we only use  $\Lambda_K$  to establish a lower bound on the total number of arcs in  $Z$ , using the fact that  $|\Lambda_K| = d$ . For a given  $q$  this is well-defined, because by definition of  $S(q)$  we have  $S(q) \subseteq K$  and  $S(q)$  is a thin module, so must have  $x_1, \dots, x_d$ -exits by our earlier claim.

We note two facts from this definition. Firstly that the tail of any arc in  $\Lambda_K$  is always in  $K$ . Secondly, the head of any arc in  $\Lambda_K$  is always in  $M_i$  for some  $i$ , where  $M_i$  is defined as above, so is in  $S(M_1) = S(M_2) = \dots = S(M_d)$ .

*Claim: If  $K$  and  $L$  are distinct indecomposable modules, then  $\Lambda_K \cap \Lambda_L = \emptyset$ .*

This is trivially true if either  $\Lambda_K$  or  $\Lambda_L$  is empty, so we assume otherwise. If  $K$  and  $L$  are disjoint the result holds, since the tails of the arcs must be disjoint. Now suppose  $K$  and  $L$  overlap, in which case neither are singletons. Let  $q$  and  $\ell$  be nodes such that  $K_q = K$  and  $L_\ell = L$ . Then by definition of  $S(q)$  and  $S(\ell)$ ,  $S(q) \cap S(\ell) = \emptyset$ , and so  $\Lambda_K \cap \Lambda_L = \emptyset$ .

Now assume w.l.o.g. that  $K \subset L$ , so  $L$  is non-singleton with  $K_\ell = L$ . Let  $q$  be either such that  $K_q = K$  or be the only element of  $K$  if it is a singleton. Since  $d = \text{in-degree}(K) > 2$ , we know there exists indecomposable modules  $M_1, \dots, M_d$  containing  $K$ . If  $L = M_j$  for some  $j$ , then since  $\ell$  is not the start node of  $\bigcap M_i$  (Lemma Appendix B.6) we know that  $\ell \notin \bigcap M_i$  and so  $S(\ell)$  is disjoint from  $\bigcap M_i$  and so is disjoint from  $S(q)$ , and thus  $\Lambda_K \cap \Lambda_L = \emptyset$ . Otherwise,  $L \neq M_i$  for any  $i$ , and so since  $T$  is transitively reduced we have that  $K \subset M_i \subset L$  for each  $i$ . If  $L \not\subseteq S(M_i)$ , because it is indecomposable and each  $M_i$  is properly contained in it. Thus  $L \supseteq S(\ell) \supseteq S(M_i)$  by definition of  $S(q)$ . By an earlier fact, the head of each arc in  $\Lambda_K$  is contained in  $S(M_i)$ , but the head of no arc in  $\Lambda_L$  is in  $S(\ell)$ , so nor are any in  $S(M_i)$ . Hence  $\Lambda_K \cap \Lambda_L = \emptyset$ .

Finally we can prove the main claim of the theorem. For any  $K$ ,  $d \leq 2 + |\Lambda_K|$  because either  $d \leq 2$  or  $d > 2$ , in which case  $|\Lambda_K| = d$ , by definition. Then

$$\begin{aligned} |A(T)| &= \sum_{v \in N(T)} \text{in-degree}(v) \\ &\leq \sum_{M \in \text{Ind}(Z)} (2 + |\Lambda_M|) \\ &= 2|\text{Ind}(Z)| + \sum_{M \in \text{Ind}(Z)} |\Lambda_M| \\ &\leq 2|\text{Ind}(Z)| + |A(Z)| \end{aligned}$$

by the fact that all the  $\Lambda_M$ s are disjoint. Finally, by Corollary 5.5  $|\text{Ind}(Z)| \leq 2|Q(Z)| - 1$  so  $|A(T)| \leq 4|Q(Z)| - 2 + |A(Z)| \in O(|A(Z)|)$  since  $Z$  is connected and so  $|Q(Z)| \in O(|A(Z)|)$ .  $\square$

Proposition Appendix B.7, Proposition Appendix B.9 and Proposition Appendix B.10 then together imply the result of Theorem 5.3.

### Appendix C. Proofs: Section 6

*Proof of Theorem 6.1. Claim: (property (1)) for any  $v$ -module  $H$  with  $b \in H$ , if  $a \rightsquigarrow^x b$  in  $\mathcal{G}_v$  then  $a \in H$ .*

If  $b = v$ , then  $b$  has no predecessors in  $\mathcal{G}_v$ , so this is true trivially. Now assume  $b \neq v$ . We can assume without loss of generality that there is an arc  $a \longrightarrow b$  in  $\mathcal{G}_v$ . As a result, either:

- (a) ( $a \xrightarrow{x} b$  in  $Z$ ): in this case  $a \in H$  because  $b$  is not the start node of  $H$ .
- (b) ( $b \xrightarrow{x} a$  in  $Z$ , but there is no path  $v \rightsquigarrow^x a$ ): if  $a \notin H$ , then  $a$  would be the  $x$ -exit of  $H$ , but the lack of an  $x$ -path  $v \rightsquigarrow^x a$  contradicts Lemma Appendix B.4. Thus  $a \in H$ .
- (c) ( $b \xrightarrow{x} q$  in  $Z$ ,  $q \neq v$ , and there is a path  $v \rightsquigarrow^x a \xrightarrow{x} q$ ): if  $q \in H$ , then  $a \in H$  as  $q \neq v$ . If  $q \notin H$ , then it is the  $x$ -exit of  $H$ , and by Lemma Appendix B.4  $v$ 's  $x$ -path goes to  $q$  within  $H$ , and so  $a \in H$ .
- (d) ( $a = q_x$  for some  $x$ , and  $b$  has no  $x$ -arc):  $b \in H$ , so  $H$  must have no  $x$ -exits. As a result, all nodes  $q$  with an  $x$ -path  $v \rightsquigarrow^x q$  must be within  $H$ .

By repeating this argument, we deduce that for any  $b \in H$ ,  $\uparrow_v b \subseteq H$ . Using this claim, we see that if  $g \neq v$  and there is a path  $g \rightsquigarrow^x b$ , then every  $v$ -module containing  $b$  contains  $g$ , but none contain  $g$  so  $b$  is in no  $v$ -modules. Thus all nodes removed from  $\mathcal{G}_v$  on line 14 of Alg. 1 are in no  $v$ -modules.

*Claim:  $\uparrow_v q$  is a thin module.*

First we show  $v$  is the only start node of  $\uparrow_v q$ . Let  $g$  be the start node of  $Z$ . If  $v = g$  we are trivially done. Otherwise, suppose for contradiction that  $\ell \neq v$  was an entrance of  $\uparrow_v q$ . Then  $\ell$  has a predecessor  $p$  in  $Z$  that is not in  $\uparrow_v q$ , but then the arc  $p \longrightarrow \ell$  still exists in  $\mathcal{G}_v$  (as  $\ell \neq v$ ) and so  $p \in \uparrow_v q$ , which is a contradiction.

Now let  $a \in \uparrow_v q$ , and let  $a \xrightarrow{x} b$  be an arc in  $Z$ , with  $b \notin \uparrow_v q$ . Clearly  $b \neq v$ . Thus there must be a path  $v \rightsquigarrow^x w \xrightarrow{x} b$ , by thinness. By Algorithm 1, either  $a = w$  or there is an arc  $w \longrightarrow a$  in  $\mathcal{G}_v$ , so  $a \in \uparrow_v q$ , and so all nodes on  $v \rightsquigarrow^x w$  are in  $\uparrow_v q$ . We have proved that any  $x$ -exit of  $\uparrow_v q$  must be on the  $x$ -path out of  $v$ , and have all its predecessors on that path be within  $\uparrow_v q$ . This proves that  $b$  is the unique  $x$ -exit, and so  $\uparrow_v k$  is a thin module.

Since  $\uparrow_v q$  is always a thin module,  $\bigcup_i \uparrow_v q_i$  is a collection of overlapping thin modules (they all contain  $v$ ) and so is a thin module by Lemma Appendix B.5. For the converse, suppose  $H$  is a thin  $v$ -module. All nodes in  $H$  must be in  $\mathcal{G}_v$  as the removed nodes are in no  $v$ -modules. Thus for every  $q \in H$ ,  $\uparrow_v q$  is a module contained in  $H$ , and so  $H = \bigcup_{q \in H} \uparrow_v q$ .  $\square$

*Proof of Theorem 6.2.* Consider  $\uparrow_v q$ , for any  $v$  and  $q$ , noting that either  $g \notin \uparrow_v q$  or  $v = g$ . Let  $M$  be a  $v$ -module that contains  $q$ . By Theorem 6.1,

$$M = \bigcup_{i=1}^n \uparrow_v q_i$$

for some  $q_1, \dots, q_n$ . However,  $q \in M$  implies that there exists an  $i$  with  $q \in \uparrow_v q_i$ . By transitivity,  $\uparrow_v q \subseteq \uparrow_v q_i \subseteq M$ , and so

$$\uparrow_v q = \bigcap_{\substack{M \text{ thin module} \\ q \in M \\ v \text{ start node}}} M$$

Combining this result with Theorem 5.4, we deduce that for any node  $w \neq g$ ,  $K_w = \uparrow_\sigma w$ , where  $\sigma$  is the start node of  $K_w$ . Similarly, for every indecomposable thin  $v$ -module  $H$  there exists a node  $h$  such that  $H = K_h = \uparrow_v h$ .

Let  $v$  be the node on the current iteration of the outer loop of Algorithm 2, and let  $M \neq \{v\}$  be the strongly connected component of  $\mathcal{G}_v$  on the current iteration of the inner loop. We will show that if for every  $q \in M$ ,  $q \notin \text{used}$  if and only if  $\uparrow_v q$  is an indecomposable thin module. It will follow immediately by induction that the sets we add to the decomposition tree are exactly the indecomposable thin modules.

Firstly, suppose  $q \notin \text{used}$ . If  $K_q \neq \uparrow_v q$ , then  $K_q = \uparrow_u q$  for some  $u \in \uparrow_v q$  by the above. But then by Lemma Appendix B.2 every path from  $g$  to  $u$  contains  $v$ , and so  $u$  must precede  $v$  in every reverse breadth-first-search of  $Z$  from  $g$ . By the inductive hypothesis, the indecomposable thin module  $\uparrow_u q$  has already been constructed, and  $q$  is already in  $\text{used}$ . Hence  $K_q = \uparrow_v q$ , so  $\uparrow_v q$  is indecomposable.

For the converse, suppose that  $q \in M$  and  $\uparrow_v q$  is indecomposable. For any other thin module  $H$  containing  $q$  where  $q$  is not the start node,  $K_q \subseteq H$ . If  $H$  has start node  $\alpha \neq v$ , then  $H$  is constructed later in the reverse breadth-first-search order. If  $M$  is a  $v$ -module, then either  $M = K_q$  or  $K_q \subset M$ , in which case  $M = \uparrow_v h \supset \uparrow_v q = K_q$ , and so  $M$  is constructed after  $K_q$  as  $q$  precedes  $h$  in the topological order. Since  $q$  is added to  $\text{used}$  only when we add an indecomposable module containing it to the decomposition tree, we conclude that  $q \notin \text{used}$  on this iteration.  $\square$

*Proof of Lemma 6.3.* In this proof, we write  $t_K, t_H, t_M$  to represent nodes of  $\mathcal{T}$  corresponding to indecomposable modules  $K, H$  and  $M$  respectively. Recall that given indecomposable modules  $K$  and  $M$ , there is an arc  $t_K \longrightarrow t_M$  in  $\mathcal{T}$  if  $K$  covers  $M$ , that is  $K \supset M$  and there is no indecomposable module  $H$  with  $K \supset H \supset M$ .

*Claim:* When adding  $K$  to  $\mathcal{T}$ , then for any module  $M$  covered by  $K$ ,  $t_M$  is already in  $\mathcal{T}$ .

This follows from Theorem 6.2 where we proved that modules are constructed in an order compatible with the inclusion order.

*Claim:*  $t_M$  appears in  $Q$  if and only if  $M \subset K$ .

We proceed by induction on the length of the longest path from a sink of  $\mathcal{T}$  to the node  $t_M$ . The base case is the nodes  $t_v$  corresponding to individual nodes of  $Z$ , and the claim holds for this case as  $Q$  is initialised to contain precisely these nodes. Now assume that for all nodes up to  $n$  steps from a sink, a node  $t_M$  is added to  $Q$  if and only if  $M \subset K$ . Then let  $t_H$  be a node which is  $n$  steps from a sink.  $H$  is the union of the modules corresponding to successors of  $t_H$ , which are all at most  $n - 1$  steps from a sink. If  $H \subset K$ , then all of its predecessors are added to  $Q$ , and as each is processed  $\text{value}[t_H]$  decreases by one, from its initial value which is equal to the number of predecessors of  $t_H$ . Thus as the last predecessor of  $t_H$  is processed,  $\text{value}[t_H]$  reaches zero and so  $t_H$  is added to  $Q$ . Conversely, if  $H \not\subset K$ , then at least one of its predecessors is not in  $Q$ , so  $\text{value}[t_H] > 0$  for the duration of the algorithm, so  $t_H$  is never added to  $Q$ . This proves the claim.

It follows that every  $t_M$  where  $K$  covers  $M$  is eventually visited, and these are precisely the nodes visited which have no predecessors added to  $Q$ , and so the  $\text{flag}$  variable remains

true and so these nodes are exactly those added to `apices`.  $\square$

## Appendix D. Proofs: Section 7

Before presenting the proof of Theorem 7.7 we introduce the following lemma which is used in the proof.

**Lemma Appendix D.1.** Let  $Z$  be an FSM, with  $X_1, \dots, X_n$  disjoint thin modules of  $Z$ . Let  $W = Z/X_1, \dots, X_n$ , and let  $\rho : Z \rightarrow W$  be the quotient map. Let  $K_q$  be an indecomposable module not contained in any  $X_i$ . Then  $\rho(K_q) = K_{\rho(q)}$ .

*Proof.* First we show that  $\rho(K_q)$  is a module. Let  $Y_1, \dots, Y_m$  be the  $X_i$ s which overlap  $K_q$  in  $Z$ . Because these sets overlap,  $\rho(K_q) = \rho(K_q \cup \bigcup_i Y_i)$ . Now,  $K_q \cup \bigcup_i Y_i$  is a module by Lemma Appendix B.5, and since each  $X_i$  is either disjoint from or contained in  $K_q \cup \bigcup_i Y_i$ , it follows from Theorem 4.18 that  $\rho(K_q)$  is a module. Note also that  $\rho^{-1}(\rho(K_q)) = K_q \cup \bigcup_i Y_i$ . Secondly observe the  $\rho(q)$  is contained in  $\rho(K_q)$ . Since  $q$  is not the start node of  $K_q$ , it cannot be the start node of  $K_q \cup \bigcup_i Y_i = \rho^{-1}(\rho(K_q))$  by Lemma Appendix B.6. Let  $\sigma$  be the start node of  $\rho(K_q)$ . By definition of  $\rho$ ,  $\rho^{-1}(\sigma)$  is either  $X_j$  for some  $j$  or  $\{\sigma\}$ . Thus either the start node of  $X_i$  or  $\sigma$  is the start node of  $K_q \cup \bigcup_i Y_i = \rho^{-1}(\rho(K_q))$ . If  $q \in X_j = \rho^{-1}(\sigma)$  then it must be the start node, as otherwise  $X_j \cap K_q$  would be a strictly smaller module, contradicting the definition of  $K_q$ . Thus we know that  $q$  is not the start node of  $K_q \cup \bigcup_i Y_i$ , and so  $\rho(q)$  is not the start node of  $\rho(K_q)$ . By Theorem 5.4,  $K_{\rho(q)} \subseteq \rho(K_q)$ .

Now  $q \in \rho^{-1}(K_{\rho(q)})$ , because  $\rho(q) \in K_{\rho(q)}$ .  $\rho^{-1}(K_{\rho(q)})$  is a module because  $K_{\rho(q)}$  is, by Theorem 4.18. If  $q$  were the start node of  $\rho^{-1}(K_{\rho(q)})$  then  $\rho(q)$  would be the start node of  $K_{\rho(q)}$ , which it is not by definition. Thus  $\rho^{-1}(K_{\rho(q)})$  is a module containing  $q$  where it is not the start node, so  $K_q \subseteq \rho^{-1}(K_{\rho(q)})$ . But then  $\rho(K_q) \subseteq K_{\rho(q)}$ , so  $K_{\rho(q)} = \rho(K_q)$  as claimed.  $\square$

*Proof of Theorem 7.7.* Since  $Z \cong Y \iff Z^F = Y^F$  by Theorem 4.8, it is sufficient to show that for any  $Z$ ,  $\text{core } Z = \text{core } Z^F$ , because then  $\text{core } Z = \text{core } Z^F = \text{core } Y^F = \text{core } Y$ . We will demonstrate a one-to-one correspondence between indecomposable modules in  $Z$  and  $Z^F$ , and then argue that this correspondence preserves the contracted forms of such modules, and so gives a one-to-one correspondence between the cores of  $Z$  and  $Z^F$ . If  $Z$  is flat, then  $\text{core } Z = \text{core } Z^F$ . Now assume it is true for HFSMs whose nesting trees have height (length of longest path from the root) up to  $d - 1$ , and let  $Z = (X, T)$  be an HFSM where  $T$  has height  $d$ . Let  $R$  be the root of  $T$ , and let  $W_1, \dots, W_n$  be the HFSMs defined by the subtrees that are children of  $R$  in  $T$ . Each of these has height at most  $d - 1$ .

Observing that each FSM is contained in precisely one subtree, we obtain this recursive formula for the core of  $Z$ :

$$\text{core } Z = \text{core } R + \bigcup_{i=1}^n \text{core } W_i$$

and so

$$\text{core } Z = \text{core } R + \bigcup_{i=1}^n \text{core } W_i^F$$

by the inductive hypothesis.

By Theorem 4.15,  $M \subseteq W_i$  is an indecomposable thin module of  $W_i^F$ , if and only if it is an indecomposable thin module of  $Z^F$ . Let  $\mathcal{B}$  be the set of indecomposable modules of  $Z^F$  that are not contained in any  $W_i$  and observe that  $\dim Z^F = |\mathcal{B}| + \sum_{i=1}^n \dim W_i^F$ . If we can

define a bijection between  $\mathcal{B}$  and  $\text{Ind}(R)$  then we can extend this construction recursively to a bijection between  $\text{Ind}(Z)$  and  $\text{Ind}(Z^F)$ . Thus we now focus on demonstrating a bijection between  $\mathcal{B}$  and  $\text{Ind}(R)$ .

Observe that  $R = Z^F/Q(W_1^F), \dots, Q(W_n^F)$ . Let  $\rho$  be the quotient map  $Z^F \rightarrow R$ . By Lemma Appendix D.1 we know  $\rho$  maps elements of  $\mathcal{B}$  to  $\text{Ind}(R)$ . We show now that  $\rho$  gives a one-to-one correspondence between these sets.

*Claim: for  $K_q$  and  $K_h$  in  $\mathcal{B}$ ,  $K_q \neq K_h \implies \rho(K_q) \neq \rho(K_h)$ :*

Suppose for contrapositive that  $\rho(K_q) = K_{\rho(q)} = K_{\rho(h)} = \rho(K_h)$  (Lemma Appendix D.1). Let  $Q(W_{q_1}^F), \dots, Q(W_{q_m}^F)$  be the subset of  $Q(W_1^F), \dots, Q(W_n^F)$  that is contained within  $\rho(K_q)$  in  $R$ . By definition of  $\rho$ , this is precisely those which have a non-empty intersection with  $K_q$ . Then  $\rho(K_q) = \rho(K_q \cup \bigcup_i Q(W_{q_i}^F)) = \rho(K_h)$ . It follows that for each  $i$ , either  $Q(W_{q_i}^F)$  intersects both  $K_q$  and  $K_h$  or neither, and so  $\rho(K_q \cup \bigcup_i Q(W_{q_i}^F)) = \rho(K_h \cup \bigcup_i Q(W_{q_i}^F))$ . Since  $\rho$  acts as the identity on any node not contained in some  $Q(W_{q_i}^F)$ , we conclude that  $K_q \cup \bigcup_i Q(W_{q_i}^F) = K_h \cup \bigcup_i Q(W_{q_i}^F)$ .

But now observe that  $K_q \subseteq K_h \cup \bigcup_i Q(W_{q_i}^F)$  implies  $K_q = (K_h \cap K_q) \cup \bigcup_i (Q(W_{q_i}^F) \cap K_q)$ . However, each of the terms in this union is a module (Lemma Appendix B.8), and one of them must contain  $q$  where it is not the start node (Lemma Appendix B.6). By Theorem 5.4 that term must be precisely  $K_q$ . Since  $K_q$  is not contained in any  $Q(W_{q_i}^F)$ , it follows that  $K_q = K_h \cap K_q$ . By a symmetric argument,  $K_h = K_h \cap K_q$  and so  $K_q = K_h$ .

*Claim: for each  $P$  in  $\text{Ind}(R)$ , there exists  $K_r \in \mathcal{B}$  with  $\rho(K_r) = P$ :*

From Theorem 5.4,  $P = K_t$  for some  $t$  in  $R$ . By definition of  $\rho$ ,  $\rho^{-1}(t)$  is either  $Q(W_i^F)$  for some  $i$  or  $\{t\}$ . Define the node  $r$  as either  $t$  if  $\rho^{-1}(t) = \{t\}$ , and otherwise  $r$  is the start node of  $Q(W_i^F) = \rho^{-1}(t)$ . In either case,  $\rho(r) = t$ . By Theorem 5.4,  $K_r$  is an indecomposable module, and by Lemma Appendix D.1 we know that  $P = K_{\rho(r)} = K_t = \rho(K_r)$ . It remains only to show that  $K_r \in \mathcal{B}$ . If  $K_r \subseteq Q(W_i)$  for some  $i$ , then  $r$  is certainly contained in  $W_i$ . But then  $\rho(r) = t = \rho(Q(W_i^F))$ , and so by its construction,  $r$  must be the start node of  $Q(W_i^F)$ . However, by Lemma Appendix B.2 this would require it to be the start node of  $K_r$ , which contradicts the definition of  $K_r$  (Theorem 5.4). Thus  $K_r$  is contained in no  $Q(W_i^F)$  and so is in  $\mathcal{B}$ .

If we now explicitly write our constructed bijection, we have  $\sigma : \text{Ind}(Z^F) \rightarrow \bigcup_{X_i \in X} \text{Ind}(X_i)$  with  $\sigma(K) = \rho_{X_i}(K)$ , where  $\rho_{X_i} : Q(X_i^F) \rightarrow Q(X_i)$  is the quotient map on the HFMSM given by the subtree of  $T$  rooted at  $X_i$  and  $X_i$  is the unique smallest FSM in  $Z$  which contains  $K$ . It remains only to show that the core of  $K$  is isomorphic to the core of  $\sigma(K)$ , which will follow from the next result. We now write  $\hat{M}$  for the contracted form of a module  $M$ .

*Claim: If  $Y$  is an FSM and  $K$  a thin module of  $Y$ , then  $\hat{Y}$  is equal (ignoring node labels) to  $\widehat{Y/K}$ .*

Let  $M_1, \dots, M_n$  be the maximal thin modules contained in  $Y$ . Assume w.l.o.g. that  $K \subseteq M_1$ . Then by Theorem 4.18  $M_1/K$  is a module of  $Y/K$ , and since  $M_1$  is maximal this is also maximal. The modules  $M_2, \dots, M_n$  are disjoint from  $K$  and so are again maximal. Then  $\widehat{Y/K} = (Y/K)/(M_1/K), M_2, \dots, M_n$  which is the same as  $Y/M_1, \dots, M_n = \hat{Y}$ , except that the nodes may be labelled differently. Thus we conclude that  $\hat{K}$  is isomorphic to  $\widehat{\sigma(K)}$  ignoring node labels and so any equivalent HFMSMs have the same core.  $\square$

*Proof of Lemma 7.11.* Let  $Z = (X, T)$ . Observe first that if an HFMSM  $Z'$  refines  $Z$ , then for any HFMSM  $Y$  with  $Z$  nested within it, the HFMSM  $Y'$  given by replacing  $Z$  by  $Z'$  refines  $Y$ . Thus for simplicity we can assume that all FSMs in  $Z$  are prime except perhaps the root  $R$ . We show that  $Z$  is maximal if and only if  $R$  is prime. If  $R$  is not prime, it contains a

non-trivial module  $M$ . But then the HFSM  $((X \setminus \{R\}) \cup \{R/M, R[M]\}, T')$  refines  $Z$ , where

$$a \xrightarrow{v} b \text{ in } T' \iff \begin{cases} a = R/M, b = R[M], v \in M \\ R \xrightarrow{v} b \text{ in } T, a = R[M], v \in M \\ R \xrightarrow{v} b \text{ in } T, a = R/M, v \notin M \\ a \xrightarrow{v} b \text{ in } T, a \neq R \end{cases}$$

Observe that expanding the nested  $R[M]$  retrieves the original  $Z$ , as  $R/M \cdot_M R[M] \cong R$ . For the converse, suppose  $Z$  has a refinement  $\hat{Z} = (\hat{X}, T')$ . However, some FSM in  $Z$  can be formed by expanding nodes in  $\hat{Z}$ , and at least one of these expanded nodes forms a non-trivial thin module, so some FSM in  $Z$  is not prime.  $\square$