

# Performance Evaluation of Python Parallel Programming Models: Charm4Py and mpi4py

Zane Fink\*, Simeng Liu\*, Jaemin Choi\*, Matthias Diener\*, Laxmikant V. Kale\*<sup>†</sup>

\*Department of Computer Science, University of Illinois at Urbana-Champaign, Urbana, Illinois, USA

<sup>†</sup>Charmworks, Inc., Urbana, Illinois, USA

Email: {zanef2, simengl2, jchoi157, mdiener, kale}@illinois.edu

**Abstract**—Python is rapidly becoming the *lingua franca* of machine learning and scientific computing. With the broad use of frameworks such as Numpy, SciPy, and TensorFlow, scientific computing and machine learning are seeing a productivity boost on systems without a requisite loss in performance. While high-performance libraries often provide adequate performance within a node, distributed computing is required to scale Python across nodes and make it genuinely competitive in large-scale high-performance computing. Many frameworks, such as Charm4Py, DaCe, Dask, Legate Numpy, mpi4py, and Ray, scale Python across nodes. However, little is known about these frameworks’ relative strengths and weaknesses, leaving practitioners and scientists without enough information about which frameworks are suitable for their requirements. In this paper, we seek to narrow this knowledge gap by studying the relative performance of two such frameworks: Charm4Py and mpi4py.

We perform a comparative performance analysis of Charm4Py and mpi4py using CPU and GPU-based microbenchmarks other representative mini-apps for scientific computing.

**Index Terms**—performance, analysis, benchmark, HPC, GPU, Python, parallel programming, MPI, Charm++

## I. INTRODUCTION

Driven by the end of Moore’s law, current and future large-scale systems are largely heterogeneous, with different combinations of CPUs, GPUs, and other accelerators such as FPGAs. This increasing heterogeneity is associated with a concordant increase in programming complexity. Recently, the community has focused on performance portability, with frameworks such as Kokkos [1] and RAJA [2] providing promises of “write once, run anywhere”.

While these systems provide performance portability, we believe they leave much to be desired concerning productivity. Python, the king of productive programming, has for many years been out of the realm of performance-oriented programming: the interpreted language is much too slow to run serious scientific computing workloads on its own. However, a proliferation of performance-oriented Python libraries has recently brought lots of attention in the HPC community. Most notably, the Numpy [3] project brings array programming to Python near the speed of raw C/C++ code for some applications.

Numpy demonstrated that Python and high-performance are not orthogonal. Following its success, many other projects accelerate Python, either through bindings to existing C libraries such as CuPy [4], PyOpenCL [5], and PyKokkos [6] or by compiling a subset of Python to native code. Examples of the

latter approach are Numba [7], Pythran [8], or Data-Centric Python [9].

While these frameworks are well-suited for high-performance within a node, distributed-memory computing is necessary to scale Python beyond one node, making it suitable for high-performance computing. Over the years, different frameworks such as Charm4Py [10], Dask [11], Legate NumPy [12], MPI for Python (mpi4py) [13], and Ray [14] intend in one way or another to fill this performance gap.

Despite the many different applications for high-performance distributed Python, little is known about these frameworks’ relative strengths and weaknesses, leaving scientists and practitioners to guess which is best suited for their purposes. In this paper, we seek to narrow this gap by performing a study comparing the performance of two such frameworks: Charm4Py and mpi4py. We choose Charm4Py and mpi4py because each provides Python bindings to widely-used parallel programming models, enabling us to evaluate the performance overhead of Python.

In this paper, we perform a comprehensive performance analysis between Charm4Py and mpi4py. We compare them along different dimensions, comparing microbenchmark performance and performance in representative proxy applications including Stencil2D and a Particle-in-Cell (PIC) code with load imbalance. We perform both CPU and GPU-based benchmarks, discovering the strengths and weaknesses of each framework.

The rest of this paper is organized as follows:

- 1) Section II introduces Charm4Py and mpi4py.
- 2) Section III describes in detail our chosen benchmarks.
- 3) Section IV contains our performance evaluation and benchmarking results.
- 4) Section V performs a survey of related work.
- 5) Section VI concludes our paper.

## II. BACKGROUND

### A. Charm4Py

Charm4Py [15] is a parallel programming model built on top of Charm++. Charm4Py features the message-driven scheduling of Charm++ [16], and has support for many Charm++ features such as dynamic load balancing, GPU-direct communication [17], overdecomposition, and sections. Following the

programming model of Charm++, Charm4Py programs consist of one or more chares on each PE in the computation. These chares communicate through entry methods in a message-driven fashion: chares execute when they have received a message via an entry method invocation.

### B. *mpi4py*

MPI for Python (*mpi4py*) [13] is a popular package providing python bindings for MPI that has been in development since 2005. MPI for Python uses Cython [18] as a high-performance middleware between Python and C/C++.

### C. *Messaging in Python*

Both Charm4Py and MPI for Python can send arbitrary Python objects over the network using Python’s Pickle framework. Additionally, both have optimizations for objects that implement the buffer protocol, such as Numpy [3] arrays. This optimization avoids pickling and allows the underlying buffer to be sent directly over the network.

In addition to optimizations for host-resident data, Charm4Py and *mpi4py* are capable of inter-process communication consisting of GPU-resident data without first staging data on the host. Charm4Py uses the underlying UCX capabilities of Charm++ [17], and *mpi4py* utilizes CUDA-aware MPI implementations.

In the following section, we describe the microbenchmarks and proxy applications presented in this paper.

## III. BENCHMARK SUITE

### A. *Communication Microbenchmarks*

We assess the communication performance of both Charm4Py and *mpi4py* through point-to-point bandwidth and latency CPU and GPU benchmarks using the OSU microbenchmark suite [19]. These benchmarks have a twofold purpose: to determine the relative communication performance of Charm4Py and *mpi4py*, and to evaluate the Python overhead of each. High overhead may result in degraded application performance, potentially rendering a framework unsuitable for large-scale execution. Furthermore, we compare the microbenchmark performance of each framework to their C/C++ counterparts.

On the CPU and GPU, we measure inter-socket and inter-node latency and bandwidth. We refer the reader to [19] for a complete description of the benchmarks.

### B. *Proxy Application: Jacobi2D*

Because stencil communication patterns are common in scientific computing workloads, we demonstrate the performance of Charm4Py and *mpi4py* using the Jacobi iteration in two dimensions. The problem domain is decomposed into rectangular blocks of equal size such that the surface-to-volume ratio is minimized. We assign portions of the domain to PEs as follows.

For  $P$  PEs and an  $n \times m$  problem domain, we arrange the PEs into a  $p_1 \times p_2$  rectangular grid, where  $p_1 \cdot p_2 = P$ . Each PE is assigned equal portions of the domain of size

$(n/p_1) \times (m/p_2)$ . Without loss of generality, we assume that  $n \bmod p_1 = 0$  and  $m \bmod p_2 = 0$ . Every iteration, each PE performs the stencil computation and exchanges halo regions with its neighbors. We consider non-periodic boundaries, but do not expect that periodic boundaries conditions will affect our conclusions.

We use Numpy arrays to represent the problem domain, and Numba is used to JIT-compile computational kernels.

### C. *Proxy Application: Particle-In-Cell*

To assess the performance of each framework in applications with load imbalance, we implement the particle-in-cell (PIC) parallel research kernel introduced by Georgana et. al. [20]. A brief description of the kernel follows. We refer the reader to [20] for a complete description.

The simulation domain is modeled as an  $L \times L$  mesh composed of  $h \times h$  cells with periodic boundaries in both  $x$  and  $y$  dimensions. At each timestep, a particle’s position and velocity are calculated. Following [20], we initialize the grid with positive charges at columns with mesh points at odd indices and negative charges at columns with mesh points at even indices. In this paper, we consider the geometric particle distribution introduced by [20].

Similar to Section III-B, we use Numpy arrays to represent particles, and computational kernels are JIT-compiled using Numba. In contrast to the Stencil2D kernel, the PIC kernel has application-induced load imbalance. Consequently, we employ overdecomposition in the Charm4Py implementation, though this choice does not affect the implementation: the degree of overdecomposition is a tunable runtime parameter subject to a user’s preferences.

## IV. PERFORMANCE EVALUATION

### A. *Experimental Setup*

1) *Hardware Platforms*: We perform our evaluation using two different platforms: STAMPEDE2 and SUMMIT. A description of each system can be found in Appendix A.

2) *Software Configuration*: In the interest of space, we refer the reader to Appendix A for a description of the software configuration used in the experiments that follow.

3) *Evaluation Methodology*: Unless otherwise stated, we perform each experiment for ten trials. The independent variable groups experiments, i.e., all ten trials for an experiment with 768 PEs are in one group. Within a group of 10 trials, the same nodes are used. Between groups, we do not control whether jobs are submitted to the same sets of nodes. Because different calls to `mpirun` may not be independent, we follow the recommendation of [21] and randomize the order of calls to `mpirun`<sup>1</sup> within a group of trials.

Timing begins and ends with a global barrier. Unless otherwise stated, within each trial, ten warmup iterations are performed before timing begins. We report the mean of times recorded from the ten trials and calculate confidence intervals using bootstrapping. We calculate p-values using the non-parametric Mann-Whitney U Test [22].

<sup>1</sup>Or whichever launcher is appropriate for a given platform

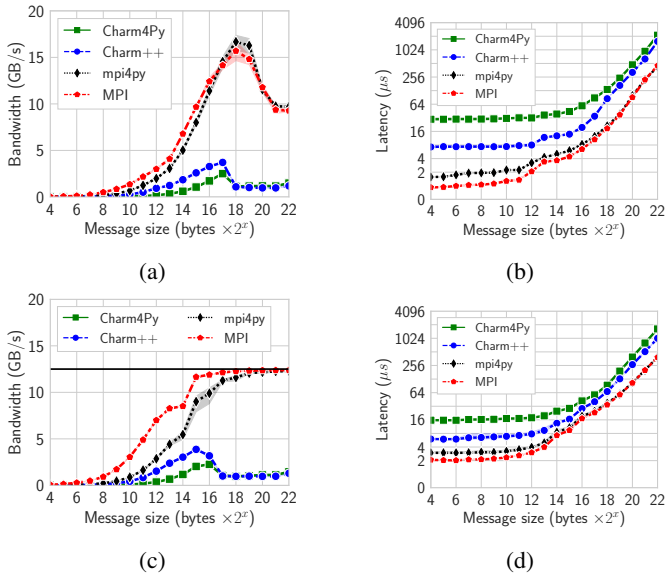


Fig. 1: Intra-node (inter-socket) and inter-node bandwidth (a), (c) and latency (b), (d) for Charm++, Charm4Py, MPI, and mpi4py. Message sizes range from 16 bytes to 4 MiB. In (c), the horizontal line marks the reported bandwidth of STAMPEDE2’s interconnection network, 12.5 GB/s.

### B. Communication Microbenchmarks

In the microbenchmark experiments that follow, within a trial, 1000 iterations are performed for messages less than 8192 bytes; for messages 8192 bytes or larger, we perform 100 trials. In the latency experiments, we performed 60 warmup iterations; we observed that ten warmup iterations were sufficient for the bandwidth experiments. On SUMMIT, we found that setting the rendezvous threshold UCX uses to 131072 bytes yields the best performance for intra-node messages; for inter-node messages, we find that setting the threshold to 8192 bytes provides the best performance.

In Figure 1, the results for CPU-only inter-socket and inter-node bandwidth (a), (c), and latency (b), (d) respectively, are shown. Because the purpose of this benchmark is to evaluate the overhead Charm4Py and mpi4py induce on the reference frameworks, we disable the use of RDMA in Charm++. This is because Charm4Py does not currently support RDMA for host-resident messages. Instead, message marshaling is used, where RDMA would generally be recommended in this benchmark.

From the intra-node data, we make the following observations. First, the Python layer of mpi4py is lightweight, resulting in little overhead on top of MPI. MPI for Python has 5% lower<sup>2</sup> to 86% higher latency than MPI (Figure 1(b)). On the other hand, the Python layer of Charm4Py is heavy: we observe that Charm4Py has 37 – 311% higher latency than Charm++. This is because Charm4Py performs tasks such as chare management in Python, requiring multiple Python function calls and data accesses for each message, whereas mpi4py

<sup>2</sup>We found that when mpi4py outperformed MPI the result was insignificant ( $p > 0.01$ ).

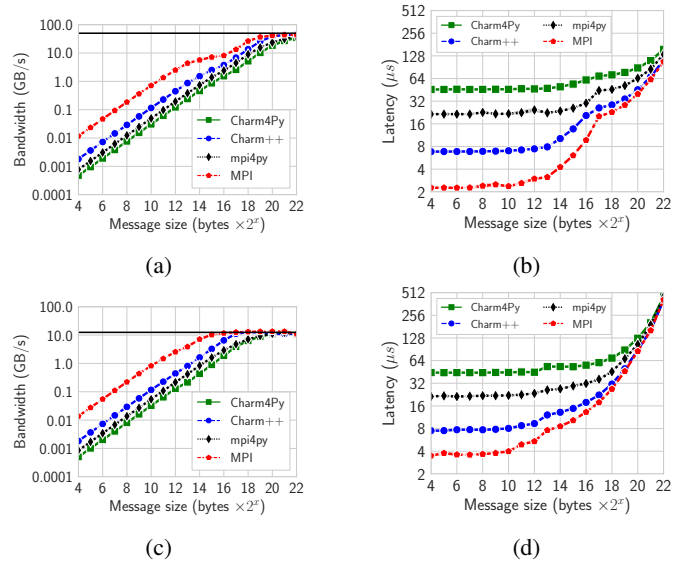


Fig. 2: Intra-node bandwidth (GB/s) and latency ( $\mu s$ ) (a), (b) and inter-node bandwidth (MB/s) and latency ( $\mu s$ ) (c), (d) for GPU-resident data on SUMMIT. In (a), the black horizontal line is at 50 GB/s: the reported bandwidth of the NVLink connection between GPUs within a node. In (c) the horizontal black line is at 12.5GB/s, the stated bandwidth of the interconnection network of SUMMIT.

has a lightweight Python layer. We note that this comparison overestimates mpi4py overhead relative to Charm4Py: it is harder to impose less overhead over a faster baseline. Second, the MPI-based frameworks exhibit much greater bandwidth than the Charm-based frameworks (Figure 1(a)). Recall from Appendix A that Charm++ is built upon MPI on STAMPEDE2. Nevertheless, Charm++ achieves 25% of the bandwidth peak of MPI. This is because of the host-staging that the Charm frameworks perform, requiring additional copies.

Inter-node bandwidth and latency are shown in Figure 1(c), (d), where we see a similar pattern to that observed within a node: the additional copies preclude Charm4Py from achieving peak bandwidth; both MPI and mpi4py saturate the node injection bandwidth.

In Figure 2, the intra-node bandwidth and latency are shown in (a) and (b), and the inter-node bandwidth and latency are shown in (c), (d). Recall from Section II-C that all frameworks use GPU-direct for messages containing GPU-resident data. Contrasting CPU messages, mpi4py imposes substantial overhead over the raw MPI calls. We observe that mpi4py latency is between 24% and 851% higher than MPI; for Charm4Py we see latency between 38% and 570% higher than Charm++. This is because both Charm4Py and mpi4py must extract metadata for the underlying device buffer from the host abstraction for CUDA data. This metadata lookup involves accessing a Python dictionary and several attribute lookups.

In the bandwidth figures, we see that MPI has substantially higher bandwidth than all other frameworks. However, we find

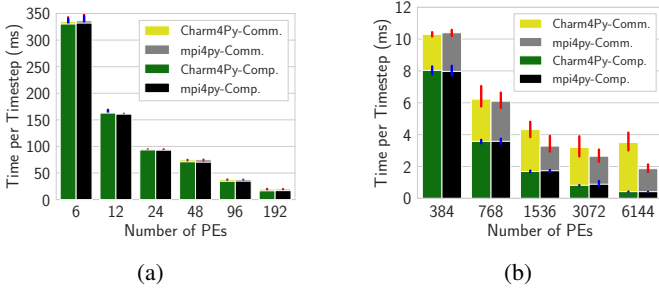


Fig. 3: Time per timestep (in ms) vs. the number of PEs used for Stencil2D on STAMPEDE2. Results are for strong-scaling. In (a), we show results for PE counts between 6 and 192 (1-4 nodes); in (b), results are shown for PE counts between 384 and 6144 (8-128 nodes). Error bars designate the 99% CI of the mean for computation time and communication time in blue and red, respectively.

that for both intra-node messages Figure 2(a) and inter-node messages Figure 2(b), all frameworks eventually saturate the bandwidth of the link being used.

1) *Stencil2D*: In Figure 3, we see the strong-scaling results for the CPU implementation of the Stencil2D proxy application. The problem domain is  $24576 \times 24576$ . Recall that each node of STAMPEDE2 has 48 total cores, 24 per socket. We find that below 768 PEs, the differences between Charm4Py and mpi4py are insignificant ( $p > 0.01$ ). However, beyond 768 PEs, the Charm4Py implementation suffers. Specifically, we can see that the communication performance observed in Section IV-B results in degraded communication performance for Charm4Py, limiting scalability.

In Figure 4, weak scaling results for the Stencil2D application are shown. To weak scale the problem, we begin with a domain of  $6144 \times 6144$ . We first double the domain in the x-dimension and then the y-dimension. We observe that both implementations weak scale well from 48-3072 cores. We are investigating the increase in time between 24 and 48 PEs, though we suspect resource contention as the simulation grows from utilizing one to two sockets.

Figure 5 shows the strong-scaling performance of the GPU implementation of Stencil2D. In this experiment, the domain is  $73728 \times 73728$ , approximately the largest domain size that fits in the available 96GiB of device memory on one node. Consistent with the microbenchmark results in Section IV, we find that Charm4Py and mpi4py perform similarly. Indeed, no significant difference in their performance is observed.

In Figure 6, we observe the weak scaling performance of Charm4Py and mpi4py. The beginning problem domain is  $73728 \times 73728$ . We scale first in the x-dimension and then in the y-dimension. This figure shows that both implementations weak-scale well (parallel efficiency  $E \approx 1$ ) and exhibit similar communication performance characteristics.

2) *Particle-In-Cell*: To evaluate the performance of Charm4Py and mpi4py in the PIC kernel, we use a grid of size  $2998 \times 2998$  with 600,000 particles. The simulation is

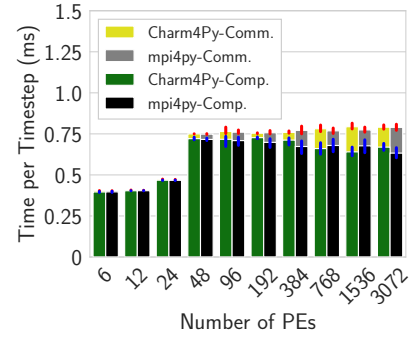


Fig. 4: Time per timestep (ms) vs. the number of PEs used in the Stencil2D proxy application weak-scaled on STAMPEDE2.

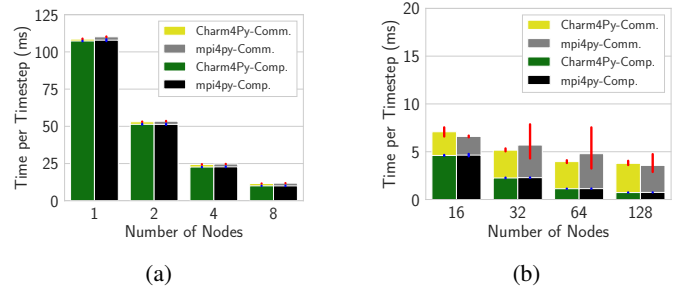


Fig. 5: Time per timestep (in ms) vs. the number of nodes used in the Stencil2D proxy application on strong-scaled SUMMIT. In (a), we show results for small node counts (6-48 GPUs); (b) contains results at larger node counts (72-768 GPUs). Each node is equipped with 6 GPUs. The 99% CI of the mean for computation and communication are outlined in the error bows in blue and red, respectively.

run for 1000 iterations. Following Georganas et.al. [20], we use an exponential distribution of particles with  $r = 0.999$ , and  $k = 0$ . We find that Charm4Py performs best with an overdecomposition factor (ODF) of 8 chares per PE, and that performance is best when load balancing is performed every 80 iterations.

The results of the simulation are shown in Figure 7. We find that without overdecomposition or load balancing, Charm4Py is out-performed by mpi4py up to 96 PEs. The simulation features a high communication volume with few processors, as many particles migrate from one PE to another. However, we see that overdecomposition makes a substantial impact on Charm4Py performance. This is because overdecomposition results in a different assignment of chares to processors, yielding a more balanced computation. Explicit load balancing improves Charm4Py performance even further: a speedup up to  $2.6\times$  is observed over mpi4py. At large PE counts, the cost of migrating chares to balance load is high, as chares have to be serialized and deserialized using expensive pickling operations. We are investigating methods to reduce the cost of chare migration in Charm4Py.

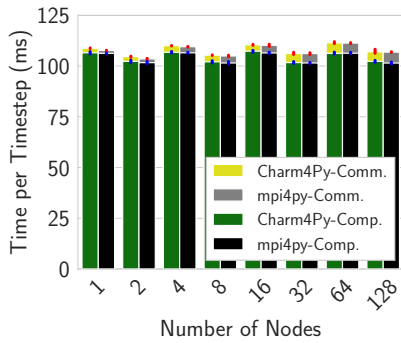


Fig. 6: Time per timestep (in ms) vs. the number of nodes used in the simulation for weak scaling performance data for Stencil2D on SUMMIT.

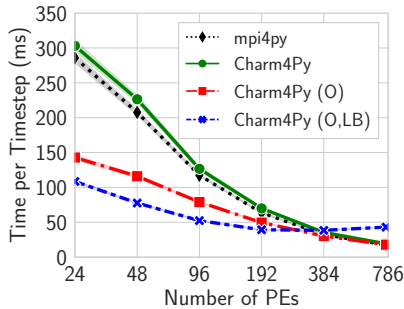


Fig. 7: Time per timestep (in milliseconds) vs. the number of PEs used for Charm4Py and mpi4py for the particle-in-cell research kernel executed on STAMPEDE2. Charm4Py is shown with overdecomposition only (O) and overdecomposition and load balancing (O, LB). Shaded areas outline the 99% CI of the mean.

## V. RELATED WORK

A substantial body of work comparing parallel programming models exists. In [23] the LULESH mini-app is used to investigate the performance and productivity aspects of parallel programming models. They consider only the LULESH mini-app, and Python is not considered. Slaughter et al. [24] present Task Bench, a parameterized benchmarking platform for programming models. In their evaluation, they only have coverage of Dask in the Python programming model space. The parallel research kernels [25] are a project that covers many different kernels in many different programming models. However, these kernels lack Python coverage. NPbench [26] is a benchmarking suite for Numpy implementations, but they do not consider distributed computing.

## VI. CONCLUSION

With increasing heterogeneity in current and future large-scale systems, Python’s productivity and performance portability make it attractive to scientists and practitioners. In this paper, we have conducted a comprehensive performance analysis of Charm4Py and mpi4py using a set of microbenchmarks and representative mini-apps. We found that in CPU-

based applications with uniform load balance between PEs that both Charm4Py and mpi4py perform comparably when the granularity of tasks is large; at smaller task granularities, the poor communication performance of Charm4Py dominates, and strong-scaling performance is limited. Work to add the RDMA support of Charm++ to Charm4Py is required to bring the communication performance of Charm4Py to the level observed in mpi4py. Following this implementation, we anticipate comparable CPU-based communication performance between Charm4Py and mpi4py, as we observed in our GPU performance results. In applications with load imbalance between processing elements, we find that Charm4Py makes effective use of the load-balancing capabilities of Charm++, yielding speedup up to  $2.6\times$  over mpi4py.

Future work includes considering a broader set of frameworks and benchmarks to model workloads found in big data analytics and machine learning.

## ACKNOWLEDGEMENT

This material is based in part upon work supported by the Department of Energy, National Nuclear Security Administration, under Award Number *DE-NA0003963*.

This work used the Extreme Science and Engineering Discovery Environment (XSEDE), which is supported by National Science Foundation grant number *ACI-1548562*.

The authors acknowledge the Texas Advanced Computing Center (TACC) at The University of Texas at Austin for providing HPC resources that have contributed to the research results reported within this paper.

This research used resources of the Oak Ridge Leadership Computing Facility, which is a DOE Office of Science User Facility supported under Contract *DE-AC05-00OR22725*.

## REFERENCES

- [1] H. C. Edwards and C. R. Trott, “Kokkos: Enabling performance portability across manycore architectures,” in *2013 Extreme Scaling Workshop (xsw 2013)*, 2013, pp. 18–24. DOI: 10.1109/XSW.2013.7.
- [2] D. A. Beckingsale, J. Burmark, R. Hornung, H. Jones, W. Killian, A. J. Kunen, O. Pearce, P. Robinson, B. S. Ryujin, and T. R. Scogland, “Raja: Portable performance for large-scale scientific applications,” in *2019 IEEE/ACM International Workshop on Performance, Portability and Productivity in HPC (P3HPC)*, 2019, pp. 71–81.
- [3] C. R. Harris, K. J. Millman, S. J. van der Walt, R. Gommers, P. Virtanen, D. Cournapeau, E. Wieser, J. Taylor, S. Berg, N. J. Smith, R. Kern, M. Picus, S. Hoyer, M. H. van Kerkwijk, M. Brett, A. Haldane, J. F. del Río, M. Wiebe, P. Peterson, P. Gérard-Marchant, K. Sheppard, T. Reddy, W. Weckesser, H. Abbasi, C. Gohlke, and T. E. Oliphant, “Array programming with NumPy,” *Nature*, vol. 585, no. 7825, pp. 357–362, 7825 Sep. 2020.



- [4] R. Okuta, Y. Unno, D. Nishino, S. Hido, and C. Loomis, "Cupy: A numpy-compatible library for nvidia gpu calculations," in *Proceedings of Workshop on Machine Learning Systems (LearningSys)*, 2017. [Online]. Available: [http://learningsys.org/nips17/assets/papers/paper\\_16.pdf](http://learningsys.org/nips17/assets/papers/paper_16.pdf).
- [5] A. Klöckner, N. Pinto, Y. Lee, B. Catanzaro, P. Ivanov, and A. Fasih, "Pycuda and pyopencl: A scripting-based approach to gpu run-time code generation," *Parallel Comput.*, vol. 38, no. 3, pp. 157–174, Mar. 2012.
- [6] N. A. Awar, S. Zhu, G. Biros, and M. Gligoric, "A Performance Portability Framework for Python," p. 12, 2021.
- [7] S. K. Lam, A. Pitrou, and S. Seibert, "Numba: A llvm-based python jit compiler," in *Proceedings of the Second Workshop on the LLVM Compiler Infrastructure in HPC*, ser. LLVM '15, Austin, Texas, 2015. DOI: 10.1145/2833157.2833162.
- [8] S. Guelton, P. Brunet, M. Amini, A. Merlini, X. Corbillon, and A. Raynaud, "Pythran: Enabling static optimization of scientific python programs," *Computational Science & Discovery*, vol. 8, no. 1, p. 014001, Mar. 2015.
- [9] A. N. Ziogas, T. Schneider, T. Ben-Nun, A. Calotoiu, T. De Matteis, J. d. F. Licht, L. Lavarini, and T. Hoefer. (Jul. 1, 2021). "Productivity, Portability, Performance: Data-Centric Python."
- [10] J. J. Galvez, K. Senthil, and L. Kale, "CharmPy: A Python Parallel Programming Model," in *2018 IEEE International Conference on Cluster Computing (CLUSTER)*, Sep. 2018.
- [11] M. Rocklin, "Dask: Parallel Computation with Blocked algorithms and Task Scheduling," presented at the Python in Science Conference, Austin, Texas, 2015, pp. 126–132.
- [12] M. Bauer and M. Garland, "Legate NumPy: Accelerated and distributed array computing," in *Proceedings of the International Conference for High Performance Computing, Networking, Storage and Analysis*, Denver Colorado: ACM, Nov. 17, 2019, pp. 1–23.
- [13] L. Dalcin and Y.-L. L. Fang, "Mpi4py: Status update after 12 years of development," *Computing in Science Engineering*, vol. 23, no. 4, pp. 47–54, 2021. DOI: 10.1109/MCSE.2021.3083216.
- [14] P. Moritz, R. Nishihara, S. Wang, A. Tumanov, R. Liaw, E. Liang, M. Elibol, Z. Yang, W. Paul, M. I. Jordan, and I. Stoica. (Sep. 29, 2018). "Ray: A Distributed Framework for Emerging AI Applications."
- [15] J. J. Galvez, K. Senthil, and L. Kale, "CharmPy: A python parallel programming model," in *2018 IEEE International Conference on Cluster Computing (CLUSTER)*, 2018, pp. 423–433. DOI: 10.1109/CLUSTER.2018.00059.
- [16] B. Acun, A. Gupta, N. Jain, A. Langer, H. Menon, E. Mikida, X. Ni, M. Robson, Y. Sun, E. Toton, L. Wesolowski, and L. Kale, "Parallel programming with migratable objects: Charm++ in practice," in *SC '14: Proceedings of the International Conference for High Performance Computing, Networking, Storage and Analysis*, 2014, pp. 647–658.
- [17] J. Choi, Z. Fink, S. White, N. Bhat, D. F. Richards, and L. V. Kale, "Gpu-aware communication with ucx in parallel programming models: Charm++, mpi, and python," in *2021 IEEE International Parallel and Distributed Processing Symposium Workshops (IPDPSW)*, Los Alamitos, CA, USA, Jun. 2021, pp. 479–488.
- [18] S. Behnel, R. Bradshaw, C. Citro, L. Dalcin, D. S. Seljebotn, and K. Smith, "Cython: The best of both worlds," *Computing in Science Engineering*, vol. 13, no. 2, pp. 31–39, 2011.
- [19] D. Bureddy, H. Wang, A. Venkatesh, S. Potluri, and D. K. Panda, "OMB-GPU: A Micro-Benchmark Suite for Evaluating MPI Libraries on GPU Clusters," in *Recent Advances in the Message Passing Interface*, ser. Lecture Notes in Computer Science, vol. 7490, 2012, pp. 110–120.
- [20] E. Georganas, R. F. Van Der Wijngaart, and T. G. Mattson, "Design and Implementation of a Parallel Research Kernel for Assessing Dynamic Load-Balancing Capabilities," in *2016 IEEE International Parallel and Distributed Processing Symposium (IPDPS)*, May 2016, pp. 73–82.
- [21] S. Hunold and A. Carpen-Amarie, "Reproducible mpi benchmarking is still not as easy as you think," *IEEE Transactions on Parallel and Distributed Systems*, vol. 27, no. 12, pp. 3617–3630, 2016.
- [22] H. B. Mann and D. R. Whitney, "On a Test of Whether one of Two Random Variables is Stochastically Larger than the Other," *The Annals of Mathematical Statistics*, vol. 18, no. 1, pp. 50–60, 1947.
- [23] I. Karlin, A. Bhatele, J. Keasler, B. L. Chamberlain, J. Cohen, Z. Devito, R. Haque, D. Laney, E. Luke, F. Wang, D. Richards, M. Schulz, and C. H. Still, "Exploring traditional and emerging parallel programming models using a proxy application," in *IPDPS 2013*, 2013, pp. 919–932.
- [24] E. Slaughter, W. Wu, Y. Fu, L. Brandenburg, N. Garcia, W. Kautz, E. Marx, K. S. Morris, Q. Cao, G. Bosilca, S. Mirchandaney, W. Lee, S. Treichler, P. McCormick, and A. Aiken, "Task bench: A parameterized benchmark for evaluating parallel runtime performance," in *SC20*. IEEE Press, 2020.
- [25] R. F. Van der Wijngaart and T. G. Mattson, "The parallel research kernels," in *2014 IEEE High Performance Extreme Computing Conference (HPEC)*, 2014, pp. 1–6.
- [26] A. N. Ziogas, T. Ben-Nun, T. Schneider, and T. Hoefer, "NPBench: A benchmarking suite for high-performance NumPy," in *Proceedings of the ACM International Conference on Supercomputing*, ACM, Jun. 3, 2021, pp. 63–74.

APPENDIX A  
ARTIFACT DESCRIPTION APPENDIX: PERFORMANCE  
EVALUATION OF PYTHON PARALLEL PROGRAMMING  
MODELS: CHARM4PY AND MPI4PY

### A. Abstract

This section describes the hardware and software environment in which the results reported in this paper were obtained. Links to software used and build instructions are also given.

### B. Description

1) *Check-list (artifact meta information):* Fill in whatever is applicable with some informal keywords and remove the rest

- **Algorithm:** Jacobi iteration, Particle-in-cell
- **Program:** Python, Charm4Py, mpi4py, Charm++, MPI
- **Compilation:** GCC v8.3.0; Numba v0.53.1;
- **Output:** Output is either a CSV file containing relevant output data (e.g., runtime, iteration number, process number), or data are printed to `STDOUT` and captured via pipes. Scripts to parse these data are found in the GitHub repository.
- **Experiment workflow:** Clone and build software on the relevant platforms, run the appropriate scripts to submit jobs to the platform's management system.
- **Experiment customization:** Number of processes, message size, domain size, location of data, number of particles, number of warmup iterations, number of iterations, particle distribution strategy.
- **Publicly available?:** Yes.

2) *How software can be obtained (if available):* All software can be obtained from GitHub. All scripts and benchmark programs used to produce this paper can be found in the repository located at: <https://github.com/UIUC-PPL/charm4py-mpi4py-compare> in the branch `espm2_2021`. Additional software packages can also be found on Github:

- 1) Charm4Py <https://github.com/uiuc-ppl/charm4py>
- 2) Charm++ <https://github.com/uiuc-ppl/charm>
- 3) mpi4py <https://github.com/mpi4py/mpi4py>
- 4) OpenMPI <https://github.com/open-mpi/ompi>

3) *Hardware dependencies:* We describe the hardware platforms used in this paper.

**STAMPEDE2** is a CPU-based machine at Texas Advanced Computing Center. In our evaluation, we use the Skylake nodes. Each node is equipped with 2× Intel Xeon Platinum 8160 (Skylake) @ 2.1GHz, each with 24 cores and has a memory capacity of 192GB of DDR4 RAM. Connecting the nodes is a 100Gb/s Intel Omni-Path network organized in a fat-tree topology.

**SUMMIT**, located at Oak Ridge Leadership Computing Facility, is an IBM Power9 System. Each node is equipped with 2× IBM POWER9 Processors, each with 44 cores. Nodes have 512GB of DDR4 memory. Additionally, each node has 6× NVIDIA Tesla V100 GPUs connected with NVLink capable of 50GB/s bandwidth between GPUs. Nodes are connected with a 12.5GB/s dual-rail EDR Infiniband network in a non-blocking Fat Tree topology.

4) *Software dependencies:* In what follows, we describe the software used on both platforms, STAMPEDE2 and SUMMIT.

**STAMPEDE2** We compile all software with `-O3` using gcc 8.3.0. We build Charm++ on commit ID 77209f5aa with the MPI backend using the default MPI installation on STAMPEDE2, as we find it offers the best performance. Charm4Py commit ID 35ee630 is built against Charm++. mpi4py is built on commit ID 761ac19 against the default installation of MPI; in all experiments for MPI on STAMPEDE2 we use the default installation (Intel MPI v18.0.2).

**SUMMIT** All software is compiled with `-O3` using gcc v8.3.1. To enable GPU-aware communication in Charm++ and Charm4Py we build Charm++ with the UCX backend using UCX v1.11.1. UCX is itself built with gdrCOPY v2.0 and libevent v2.1.12. Charm++ is built on commit ID fa767dd9b; Charm4Py on commit ID ba3e95c

We build OpenMPI v4.1.1 with the same UCX libraries as Charm++. mpi4py commit ID 23d3635 is built against this installation of OpenMPI. Both Charm++ and MPI use PMIx v3.1.1 and CUDA v10.2.89.

On both platforms, we use Python v3.8 with Numba v0.53.1. We provide the Anaconda environment file used on each platform in the GitHub repository for this paper.

5) *Datasets:* The data presented in this paper have been made available at DOI: 10.5281/zenodo.5629346. To perform the analysis that produced the figures in this paper, the data should be extracted into a directory named `data` within the `charm4py-mpi4py-compare` repository. The analyses within the `analysis` directory can then be performed.

### C. Installation

Due to space constraints, we refer the reader to the file `README.md` within the GitHub repository for the paper (Section A-B2), where we provide complete instructions for software compilation and configuration on STAMPEDE2 and SUMMIT.

### D. Experiment workflow

For each benchmark ran (microbenchmarks for CPU and GPU-based messages, weak and strong scaling for CPU and GPU-based implementations of the Jacobi iteration, and the particle in cell code), scripts that submit the experiments to the scheduler are found within the `scripts` subdirectory.

### E. Evaluation and expected result

Experiments may be run following software installation on the desired platforms. Scripts used to perform experiments typically require the user to change paths within the scripts to their local installation.

### F. Notes

We welcome any questions and are happy to help the interested reader perform the experiments presented in this paper, or any follow-up experiments. We ask that interested parties contact Zane Fink at [zanef2@illinois.edu](mailto:zanef2@illinois.edu).