

ACIPS: A Framework for Evaluating Patient Perception in the Introduction of AI-Enabled Healthcare

Chinasa T. Okolo,¹ Michelle González Amador²

¹ Cornell University

² Maastricht University/UNU-MERIT

chinasa@cs.cornell.edu, mgonzalez@merit.unu.edu,

Abstract

In healthcare, the role of AI is continually evolving and understanding the challenges its introduction poses on relationships between healthcare providers and patients will require a regulatory and behavioural approach that can provide a guiding base for all users involved. In this paper, we present ACIPS (Acceptability, Comfortability, Informed Consent, Privacy, and Security), a framework for evaluating patient response to the introduction of AI-enabled digital technologies in healthcare settings. We justify the need for ACIPS with a general introduction of the challenges with and perceived relevance of AI in human-welfare centered fields, with an emphasis on the provision of healthcare. The framework is composed of five principles that measure the perceptions of acceptability, comfortability, informed consent, privacy, and security patients hold when learning how AI is used in their healthcare. We propose that the tenets composing this framework can be translated into guidelines outlining the proper use of AI in healthcare while broadening the limited understanding of this topic.

Introduction

One of the defining characteristics of modern societies is the embeddedness of technology in most aspects of human life. Understanding how humans respond to technological innovations is essential for the successful introduction of digital tools in human-welfare centered fields such as healthcare, education, and labor markets. In healthcare, the role of artificial intelligence (AI) is continually evolving and understanding the paradigm shift of traditional medical relationships from physician-patient to physician-AI-patient will require a comprehensive awareness of existing human-human interactive structures in medicine and the challenges the introduction of AI poses to them. We find that a technological approach to healthcare comes with its own set of challenges. In particular, we focus on the complex social structure that emerges from physician-AI-patient interaction. Studies that look at users' response to the introduction of AI-enabled tools in human-welfare centered fields, indicate the outcome of the interaction is contingent on the level of complexity and type of the task, the expertise of the user, and the mental models users have formed about the fairness of the

tool (Kaufmann and Budescu 2020; Lee 2018a; Sundar and Nass 2001; Cowgill 2018). Begetting mental models that ignite a cooperative interaction between healthcare providers and patients will require a regulatory and behavioural approach that can provide a guiding base for all users involved (Emanuel and Wachter 2019; Terry 2019).

We expand work exploring the ethical concerns of AI in healthcare, patient perception of AI software, and the impact of trust and privacy in technology acceptance for healthcare by developing ACIPS, a framework to guide the introduction of AI-enabled technologies in healthcare settings. Our framework aims to standardize the practice of evaluating patient reception to AI integration within healthcare and establish the foundation for regulatory policies that will enforce the fair use of AI systems in accordance with existing healthcare standards such as Health Insurance Portability and Accountability Act of 1996 (HIPAA) in the United States and the UK's Data Protection Act 2018.

Related Work

AI in healthcare

In the provision of healthcare services, artificial intelligence (AI) is ubiquitous. With applications in medical imaging (Zhou et al. 2019; Kwan, Cheung, and Gibson 2000; Roblot et al. 2019; Bhanumurthy and Anne 2014), personalized medicine (Awwalu et al. 2015; Schork 2019), drug discovery (Altae-Tran et al. 2017; Jing et al. 2018; Klucznik et al. 2018; Feinberg et al. 2018; Wu et al. 2019), epidemiology (Barrett, Eubank, and Marathe 2008; Apolloni et al. 2009; Wakamiya, Kawai, and Aramaki 2018), and operational efficiency (Rigby 2019), AI is undeniably changing the healthcare landscape for the better. Within this domain, literature discussing the ethical concerns, perceptions of, and implications of AI in healthcare have become more prominent. For example, McCradden et. al analyze perspectives from adult patients with brain cancer regarding issues of consent around their health data, the allocation of health resources through computational methods, and privacy concerns associated with using their data for health research (McCradden et al. 2020). Liyanage et. al survey healthcare informaticians and clinicians on the benefits, risks, potential of adoption, implications, and the future of AI in primary care (Liyanage et al. 2019). Lai et. al interview a range of French profession-

als with an interest in or experience with AI for healthcare (physicians, AI researchers, AI consultants, ethicists, public health researchers, etc.) to gain insight into the needs, opportunities, and challenges arising from the use of AI in healthcare (Lai, Brian, and Mamzer 2020). Further work done by Xiang et. al examines the difference in AI sentiment between healthcare and non-healthcare workers regarding the safety of AI, consistency between physician and AI-based diagnosis, receptivity to AI being used in their care, the respective demand for AI in healthcare, and opportunities for AI to improve operational aspects of patient care (Xiang et al. 2020). This corpus shows that as AI becomes more persistent throughout healthcare, it is equally as important to study the social and ethical impact AI has within healthcare along with the technical specifications of AI-enabled technologies.

Clinician-patient interaction with AI

The debate surrounding the effect of technological innovations on the clinician-patient relationship is not new (Boucher 2010; Botrugno 2019). Studies show a mixed perspective, with most research agreeing on the management, coordination and efficiency benefits of technology in healthcare (Mandl, Kohane, and Brandt 1998; Boucher 2010; Gustafson et al. 2001), while the strand of research interested in the interaction between physicians and patients documents the challenges that emerge with digital means of healthcare communication (Mandl, Kohane, and Brandt 1998) and healthcare provision (Murray et al. 2003). For instance, Botrugno discusses that while Information Technologies (IT) may ease communication between a clinician and her patient, it could also unintendedly *dehumanize* it and worsen it, since the lack of physical presence decreases the number of cues a doctor has to evaluate her patient's health (Botrugno 2019).

In the same vein, concerns arise about service providers' ability to engage in positive cooperation between clinicians, AI, and patients (Taddeo and Floridi 2018; Terry and Cain 2016; Rigby 2019; Aminololama-Shakeri and López 2019). Terry and Cane put forth the idea that the increasing use of digital means of healthcare provision is eroding clinician-patient empathy and the associated positive health outcomes that come from this interaction. Moreover, Morley et al., warn that an over-reliance or mismanagement of AI can lead to the impersonalization of healthcare provision, and consequently a decrease in trust and clinician-patient empathy (Morley et al. 2020; Juengst et al. 2016). This is compounded by the fact that the line that separates AI tools in healthcare as "decision support systems" and "decision making systems" can be blurry under certain circumstances. Emanuel and Wachter argue that the promise of AI in healthcare is deliverable only if we are able to establish a positive behavioural approach. For example, by developing strategies that encourage empathy and trust in the digital realm (Terry and Cain 2016), such as identifying and designing a set of fundamental ethical guiding principles (Taddeo and Floridi 2018; Terry 2019), and utilizing AI in a strategic way such that not only doctor-AI-patient interactions become more efficient, but doctor-patient interactions improve as well (Shirado and Christakis 2017; Aminololama-Shakeri and López

2019). Recent work has examined the potential of patient-centered approaches in AI-based healthcare (Findley et al. 2020), showing that clinicians have a significant role in facilitating trust to normalize the use of AI systems.

Trust in AI

Trust is generally understood as an essential element for the well-functioning of healthcare systems and clinician-patient relationships. Low trust levels are associated with a host of negative health and healthcare outcomes such as poorer health status, decreasing adherence to medications, shorter relationships with doctors, among others (Graham et al. 2015). Conversely, higher levels of trust are associated with better healthcare utilization and health outcomes, such as increased commitment to appointments and outpatient visits, and decreased emergency visits (Whetten et al. 2006; Bodenlos et al. 2007).

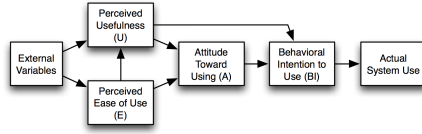
Canalizing trust in AI-enabled healthcare has great potential for clinicians and patients alike. In terms of operational efficiency, it can decrease wait time for patients (Kennedy 2018) and decrease health-related information asymmetries (Sillence et al. 2004; Weaver III et al. 2009; Factors and Society 2014; Murray et al. 2003). The latter is a step in the right direction towards increasing patient adherence to prescribed treatment, in combination with a healthy relationship with the prescribing physician (Weaver III et al. 2009; Emanuel and Wachter 2019; Murray et al. 2003). Moreover, the use of AI in clinical support systems has clear advantages in diagnosis, treatment selection and monitoring (Ngiam and Khor 2019); what is more, there is a positive consequence of the usage of support systems that is not often talked about. This form of AI offers relative anonymity to users and, along with other means of digital communication, decreases the need for face-to-face interaction between patients and carers. Anonymity has been proven to increase users' self-disclosure on otherwise sensitive topics, including emotions and concerns (Clark-Gordon et al. 2019). This secondary feature is especially relevant for settings where health-related topics might be taboo and therefore difficult to discuss with carers for fear or shame. For instance, in India and Bangladesh (among other developing nations), sexual and reproductive health is very much a taboo, and shame and stigma around it contribute to young girls' negative health outcomes (Tellier and Hyttel 2018). Preliminary studies on the usage of health digital applications (e.g. mHealth) show that these tools are widely accepted by users in Bangladesh and India; however, digital literacy is still low and in person consultation still plays a crucial role in the development of better health service provision that is in accordance with local norms and patients' ethics and values (Alam et al. 2017; Messinger et al. 2017).

Technology Acceptance Models

The theory behind the Technology Acceptance Model (TAM) was introduced by Davis et. al and outlines how users perceive and eventually come to accept technology (Davis, Bagozzi, and Warshaw 1989). This model proposes that users rely on two factors when evaluating new technologies: perceived usefulness (PU) of the technology and the

perceived ease-of-use (PEOU) of the technology. Additionally, Davis et. al find that external variables such as social influence have an impact on users attitudes concerning a respective technology.

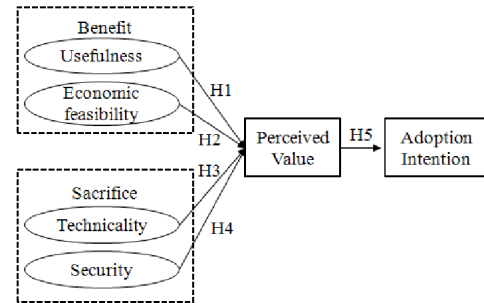
Figure 1: The original Technology Acceptance Model (TAM) as outlined by Davis et. al (Davis, Bagozzi, and Warshaw 1989).



While TAM has been expanded to account for various social and cultural factors that impact technology acceptance, it continues to serve as a guide for technology integration into fields ranging from agriculture to education (Scherer, Siddiq, and Tondeur 2019). Work by Hu et. al, perhaps some of the earliest literature on technology acceptance for healthcare, expands on the TAM framework to examine physician reasoning behind their intentions to use telemedicine technologies (Hu et al. 1999). This work finds that as a whole, TAM reasonably captures physician acceptance of new technologies, but some factors such as perceived ease-of-use did not determine attitudes. This finding, along with work done by Emad et. al (Emad, El-Bakry, and Asem 2016) show the need for a technology acceptance model able to capture the unique subtleties associated with technology acceptance within healthcare. Emad et. al propose a modified technology acceptance model tailored towards healthcare informatics and run quantitative experiments in the UK and Iraq using their model. Again, perceived usefulness is found to be a significant factor for indicating the likelihood of technology acceptance. However, this work from Emad et. al highlights the need to examine cultural influences impacting the acceptance of novel technologies (Emad, El-Bakry, and Asem 2016). Nadri et. al use the extended Technology Acceptance Model (TAM2) by Venkatesh and Davis (Venkatesh and Davis 2000) in studies in Iran, further highlighting the need for TAMs to be tailored towards the respective environment and target populations of a healthcare setting where new technologies will be introduced (Nadri et al. 2018). Continuing with the trend of TAM in healthcare, Alhashmi et. al further extend TAM for a study in the United Arab Emirates and find that factors such as the managerial, operational, and organizational makeup of healthcare facilities, along with their IT infrastructure impacts the integration of technology in this domain (Alhashmi, Salloum, and Mhamdi 2019). Dhaggara et. al shift from approaches taken by similar work, and focus on the acceptance of technology in healthcare by patients rather than physicians (Dhaggara, Goswami, and Kumar 2020). Their work augments TAM and shows that privacy and trust are also significant factors that impact technology acceptance, providing a solid base for the ACIPS framework introduced in this paper. As TAM continues to expand to different domains, more re-

cent work has focused on the acceptance of AI as a technology. In their work, Sohn and Kwon test a variety of technology acceptance theories, finding that the acceptance of AI-based technologies are more easily modeled by VAM, a values-based technology acceptance model incorporating factors such as enjoyment, usefulness, and economic feasibility (Kim, Chan, and Gupta 2007), rather than the popular TAM framework (Sohn and Kwon 2020). Our work contributes to prior literature on technology acceptance and expands on its applications to both healthcare and AI, which have not been explored as often.

Figure 2: The Value-based Adoption Model by Kim, Chuan, and Gupta (Kim, Chan, and Gupta 2007).



Explainable AI

Within the field of AI, explainability has become a major topic of interest. With the complexity of the models used to train AI increasing, it has become a struggle to comprehend decisions made by AI from the side of the practitioner and end user. Within the field of explainable AI, a growing body of work is focused on examining the decisions made by AI and improving methods of making AI explainable to both technical experts and novice users. Work by Hoffman et. al addresses the question of the effectiveness in explaining AI systems to users and propose measures that gauge the quality of explanations, user satisfaction of the explanations, user comprehension, and other factors such as the suitability of user trust and reliance on AI systems (Hoffman et al. 2018). Paul Voosen highlights the challenge of embedding explainability into AI systems, demonstrating the tradeoffs that often occur between accuracy and ensuring that AI systems are transparent (Voosen 2017). XAI, a system developed by DARPA consists of three approaches to assist in the development of explainable AI models that maintain accuracy as the level of explainability increases (Gunning 2017). Additionally, this system will ensure that human users both understand and trust AI. As the need for explainable AI heightens, a growing body of work has begun to focus on explainable AI for healthcare. Lamy et. al extend methods for analogical reasoning to propose visual techniques for classifying similar breast cancer cases that include both quantitative and qualitative similarities (Lamy et al. 2019). Other work in the healthcare domain has explored the development of explainable AI tools for simulation training in surgery (Mirchi et al. 2020), predicting acute critical illnesses from electronic health records (Lauritsen et al. 2020), predicting

Table 1: AI Typology

	Administrative	Diagnostic
Patient-facing	<ul style="list-style-type: none"> - Virtual Assistants for waiting rooms - Health monitoring - Medication management - AI-driven robots assisting with care 	<ul style="list-style-type: none"> - Computer-aided diagnosis (CADx, image processing) - Digital consultations (clinical decision support systems, CDS) - Brain-Computer interfaces (BCI) - Group-level disease prevention - Individualized precision medicine (with AI) - Robot-assisted surgery
Non patient-facing	<ul style="list-style-type: none"> - Bed allocations - Scanning of Electronic Patient Records - Staffing optimization: level and hiring - Simulations for Medical Education - Forecasting demand for medical resources - Fraud detection - Cybersecurity for health data 	<ul style="list-style-type: none"> - Medical research and drug discovery (e.g. electrophysiology) - Analyzing clinical laboratory results

Note: based on (Jiang et al. 2017), (Arora 2020) and (Kalis, Collier, and Fu 2018).

low blood oxygen levels during surgery (Lundberg et al. 2018), digital pathology (Tosun et al. 2020; Jaume et al. 2020; Uehara et al. 2020), and much more. Motivated by the legal and privacy aspects of deploying AI within healthcare, Holzinger et. al propose methods for explainable AI including expanding the capability of machine learning techniques to learn models that contain interpretable and causal features, introducing participatory methods where AI decisions would not overrule human-based medical decisions, and developing constructive user interfaces (Holzinger et al. 2017).

The explainability of AI should also consider the incentives and targets the particular algorithm is trying to optimize. In the context of image recognition it is clear that the tools outcome is (or at the most, should be) to precisely identify a particular pattern of pixels, linked to a medical condition. In the case of developing a diagnostic, however, it is possible for an AI application to include cost-cutting mechanisms in its target function. This means that a possible diagnosis or recommendation might push a patient in a specific direction without further consideration by a human.

Becker (Becker 2019), expanded by Bohr and Memarzadeh (Bohr and Memarzadeh 2020) suggests the four following goals for any healthcare-related artificial intelligence tool:

1. Assessment of disease onset and treatment success.
2. Management or alleviation of complications.
3. Patient-care assistance during a treatment or procedure.
4. Research aimed at discovery or treatment of disease.

Indicating that AI tools for healthcare aim to improve a patient’s life. Kakarmath et al. (Kakarmath et al. 2020) propose a list of best practices for research using AI. Our proposed framework aligns with these authors, incorporating techniques to make AI deployed within healthcare contexts “explainable” and expands work on explainable AI in healthcare, with a focus improving both healthcare provider and patient understanding of AI.

AI Typology

The more common AI typology in healthcare follows a classification based on input data type (structured and unstructured) and subsequent analytical method, or departmental use of AI (e.g. workflow, care). However, when it comes to implementing an ethical framework around AI structures, we need to understand when AI comes in direct contact with patients, or when it affects them indirectly, through its role as an enabling technology. We present a typology for AI in healthcare based on directedness of contact with patients, ergo facilitating ethical framework implementation in general, and ACIPS specifically.

We believe that the introduction of our AI typology system will allow us to focus on separate AI-enabled tools based on their functions in the healthcare context and how it changes physician-AI-patient interaction and allow us to specify how we would apply ACIPS to each respective context. For example, when selecting the pool of hospitals that we could work with in our experimental evaluation of the framework, using this system would first let us categorize what types of AI systems each hospital has implemented and allow us to focus on applying our ACIPS framework to comparable subsets.

ACIPS Framework

In their AIES paper, *Impacts on Trust of Healthcare AI*, LaRosa and Danks acknowledge the need for the establishment of standards that assist in maintaining trust between patients and healthcare providers (LaRosa and Danks 2018). An extensive search of prior literature reveals a lack of standardization regarding the introduction of AI in healthcare and other domains. For AI-enabled technologies to have a significant impact within healthcare, we believe it is necessary for it to both be understood and accepted by patients. In this paper, we propose a framework to measure patient perception surrounding AI-enabled technologies and assist in setting guidelines for how AI should be formally introduced to patients in healthcare settings. The core principles

of this framework are broken down into 5 parts: *Acceptability*, *Comfortability*, *Informed Consent*, *Privacy*, and *Security*. For brevity, the framework will be referred to as ACIPS. The steps to implement the principles within ACIPS are detailed below and are also summarized within Figure 3.

Acceptability

The condition of acceptability within healthcare contexts can provide significant insight into the effectiveness of a specific intervention, but has been defined ambiguously throughout healthcare literature (Sekhon, Cartwright, and Francis 2017). In their work, Sekhon et al. develop a comprehensive theoretical framework for acceptability that encompasses the subjective evaluations made by patients who experience and healthcare practitioners who deliver a respective intervention. With respect to the healthcare domain, Dyer and Robinson synthesize the term acceptability into a definition that embraces the aspects of experiential healthcare treatment and social validity (Dyer, Owens, and Robinson 2016). With this prior work in mind, we craft the principle of *Acceptability* in the ACIPS framework to elucidate how AI-enabled technologies conform to a patient's ethical values and expectations. It has been shown that patients are more receptive to treatment recommendations, leading to improved clinical outcomes (Hommel et al. 2013). If patients are given the right to explicitly accept that a healthcare intervention enabled with AI will be used in their care, this will lead to greater trust of these respective systems and possibly enhanced quality of care.

Acceptability Procedure To begin the deployment of the ACIPS framework in a real-life setting, the *Acceptability* principle will be evaluated to measure how accepting a patient is of a proposed AI-enabled intervention being introduced for use in their healthcare. The evaluation methodology will include at least five questions where the possible range of answers will be based on a modified Likert scale with five options: Acceptable, Slightly acceptable, Neutral, Slightly unacceptable, and Unacceptable. A sample list of questions is depicted below:

1. How acceptable is having your medical professional use AI on you?
2. How acceptable is this technology being used in your treatment?
3. How acceptable is this technology being used in place of your primary care physician?
4. How acceptable is this technology taking data from you?
5. How acceptable is this technology having access to your personal health data?

Comfortability

Another important aspect of the ACIPS framework is considering how comfortable patients are with AI-enabled technologies being incorporated and used within their healthcare. While comfortability is often overlooked in the informed consent process, it is a key part of the patient experience (Wensley et al. 2017). Pelvic examinations are partic-

ularly known to be challenging experiences for both physicians and female patients and can be eased by using a plastic speculum (an instrument used to widen an orifice for inspection) over a metal one (Kozakis, Vuddamalay, and Munday 2006). Unfortunately, when receiving gynecological exams, selection of a speculum is often left to the preference of the provider with little regard to patient choice (Bates, Carroll, and Potter 2011). We believe that if patients are given the opportunity to express their level of comfort in how AI-enabled technologies are used in their treatment, this will lead to improved patient healthcare outcomes and a stronger understanding of perceptions of AI in these domains.

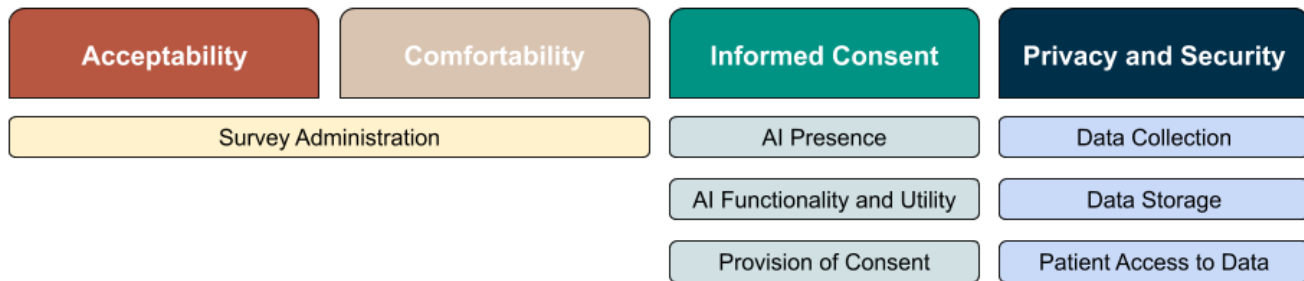
Comfortability Procedure The *Comfortability* stage provides a place where a patient can express their respective feelings of comfort regarding the AI-enabled healthcare intervention to the medical professional. In this process, the medical professional will administer a qualitative survey consisting of a modified Likert scale to gauge how comfortable the patient is with the AI intervention and its associated implications. Similarly to the principle of *Acceptability*, in this survey, the medical professional will ask the patient five questions with the possible range of answers being Comfortable, Slightly comfortable, Neutral, Slightly uncomfortable, and Uncomfortable:

1. How comfortable are you with this medical professional using AI on you?
2. How comfortable are you with this technology being used in your treatment?
3. How comfortable are you with this technology being used in place of your primary care physician?
4. How comfortable are you with this technology taking data from you?
5. How comfortable are you with this technology having access to your personal health data?

Informed Consent

The informed consent process in healthcare has traditionally been opaque due to the lack of medical knowledge the average person has, but recent advancements to improve this process have included multimedia interventions such as videos and interactive computer software or written information like informational leaflets or pamphlets (Paton et al. 2018). More novel approaches such as eConsenting (the practice of using digital devices such as mobile phones or computers in the informed consent process) have come into prominence across multiple areas of healthcare, but standards of this practice have yet to be implemented (Lunt et al. 2019). However, the process of informed consent is further convoluted by the lack of transparency provided when attempting to understand how or why certain equipment is being used in patient care. When consenting to receiving medical treatment, patients generally consent to the overall process of receiving a respective treatment and have no liberty in the selection of the type of medical equipment or brands of medical supplies involved in their care. While considerable effort is taken upon physicians and other medical personnel to apprise patients of the possible benefits and/or detriments of

Figure 3: An outline of the five principles that construct the ACIPS framework and their respective implementation steps.



a respective procedure, there is little transparency about the tools used in these procedures. When introducing the principle of *Informed Consent* in the ACIPS framework, ensuring that patients are informed about the presence and utility of AI within software or equipment being used in their care and that they consent to these technologies was of high importance.

Informed Consent Procedure The principle of *Informed Consent* is one of the most important within the ACIPS framework. In the implementation of this principle, the medical professional will begin by ensuring that the patient has been informed about the presence of AI in the equipment and/or software being directly used in their care. Following this, the patient will then be briefed on the purpose of the AI system and the exact functions it will perform throughout this process. After this briefing, the medical professional will begin the process of seeking consent from the patient to proceed with using the AI-enabled technology in their care. It is important for the medical professional to acknowledge that consent is dynamic process and can be revoked at any time. If the patient chooses to not go forward with this respective AI-enabled intervention, their choice should be respected and a non-AI equivalent should be made available for use. Throughout this process, we stress that the medical professional is transparent with the patient at all times in regards to how they illustrate the respective capabilities and risks of the AI intervention. Based on the available resources of the medical facility and operating procedures for obtaining authorization for medical care, consent from the patient will be confirmed through either a digital or handwritten (on paper) signature.

Privacy and Security

The issues of privacy and security in the healthcare context are of extreme concern. Over the past few years, data breaches such as hacking, malware attacks, and phishing have affected healthcare systems around the world almost incessantly (McLeod and Dolezel 2018). As the need for machine learning systems to be trained on extraordinarily large amounts of data increases and the opportunities for contributing personal health data to these systems grow, it is imperative that patients are aware of the implications associated with engaging in AI-enabled technologies. When designing the principles of *Privacy* and *Security* in the ACIPS

framework, it was important to establish that patients would know what and how personal data is collected from AI-enabled technologies, how this data is securely and privately kept, and the autonomy that can be exercised in the management of their personal data. What is most important is that patients understand that they maintain agency over their own data. To maintain trust, especially when interacting with emerging technologies like artificial intelligence that are relatively complex, it may be important for patients to have ownership of their personal healthcare data, where they are allowed to control privileges associated with the access, use, storage, and possible deletion.

Privacy and Security Procedure To implement the principles of *Privacy* and *Security* in real-life settings, there are a few steps that medical professionals should complete to ensure they are in compliance with the ACIPS framework. In this stage, the medical professional will begin by informing patients of what data is being collected from them while the artificially intelligent system is being used in their care. During this step, the patient should be encouraged to ask questions pertaining the data collection process. Following this, the medical professional will explain how this data is collected and will describe where this respective data will be stored (locally in hospital data storage centers, in the cloud, etc.). Finally, the medical professional will ensure that the patient understands what access they have to their own data along with explaining how this data can and will be used outside of their direct care. With respect to the *Informed Consent* principle of the ACIPS framework, patients will again have the option to consent to the use of their data by second or third parties. This option is exclusive to the consent given for the use of this technology, meaning that patients have the right to object to their data being used outside of their direct care while still receiving treatment from the AI-enabled technology.

Case Study

To conceptualize how ACIPS would be deployed and to prepare for the various contexts in which ACIPS could be deployed in, we will present three hypothetical scenarios below:

Table 2: A breakdown of the principles within the ACIPS framework and questions guiding their implementation.

Principle	Related Question(s)
Acceptability	Does the patient accept that these technologies will be used on them/incorporated into their treatment?
Comfortability	Is the patient comfortable with these technologies being used on them/incorporated into their treatment?
Informed Consent	Does the patient understand the benefits and possible risks of the AI-enabled technology being used in their healthcare? Does the patient consent to having these AI-enabled technologies used on them/incorporated into their treatment?
Privacy	What data is collected from the AI-enabled technology? How is the data kept private? Who has access to this data (patient, provider, technology company, insurer, etc.)? How will this data be used and where will it be stored? What agency does the patient have over this data?
Security	How is the data collected from the AI-enabled technology kept secure?

Scenario I

Client A is a large research hospital in the United States that recently bought a \$1.5 million AI system to install into their CT scanners to automatically scan for brain tumors. The radiologists and technicians employed in this hospital are well-versed in AI techniques and welcome its use within their respective diagnostic workflows. The patients who visit this hospital are from middle to high-income backgrounds and are generally college-educated. The patients themselves are not experts of AI, but have heard or read about it the news. Some patients work in technical fields as software engineers, data architects, etc. and may have firsthand experience with artificial intelligence through their professions. Client A has decided to adopt the ACIPS framework in alignment with recently mandated government regulations outlining the use of AI in medical equipment.

Scenario II

Client B is a clinic in the Philippines that has been collaborating with researchers from an industry research lab in their country. The researchers have developed an AI system to automatically scan for eye diseases and want to pilot it in the clinic. We assume that the nurses, the healthcare workers in charge of administering the eye scans, are unfamiliar with AI and have never used it before besides from apps with recommendation systems like Facebook or YouTube. The patients who visit this clinic work low to medium-wage jobs and have experience using technological devices such as mobile phones or computers. On average, the patients have no prior knowledge of AI and have similar experiences with using AI in apps to the nurses. In this pilot, the researchers from the industry lab want to test the ACIPS framework to gauge the potential of their system as a viable diagnostic tool for the clinic.

Scenario III

Client C is a community health program in rural Kenya that has received funding from a non-governmental organization to deploy AI-enabled smartphone applications that can

screen for tuberculosis in their mHealth program. The smart-phones are operated by community health workers (CHWs) who have the equivalent of a high school education and have received training from the NGO to conduct simple medical procedures such as measuring patient vital signs (breathing rate, blood pressure, body temperature, etc.) and screening for infectious diseases. The CHWs are familiar with using mobile phones through their exposure working with them on a daily basis. However, their knowledge of AI is extremely low or non-existent. On average, the patients involved in this community health program have the equivalent of a grade school-level education and many of them work as day laborers in the agricultural sector or stay at home to take care of their children. The patients in this community have little experience with technology and have at most been exposed to basic (feature) mobile phones. The patients have had no exposure to AI and are unaware of it as a potential tool for disease diagnosis. The community health program has received guidance from the NGO to integrate ACIPS into the care routines of the CHWs and has received training from facilitators at the organization to do so.

Ethical Concerns

One ethical concern arises when discussing the implementation of the empirical study. We acknowledge the disproportionate effects that could occur between the treatment and control groups. Providing training on the ACIPS framework to the treatment group will most likely put the hospitals in this group at an (unfair) advantage. For the control group, we expect patients to exit the study with a less thorough understanding of the AI system compared to their counterparts in the treatment group. We also expect that introducing ACIPS without the workshop will not have any detrimental effects on the healthcare outcomes of the patients in these respective medical facilities. At the moment, this is the primary ethical concern that we expect to face throughout our evaluation. As we iterate through developing this framework, we will ensure that experts with both medical and ethics backgrounds are actively involved. During the evaluation stage, we will also ensure that if available, compliance officers are present

during these respective trainings to monitor the progress of these experiments.

Limitations

While the goal of ACIPS is to facilitate the transition of AI into healthcare, we understand that not all healthcare institutions have the capacity or ability to integrate these systems. We recognize the potential for those institutions with larger operating budgets and higher skilled physicians to have higher levels of access to these technologies, thus widening the already large healthcare gap seen between countries in the Global North and South and even within urban and rural areas within “developed” countries. However, we hope that as AI becomes more commonly integrated into healthcare systems around the world, no matter how and where, ACIPS is used as the guiding framework. Additionally, while ACIPS is meant to be used for all kinds of AI systems, we find that the framework may have to be expanded for contexts where smaller devices such as mobile phones and IoT devices such as monitoring bands, smart speakers, and sensors are commonly used in healthcare.

Bias in AI Technologies for Healthcare Over the past few years as the field of AI ethics has developed, concerns about bias within AI systems used for healthcare have become more prominent (Obermeyer et al. 2019; Evans et al. 2020; Vyas, Eisenstein, and Jones 2020). Algorithmic bias is an issue that is more likely to affect marginalized populations and compound on existing inequities within fields such as healthcare, education, housing, and policing (Lee 2018b; Benjamin 2019; Garcia 2016). As AI systems continue to evolve, we believe that it is imperative to address these issues to ensure that the decisions and solutions provided by these systems are in fact fair and transparent. At the moment, we believe auditing systems for AI-powered technologies (Raji et al. 2020; Arslan 2000) or frameworks for assessing ethical considerations in healthcare technologies (Char, Abràmoff, and Feudtner 2020; Fiske et al. 2020; Overton 2020; Børøe, Jansen, and Kerasidou 2020) could be a better solution for directly addressing concerns of algorithmic bias within these systems. While the ACIPS framework does not directly address the issue of bias within AI software that is used directly for healthcare, we believe integrating the principles and methods from existing approaches will provide much more robustness within our respective framework. This is an area of future interest, but not within the scope of our work at the moment.

Socio-cultural Values

While ACIPS provides a novel approach to the concepts of acceptability, explainability, and privacy in AI for healthcare contexts, these concepts may not translate well to non-Western contexts. In regions where healthcare services are scarce due to the low number of medical professionals and facilities, the prospect of receiving urgent care an AI intervention may trump the need for patients to accept or be fully informed about the implications of these technologies. Attempting to inform patients about why concepts such as data

privacy or security may be another task within itself to realizing the full potential of ACIPS. Additionally, with both of the authors living in Western countries (the United States and Germany, respectively) our values around privacy have been shaped by ideals that differ from those held by people living within the Global South. Working to understand how cultural perceptions of privacy impact the implementation of certain principles within ACIPS is an imperative task and will help shape future iterations of this framework.

Measurement Methodologies

At the moment, there are no known scales to measure the levels of acceptance, comfortability, or knowledge one has of AI-enabled technologies and applications, which introduces a bit of challenge to our approach. However, this shortcoming presents an opportunity to initiate the development of such methodologies. The metrics used to measure incorporate commonly used psychometric scales such as the Likert scale, which may not be complex enough to comprehensively capture the level of nuance needed to evaluate patient perception of AI. As we continue to develop the ACIPS framework and refine the experimental approach for our pilot evaluation, we will work to ensure that a scale that meets our needs is developed with these concerns in mind.

Regulatory Limitations

Few countries have regulations that guide the use of AI in healthcare settings. An additional hurdle that may impact the integration of ACIPS is the lack of regulatory structures in many countries outlining the use of AI in healthcare and other contexts. With no prior guide to the use of AI, it is unclear if hospitals and clinics would wholly welcome ACIPS. However, this lack of regulation may benefit the ACIPS framework and lead to its widespread adoption within healthcare facilities and in medical school curricula. We find that ACIPS has the potential to bridge these policy gaps and could inform policy making in this context.

Facility Limitations

While our pilot evaluation will be limited to hospitals that have the technological capacity to integrate AI-enabled systems within their respective facilities, there are no explicit restrictions on the medical professionals who will be allowed to participate. A basic assumption from the former criteria is that if a hospital is using artificial intelligence in their systems, then at the very least, the healthcare professionals involved in operating these systems will have basic training on these systems. However, the training healthcare professionals receive on these systems may not amount to the level of technical knowledge needed to successfully deploy the ACIPS framework. Aside from the training needed to inform the participants in our experimental study of the ACIPS framework, we expect that additional training on topics in AI itself will need to be conducted to ensure that medical professionals are conveying accurate information to patients. However, a report by the Directorate General for Parliamentary Research Services for the European Parliament suggests that even experts might have a hard time

understanding how an algorithm reached a conclusion from a dataset, establishing a high bar for clear and transparent messaging (for Parliamentary Research Services. 2020).

Consent When it comes to consent in agreeing to be treated with tools that use or rely on artificial intelligence, being admitted into a hospital can be akin to subscribing to a new online service: if you do not accept the terms and conditions, you do not get the service. This means accepting the terms and conditions of the AI tool(s) the hospital is planning on using during your stay, or not getting any kind of service at all.

Future Work

Our proposed framework provides a strong foundation to expand literature regarding the study of public concerns with AI-based technologies and human-centered design of these systems. To continue our work, we plan on deploying the empirical study outlined in this paper to test our proposed framework and evaluate its effectiveness in real-life settings. The insights of physicians, nurses, and other medical workers will be invaluable as we progress in expanding our research and we plan on forging a range of collaborative partnerships in this domain. Additionally, we find that there is no set order in which ACIPS should be applied, but as we experiment with the framework and improve the specifications of each principle, we may provide users with stricter guidelines dictating the application order of the principles within this framework.

Conclusion

The field of humans and technology interaction, especially in the domain of artificial intelligence for healthcare, is still in its infancy. In particular, exploring the need for technology to be used in a complementary manner, more than as a replacement for human care in medicine could be beneficial for the successful introduction of AI in the field. Moreover, in developing countries, using a complementary approach in the management and daily use of AI-driven applications or healthcare solutions has the potential of igniting trust in patients to discuss typically taboo topics and bringing more people to seek medical advice where before they would not dare. Ensuring that AI does not exacerbate existing disparities within healthcare begins with instituting standards to monitor and guide its use. Our approach is not to understand why humans react so differently to reliance on technological aid in different sectors, but to accept that such is the case and seek to learn about how to diminish any concerns that may arise from these interactions. Public concerns for the use and misuse of AI or other digital tools may be overcome with blended human-technology approaches and with ex-ante data on the local concerns regarding a particular instrument.

References

- Alam, M.-U.; Luby, S. P.; Halder, A. K.; Islam, K.; Opel, A.; Shoab, A. K.; Ghosh, P. K.; Rahman, M.; Mahon, T.; and Unicomb, L. 2017. Menstrual hygiene management among Bangladeshi adolescent schoolgirls and risk factors affecting school absence: results from a cross-sectional survey. *BMJ open* 7(7): e015508.
- Alhashmi, S. F.; Salloum, S. A.; and Mhamdi, C. 2019. Implementing artificial intelligence in the United Arab Emirates healthcare sector: an extended technology acceptance model. *Int. J. Inf. Technol. Lang. Stud* 3(3): 27–42.
- Altae-Tran, H.; Ramsundar, B.; Pappu, A. S.; and Pande, V. 2017. Low data drug discovery with one-shot learning. *ACS central science* 3(4): 283–293.
- Aminololama-Shakeri, S.; and López, J. E. 2019. The doctor-patient relationship with artificial intelligence. *American Journal of Roentgenology* 212(2): 308–310.
- Apolloni, A.; Kumar, V. A.; Marathe, M. V.; and Swarup, S. 2009. Computational epidemiology in a connected world. *Computer* 42(12): 83–86.
- Arora, A. 2020. Conceptualising artificial intelligence as a digital healthcare innovation: an introductory review. *Medical Devices (Auckland, NZ)* 13: 223.
- Arslan, A. K. 2000. A Design Framework for Auditing AI. *Journal of Multidisciplinary Engineering Science and Technology (JMEST)* 7: 12768–76.
- Awwalu, J.; Garba, A. G.; Ghazvini, A.; and Atuah, R. 2015. Artificial intelligence in personalized medicine application of AI algorithms in solving personalized medicine problems. *International Journal of Computer Theory and Engineering* 7(6): 439.
- Bærøe, K.; Jansen, M.; and Kerasidou, A. 2020. Machine Learning in Healthcare: Exceptional Technologies Require Exceptional Ethics. *The American Journal of Bioethics* 20(11): 48–51.
- Barrett, C. L.; Eubank, S. G.; and Marathe, M. V. 2008. An Interaction-Based Approach to Computational Epidemiology. In *AAAI*, 1590–1593.
- Bates, C. K.; Carroll, N.; and Potter, J. 2011. The challenging pelvic examination. *Journal of general internal medicine* 26(6): 651–657.
- Becker, A. 2019. Artificial intelligence in medicine: What is it doing for us today? *Health Policy and Technology* 8(2): 198–205. ISSN 2211-8837. doi:10.1016/j.hlpt.2019.03.004.
- Benjamin, R. 2019. Assessing risk, automating racism. *Science* 366(6464): 421–422.
- Bhanumurthy, M.; and Anne, K. 2014. An automated detection and segmentation of tumor in brain MRI using artificial intelligence. In *2014 IEEE International Conference on Computational Intelligence and Computing Research*, 1–6. IEEE.
- Bodenlos, J. S.; Grothe, K. B.; Whitehead, D.; Konkle-Parker, D. J.; Jones, G. N.; and Brantley, P. J. 2007. Attitudes toward health care providers and appointment attendance in HIV/AIDS patients. *Journal of the Association of Nurses in AIDS Care* 18(3): 65–73.

- Bohr, A.; and Memarzadeh, K. 2020. The rise of artificial intelligence in healthcare applications. *Artificial Intelligence in Healthcare* 25–60. doi:10.1016/B978-0-12-818438-7.00002-2.
- Botrugno, C. 2019. Information technologies in healthcare: Enhancing or dehumanising doctor–patient interaction? *Health* 1363459319891213.
- Boucher, J. L. 2010. Technology and patient-provider interactions: Improving quality of care, but is it improving communication and collaboration?
- Char, D. S.; Abràmoff, M. D.; and Feudtner, C. 2020. Identifying ethical considerations for machine learning healthcare applications. *The American Journal of Bioethics* 20(11): 7–17.
- Clark-Gordon, C. V.; Bowman, N. D.; Goodboy, A. K.; and Wright, A. 2019. Anonymity and Online Self-Disclosure: A Meta-Analysis. *Communication Reports* 32(2): 98–111.
- Cowgill, B. 2018. Bias and productivity in humans and algorithms: Theory and evidence from resume screening. *Columbia Business School, Columbia University* 29.
- Davis, F. D.; Bagozzi, R. P.; and Warshaw, P. R. 1989. User acceptance of computer technology: a comparison of two theoretical models. *Management science* 35(8): 982–1003.
- Dhaggara, D.; Goswami, M.; and Kumar, G. 2020. Impact of Trust and Privacy Concerns on Technology Acceptance in Healthcare: An Indian Perspective. *International Journal of Medical Informatics* 104164.
- Dyer, T.; Owens, J.; and Robinson, P. 2016. The acceptability of healthcare: from satisfaction to trust. *Community dental health* 33: 1–10.
- Emad, H.; El-Bakry, H. M.; and Asem, A. 2016. A modified technology acceptance model for health informatics. *International Journal of Artificial Intelligence and Mechatronics* 4(4): 153–161.
- Emanuel, E. J.; and Wachter, R. M. 2019. Artificial intelligence in health care: will the value match the hype? *Jama* 321(23): 2281–2282.
- Evans, M. K.; Rosenbaum, L.; Malina, D.; Morrissey, S.; and Rubin, E. J. 2020. Diagnosing and treating systemic racism.
- Factors, H.; and Society, E. 2014. Educated consumers more likely to use potentially unreliable online healthcare information. URL www.sciencedaily.com/releases/2014/08/140827122636.htm.
- Feinberg, E. N.; Sur, D.; Wu, Z.; Husic, B. E.; Mai, H.; Li, Y.; Sun, S.; Yang, J.; Ramsundar, B.; and Pande, V. S. 2018. PotentialNet for molecular property prediction. *ACS central science* 4(11): 1520–1530.
- Findley, J.; Woods, A.; Robertson, C.; and Slepian, M. 2020. Keeping the patient at the center of machine learning in healthcare. *The American Journal of Bioethics* 20(11): 54–56.
- Fiske, A.; Tigard, D.; Müller, R.; Haddadin, S.; Buyx, A.; and McLennan, S. 2020. Embedded ethics could help implement the pipeline model framework for machine learning healthcare applications. *The American Journal of Bioethics* 20(11): 32–35.
- for Parliamentary Research Services., E. P. D. G. 2020. *The ethics of artificial intelligence: issues and initiatives*. Publications Office. URL <https://data.europa.eu/doi/10.2861/6644>.
- Garcia, M. 2016. Racist in the machine: The disturbing implications of algorithmic bias. *World Policy Journal* 33(4): 111–117.
- Graham, J. L.; Shahani, L.; Grimes, R. M.; Hartman, C.; and Giordano, T. P. 2015. The influence of trust in physicians and trust in the healthcare system on linkage, retention, and adherence to HIV care. *AIDS patient care and STDs* 29(12): 661–667.
- Gunning, D. 2017. Explainable artificial intelligence (xai). *Defense Advanced Research Projects Agency (DARPA), nd Web* 2: 2.
- Gustafson, D. H.; Hawkins, R.; Pingree, S.; McTavish, F.; Arora, N. K.; Mendenhall, J.; Cella, D. F.; Serlin, R. C.; Apantaku, F. M.; Stewart, J.; et al. 2001. Effect of computer support on younger women with breast cancer. *Journal of general internal medicine* 16(7): 435–445.
- Hoffman, R. R.; Mueller, S. T.; Klein, G.; and Litman, J. 2018. Metrics for explainable AI: Challenges and prospects. *arXiv preprint arXiv:1812.04608*.
- Holzinger, A.; Biemann, C.; Pattichis, C. S.; and Kell, D. B. 2017. What do we need to build explainable AI systems for the medical domain? *arXiv preprint arXiv:1712.09923*.
- Hommel, K. A.; Hente, E.; Herzer, M.; Ingerski, L. M.; and Denson, L. A. 2013. Telehealth behavioral treatment for medication nonadherence: a pilot and feasibility study. *European journal of gastroenterology & hepatology* 25(4): 469.
- Hu, P. J.; Chau, P. Y.; Sheng, O. R. L.; and Tam, K. Y. 1999. Examining the technology acceptance model using physician acceptance of telemedicine technology. *Journal of management information systems* 16(2): 91–112.
- Jaume, G.; Pati, P.; Foncubierta-Rodriguez, A.; Feroce, F.; Scognamiglio, G.; Anniciello, A. M.; Thiran, J.-P.; Goksel, O.; and Gabrani, M. 2020. Towards Explainable Graph Representations in Digital Pathology. *arXiv preprint arXiv:2007.00311*.
- Jiang, F.; Jiang, Y.; Zhi, H.; Dong, Y.; Li, H.; Ma, S.; Wang, Y.; Dong, Q.; Shen, H.; and Wang, Y. 2017. Artificial intelligence in healthcare: past, present and future. *Stroke and vascular neurology* 2(4).
- Jing, Y.; Bian, Y.; Hu, Z.; Wang, L.; and Xie, X.-Q. S. 2018. Deep learning for drug design: an artificial intelligence paradigm for drug discovery in the big data era. *The AAPS journal* 20(3): 58.
- Juengst, E.; McGowan, M. L.; Fishman, J. R.; and Settersten Jr, R. A. 2016. From “personalized” to “precision”

- medicine: the ethical and social implications of rhetorical reform in genomic medicine. *Hastings Center Report* 46(5): 21–33.
- Kakarmath, S.; Esteva, A.; Arnaout, R.; Harvey, H.; Kumar, S.; Muse, E.; Dong, F.; Wedlund, L.; and Kvedar, J. 2020. Best practices for authors of healthcare-related artificial intelligence manuscripts. *npj Digital Medicine* 3(11): 1–3. ISSN 2398-6352. doi:10.1038/s41746-020-00336-w.
- Kalis, B.; Collier, M.; and Fu, R. 2018. 10 promising AI applications in health care. *Harvard Business Review*.
- Kaufmann, E.; and Budescu, D. V. 2020. Do Teachers Consider Advice? On the Acceptance of Computerized Expert Models. *Journal of Educational Measurement* 57(2): 311–342.
- Kennedy, L. P. 2018. How Artificial Intelligence Helps in Health Care. URL <https://www.webmd.com/a-to-z-guides/features/artificial-intelligence-helps-health-care#2>.
- Kim, H.-W.; Chan, H. C.; and Gupta, S. 2007. Value-based adoption of mobile internet: an empirical investigation. *Decision support systems* 43(1): 111–126.
- Klucznik, T.; Mikulak-Klucznik, B.; McCormack, M. P.; Lima, H.; Szymkuć, S.; Bhowmick, M.; Molga, K.; Zhou, Y.; Rickershauser, L.; Gajewska, E. P.; et al. 2018. Efficient syntheses of diverse, medicinally relevant targets planned by computer and executed in the laboratory. *Chem* 4(3): 522–532.
- Kozakis, L.; Vuddamalay, J.; and Munday, P. 2006. Plastic specula: can we ease the passage? *Sexually transmitted infections* 82(3): 263–264.
- Kwan, M. F.; Cheung, K. C.; and Gibson, I. R. 2000. Automatic boundary extraction and rectification of bony tissue in CT images using artificial intelligence techniques. In *Medical Imaging 2000: Image Processing*, volume 3979, 896–905. International Society for Optics and Photonics.
- Laï, M.-C.; Brian, M.; and Mamzer, M.-F. 2020. Perceptions of artificial intelligence in healthcare: findings from a qualitative survey study among actors in France. *Journal of Translational Medicine* 18(1): 1–13.
- Lamy, J.-B.; Sekar, B.; Guezennec, G.; Bouaud, J.; and Séroussi, B. 2019. Explainable artificial intelligence for breast cancer: A visual case-based reasoning approach. *Artificial intelligence in medicine* 94: 42–53.
- LaRosa, E.; and Danks, D. 2018. Impacts on trust of healthcare AI. In *Proceedings of the 2018 AAAI/ACM Conference on AI, Ethics, and Society*, 210–215.
- Lauritsen, S. M.; Kristensen, M.; Olsen, M. V.; Larsen, M. S.; Lauritsen, K. M.; Jørgensen, M. J.; Lange, J.; and Thieson, B. 2020. Explainable artificial intelligence model to predict acute critical illness from electronic health records. *Nature communications* 11(1): 1–11.
- Lee, M. K. 2018a. Understanding perception of algorithmic decisions: Fairness, trust, and emotion in response to algorithmic management. *Big Data & Society* 5(1): 2053951718756684.
- Lee, N. T. 2018b. Detecting racial bias in algorithms and machine learning. *Journal of Information, Communication and Ethics in Society*.
- Liyanage, H.; Liaw, S.-T.; Jonnagaddala, J.; Schreiber, R.; Kuziemsky, C.; Terry, A. L.; and de Lusignan, S. 2019. Artificial Intelligence in Primary Health Care: Perceptions, Issues, and Challenges: Primary Health Care Informatics Working Group Contribution to the Yearbook of Medical Informatics 2019. *Yearbook of medical informatics* 28(1): 41.
- Lundberg, S. M.; Nair, B.; Vavilala, M. S.; Horibe, M.; Eisses, M. J.; Adams, T.; Liston, D. E.; Low, D. K.-W.; Newman, S.-F.; Kim, J.; et al. 2018. Explainable machine-learning predictions for the prevention of hypoxaemia during surgery. *Nature biomedical engineering* 2(10): 749–760.
- Lunt, H.; Connor, S.; Skinner, H.; and Brogden, G. 2019. Electronic informed consent: the need to redesign the consent process for the digital age. *Internal medicine journal* 49(7): 923–929.
- Mandl, K. D.; Kohane, I. S.; and Brandt, A. M. 1998. Electronic patient-physician communication: problems and promise. *Annals of internal Medicine* 129(6): 495–500.
- McCradden, M. D.; Baba, A.; Saha, A.; Ahmad, S.; Boparai, K.; Fadaiefard, P.; and Cusimano, M. D. 2020. Ethical concerns around use of artificial intelligence in health care research from the perspective of patients with meningioma, caregivers and health care providers: a qualitative study. *CMAJ open* 8(1): E90.
- McLeod, A.; and Dolezel, D. 2018. Cyber-analytics: Modeling factors associated with healthcare data breaches. *Decision Support Systems* 108: 57–68.
- Messinger, C. J.; Mahmud, I.; Kanan, S.; Jahangir, Y. T.; Sarker, M.; and Rashid, S. F. 2017. Utilization of mobile phones for accessing menstrual regulation services among low-income women in Bangladesh: a qualitative analysis. *Reproductive health* 14(1): 7.
- Mirchi, N.; Bissonnette, V.; Yilmaz, R.; Ledwos, N.; Winkler-Schwartz, A.; and Del Maestro, R. F. 2020. The Virtual Operative Assistant: An explainable artificial intelligence tool for simulation-based training in surgery and medicine. *PloS one* 15(2): e0229596.
- Morley, J.; Machado, C. C.; Burr, C.; Cows, J.; Joshi, I.; Taddeo, M.; and Floridi, L. 2020. The ethics of AI in health care: A mapping review. *Social Science & Medicine* 113172.
- Murray, E.; Lo, B.; Pollack, L.; Donelan, K.; Catania, J.; White, M.; Zapert, K.; and Turner, R. 2003. The impact of health information on the internet on the physician-patient relationship: patient perceptions. *Archives of internal medicine* 163(14): 1727–1734.
- Nadri, H.; Rahimi, B.; Afshar, H. L.; Samadbeik, M.; and Garavand, A. 2018. Factors affecting acceptance of hospital information systems based on extended technology acceptance model: a case study in three paraclinical departments. *Applied clinical informatics* 9(2): 238.

- Ngiam, K. Y.; and Khor, W. 2019. Big data and machine learning algorithms for health-care delivery. *The Lancet Oncology* 20(5): e262–e273.
- Obermeyer, Z.; Powers, B.; Vogeli, C.; and Mullainathan, S. 2019. Dissecting racial bias in an algorithm used to manage the health of populations. *Science* 366(6464): 447–453.
- Overton, D. J. 2020. An evaluation of the pipeline framework for ethical considerations in machine learning health-care applications: The case of prediction from functional neuroimaging data. *The American Journal of Bioethics* 20(11): 56–58.
- Paton, E. A.; Davis, S. K.; Gaylord, N.; Cao, X.; and Gosain, A. 2018. Impact of a multimedia teaching tool on parental anxiety and knowledge during the informed consent process. *Pediatric surgery international* 34(12): 1345–1352.
- Raji, I. D.; Smart, A.; White, R. N.; Mitchell, M.; Gebru, T.; Hutchinson, B.; Smith-Loud, J.; Theron, D.; and Barnes, P. 2020. Closing the AI accountability gap: defining an end-to-end framework for internal algorithmic auditing. In *Proceedings of the 2020 Conference on Fairness, Accountability, and Transparency*, 33–44.
- Rigby, M. J. 2019. Ethical dimensions of using artificial intelligence in health care. *AMA Journal of Ethics* 21(2): 121–124.
- Roblot, V.; Giret, Y.; Antoun, M. B.; Morillot, C.; Chassin, X.; Cotten, A.; Zerbib, J.; and Fournier, L. 2019. Artificial intelligence to diagnose meniscus tears on MRI. *Diagnostic and interventional imaging* 100(4): 243–249.
- Scherer, R.; Siddiq, F.; and Tondeur, J. 2019. The technology acceptance model (TAM): A meta-analytic structural equation modeling approach to explaining teachers' adoption of digital technology in education. *Computers & Education* 128: 13–35.
- Schork, N. J. 2019. Artificial intelligence and personalized medicine. In *Precision Medicine in Cancer Therapy*, 265–283. Springer.
- Sekhon, M.; Cartwright, M.; and Francis, J. J. 2017. Acceptability of healthcare interventions: an overview of reviews and development of a theoretical framework. *BMC health services research* 17(1): 1–13.
- Shirado, H.; and Christakis, N. A. 2017. Locally noisy autonomous agents improve global human coordination in network experiments. *Nature* 545(7654): 370–374.
- Sillence, E.; Briggs, P.; Fishwick, L.; and Harris, P. 2004. Trust and mistrust of online health sites. In *Proceedings of the SIGCHI conference on Human factors in computing systems*, 663–670.
- Sohn, K.; and Kwon, O. 2020. Technology acceptance theories and factors influencing artificial Intelligence-based intelligent products. *Telematics and Informatics* 47: 101324.
- Sundar, S. S.; and Nass, C. 2001. Conceptualizing sources in online news. *Journal of communication* 51(1): 52–72.
- Taddeo, M.; and Floridi, L. 2018. How AI can be a force for good. *Science* 361(6404): 751–752.
- Tellier, S.; and Hyttel, M. 2018. Menstrual health management in east and southern Africa: a review paper. *United Nations Population Fund, WoMena*.
- Terry, C.; and Cain, J. 2016. The emerging issue of digital empathy. *American journal of pharmaceutical education* 80(4).
- Terry, N. 2019. Of regulating healthcare AI and robots. *Available at SSRN 3321379*.
- Tosun, A. B.; Pullara, F.; Becich, M. J.; Taylor, D.; Fine, J. L.; and Chennubhotla, S. C. 2020. Explainable AI (xAI) for Anatomic Pathology. *Advances in Anatomic Pathology* 27(4): 241–250.
- Uehara, K.; Murakawa, M.; Nosato, H.; and Sakanashi, H. 2020. Multi-Scale Explainable Feature Learning for Pathological Image Analysis Using Convolutional Neural Networks. In *2020 IEEE International Conference on Image Processing (ICIP)*, 1931–1935. IEEE.
- Venkatesh, V.; and Davis, F. D. 2000. A theoretical extension of the technology acceptance model: Four longitudinal field studies. *Management science* 46(2): 186–204.
- Voosen, P. 2017. How AI detectives are cracking open the black box of deep learning. *Science*.
- Vyas, D. A.; Eisenstein, L. G.; and Jones, D. S. 2020. Hidden in plain sight—reconsidering the use of race correction in clinical algorithms.
- Wakamiya, S.; Kawai, Y.; and Aramaki, E. 2018. Twitter-based influenza detection after flu peak via tweets with indirect information: text mining study. *JMIR public health and surveillance* 4(3): e65.
- Weaver III, J. B.; Thompson, N. J.; Weaver, S. S.; and Hopkins, G. L. 2009. Healthcare non-adherence decisions and internet health information. *Computers in Human Behavior* 25(6): 1373–1380.
- Wensley, C.; Botti, M.; McKillop, A.; and Merry, A. F. 2017. A framework of comfort for practice: An integrative review identifying the multiple influences on patients' experience of comfort in healthcare settings. *International Journal for Quality in Health Care* 29(2): 151–162.
- Whetten, K.; Leserman, J.; Whetten, R.; Ostermann, J.; Thielman, N.; Swartz, M.; and Stangl, D. 2006. Exploring lack of trust in care providers and the government as a barrier to health service use. *American journal of public health* 96(4): 716–721.
- Wu, Z.; Lei, T.; Shen, C.; Wang, Z.; Cao, D.; and Hou, T. 2019. ADMET evaluation in drug discovery. 19. Reliable prediction of human cytochrome P450 inhibition using artificial intelligence approaches. *Journal of chemical information and modeling* 59(11): 4587–4601.
- Xiang, Y.; Zhao, L.; Liu, Z.; Wu, X.; Chen, J.; Long, E.; Lin, D.; Zhu, Y.; Chen, C.; Lin, Z.; et al. 2020. Implementation of artificial intelligence in medicine: Status analysis and development suggestions. *Artificial Intelligence in Medicine* 102: 101780.

Zhou, L.-Q.; Wang, J.-Y.; Yu, S.-Y.; Wu, G.-G.; Wei, Q.; Deng, Y.-B.; Wu, X.-L.; Cui, X.-W.; and Dietrich, C. F. 2019. Artificial intelligence in medical imaging of the liver. *World journal of gastroenterology* 25(6): 672.