

# Theme Transformer: Symbolic Music Generation with Theme-Conditioned Transformer

Yi-Jen Shih, Shih-Lun Wu, Frank Zalkow, Meinard Müller, and Yi-Hsuan Yang

**Abstract**—Attention-based Transformer models have been increasingly employed for automatic music generation. To condition the generation process of such a model with a user-specified sequence, a popular approach is to take that conditioning sequence as a priming sequence and ask a Transformer decoder to generate a continuation. However, this *prompt-based conditioning* cannot guarantee that the conditioning sequence would develop or even simply repeat itself in the generated continuation. In this paper, we propose an alternative conditioning approach, called *theme-based conditioning*, that explicitly trains the Transformer to treat the conditioning sequence as a thematic material that has to manifest itself multiple times in its generation result. This is achieved with two main technical contributions. First, we propose a deep learning-based approach that uses contrastive representation learning and clustering to automatically retrieve thematic materials from music pieces in the training data. Second, we propose a novel gated parallel attention module to be used in a sequence-to-sequence (seq2seq) encoder/decoder architecture to more effectively account for a given conditioning thematic material in the generation process of the Transformer decoder. We report on objective and subjective evaluations of variants of the proposed Theme Transformer and the conventional prompt-based baseline, showing that our best model can generate, to some extent, polyphonic pop piano music with repetition and plausible variations of a given condition.

**Index Terms**—Automatic symbolic music generation, theme-conditioned generation, theme retrieval, contrastive learning, Transformers, positional encoding, parallel attention.

## I. INTRODUCTION

Speaking of songwriting, *musical ideas* are usually the first thing that strikes a composers mind [1], [2]. A musical idea can take the form of a motif, a phrase or a theme.<sup>1</sup> Composers can write a piece of music by developing a given musical idea throughout the piece via repetitions and variations.

Research on automatic symbolic music generation or style transfer has seen significant progress in recent years [5]–[11]. Among such efforts, the adoption of the Transformer decoder-based neural network [12] as the backbone generative model has become popular [13]–[24]. The fame of the Transformer decoder can be attributed to its “self-attention” mechanism, which provides the generative model a much longer *memory* compared to previous statistical or recurrent neural network (RNN) models. A Transformer decoder can take a random seed and generate a piece from scratch, or take any user-provided music fragment as the “prompt” and generate a continuation

<sup>1</sup>In Western classical music, both themes and motifs can be considered short, salient recurring patterns. *Themes* are musical ideas that convey a sense of “completeness” and “roundedness,” and are essential elements used to build a composition, or a part of it [3]. In contrast, *motifs* are considered to be shorter and more basic [4].

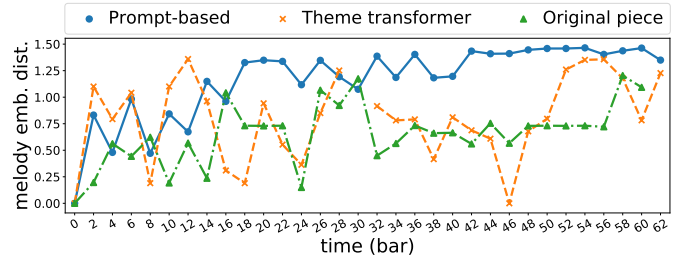


Fig. 1: Given either an original or generated piece, we split it into non-overlapping two-bar fragments, and evaluate the difference between each of these fragments with the *beginning* (i.e., first) fragment of the same piece using a distance measure computed in a “melody embedding” space (see Section IV-C for definition). The original piece here is an excerpt of the song ‘907.mid’ from the test split of the POP909 dataset [25], starting from its thematic fragment. The other two are generated by a prompt-based Transformer [13], [17] and the proposed theme-based Transformer, using that theme as the condition. We see that the melody drifts away from its beginning in the result of the prompt-based model (i.e., the blue line goes up).

[13]. In either case, the long-term memory contributes to the generated piece’s overall harmonic and stylistic coherence.

The self-attention mechanism allows us to learn a “language model” of music without hand-crafted rules and generate unique and diverse pieces that are internally consistent. However, by design, this strategy does not guarantee that the model would repeat or further develop the given condition (in the case of prompting), or the previously generated material, in a meaningful way [26]. Moreover, as the music piece is continuously being expanded, the influence of the beginning fragment of the piece might diminish over time, as demonstrated in Figure 1. Unlike human composers, even the state-of-the-art Transformer models for music generation do not learn to follow some central musical ideas in their compositions, and they tend to lose the sense of a certain direction [27].

To improve this shortcoming, we propose a novel conditional generation approach called “theme-based” generation in this paper. Similar to the popular “prompt-based” approach, the proposed approach also uses a music fragment (e.g., a musical theme) as input to condition the generative model. However, there are two major conceptual differences. First, we do not choose the conditioning fragment *at random*; instead, we require that each of them to have *multiple occurrences* in the corresponding music piece in our training set. Accordingly,

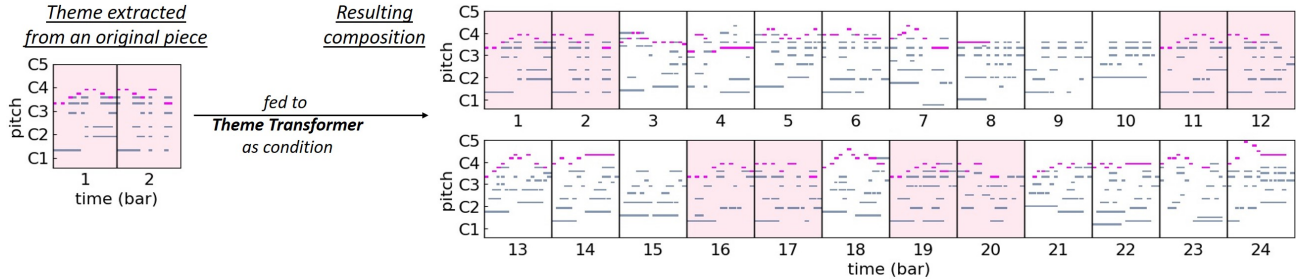


Fig. 2: The piano roll of the first 24 bars of a composition by Theme Transformer, conditioned on the theme of an unseen testing song ‘899.mid’ from POP909. (Melody in magenta, accompaniment in grey, generated theme regions shaded in pink).

we regard the conditioning fragment as a relevant thematic material for the piece. Second, in addition to the self-attention mechanism, which governs memory to what has been previously generated, we establish a separate memory network that is dedicated to the provided condition. Namely, we demand the generative model to have *two* sets of memory, rather than just one. The generation process now relies on the interplay of these two memory networks.

In this paper, we describe such a theme-conditioned Transformer that fulfills these two requirements with the following technical innovations. First, we present a clustering-based approach that groups together fragments of a music piece that are close to one another in an embedding space learned by contrastive learning [28] in an unsupervised way. Specifically, we employ a musically informed data augmentation strategy in contrastive learning and use a density-based method for clustering [29]. This strategy results in plausible variations among the fragments of the same cluster. We then take the earliest-appearing fragment belonging to the largest cluster per training piece as the condition to train our generative model.

Second, instead of feeding the condition to a Transformer decoder as done in the prompt-based approach, we feed the condition to a separate Transformer *encoder* that is trained jointly with the Transformer decoder. This way, we can use the cross-attention [12] between the encoder and decoder as the required secondary set of memory. The Transformer decoder, which serves as the generative model, not only self-attends to itself but also cross-attends to its encoder counterpart. Furthermore, we show that the vanilla sequence-to-sequence (seq2seq) encoder/decoder architecture [13], [30], [31] is still not sufficient to enforce the influence of the condition when the generated music gets longer. To address this issue, we propose a few modifications involving a novel gated parallel attention module, the use of theme-related tokens, and a theme-aligned positional encoding.

We present an empirical performance comparison between the proposed theme-conditioned Transformer and the conventional prompt-conditioned Transformer [13], [17] for generating polyphonic piano music. Specifically, we train the models using the training split of the POP909 dataset [25], and conduct objective and subjective evaluations on its test split. We use the same clustering approach to find the most representative fragment from each testing song and use that as the condition at inference time. In the objective evaluation, we use some general metrics from [26] and some novel theme-

specific metrics proposed here. The subjective evaluation entails an online listening test that involves listeners familiar and unfamiliar with the music pieces in the POP909 dataset. Our evaluation shows that the proposed Theme Transformer exhibits similar perceptual theme controllability and theme variation as original pieces in the test split of POP909.

For reproducibility, we provide all the original and generated music pieces used in our listening test in the supplementary material and on our demo website,<sup>2</sup> which we encourage readers to listen to. Figure 2 depicts an example of the generated music. Furthermore, we provide all source code at a public GitHub repository.<sup>3</sup>

## II. RELATED WORK

Unlike early rule- or knowledge-based systems [1], [32], deep learning models do not use hand-crafted rules to generate music, thus allowing more flexibility in their output. However, as music is an art of time, capturing the long-term dependency in music has been a major challenge for deep learning models. Roberts *et al.* [33] presented a hierarchical latent vector model that uses a higher-level RNN to deal with bar-level dependency of up to 16 bars long, and a lower-level RNN to generate notes in each bar independently. Huang *et al.* [13] greatly improved upon this by presenting the first Transformer decoder model for symbolic music generation, showing that a Transformer model can generate coherent minute-long polyphonic piano music with local repetitions and variations. Since then, many Transformer decoder-based models have been proposed.

However, it remains difficult for machine learning-based models, including Transformers, to generate pieces that exhibit clear musical phrases and sections with recurrence and development [26]. Efforts have been made to improve the overall repetitive structure of the music generated by either a Transformer model [34], [35], an RNN model [36], [37], a Markov model [38], or an optimization-based approach [5] in an *unconditional* generation setting. Yet, none of them are designed for a *conditional* (yet open-ended) generation setting where the generative model is asked to develop a given musical idea to generate a novel music piece.

The use of musical patterns to guide the generation process has been explored in early rule-based systems. For example, Shan and Chiu [39] used patterns automatically mined from

<sup>2</sup><https://atosystem.github.io/ThemeTransformer/>

<sup>3</sup><https://github.com/atosystem/ThemeTransformer>

an existing music corpus to generate a new composition from scratch; Zalkow *et al.* [40] presented a rule-based system that modifies an existing composition to change its style. Recent deep learning models (e.g., [13], [14], [35]) tend to use the first few notes of an existing piece as the priming sequence (i.e., the prompt) to trigger the generation process, but do not endow specific meanings upon them. Deep generative models that explicitly consider musical patterns or ideas, to the best of our knowledge, have not been proposed before.

### III. PROMPT-BASED VS. THEME-BASED GENERATION

A Transformer decoder [12] learns the dependency among elements of a sequence by working on:

$$p(x_t | x_{<t}), \quad (1)$$

where  $x_t$  is the element of a sequence to be predicted at timestep  $t$ , and  $x_{<t}$  is the subsequence consisting of all the preceding elements. In each self-attention layer  $l$ , the model represents memory of the past by two sets of hidden vectors,  $[\mathbf{k}_1^l, \dots, \mathbf{k}_{t-1}^l]$  and  $[\mathbf{v}_1^l, \dots, \mathbf{v}_{t-1}^l]$ , a.k.a. the *keys* and *values*, respectively. In predicting  $x_t$ , the model (self-)attends to each preceding element by using the dot product between the *query* hidden vector  $\mathbf{q}_t^l$  at timestep  $t$  and all the *key* vectors  $< t$  as the “weights” to linearly combine the *value* vectors  $< t$ , yielding a hidden state  $\mathbf{h}_t^l$  that is passed to the next layer as input. Once a model is trained, the model can generate new sequences autoregressively, i.e., one element at a time based on the previously generated elements, in chronological order of the timesteps [41].

**Prompt-based conditioning** is arguably to date the most popular approach to condition the generation process of the Transformer decoder via a conditioning sequence [42]–[45]. The approach is straightforward: it regards the conditioning sequence  $c_{1:\tau} = \{c_1, \dots, c_\tau\}$  as the prefix sequence consisting of the first  $\tau$  element  $\{x_1, \dots, x_\tau\}$  of the target sequence and lets the model generate a continuation starting from the timestep  $\tau+1$ . The conditioning sequence is thereby inherently part of the memory, affecting the subsequent elements by virtue of the generative modeling associated with Eq. (1).

**Theme-based conditioning**, as proposed in this paper, employs a separate network (i.e., a Transformer encoder) to access the conditioning sequence in a different way. Therefore, the generation starts from the timestep 1. The prediction of each  $x_t$  is influenced by both the decoder’s *self-attention* to its past (i.e.,  $x_{<t}$ ), and its *cross-attention* to the keys and values in the encoder that represent  $c_{1:\tau}$ .

$$p(x_t | x_{<t}; c_{1:\tau}). \quad (2)$$

In training a theme-based model, we need to have pairs that consist of a conditioning sequence  $c_{1:\tau}$  and the target sequence  $x_{1:T}$ , where  $T$  denotes the sequence length and naturally  $\tau < T$ . A naïve approach that uses a random subsequence from  $x_{1:T}$  as  $c_{1:\tau}$  does not work, because it is crucial to our application that the condition repeats itself a few times (with possible variations) in the target sequence. We introduce below how we find such pairs of  $c_{1:\tau}$  and  $x_{1:T}$ .

### IV. FINDING THEMATIC CONDITIONING MATERIALS

Creating theme-composition pairs that are *musically* meaningful is challenging, because manual labeling the themes of music is a tedious task and requires significant musical expertise. Automatic detection of motifs or themes also remains challenging, despite years of research [46]–[49]. The only public theme-related dataset, the Musical Theme Dataset [3], is only for Western classical music and does not specify all positions where the themes occur in compositions.

Instead, we treat repeated music fragments [50]–[52] as a plausible alternative thematic material. Research has been done to automatically mine such patterns from a music corpus based on some mathematical assumptions [53]. Most existing methods rely on hand-crafted rules and involve a large set of parameters that have to be manually tuned to achieve good performance. After testing some of these methods in our pilot study, we found that they do not always lead to meaningful patterns. Hence, we decided to develop a new approach that fulfils our own need.

#### A. Sketch of our approach

Given a music piece  $X$ , our approach is to firstly partition the piece into several fragments, and then cluster the fragments in a learned embedding space. Each cluster contains similar, but not exactly the same, fragments of the same piece. Then, we regard the *largest* cluster as the “theme cluster,” and pick the fragment that appears the *earliest* in the piece as the representative fragment of the whole piece, treating it as the thematic condition  $c_{1:\tau}$ . (The size of the theme cluster determines how many times the theme appears in the piece.) Subsequently, we can take any subsequence  $x_{1:T}$  of  $X$  and train a model that generates  $x_{1:T}$  given the condition  $c_{1:\tau}$ .

We resort to *contrastive learning* [28], [54] to build a *retrieval* model of the thematic material. As detailed below, the contrastive learning approach allows us to specify which kinds of music fragments are supposed to be similar to the retrieval model, by using synthetic pairs created with data augmentation. Furthermore, the retrieval model learns a representation  $\mathbf{z} = \text{Emb}(S)$  for each fragment  $S$ , and accordingly a distance metric for evaluating the similarity of two fragments through a neural network, instead of using hand-crafted features.

#### B. Segmentation

Partitioning a piece into fragments can be done by an automatic music segmentation algorithm [55]–[57]. However, we found in our pilot study that the algorithms perform not well enough, causing noises and over-segmentations. We instead use a simple method to slice each piece into two-bar fragments without overlaps at the bar lines, while disregarding bars that do not contain melody.<sup>4</sup> Empirically we found such

<sup>4</sup>Specifically, we first check the onset time of the first melody note in a piece. If it falls within the first-half of the corresponding bar, we start our two-bar slicing from that bar. Otherwise, we start the two-bar slicing from the next bar. Once the starting point is set, we continuously cut the melody into successive two-bar fragments until we reach a empty fragment. We then view the remaining sequence as a new piece and restart the procedure again till the end of the piece.

a two-bar fragment carries sufficient information that allows the generation process of our Transformer to be influenced by the representative fragment.<sup>5</sup>

### C. Melody embedding learning by contrastive learning

The next step is to learn a representation of each fragment. We propose to consider only the melody notes in a fragment for learning this representation, because themes and motifs are usually associated with the melody [58]. In addition, focusing on the melody makes it easier to inform the retrieval model the variations of theme we expect to have by data augmentation, as explained below.

We identify the melody notes for each fragment using the annotations of POP909 dataset. (In cases where such annotations are not available, a melody extraction method such as the “skyline” algorithm [59] may be used.) We then use an embedding network  $\text{Emb}(\cdot)$  to transform the melody of each fragment  $S$  to a fixed-length embedding vector  $\mathbf{z}$ , called the *melody embedding*. The network uses a BERT-like architecture [60] comprising a number of bidirectional self-attention layers to compute the hidden state  $\mathbf{h}$  of each note in the melody, and uses the mean of the hidden states from the last self-attention layer as the melody embedding  $\mathbf{z}$ . To train the network, we use a *contrastive head* that takes the melody embedding of two different fragments and computes their cosine similarity,  $\text{sim}(\cdot, \cdot)$ . Given a batch of pre-defined *positive* and *negative* fragment pairs, the network learns by minimizing the following “contrastive loss” [54]:

$$-\log \frac{\exp(\text{sim}(\mathbf{z}_i, \mathbf{z}_j)/\alpha)}{\sum_k \mathbf{1}_{[k \neq i]} \exp(\text{sim}(\mathbf{z}_i, \mathbf{z}_k)/\alpha)}, \quad (3)$$

meaning that the model has to draw the embeddings of fragments in a positive pair (i.e.,  $(i, j)$ ) closer than those in a negative pair (i.e.,  $(i, k)$ ), where  $\alpha$  denotes temperature.

A core idea of contrastive learning is to establish the positive and negative data pairs in an unsupervised way via “data augmentation” [54]. In our case, this implies that we use rules to modify an input original fragment to create synthesized variations, and regard the pair of the fragment and each of its variations as a positive data pair. Fragments from different pieces constitute the negative pairs. This way, the embedding model  $\text{Emb}(\cdot)$  learns to be *invariant* to those variations employed in data augmentation. Specifically, we adopt the following three rules, motivated by common techniques in pop song writing:

- *Pitch shift on scale*: Keep the same contour of a melody but shift them according to their positions in the musical scale. Note that it is different from uniformly shifting the pitches, because the distances between two adjacent notes are not equal in a Western heptatonic scale (i.e., there are whole steps and half steps).

<sup>5</sup>According to our own listening of the original pieces in POP909, a music phrase in POP909 usually lasts for two bars, possibly due to the comfortable breath length for human singing. In addition, most of the phrases tend to start at the downbeat (i.e., the first beat) of a bar; none of them starts in the middle of a bar. Indeed, few of them start with an anacrusis (starting at the “upbeat,” the last beat in the previous bar). For those phrases, our segmentation method will not include the beginning notes.

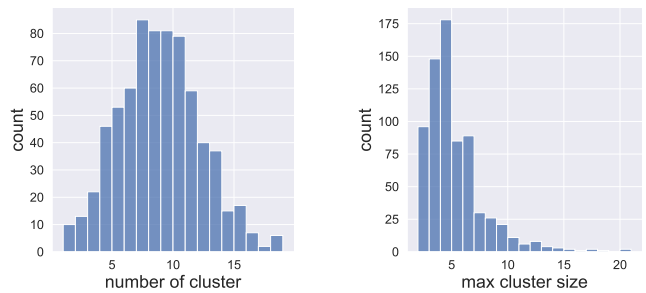


Fig. 3: The histograms of (left) the number of clusters per song, and (right) the number of fragments in the largest cluster (i.e., the size of the theme cluster) per song.

- *Last note duration variation*: Randomly vary the duration of the last note in the melody.
- *Note splitting and combination*: Randomly pick a note in the melody and split it into two notes with the same pitch but half of the original duration each; or randomly combining two neighboring notes with the same pitch.

Because the embedding model is trained to discriminate similar and dissimilar fragments, we will also use it to set up objective metrics to evaluate the performance of our model:

$$D(S_i, S_j) = \|\text{Emb}(S_i) - \text{Emb}(S_j)\|_2. \quad (4)$$

In our implementation, the embedding model has a stack of 6 bidirectional self-attention layers, followed by a contrastive head with an output dimension of 128. The hidden dimension of the self-attention layers is set to 256. This model has in total 3M trainable parameters. We train the embedding model using the contrastive loss described in Eq. (3) with the temperature hyperparameter  $\alpha$  set to 0.5, using Adam as the optimizer and a batch size of 128 fragments, all of which are picked randomly from a different piece each time. In each batch, we create two augmented versions for each fragment. The pair that consists of a fragment and one of its augmented version is treated as a positive pair. The other pairs are treated as negative pairs. The training process converges after 2,760 training steps, landing on a final contrastive loss of 1.82.

### D. Clustering

We use a density-based algorithm called DBSCAN [29] to cluster the fragments of a piece. For each piece, DBSCAN forms a variable number of clusters by requiring the distance between the cluster centroid and every fragment included by the cluster to be smaller than a pre-defined threshold  $\epsilon$ , in the learned melody embedding space. In this way, we can control the closeness of fragments in a cluster, and at the same time adaptively decide the number of clusters of a piece according to the repetitive nature of the piece. In practice, the DBSCAN algorithm has two user-defined hyperparameters: the minimal number of components (i.e., fragments in our case) that constitute a cluster, and the maximal distance  $\epsilon$  between components in a cluster to the cluster centroid [29]. We set the former to 2. We set the latter according to our empirical observation of the distance between the embeddings



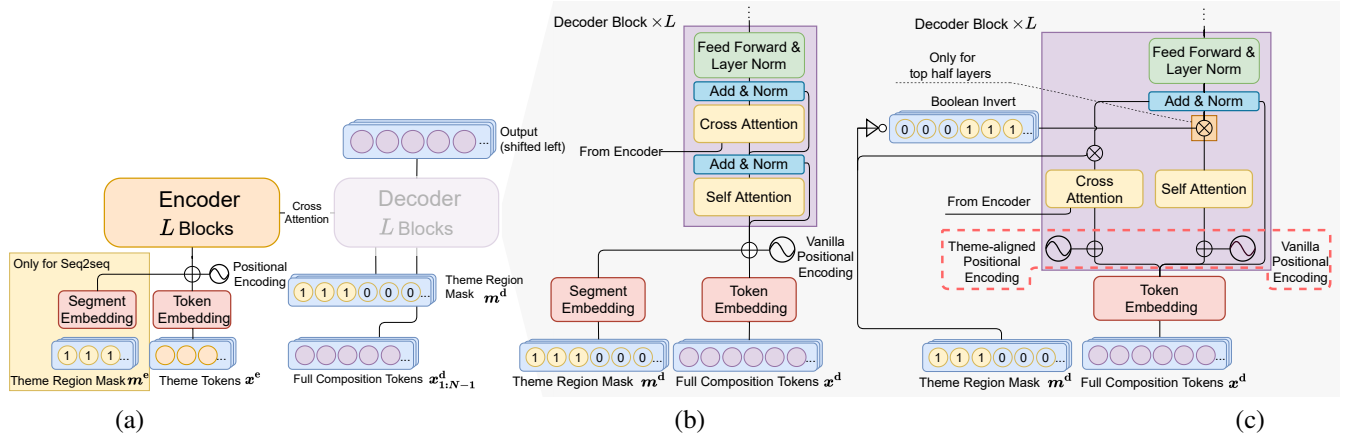


Fig. 4: (a) Schematic overview of the proposed Transformer architecture for theme-conditioned music generation. Diagrams of the decoder architecture for (b) the basic seq2seq model that utilizes segment embedding (SE), and (c) the proposed Theme Transformer that utilizes parallel attention modules with XOR gating (the two “ $\otimes$ ”s) and separate positional encodings (PEs).

of some toy sequences with perceptually tolerable alternations we fed to the embedding model (when the model converges). We finally set  $\epsilon$  to 0.13, for it allows DBSCAN to include those similar sequences to the same cluster.<sup>6</sup>

Figure 3 shows the histograms of the number of resulting clusters per song, and the the number of fragments in the theme cluster. Moreover, we provide examples of fragments belonging to the same cluster in the supplementary material in MIDI format. We note that DBSCAN would discard fragments of a piece that do not belong to any clusters.

Note that, the melody of a fragment is only used for clustering. As a conditioning fragment is an excerpt of our music pieces, it contains both the melody and its accompaniment.

## V. THEME-CONDITIONED TRANSFORMER

### A. Baseline Seq2seq Model

A theme-conditioned Transformer can be implemented by a seq2seq Transformer [13], [31], with the *source sequence* (i.e., the encoder input) being a condition  $c_{1:\tau}$  and the *target sequence* (i.e., the output of the decoder) being a segment  $x_{1:T}$  of the corresponding music piece. The encoder comprises several bidirectional self-attention layers, and the decoder uses a *cascade* of uni-directional self-attention and cross-attention modules in each layer (see Figure 4(b)) to integrate information from both the decoder itself and encoder.

In Transformer-based music generation, a music piece is usually represented as a sequence of “event tokens,” such as NOTE-ON and NOTE-DURATION [17]. Using the theme occurrences obtained with our contrastive clustering method, we propose to add THEME-START and THEME-END tokens before and after each two-bar fragment belonging to the theme cluster. These tokens divide a token sequence into *theme regions* and *non-theme regions*. Tokens within a theme region are largely affected by the thematic conditioning material. The

condition can also influence tokens in a non-theme region without explicitly manifesting itself.

Segment embeddings are commonly used to help a Transformer distinguish different parts of a sequence, e.g., *question* and *answer* [60]. We can use them to highlight the difference between the theme and non-theme regions in self-attention. As Figure 4(a) shows, from our clustering result, we feed to the decoder a binary *theme region mask*  $m^d = \{m_1^d, \dots, m_T^d\}$ , where  $m_t^d = 1$  indicates that the timestep  $t$  is within a theme region, and  $m_t^d = 0$  otherwise. The encoder is given an all-1’s theme region mask  $m^e = 1_\tau$ . Then,  $m^e$  and  $m^d$  pass a shared segment embedding (SE) to become part of the input to the first self-attention layer of the encoder and decoder. Specifically, the input vector  $\tilde{x}_t^d$  of the decoder at timestep  $t$  is  $\tilde{x}_t^d = \text{TE}(x_t^d) + \text{PE}(t) + \text{SE}(m_t^d)$ , where TE is the token embedding also shared by the encoder and decoder, and PE the vanilla *sinusoidal* positional encoding [12], [61], [62]. The input to the encoder (i.e.,  $\tilde{x}_t^e$ ) is obtained similarly.

### B. Proposed Theme Transformer

However, unlike many seq2seq tasks in natural language processing (NLP), where the target sequences tend to be short (e.g., in question answering [60], machine translation [63], or summarization [64]), in our music generation task the length of the target sequences may well be longer than 64 bars, which translate to roughly 4,000 tokens (elements) for our dataset. Using the vanilla positional encoding (PE) to keep track of the distance (in terms of timesteps) between tokens may greatly attenuate the influence of the condition at later timesteps of the decoder, i.e., when  $\tau \ll t$ . Moreover, the relationship between the source and target sequences may be subtler in our task compared to the NLP tasks. Due to these issues, the decoder may ignore the encoder entirely. We propose the following modifications to avoid this problem.

1) *Gated parallel attention*: To equalize the importance of self- and cross-attention, we adopt the idea of Rashkin *et al.* [65] and place them *in parallel* (instead of cascaded), as depicted in Figure 4(c). Moreover, we propose a novel

<sup>6</sup>Accordingly, it seems reasonable, as shown later in Table II, that the average *theme inconsistency* and *theme uncontrollability* values (which are also calculated by  $D(\cdot, \cdot)$ ) of the original pieces in the testing data turn out to be below the value of  $\epsilon$ .

*XOR gating* mechanism, such that the decoder *only* uses self-attention when the current timestep  $t$  falls within a non-theme region (i.e.,  $m_t^d = 0$ ) in all its  $L$  layers, and *only* uses cross-attention when  $t$  falls within a theme region<sup>7</sup> (i.e.,  $m_t^d = 1$ ) in *some* of its  $L$  layers. Specifically, within a theme region, we only turn off self-attention in the *top half* layers, so that self-attention still takes effect and contributes to the local continuity of music. Mathematically, the output of the  $l$ -th decoder layer at  $t$ , denoted as  $\mathbf{h}_t^l$ , can be written as:

$$\mathbf{h}_t^l = \begin{cases} m_t \mathbf{h}_t^{l,(\text{cross})} + (1 - m_t) \mathbf{h}_t^{l,(\text{self})}, & l > L/2 \\ m_t \mathbf{h}_t^{l,(\text{cross})} + \mathbf{h}_t^{l,(\text{self})}, & l \leq L/2 \end{cases} \quad (5)$$

where  $\mathbf{h}_t^{l,(\text{cross})}$  and  $\mathbf{h}_t^{l,(\text{self})}$  are the outputs of cross- and self-attention, respectively. For the self-attention route, we have tried other arrangements of the XOR gates (i.e., not placed in the top half), finding no notable differences. [12]

2) *Theme-aligned positional encoding*: Finally, instead of using only one set of PE as shown in Figure 4(b), we propose a novel idea that uses *separate* PEs for the self- and cross-attention routes in parallel attention, as depicted in Figure 4(c). Our goal is to *align* the PE of the theme regions on the decoder side with the PE of the condition for the cross-attention route. For example, let’s assume that the decoder generates a THEME-START token at timestep  $\kappa$ , where  $\tau \ll \kappa$ . The decoder may not easily cross-attend to any tokens within  $c_{1:\tau}$  when predicting  $x_{\kappa+1}$ , because  $\text{PE}(\kappa + 1)$  would be greatly different from any  $\text{PE}(\rho)$ , for  $\rho \in [1, \tau]$ , under the vanilla sinusoidal PE [12] due to the big gap between  $\tau$  and  $\kappa + 1$ . To remedy this, we “reset the clock” and use  $\text{PE}(1)$  as the positional encoding for timestep  $\kappa + 1$  when calculating the cross-attention. Similarly, we use  $\text{PE}(t)$  as the positional encoding for timestep  $\kappa + t$  when calculating the cross-attention, until the decoder generates a THEME-END token. In our implementation, we inject PEs in *every* layer, instead of just once at the input layer as conventionally done.

It can be seen that the use of separate PEs goes naturally in tandem with parallel attention, rather than cascaded attention. In the proposed Theme Transformer, we drop the SE entirely and uses the parallel attention with XOR gating and separate PEs in the decoder.

## VI. IMPLEMENTATION DETAILS

### A. Dataset

We train our models using the piano covers of Mandarin pop music from the POP909 dataset [25], which is composed of the piano covers of 909 Mandarin pop songs originally composed by 462 artists, released from the earliest in 1950s to the latest around 2010 [25] and the piano arrangements in these covers were created by professional musicians. Each arrangement is stored in three separate MIDI tracks: MELODY (transcription of the lead melody, which corresponds to the vocal), BRIDGE (the secondary melodies or lead instruments), and PIANO (the main body of the accompaniment), making it trivial to identify the melody. In our work, we omit the

<sup>7</sup>At inference time, this implies that there is already a THEME-START token but not yet a THEME-END token in the recent past.

Token type	Piano Representation	Melody Representation
NOTE-PITCH	127×2	127
NOTE-DURATION	64×2	64
NOTE-VELOCITY	126×2	—
TEMPO	76	—
BAR	1	—
SUBBEAT	16	—
THEME	2	—
PADDING	1	1
Total	730	192

TABLE I: Vocabulary of our token representation, which is used for music generation and contrastive clustering. Note that, for the prompt-based baseline, we do not use the theme tokens.

BRIDGE track, since its functionality is in between melody and accompaniment. Besides, perceptually the quality of the original tracks does not degrade much without the BRIDGE track. Following [22], we pick only the songs with a 4/4 time signature and quantize the note onset times and duration to be multiples of 1/4 beat (ignoring triplets) for simplicity, using the beat annotations provided by POP909. In addition, we filter out songs that change their key within the songs to avoid dealing with such cases when applying data augmentation in melody contrastive learning. This leads to a final collection of 713 songs. We reserve 4% of them (i.e., 29 songs) for testing and the others for model training.

### B. Token representation

We consider three types of tokens to represent each song from POP909 by a token sequence. First, each note in a song is described by three *note-related* tokens: NOTE-PITCH (from D0 to G9), NOTE-DURATION (ranges from 1/4 beat to 16 beats, in multiples of 1/4 beat), and NOTE-VELOCITY (how hard the note is played; from 1 to 126). Moreover, we adopt a multi-track representation [14], [15] and use separate note-related tokens for melody and accompaniment. For example, to describe the pitch of a melody note in C5, we use the token NOTE-PITCH:MELODY:C5. Second, following [17], we use the following *metric-related* tokens to represent the advance in time. BAR marks the beginning of a new bar, which is uniformly divided into 16 subbeats. SUBBEAT indicates the onset time of a note among these 16 possible positions within a bar. TEMPO describes the speed of a song at the beat-level, and takes values from 17 to 194 BPM, with an interval of 3. Lastly, we have *theme-related* tokens: THEME-START and THEME-END. (Following the convention in prompt-based models, we do not use the two theme tokens in the prompt-based baseline.) In total, our vocabulary for the piano contains 730 unique tokens.<sup>8</sup> The songs in our dataset have ~95 bars on average, which translate to 5,249 tokens per song on average using the piano representation. Accordingly, a 512-token sequence employed in model training (i.e.,  $x_{1:T}$ ) contains about nine bars on average. A two-bar conditioning fragments (i.e.,  $c_{1:\tau}$ ) contains 121.9 tokens on average.

<sup>8</sup>Because we use 512-token sequences as input, rather than the whole pieces, We do not have EOS (i.e., end-of-song) tokens [22]. Hence, our models generate endless pieces following a given condition at inference time. In our evaluation, we truncate them at the 64-th bar.

While the piano representation is used in the Transformer models for generation, we need a separate melody representation to be used in the contrastive-learning based retrieval model for finding thematic conditioning material. For the melody representation, we add a REST token as another instance of NOTE-PITCH. In this way, the ending a note would be exactly the beginning of a new note (including REST), as the melody is monophonic. Accordingly, we can faithfully represent a melody without metric-related tokens. In our dataset, the average length of such a melody sequence, which is fed to the embedding model, is 24.3 tokens.<sup>9</sup>

Table I lists the token types and the number of unique tokens for each type in our token representation of the piano and the melody, respectively.

### C. Model settings

We use a 6-layer encoder and a 6-layer decoder (i.e.,  $L = 6$ ) for both the basic seq2seq Transformer and the Theme Transformer. Both are theme-conditioned. In addition, we implement a baseline prompt-conditioned Transformer decoder [13], [17] that also has 6 layers. All the models are trained with the Adam optimizer ( $\beta_1 = .9, \beta_2 = .99$ ) [66] and teacher forcing to minimize the training negative log-likelihood,  $-\sum_{t=1}^T \log p(x_t | x_{<t})$ , where  $T = 512$ , using  $2 \times 10^{-4}$  learning rate and a batch size of 8.

All our models have 8 heads for multi-head attention, 256 hidden dimensions, 1,024-dim feed-forward layers, and GeLU as the activation function. The total number of trainable parameters is 11M for the basic seq2seq model and the proposed Theme Transformer, and is 5M for the prompt-based decoder-only baseline. The training NLL of all these three models drops below 0.55 in roughly two days when being trained separately on an NVIDIA V100 GPU. While the theme regions in the training data are all two-bar long, it turns out that the theme-based models also learn to have each generated theme region to be in two bars.

For the training data, to ensure that the parameters associated with cross-attention can be updated every training step, we select the 512-token sequences including either a THEME-START or THEME-END for the two theme-based models, ending up having 2,529 sequences for training. However, for the prompt-based model, theme-related tokens are not used at all, so we follow the convention in the literature and pick 2,529 random subsequences of the training pieces for training the prompt-based model.

In the inference phase, the prompt-based model uses the theme condition as the prefix of the sequence to be generated. Therefore, the generated piece of the prompt-based model always start from a theme region. However, this is not the case for the theme-based models, because the models may not

choose to exactly copy the theme condition in the beginning of its generation. Such a difference is fine in practical applications, but it may render the comparison between the generated pieces in the listening test inconvenient or difficult. Therefore, in our implementation, we use a THEME-START token as the prefix of the sequence to be generated for the theme-based models at inference time.

## VII. OBJECTIVE EVALUATION

### A. Evaluation Setup and Metrics

In the objective evaluation, we let each model generate 64-bar polyphonic piano music using the thematic conditions retrieved from each of the 29 testing songs of POP909. We evaluate the result using two sets of metrics. The first set concerns with the generated music itself, probing the general coherence within a piece (which conventional prompt-based Transformer is known to be good at [13]). The second set examines the relationship between each generated piece with the corresponding condition, studying how the condition manifests itself in the generated piece.

The first set has three metrics, each concerning a different aspect. The first metric uses the overlapping area [67] of the pitch class histogram of pairs of bars in a generated music to assess *pitch class consistency*. The second one, which is novel, uses Eq. (4) to measure *melody inconsistency* by comparing the melody embeddings  $\mathbf{z}$  of each two-bar fragment in the latter 32 bars of a piece to the melody embedding of the beginning (i.e., first) two bars  $S_1$  of the same piece, considering only the melody notes. We pick the fragment  $S_*$  with the closest distance to  $S_1$  and report  $D(S_1, S_*)$ . The last metric, *grooving consistency*, as proposed by [26], studies the coherence in rhythm.

The second set of metrics are all theme-related and are newly proposed here. We develop *theme inconsistency* to evaluate the average difference in melody embedding among all pairs of different theme regions (delimited by THEME-START and THEME-END tokens) in a generated piece, i.e.,  $\frac{2}{N(N-1)} \sum_{i,j} D(\Gamma_i, \Gamma_j)$ , where  $\Gamma_i$  denotes a theme region and  $N$  the number of theme regions in a piece. By *theme uncontrollability*, we evaluate the closeness between the theme regions and the condition,  $\frac{1}{N} \sum_{i=1}^N D(c_{1:\tau}, \Gamma_i)$ . Lastly, *theme gap* calculates the length (in # bars) between two successive THEME-START tokens.

### B. Main Result

Table II displays the average result across the testing songs. We make the following observations. First, all the models perform similarly on *pitch class consistency*, suggesting that they all learn to adhere to a certain key in their generations. Second, the Theme Transformer performs much better than the other two in *melody consistency*, implying that its generation follows a certain theme better. Third, compared to the original pieces, all the models have overly high *grooving consistency*, suggesting a lack in diversity in the generated rhythm.

The result on the theme-related metrics shows that the Theme Transformer performs much better than the basic seq2seq Transformer model in harnessing the condition in

<sup>9</sup>We note that, the pieces generated by our Transformer models are sequences of the piano tokens using the vocabulary on the left hand side of Table I. To get the melody embedding of two-bar fragments of the generated pieces for computing the objective metrics *theme inconsistency* and *theme uncontrollability* (cf. Section VII-A), we need to “translate” the tokens to what described on the right hand side of Table I. In doing so, we pick the melody notes in the generated pieces, add REST tokens when appropriate, and then discard tokens other than pitch- and duration-related ones.

	Pitch class consistency $\uparrow$	Melody inconsistency $\downarrow$	Grooving consistency $\uparrow$	Theme inconsistency $\downarrow$	Theme uncontrollability $\downarrow$	Theme gap (in # bars)
Baseline [13], [17]	.59 $\pm$ .07	.33 $\pm$ .38	.84 $\pm$ .09	—	—	—
Seq2seq Transformer [13]	.61 $\pm$ .04	.46 $\pm$ .28	.90 $\pm$ .06	1.01 $\pm$ 0.05	1.10 $\pm$ 0.14	6.02 $\pm$ 1.91
Theme Transformer (proposed)	.61 $\pm$ .06	.13 $\pm$ .24	.92 $\pm$ .07	0.27 $\pm$ 0.26	0.24 $\pm$ 0.20	9.48 $\pm$ 3.59
Original pieces	.65 $\pm$ .05	.09 $\pm$ .18	.74 $\pm$ .10	0.05 $\pm$ 0.05	0.04 $\pm$ 0.04	12.24 $\pm$ 11.32

TABLE II: Result of the objective evaluation. The scores are in general closer to those of the original pieces (i.e., test split of POP909) the better. We do not use theme-related metrics for the prompt-based baseline, for it does not generate theme tokens.

	sequence length $N$	#self-attn layers $L$	SE	separate PEs	Melody inconsistency $\downarrow$	Theme inconsistency $\downarrow$	Theme uncontrollability $\downarrow$	Theme gap (in # bars)
Theme Transformer	512	6		✓	.13 $\pm$ .24	.27 $\pm$ .26	0.24 $\pm$ 0.20	9.48 $\pm$ 3.59
	1,024	6		✓	.07 $\pm$ .15	.27 $\pm$ .21	0.26 $\pm$ 0.19	13.70 $\pm$ 8.34
Baseline [13], [17]	512	6	✓		.19 $\pm$ .23	.55 $\pm$ .27	1.07 $\pm$ 0.26	7.70 $\pm$ 3.68
	512	12			.33 $\pm$ .38	—	—	—
Original pieces					.09 $\pm$ .18	.05 $\pm$ .05	0.04 $\pm$ 0.04	12.24 $\pm$ 11.32

TABLE III: Result of an ablation study that evaluates variants of the implemented models

the generation, suggesting the effectiveness of the proposed theme-aligned positional encoding and gated parallel attention. Yet, there is still a large gap between the Theme Transformer and original piece in theme uncontrollability and theme gap, providing room for future work.

The result in theme gap suggests that our model has difficulty learning the timing to reuse a theme. This might be due to our short training sequence length (i.e., 512 tokens). The model cannot learn long-term relation of theme occurrences at different song sections.

Illustrations of examples of the piano music generated by the Theme Transformer can be found in Figures 5 and 6.

### C. Ablation Study

We also report the result of an ablation study that probes the performance of variants of our model, to validate some of the design choices and to offer insights.

1) *On sequence length*: As discussed in our comments on the objective result on *theme gap* in Section VII-B, the short sequence length  $N = 512$  might have negatively affected the performance of our model in theme timing and structureness. Hence, we implement a variant of the Theme Transformer with  $N = 1024$ . The second row of Table III shows that, increasing the sequence length does improve the model’s performance in *melody inconsistency*, *theme inconsistency* and *theme uncontrollability*. The mean and standard deviation in *theme gap* also become much closer to those of the original pieces. This suggests the potential to further improve the model by adopting a linear-complexity Transformer architecture [68], [69] and using the whole song without slicing to train the Transformer, like we have attempted for the case of unconditional generation [22].

2) *On segment embedding vs. theme-aligned positional encoding*: In Theme Transformer, we use separate PEs and no SE, assuming that this works better. Here, we evaluate a variant of the Theme Transformer that uses the SE instead. Accordingly, the only difference between this variant to the basic seq2seq model would be the use of gated parallel attention.

The third row of Table III shows that this degrades the performance in all the metrics, in particular theme uncontrollability. Moreover, a cross reference to Table II shows that this variant outperforms the basic seq2seq model in *melody inconsistency* and *theme inconsistency* but not *theme uncontrollability*. This suggests that the proposed gated parallel attention contributes to the first two metrics, while the idea of separate PEs contributes to the latter metric.

3) *On the number of trainable parameters*: Because of the additional encoder part of the Theme Transformer, the total number of trainable parameters of the Theme Transformer is roughly twice than that of the baseline decoder-only model in the evaluations reported in the main body of the paper, which may not be fair. Therefore, we implement a variant of the prompt-based baseline that has  $L = 12$  self-attention layers in the decoder, to make the number of trainable parameters comparable to that of the Theme Transformer. As Table III shows, increasing the number of layers does not improve the result of the prompt-based baseline, suggesting that the high melody inconsistency is perhaps attributed to the inherent demerits of the prompt-based approach.

## VIII. QUALITATIVE EVALUATION

### A. Listening Test: Setup

We establish a website and recruit anonymous human subjects to listen to a thematic material first, and then rate the correspondingly generated pieces in the following aspects, on a 5-point Likert scale (from 1 to 5; the higher the better):

- Theme controllability (C): How strongly is the piece influenced by the given theme?
- Theme repetition (R): How often does the theme occur?
- Theme timing (T): How well does the theme emerges in the piece at the timing you expect?
- Theme variation (V): How nicely does the theme vary in each of its occurrence in the piece?
- Overall structureness (S) of the music piece.
- Overall quality (Q) of the music piece.



		C ontrol	R epeat	T iming	V ariation	S tructure	Q uality
User group 1 (33 subjects)	Prompt-based [13], [17]	3.01±1.08	2.55±1.18	2.73±1.06	2.65±1.06	3.06±0.94	3.19±0.98
	Seq2seq [13]	2.52±1.10	2.12±1.08	2.27±1.08	2.41±1.18	3.10±0.99	3.23±0.92
	Theme Transformer (proposed)	3.63±1.10	3.55±1.22	3.27±1.03	3.03±1.11	3.33±0.99	3.38±0.97
User group 2 (17 subjects)	Prompt-based [13], [17]	2.90±1.09	2.39±0.97	2.76±1.26	3.22±1.24	2.78±1.09	2.78±1.00
	Theme Transformer (proposed)	3.49±1.11	3.39±1.12	3.27±1.25	3.25±1.06	3.16±1.00	3.16±1.00
	Original pieces	3.61±1.17	3.37±1.14	3.53±1.11	3.29±1.11	3.39±0.97	3.41±1.11

TABLE IV: Mean opinion scores (MOS) in the following six aspects across two different user groups: (C) theme controllability, (R) theme repetition, (T) theme timing, (V) theme variation, (S) overall structureness, (Q) overall quality. The first user group is familiar with Mandarin pop music, while the second group does not.

We intend to have subjects evaluate both the machine generated pieces and original pieces from the test set. However, some subjects might be familiar with the tunes in the original pieces, rendering the comparison unfair. Therefore, we require our subjects to self-report whether they are familiar with Mandarin pop music, and only ask those who are unfamiliar to listen to the original pieces. For subjects of the first group (“familiar”), we ask them to rate the music generated by the three implemented models based on the thematic material of three songs randomly picked from the test set. For the second group (“unfamiliar”), we replace the music generated by the seq2seq model by the original pieces (i.e., the testing songs). We randomize the order of the pieces corresponding to the same song and do not let the subjects know whether there are any original pieces. But, we do tell them that our goal is to build a theme-conditioned music generation AI.

The subjects are recruited from the social circles of the authors, which are from different countries. We ask the subjects to indicate (yes or no) whether they are familiar with Mandarin pop music by the question: “Do you listen to Mandarin pop songs?” We also ask them to optionally self-report their musical performance and composing experience. We have examined whether their musical experience is related to their ratings but found nothing significant. Among the subjects, 27 self-report themselves as male, and 23 as female.

Due to the time takes to set up the online survey website, we only use 12 out of the 29 testing songs in the listening test, all selected randomly. The 12 songs are distributed in four packs, so that a subject listens to one of such packs. For listeners, we convert each original and generated token sequence into a MIDI file, and then render it into audio by FluidSynth (<https://pypi.org/project/midi2audio/>), without additional mixing.<sup>10</sup>

### B. Listening Test: Result

Table IV shows that, from the result of both user groups, the Theme Transformer outperforms the other two models across all metrics, especially in the first three theme-related ones. Both the prompt-based baseline and the basic seq2seq model cannot harness the condition well. Besides, the Theme Transformer obtains similar MOS as the original data for all the theme-related metrics, demonstrating its effectiveness.

<sup>10</sup>Please note that, the “original pieces” used in the objective and subjective evaluations are actually not the original MIDI files provided by POP909, but instead MIDI files converted from our token sequences. This is for a fair comparison between the original and generated pieces: both are quantized to 1/4 beats, no pedals, and no BRIDGE notes. Accordingly, they are actually “degraded” version of the original pieces.

Moreover, there is a gap between the Theme Transformer and the original pieces in the last two “overall” metrics, calling for future improvement again. Interestingly, comparing the result of the overall metrics of the two user groups, it appears that the subjects can more easily notice the difference between the prompt-based baseline and the Theme Transformer with the original pieces as a reference.

### C. Comments on the Quality of the Generated Music

With carefully examination of the music generated by our Theme Transformer, we found that each occurrence of the conditioning theme (i.e., a generated theme region) depends largely on the *melody* notes in its preceding non-theme region. When the preceding non-theme region has no melody notes at all, the subsequent theme-region tends to be highly similar to the given condition. Otherwise, the proposed model brings in some variations of the theme that are related to the preceding melody notes. It appears that our model does learn the difference between melody and accompaniment with relation to theme variation.

Our subjective assessment on *theme controllability*, *theme repetition*, and *theme variation* in Table IV shows that the Theme Transformer has learned to exploit the theme repetitively in its generation. However, we found that the model fails to properly **develop the theme** throughout a generated piece, according to our own listening and also the score on *overall structureness* in Table IV. Ideally, a song should follow some reasonable development, creating tensions, expectations, and giving listeners a sense of direction in melody variation. But, our model tends to generate random variation of the theme in each theme region. We conjecture that this can be attributed to the short sequence length  $N = 512$ , which amounts to about 9 bars of music only in POP909. As shown in Table II, in the original pieces the average *theme gap* is 12.24 bars, meaning that a training sequence hardly contains two occurrences of the theme. The model cannot learn to take the preceding theme region into account while generating the next theme region. Moreover, due to sequence slicing, the model does not know the position of each theme region (e.g., in the beginning or the end) in a training piece.

## IX. CONCLUSION

In this paper, we used contrastive learning with musically-inspired data augmentation and DBSCAN clustering to extract thematic materials occurring throughout a piece. We then proposed Theme Transformer, an encoder-decoder model that

takes advantage of gated parallel attention and theme-aligned positional encoding to refer to the thematic material given as a condition during music generation. Conducted objective and subjective evaluations demonstrate that, compared to the decoder-only Music Transformer and the simple Seq2seq Transformer, Theme Transformer does better in repeating the thematic materials with perceptible variations, and enhances the quality of the generated music.

This work can be extended in many ways. First, we only considered composing with just one given theme. However, a music piece (e.g., a sonata, or a pop song in verse-chorus form) can often contain multiple themes, which may be similar or in stark contrast to each other. We may build a model that takes multiple themes as conditions, with mechanisms to alternate its attention between different themes to compose a well-formed piece. Second, as seen in Figure 1, the similarity measure obtained from contrastive learning could be a great tool to characterize how the music “departs from” and “returns to” the theme in a piece. This opens the door to developing methods that take such “similarity curves” into account during generation, thereby improving the development of the themes in the music, as well as offering users a medium to interact with music generation models. Finally, we are interested in letting the model take a user-created theme as condition or generate the theme on its own from scratch, rather than extracting from existing pieces.

## REFERENCES

- [1] B. L. Jacob, “Algorithmic composition as a model of creativity,” *Organised Sounds*, vol. 1, no. 3, p. 157165, 1996.
- [2] A. Elowsson and A. Friberg, “Algorithmic composition of popular music,” in *Proc. Int. Conf. Music Perception and Cognition*, 2012, pp. 276–285.
- [3] F. Zalkow, S. Balke, V. Arifi-Müller, and M. Müller, “MTD: A multi-modal dataset of musical themes for MIR research,” *Transactions of the Int. Society for Music Information Retrieval*, vol. 3, no. 1, pp. 180–192, 2020.
- [4] W. Drabkin, “Theme,” in *Grove Music Online*. Oxford University Press, 2001. [Online]. Available: <https://www.oxfordmusiconline.com/grovemusic/view/10.1093/gmo/9781561592630.001.0001/omo-9781561592630-e-0000027789>
- [5] D. Herremans and E. Chew, “Morpheus: Generating structured music with constrained patterns and tension,” *IEEE Transactions on Affective Computing*, vol. 10, no. 4, pp. 510–523, 2019.
- [6] J. Wu, C. Hu, Y. Wang, X. Hu, and J. Zhu, “A hierarchical recurrent neural network for symbolic melody generation,” *IEEE Transactions on Cybernetics*, vol. 50, no. 6, pp. 2749–2757, 2020.
- [7] O. Cfka, U. imekli, and G. Richard, “Groove2Groove: One-shot music style transfer with supervision from synthetic data,” *IEEE/ACM Transactions on Audio, Speech, and Language Processing*, vol. 28, pp. 2638–2650, 2020.
- [8] Y.-Q. Lim, C. S. Chan, and F. Y. Loo, “ClaviNet: Generate music with different musical styles,” *IEEE MultiMedia*, vol. 28, no. 1, pp. 83–93, 2021.
- [9] K. Choi, J. Park, W. Heo, S. Jeon, and J. Park, “Chord conditioned melody generation with Transformer based decoders,” *IEEE Access*, vol. 9, pp. 42 071–42 080, 2021.
- [10] J. Grekow and T. Dimitrova-Grekow, “Monophonic music generation with a given emotion using conditional variational autoencoder,” *IEEE Access*, vol. 9, pp. 129 088–129 101, 2021.
- [11] S. Ji, J. Luo, and X. Yang, “A comprehensive survey on deep music generation: Multi-level representations, algorithms, evaluations, and future directions,” 2020, *arXiv preprint arXiv:2011.06801*.
- [12] A. Vaswani, N. Shazeer, N. Parmar, J. Uszkoreit, L. Jones, A. N. Gomez, Ł. Kaiser, and I. Polosukhin, “Attention is all you need,” in *Proc. Advances in Neural Information Processing Systems*, 2017, pp. 5998–6008.
- [13] C.-Z. A. Huang, A. Vaswani, J. Uszkoreit, I. Simon, C. Hawthorne, N. Shazeer, A. M. Dai, M. D. Hoffman, M. Dinculescu, and D. Eck, “Music Transformer: Generating music with long-term structure,” in *Proc. Int. Conf. Learning Representations*, 2019.
- [14] C. M. Payne, “Musenet,” *OpenAI Blog*, 2019.
- [15] C. Donahue, H. H. Mao, Y. E. Li, G. W. Cottrell, and J. McAuley, “LakhNES: Improving multi-instrumental music generation with cross-domain pre-training,” in *Proc. Int. Soc. Music Information Retrieval Conf.*, 2019, pp. 685–692.
- [16] N. Zhang, “Learning adversarial Transformer for symbolic music generation,” *IEEE Transactions on Neural Networks and Learning Systems*, pp. 1–10, 2020.
- [17] Y.-S. Huang and Y.-H. Yang, “Pop Music Transformer: Beat-based modeling and generation of expressive pop piano compositions,” in *Proc. ACM Multimedia Conf.*, 2020, pp. 1180–1188.
- [18] Y. Ren, J. He, X. Tan, T. Qin, Z. Zhao, and T.-Y. Liu, “PopMAG: Pop music accompaniment generation,” in *Proc. ACM Multimedia Conf.*, 2020, pp. 1198–1206.
- [19] X. Wu, C. Wang, and Q. Lei, “Transformer-XL based music generation with multiple sequences of time-valued notes,” 2020, *arXiv preprint arXiv:2007.07244*.
- [20] J. Ens and P. Pasquier, “MMM- exploring conditional multi-track music generation with the Transformer,” 2020, *arXiv preprint arXiv:2008.06048*.
- [21] Z. Wang, D. Wang, Y. Zhang, and G. Xia, “Learning interpretable representation for controllable polyphonic music generation,” in *Proc. Int. Soc. Music Information Retrieval Conf.*, 2020.
- [22] W.-Y. Hsiao, J.-Y. Liu, Y.-C. Yeh, and Y.-H. Yang, “Compound Word Transformer: Learning to compose full-song music over dynamic directed hypergraphs,” in *Proc. AAAI Conf. Artificial Intelligence*, 2021, pp. 178–186.
- [23] A. Muhamed, L. Li, X. Shi, S. Yaddanapudi, W. Chi, D. Jackson, R. Suresh, Z. C. Lipton, and A. J. Smola, “Symbolic music generation with Transformer-GANs,” in *Proc. AAAI Conf. Artificial Intelligence*, 2021, pp. 408–417.
- [24] Z. Sheng, K. Song, X. Tan, Y. Ren, W. Ye, S. Zhang, and T. Qin, “SongMASS: Automatic song writing with pre-training and alignment constraint,” in *Proc. AAAI Conf. Artificial Intelligence*, 2021, pp. 13 798–13 805.
- [25] Z. Wang, K. Chen, J. Jiang, Y. Zhang, M. Xu, S. Dai, X. Gu, and G. Xia, “POP909: A pop-song dataset for music arrangement generation,” in *Proc. Int. Soc. Music Information Retrieval Conf.*, 2020.
- [26] S.-L. Wu and Y.-H. Yang, “The Jazz Transformer on the front line: Exploring the shortcomings of AI-composed music through quantitative measures,” in *Proc. Int. Soc. Music Information Retrieval Conf.*, 2020.
- [27] C. Hernandez-Olivan and J. R. Beltran, “Music composition with deep learning: A review,” 2021, *arXiv preprint arXiv:2108.12290*.
- [28] D. Zhang, F. Nan, X. Wei, S.-W. Li, H. Zhu, K. McKeown, R. Nallapati, A. O. Arnold, and B. Xiang, “Supporting clustering with contrastive learning,” in *Proc. Conf. North American Chapter of the Association for Computational Linguistics*, 2021, pp. 5419–5430.
- [29] M. Ester, H.-P. Kriegel, J. Sander, and X. Xu, “A density-based algorithm for discovering clusters in large spatial databases with noise,” ser. KDD’96. AAAI Press, 1996, p. 226231.
- [30] M. Lewis et al., “BART: denoising sequence-to-sequence pre-training for natural language generation, translation, and comprehension,” 2019, *arXiv preprint arXiv:1910.13461*.
- [31] T. Wang and X. Wan, “T-CVAE: Transformer-based conditioned variational autoencoder for story completion,” in *Proceedings of the Twenty-Eighth International Joint Conference on Artificial Intelligence, IJCAI-19*. International Joint Conferences on Artificial Intelligence Organization, 7 2019, pp. 5233–5239. [Online]. Available: <https://doi.org/10.24963/ijcai.2019/727>
- [32] B. Bozhanov, “Computoser - rule-based, probability-driven algorithmic music composition,” 2014, *arXiv preprint arXiv:1412.3079*.
- [33] A. Roberts, J. Engel, C. Raffel, C. Hawthorne, and D. Eck, “A hierarchical latent vector model for learning long-term structure in music,” in *Proc. Int. Conf. Machine Learning*, 2018, pp. 4361–4370.
- [34] S. Dai, Z. Jin, C. Gomes, and R. B. Dannenberg, “Controllable deep melody generation via hierarchical music structure representation,” in *Proc. Int. Soc. Music Information Retrieval Conf.*, 2021.
- [35] Y. Zou, P. Zou, Y. Zhao, K. Zhang, R. Zhang, and X. Wang, “MELONS: generating melody with long-term structure using Transformers and structure graph,” 2021, *arXiv preprint arXiv:2110.05020*.
- [36] G. Medeot, S. Cherla, K. Kosta, M. McVicar, S. Abdallah, M. Selvi, E. Newton-Rex, and K. Webster, “StructureNet: Inducing structure in

- generated melodies,” in *Proc. Int. Soc. Music Information Retrieval Conf.*, 2018, pp. 725–731.
- [37] H. Jhamtani and T. Berg-Kirkpatrick, “Modeling self-repetition in music generation using structured adversaries,” in *Proc. Machine Learning for Media Discovery Workshop, extended abstract*, 2019.
- [38] S. Velez de Villa, A. McLeod, and M. Rohrmeier, “Generating musical continuations with repetition,” in *Proc. Sound and Music Computing Conf.*, 2021, pp. 131–138.
- [39] M. Shan and S. Chiu, “Algorithmic compositions based on discovered musical patterns,” *Multimedia Tools and Applications*, vol. 46, no. 1, 2010.
- [40] F. Zalkow, S. Brand, and B. Graf, “Musical style modification as an optimization problem,” in *Proc. Int. Computer Music Conf.*, 2016, pp. 206–211.
- [41] A. Radford, J. Wu, R. Child, D. Luan, D. Amodei, and I. Sutskever, “Language models are unsupervised multitask learners,” *OpenAI Blog*, 2019.
- [42] A. Fan, M. Lewis, and Y. Dauphin, “Hierarchical neural story generation,” in *Proc. Annual Meeting of the Association for Computational Linguistics*, 2018, pp. 889–898.
- [43] N. S. Keskar, B. McCann, L. R. Varshney, C. Xiong, and R. Socher, “CTRL: A conditional transformer language model for controllable generation,” 2019, *arXiv preprint arXiv:1909.05858*.
- [44] T. B. Brown, B. Mann, N. Ryder, M. Subbiah, J. Kaplan, P. Dhariwal, A. Neelakantan, P. Shyam, G. Sastry, A. Askell *et al.*, “Language models are few-shot learners,” 2020, *arXiv preprint arXiv:2005.14165*.
- [45] L. Fang, T. Zeng, C. Liu, L. Bo, W. Dong, and C. Chen, “Transformer-based conditional variational autoencoder for controllable story generation,” 2021, *arXiv preprint arXiv:2101.00828*.
- [46] A. Pinto, “Relational motif discovery via graph spectral ranking,” in *Proc. Workshop on Mining and Learning with Graphs*, 2010, pp. 102–109.
- [47] A. Volk, F. Wiering, and P. V. Kranenburg, “Unfolding the potential of computational musicology,” in *Proc. Int. Conf. Informatics and Semiotics in Organisations*, 2011, pp. 137–144.
- [48] O. Lartillot, “In-depth motivic analysis based on multiparametric closed pattern and cyclic sequence mining,” in *Proc. Int. Soc. Music Information Retrieval Conf.*, 2014, pp. 361–366.
- [49] R. Benamar, C. Llargeron, V. Eglin, and M. Pardoën, “Discovering motifs with variants in music databases,” in *Proc. Int. Symp. Intelligent Data Analysis*, 2017.
- [50] B. Janssen, W. B. de Haas, A. Volk, and P. van Kranenburg, “Finding repeated patterns in music: State of knowledge, challenges, perspectives,” in *Proc. Int. Symp. Computer Music Multidisciplinary Research*, 2013.
- [51] D. Meredith, K. Lemström, and G. A. Wiggins, “Algorithms for discovering repeated patterns in multidimensional representations of polyphonic music,” *Journal of New Music Research*, vol. 31, no. 4, pp. 321–345, 2010.
- [52] I. Y. Ren, “Closed patterns in folk music and other genres,” in *Proc. Int. Workshop on Folk Music Analysis*, 2016.
- [53] D. Meredith, “RECURSIA-RRT: recursive translatable point-set pattern discovery with removal of redundant translators,” in *Proc. Machine Learning and Knowledge Discovery in Databases*, 2019, pp. 485–493.
- [54] T. Chen, S. Kornblith, M. Norouzi, and G. E. Hinton, “A simple framework for contrastive learning of visual representations,” in *Proc. Int. Conf. Machine Learning*, 2020.
- [55] Y. Miura, M. Hamanaka, K. Hirata, and S. Tojo, “Use of decision tree to detect GTTM group boundaries,” in *Proc. Int. Computer Music Conf.*, 2009, pp. 125–128.
- [56] M. Hamanaka, K. Hirata, and S. Tojo, “Implementing a generative theory of tonal music,” *Journal of New Music Research*, vol. 35, no. 4, pp. 249–277, 2006.
- [57] Y. Guan, J. Zhao, Y. Qiu, Z. Zhang, and G. Xia, “Melodic phrase segmentation by deep neural networks,” 2018, *arXiv preprint arXiv:1811.05688*.
- [58] O. Lartillot, “Motivic pattern mining,” in *Knowledge Representation for Intelligent Music Processing*, vol. 09051. Schloss Dagstuhl, Seminar Proceedings, 2009.
- [59] A. Uitdenbogerd and J. Zobel, “Melodic matching techniques for large music databases,” in *Proc. ACM Multimedia*, 1999, pp. 57–66.
- [60] J. Devlin, M.-W. Chang, K. Lee, and K. Toutanova, “BERT: Pre-training of deep bidirectional Transformers for language understanding,” 2018, *arXiv preprint arXiv:1810.04805*.
- [61] G. Ke, D. He, and T.-Y. Liu, “Rethinking the positional encoding in language pre-training,” in *Proc. Int. Conf. Learning Representations*, 2021.
- [62] B. Wang, L. Shang, C. Lioma, X. Jiang, H. Yang, Q. Liu, and J. G. Simonsen, “On position embeddings in BERT,” in *Proc. Int. Conf. Learning Representations*, 2021.
- [63] K. Cho, B. van Merriënboer, D. Bahdanau, and Y. Bengio, “On the properties of neural machine translation: Encoder–decoder approaches,” in *Proc. Workshop on Syntax, Semantics and Structure in Statistical Translation*, 2014.
- [64] Y. Liu, “Fine-tune BERT for extractive summarization,” 2019, *arXiv preprint arXiv:1903.10318*.
- [65] H. Rashkin, A. Celikyilmaz, Y. Choi, and J. Gao, “PlotMachines: Outline-conditioned generation with dynamic plot state tracking,” 2020, *arXiv preprint arXiv:2004.14967*.
- [66] D. P. Kingma and J. Ba, “Adam: A method for stochastic optimization,” 2014, *arXiv preprint arXiv:1412.6980*.
- [67] L.-C. Yang and A. Lerch, “On the evaluation of generative models in music,” *Neural Computing and Applications*, 2018.
- [68] A. Katharopoulos, A. Vyas, N. Pappas, and F. Fleuret, “Transformers are RNNs: Fast autoregressive Transformers with linear attention,” in *Proc. Int. Conf. Machine Learning*, 2020.
- [69] K. Choromanski, V. Likhoshesterov, D. Dohan, X. Song, A. Gane, T. Sarlos, P. Hawkins, J. Davis, A. Mohiuddin, L. Kaiser *et al.*, “Rethinking attention with performers,” in *Proc. Int. Conf. Learning Representations*, 2021.

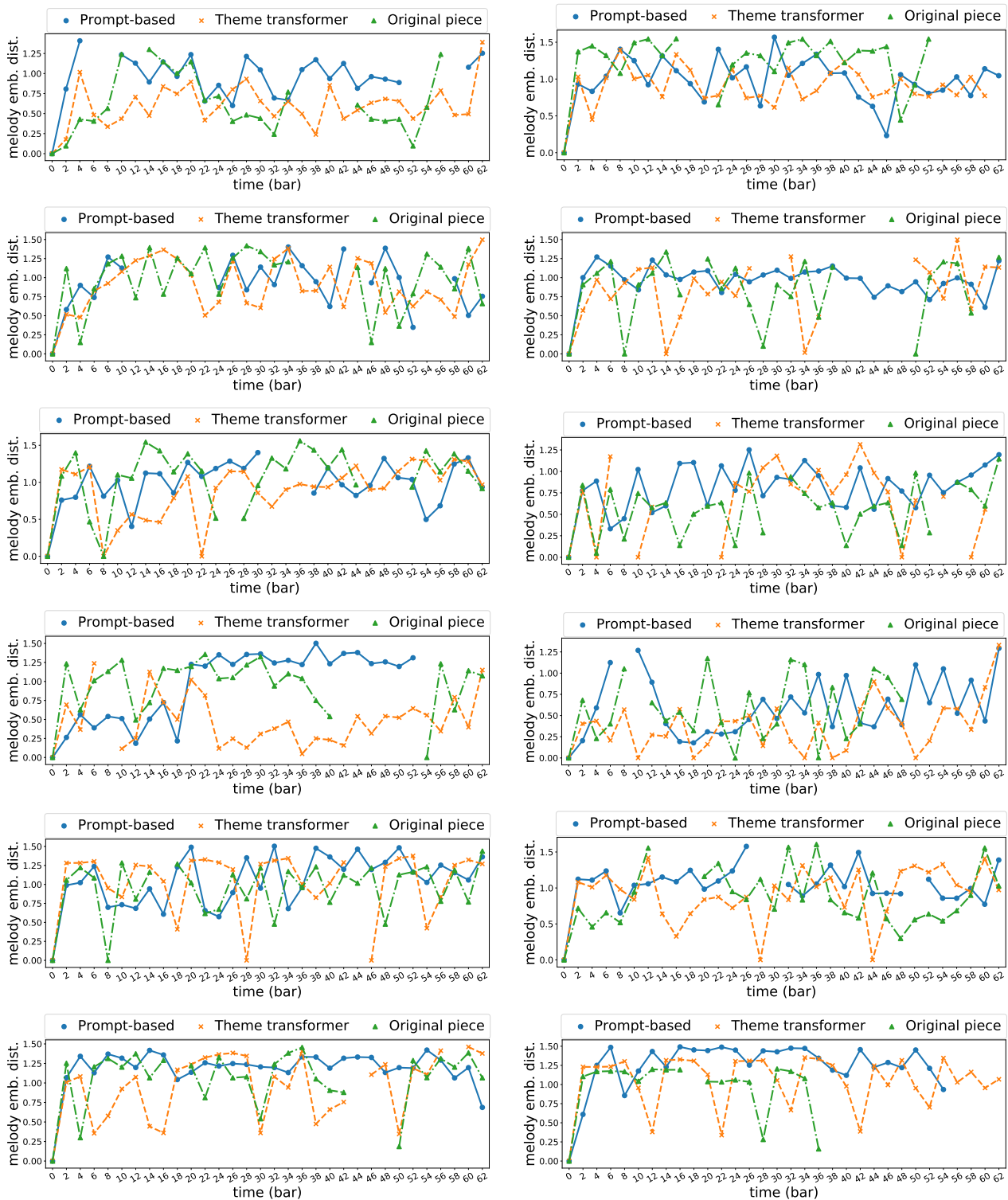


Fig. 5: What we draw in Figure 1 in the main body of the paper is actually about the *melody inconsistency* (cf. “Objective Evaluation” section) of an original or generated piece, i.e.,  $D(S_1, S_i)$ , for  $i \in [1, 32]$ , where  $S_i$  denotes the  $i$ -th two-bar fragment of the piece (e.g.,  $S_1$  corresponds to the first two bars and  $S_{32}$  the 63-rd and 64-th bars).  $D(\cdot, \cdot)$  is defined in Eq. (4). We draw such figures for all the 12 testing songs participated in the listening test here (from left to right and then top to bottom: ‘875.mid’ ‘888.mid’ ‘890.mid’ ‘893.mid’ ‘894.mid’ ‘896.mid’ ‘899.mid’ ‘900.mid’ ‘901.mid’ ‘904.mid’ ‘908.mid’ ‘909.mid’). Those valleys in the curves, especially those below  $\epsilon = 0.13$ , indicate fragments that are similar to  $S_1$  (which is highly related to the conditioning theme) in their melodic content. For fragments with no melody notes,  $D(S_1, S_i)$  would return NaN, leading to discontinuities in the curves. In the last song, the original piece stops earlier because it is originally not that long.

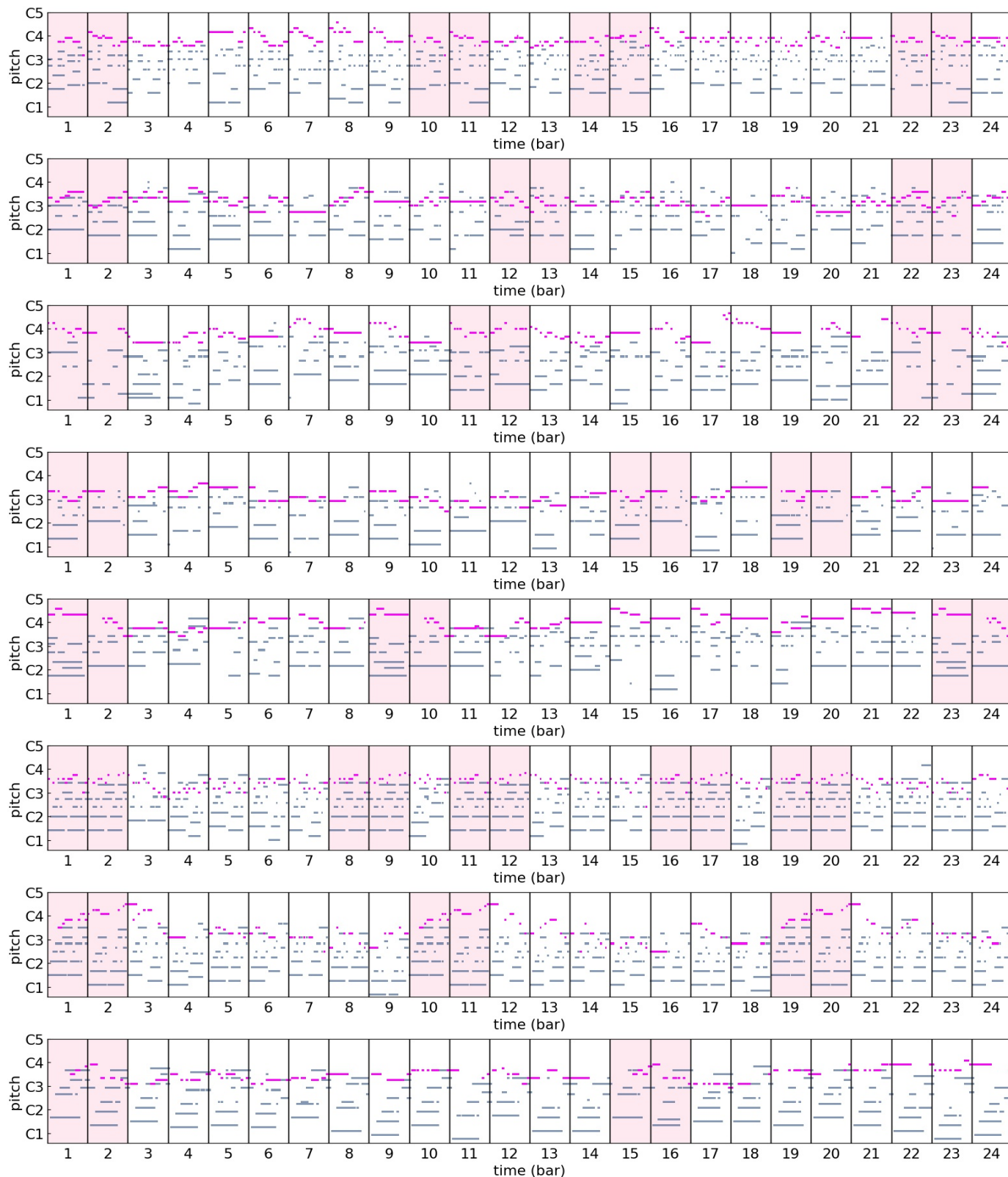


Fig. 6: The piano roll of the first 24 bars of a composition by Theme Transformer, conditioned on the theme of unseen testing songs (from top to bottom : ‘875.mid’ ‘888.mid’ ‘890.mid’ ‘893.mid’ ‘894.mid’ ‘900.mid’ ‘901.mid’ ‘904.mid’) from POP909. (Melody in magenta, accompaniment in grey, generated theme regions shaded in pink).