

Dual Parameterization of Sparse Variational Gaussian Processes

Vincent Adam*

Aalto University / Secondmind.ai
Espoo, Finland / Cambridge, UK
vincent.adam@aalto.fi

Paul E. Chang*

Aalto University
Espoo, Finland
paul.chang@aalto.fi

Mohammad Emtiyaz Khan

RIKEN Center for AI Project
Tokyo, Japan
emtiyaz.khan@riken.jp

Arno Solin

Aalto University
Espoo, Finland
arno.solin@aalto.fi

Abstract

Sparse variational Gaussian process (SVGP) methods are a common choice for non-conjugate Gaussian process inference because of their computational benefits. In this paper, we improve their computational efficiency by using a dual parameterization where each data example is assigned dual parameters, similarly to site parameters used in expectation propagation. Our dual parameterization speeds-up inference using natural gradient descent, and provides a tighter evidence lower bound for hyperparameter learning. The approach has the same memory cost as the current SVGP methods, but it is faster and more accurate.

1 Introduction

Gaussian processes (GPs, [30]) have become ubiquitous models in the probabilistic machine learning toolbox, but their application is challenging due to two issues: poor $\mathcal{O}(n^3)$ scaling in the number of data points, n , and challenging approximate inference in non-conjugate (non-Gaussian) models. In recent years, variational inference has become the go-to solution to overcome these problems, where sparse variational GP methods [34] tackle both the non-conjugacy and high computation cost. The computation is reduced to $\mathcal{O}(nm^2)$ by using a small number of $m \ll n$ inducing-input locations. For large problems, the SVGP framework is a popular choice as it enables fast stochastic training, and reduces the cost to $\mathcal{O}(m^3 + n_b m^2)$ per step, where n_b is the batch size [10, 11].

It is a common practice in SVGP to utilize the standard mean-covariance parameterization which requires $\mathcal{O}(m^2)$ memory. Inference is carried out by optimizing an objective $\mathcal{L}(q)$ that uses a Gaussian distribution q parameterized by parameters $\xi = (\mathbf{m}, \mathbf{L})$ where \mathbf{m} is the mean and \mathbf{L} is the Cholesky factor of the covariance matrix. We will refer to the SVGP methods using such parameterization as the q -SVGP methods. The advantage of this formulation is that, for log-concave likelihoods, the objective is convex and gradient-based optimization works well [2]. The optimization can further be improved by using natural gradient descent (NGD) which is shown to be less sensitive to learning rates [32]. The NGD algorithm with q -SVGP parameterization is currently the state-of-the-art and available in the existing software implementations such as GPflow [25] and GPyTorch [9].

An alternate parameterization to the q -SVGP parameterization is the one where every likelihood is assigned two sets of parameters which require $\mathcal{O}(n)$ memory. Existence of such parameterizations was initially shown by Csató and Oppé [8] for general GP models, and later on extended to variational

*Both authors contributed equally.

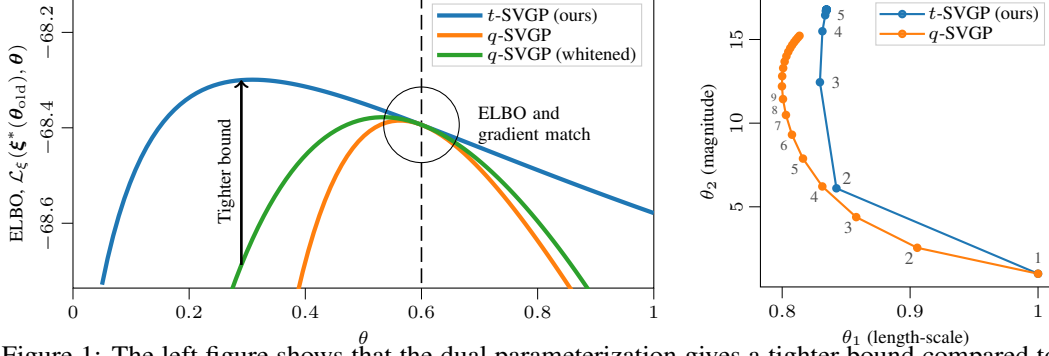


Figure 1: The left figure shows that the dual parameterization gives a tighter bound compared to standard SVGP (whitened/ unwhitened) for GP classification on *banana* data set (θ is the kernel magnitude). The right figure shows that this results in faster convergence when using coordinate ascent to optimize θ and variational parameters ξ .

objectives for GPs [27, 28], and also to latent Gaussian models by using Lagrangian duality [20, 16]. Due to this later connection, we refer to this parameterization as the *dual parameterization* where the parameters are the Lagrange multipliers, ensuring that the marginal mean and variance of each latent function is consistent to the marginals obtained by the full GP [16]. Expectation propagation (EP, [26]) too naturally employ such parameterizations, but by using site parameters. Although unrelated to duality, such methods are popular for GP inference, and due to this connection, we will refer to the methods using dual parameterization as t -SVGP (the letter ‘ t ’ refers to the sites). To the best of our knowledge, the dual parameterization for SVGP has only been used to speed up computation and inference for the specific case of Markovian GPs [4, 36].

The main contribution of this work is to introduce the dual parameterization for SVGP and show that it speeds up both the learning and inference. For inference, we show that the dual parameters are automatically obtained through a different formulation of NGD, written in terms of the expectation parameters [17, 15, 18]. The formulation is fast since it avoids the use of sluggish automatic differentiation to compute the natural gradients. We also match the typical $\mathcal{O}(m^2)$ memory complexity in other SVGP methods by introducing a *tied* parametrization. For learning, we show that the dual parameterization results in a *tighter* lower bound to the marginal likelihood, which speed-up the hyperparameter optimization (see Fig. 1). We provide extensive evaluation on benchmark data sets, which confirms our findings. Our work attempts to revive the dual parameterization, which was popular in the early 2000s, but was somehow forgotten and not used in the recent SVGP algorithms.

2 Background: Variational Inference for Gaussian Processes Models

Gaussian processes (GPs, [30]) are distributions over functions, commonly used in machine learning to endow latent functions in generative models with rich and interpretable priors. These priors can provide strong inductive biases for regression tasks in the small data regime. GP-based models are the ones that employ a GP prior over the (latent) functions $f(\cdot) \sim \mathcal{GP}(\mu(\cdot), \kappa(\cdot, \cdot))$, where the prior is completely characterized by the mean function $\mu(\cdot)$ and covariance function $\kappa(\cdot, \cdot)$. We denote $f(\cdot)$ as a function but occasionally simplify the notation to just f in the interest of reducing clutter. Given a data set $\mathcal{D} = (\mathbf{X}, \mathbf{y}) = \{(\mathbf{x}_i, y_i)\}_{i=1}^n$ of input–output pairs, we denote by \mathbf{f} the vector of function evaluations at the inputs $\{f(\mathbf{x}_i)\}_{i=1}^n$. The function evaluation at \mathbf{x}_i are passed through likelihood functions to model the outputs $y \in \mathbb{R}$, *e.g.* by specifying $p(\mathbf{y} | \mathbf{f}) := \prod_{i=1}^n p(y_i | f_i)$. Prediction at a new test input \mathbf{x}_* is obtained by computing the distribution $p(f(\mathbf{x}_*) | \mathcal{D}, \mathbf{x}_*)$. For Gaussian likelihoods $N(y_i | f_i, \sigma^2)$, the predictive distribution is available in closed form as a Gaussian distribution $N(f(\mathbf{x}_*) | m_{\text{GPR}}(\mathbf{x}_*), v_{\text{GPR}}(\mathbf{x}_*))$ with mean and variance defined as follows:

$$m_{\text{GPR}}(\mathbf{x}_*) := \mathbf{k}_{\mathbf{f}*}^\top (\mathbf{K}_{\mathbf{ff}} + \sigma^2 \mathbf{I}_n)^{-1} \mathbf{y}, \text{ and } v_{\text{GPR}}(\mathbf{x}_*) := \kappa_{**} - \mathbf{k}_{\mathbf{f}*}^\top (\mathbf{K}_{\mathbf{ff}} + \sigma^2 \mathbf{I}_n)^{-1} \mathbf{k}_{\mathbf{f}*}, \quad (1)$$

where $\mathbf{k}_{\mathbf{f}*}$ is a vector of $\kappa(\mathbf{x}_*, \mathbf{x}_i)$ as the i^{th} element for all $\mathbf{x}_i \in \mathbf{X}$, $\mathbf{K}_{\mathbf{ff}}$ is an $n \times n$ matrix with $\kappa(\mathbf{x}_i, \mathbf{x}_j)$ as the ij^{th} entry, and $\kappa_{**} = \kappa(\mathbf{x}_*, \mathbf{x}_*)$.

2.1 Variational Expectation–Maximization for GPs with Non-Conjugate Likelihoods

For non-Gaussian likelihoods, the posterior and predictive distributions are no longer Gaussian, and we need to resort to approximate inference methods. Variational inference is a popular choice because it allows for fast posterior approximation and hyperparameter learning via stochastic training [34, 10]. Denoting kernel hyperparameters by θ and the corresponding GP prior by $p_\theta(\mathbf{f})$, the posterior distribution can be written as $p_\theta(\mathbf{f} | \mathbf{y}) = p_\theta(\mathbf{f}) p(\mathbf{y} | \mathbf{f}) / p_\theta(\mathbf{y})$, where $p_\theta(\mathbf{y}) = \int p_\theta(\mathbf{f}, \mathbf{y}) d\mathbf{f}$ is the marginal likelihood of the observations. We seek to approximate $p_\theta(\mathbf{f} | \mathbf{y}) \approx q_\mathbf{f}(\mathbf{f})$ by a Gaussian distribution whose parameters can be obtained by optimizing the following evidence lower bound (ELBO) to the log-marginal likelihood,

$$\log p_\theta(\mathbf{y}) \geq \mathcal{L}_q(q_\mathbf{f}, \theta) = \sum_{i=1}^n \mathbb{E}_{q_\mathbf{f}(f_i)} [\log p(y_i | f_i)] - \text{D}_{\text{KL}}[q_\mathbf{f}(\mathbf{f}) \| p_\theta(\mathbf{f})]. \quad (2)$$

For the variational approximation, it is a standard practice to choose the mean-covariance parameterization, denoted by $\xi = (\mathbf{m}, \mathbf{S})$. It is also common to use the Cholesky factor \mathbf{L} instead [3] since it is uniquely determined for a covariance matrix. The other two common choices are natural parameterization, denoted by $\eta = (\mathbf{S}^{-1}\mathbf{m}, -\mathbf{S}^{-1}/2)$, and expectation parameterization, denoted by $\mu = (\mathbf{m}, \mathbf{S} + \mathbf{m}\mathbf{m}^\top)$. A final choice of the parameterization, called the *whitened* parameterization [35], uses a variable $\mathbf{v} \sim \mathcal{N}(\mathbf{v}; \mathbf{m}_\mathbf{v}, \mathbf{S}_\mathbf{v})$ along with the transformation $\mathbf{f} = \mathbf{L}\mathbf{v}$, to parameterize $\mathbf{m} = \mathbf{L}\mathbf{m}_\mathbf{v}$ and $\mathbf{S} = \mathbf{L}\mathbf{S}_\mathbf{v}\mathbf{L}^\top$.

In the following, we will consider the ELBO with several parameterizations and, to make the notation clearer, we will indicate the parameterization used with a subscript with \mathcal{L} . For example, we may have $\mathcal{L}_\xi(\xi, \theta) = \mathcal{L}_\eta(\eta, \theta) = \mathcal{L}_\mu(\mu, \theta)$, which are all clearly equal due to a unique mapping between the parameterizations; see [24] for more details on the maps.

The ELBO can be optimized by using a variational expectation–maximization (VEM) procedure, where we alternate between optimizing variational parameters, say ξ , and hyperparameters θ ,

$$\text{E-step: } \xi_t^* \leftarrow \arg \max_\xi \mathcal{L}_\xi(\xi, \theta_t), \quad \text{M-step: } \theta_{t+1} \leftarrow \arg \max_\theta \mathcal{L}_\xi(\xi_t^*, \theta), \quad (3)$$

where t denotes the iterations, and we have explicitly written the dependence of optimal parameter $\xi^*(\theta_t)$ as a function of the old parameter θ_t . Both E and M-steps can be carried out with gradient descent, for example, using an iteration of the form $\xi_t^{(k+1)} \leftarrow \xi_t^{(k)} + \rho_k \nabla_\xi \mathcal{L}_\xi(\xi_t^{(k)}, \theta_t)$ for E-step, which would ultimately converge to ξ_t^* . A similar iterative method can be used for the M-step.

2.2 Inference via Natural-Gradient Descent (NGD)

A popular strategy for the E-step is to use natural gradient descent where we replace the gradient by the one preconditioned using the Fisher information matrix $\mathbf{F}(\xi)$ of $q_\mathbf{f}(\mathbf{f})$. We denote natural gradients by $\tilde{\nabla}_\xi \mathcal{L}_\xi(\xi, \theta) = \mathbf{F}(\xi)^{-1} \nabla_\xi \mathcal{L}_\xi(\xi, \theta)$, to get the following update,

$$\xi_t^{(k+1)} \leftarrow \xi_t^{(k)} + \rho_k \tilde{\nabla}_\xi \mathcal{L}_\xi(\xi_t^{(k)}, \theta_t). \quad (4)$$

Such updates can converge faster than gradient descent [32, 17, 18], and at times are less sensitive to the choice of the learning rate ρ_k due to the scaling with the Fisher information matrix. The implementation simplifies greatly when using natural parameterizations,

$$\eta_t^{(k+1)} \leftarrow \eta_t^{(k)} + \rho_k \nabla_\eta \mathcal{L}_\eta(\eta_t^{(k)}, \theta_t), \quad (5)$$

because $\tilde{\nabla}_\eta \mathcal{L}_\eta(\eta, \theta) = \nabla_\mu \mathcal{L}_\mu(\mu, \theta)$, that is, the natural gradients with respect to η are in fact the gradients with respect to the expectation parameter μ [18]. In the remainder of the paper we will frequently use this property, and refer to the natural gradient with respect to η by the gradients with respect to expectation parameterization μ . The VEM procedure with NGD has recently become a popular choice for sparse variants of GPs, which we explain next.

2.3 Sparse Variational GP Methods and Their Challenges

Inference in GP models, whether conjugate or non-conjugate, suffers from an $\mathcal{O}(n^3)$ computational bottleneck required to invert the posterior covariance matrix. A common approach to reduce the computational complexity is to use a sparse approximation relying on a small number $m \ll n$ representative inputs, also called *inducing* inputs, denoted by $\mathbf{Z} := (\mathbf{z}_1, \mathbf{z}_2, \dots, \mathbf{z}_m)$ [33, 7, 29, 37].

Sparse variational GP methods [34, 10, 11, 5, 6, 31] rely on a Gaussian approximation $q_{\mathbf{u}}(\mathbf{u})$ over the functions $\mathbf{u} = (f(\mathbf{z}_1), f(\mathbf{z}_2), \dots, f(\mathbf{z}_m))$ to approximate the posterior over arbitrary locations,

$$q_{\mathbf{u},\theta}(f(\cdot)) = \int p_{\theta}(f(\cdot) | \mathbf{u}) q_{\mathbf{u}}(\mathbf{u}) d\mathbf{u}, \quad (6)$$

where $p_{\theta}(f(\cdot) | \mathbf{u})$ is a conditional of the GP prior. For example, for a Gaussian $q_{\mathbf{u}}(\mathbf{u}) = \mathcal{N}(\mathbf{u}; \mathbf{m}_{\mathbf{u}}, \mathbf{S}_{\mathbf{u}})$, the posterior marginal of $f_i = f(\mathbf{x}_i)$ takes the following form,

$$q_{\mathbf{u},\theta}(f_i) = \mathcal{N}(f_i | \mathbf{a}_i^{\top} \mathbf{m}_{\mathbf{u}}, \kappa_{ii} - \mathbf{a}_i^{\top} (\mathbf{K}_{\mathbf{uu}} - \mathbf{S}_{\mathbf{u}}) \mathbf{a}_i), \quad (7)$$

where $\mathbf{a}_i = \mathbf{K}_{\mathbf{uu}}^{-1} \mathbf{k}_{\mathbf{ui}}$ with $\mathbf{K}_{\mathbf{uu}}$ as the prior covariance evaluated at \mathbf{Z} , and $\mathbf{k}_{\mathbf{ui}}$ as an m -length vector of $\kappa(\mathbf{z}_j, \mathbf{x}_i), \forall j$. The parameters $\boldsymbol{\xi}_{\mathbf{u}} = (\mathbf{m}_{\mathbf{u}}, \mathbf{S}_{\mathbf{u}})$ can be learned via an ELBO similar to Eq. (2),

$$\mathcal{L}_{\xi}(\boldsymbol{\xi}_{\mathbf{u}}, \boldsymbol{\theta}) := \sum_{i=1}^n \mathbb{E}_{q_{\mathbf{u},\theta}(f_i)} [\log p(y_i | f_i)] - \text{D}_{\text{KL}}[q_{\mathbf{u}}(\mathbf{u}) \| p_{\theta}(\mathbf{u})]. \quad (8)$$

The variational objective for such sparse GP posteriors can be evaluated at a cost $\mathcal{O}(nm^2 + m^3)$, and optimization can be performed in $\mathcal{O}(m^3 + n_b m^2)$ per iteration via stochastic natural-gradient methods with mini-batch size n_b [10]. This formulation also works for general likelihood functions [11]. This and the low computational complexity has lead to a wide adoption of the SVGP algorithm. It is currently the state-of-the-art for sparse variants of GP and is available in the existing software implementations such as GPflow [25] and GPyTorch [9].

Despite their popularity, the current implementations are cumbersome and there is plenty of room for improvements. For example, the methods discussed in Salimbeni et al. [32] (see Appendix D for a summary) rely on the mean-covariance parameterization and NGD is performed in $\boldsymbol{\eta}$ -space. However, the natural gradients are implemented via chain rule: $(\nabla_{\boldsymbol{\mu}} \boldsymbol{\xi})^{\top} \nabla_{\boldsymbol{\xi}} \mathcal{L}_{\xi}(\boldsymbol{\xi}, \boldsymbol{\theta})$ utilizing the gradients in the $\boldsymbol{\xi}$ -space, which requires computation of additional Jacobians and multiplication operations. Since other operations are done via mean-covariance parameterization, we need to go back and forth between $\boldsymbol{\eta}$ and $\boldsymbol{\xi}$, which further increases the cost. In addition, many existing implementations currently compute the natural gradient of the *whole* ELBO, including the KL term which is not required; see Khan and Rue [19, Sec. 2.2]. Finally, the M-step is dependent on the choice of the parameterization used in E-step and can affect the convergence speed. To the best of our knowledge, this has not been investigated in the literature.

In what follows, we argue to use a *dual* parameterization instead of the usual mean-covariance parameterization, and show that this not only simplifies computations of natural-gradients, but also gives rise to a tighter bound for hyperparameter learning and speed-up the whole VEM procedure.

3 The t -VGP Method: Dual-Parameter Based Learning for GPs

We start with a property of the optimal $q_{\mathbf{f}}^*$ of Eq. (2). Khan and Nielsen [18, Eq. (18)] show, that $q_{\mathbf{f}}^*$ can be parameterized by 2D vectors $\boldsymbol{\lambda}_i^* = (\lambda_{1,i}^*, \lambda_{2,i}^*)$ used in site functions $t_i^*(f_i)$,

$$q_{\mathbf{f}}^*(\mathbf{f}) \propto p_{\theta}(\mathbf{f}) \prod_{i=1}^n \underbrace{e^{\langle \boldsymbol{\lambda}_i^*, \mathbf{T}(f_i) \rangle}}_{t_i^*(f_i)}, \text{ where } \boldsymbol{\lambda}_i^* = \nabla_{\boldsymbol{\mu}_i} \mathbb{E}_{q_{\mathbf{f}}^*(f_i)} [\log p(y_i | f_i)]. \quad (9)$$

The vectors $\boldsymbol{\lambda}_i^*$ are equal to the natural gradient of the expected log-likelihood, where the expectation is taken with respect to the posterior marginal $q_{\mathbf{f}}^*(f_i) = \mathcal{N}(f_i; m_i^*, S_{ii}^*)$ with S_{ii}^* as the i 'th diagonal element of \mathbf{S}^* , and the gradient is taken with respect to its expectation parameter $\boldsymbol{\mu}_i = (m_i, m_i^2 + S_{ii})$ and evaluated at $\boldsymbol{\mu}_i^*$. The vector $\mathbf{T}(f_i) = (f_i, f_i^2)$ are the sufficient statistics of a Gaussian. The $q_{\mathbf{f}}^*$ uses local unnormalized Gaussian *sites* $t_i^*(f_i)$, similarly to those used in the Expectation Propagation (EP) algorithm [26]. The difference here is that the site parameters $\boldsymbol{\lambda}_i^*$ are equal to natural gradients of the expected log-likelihood which are easy to compute using the gradient with respect to $\boldsymbol{\mu}_i$.

The parameters $\boldsymbol{\lambda}_i^*$ can be seen as the optimal *dual* parameters of a Lagrangian function with moment-matching constraints. We can show this in two steps:

1. For each $p(y_i | f_i)$, we introduce a *local* Gaussian $\tilde{q}_i(f_i; \tilde{\boldsymbol{\mu}}_i)$ with expectation parameters $\tilde{\boldsymbol{\mu}}_i$.
2. Then, we aim to match $\tilde{\boldsymbol{\mu}}_i$ with the marginal moments $\boldsymbol{\mu}_i$ of the *global* Gaussian $q_{\mathbf{f}}(\mathbf{f}; \boldsymbol{\mu})$.

This is written below as a Lagrangian where the middle term (shown in red) ‘decouples’ the terms using the local Gaussians from those using the global Gaussian,

$$\mathcal{L}_{\text{Lagrange}}(\boldsymbol{\mu}, \tilde{\boldsymbol{\mu}}, \boldsymbol{\lambda}) = \sum_{i=1}^n \mathbb{E}_{\tilde{q}_i(f_i; \tilde{\boldsymbol{\mu}}_i)} [\log p(y_i | f_i)] - \sum_{i=1}^n \langle \boldsymbol{\lambda}_i, \tilde{\boldsymbol{\mu}}_i - \boldsymbol{\mu}_i \rangle - \text{D}_{\text{KL}}[q_{\mathbf{f}}(\mathbf{f}; \boldsymbol{\mu}) \| p_{\theta}(\mathbf{f})]. \quad (10)$$

The parameter λ_i is the Lagrange multiplier of the moment-matching constraint $\tilde{\mu}_i = \mu_i$ (here, λ and $\tilde{\mu}$ denote the sets containing all λ_i and $\tilde{\mu}_i$). The optimal λ_i is equal to λ_i^* shown in Eq. (9). We can show this by, first setting the derivative with respect to λ_i to 0, finding that the constraints $\tilde{\mu}_i^* = \mu_i^*$ are satisfied. Using this and by setting the derivative with respect to $\tilde{\mu}_i$ to 0, we see that the optimal λ_i^* is in fact equal to the natural gradients, as depicted in Eq. (9).

The optimal natural parameter of $q_f^*(\mathbf{f})$, denoted by η^* , has an ‘additive’ structure that, as we will show, can be exploited to speed-up learning. The structure follows by setting derivatives w.r.t. μ to 0,

$$\nabla_{\mu} \text{D}_{\text{KL}}[q_f(\mathbf{f}; \mu^*) \parallel p_{\theta}(\mathbf{f})] = \lambda^* \implies \eta^* = \eta_0(\theta) + \lambda^*. \quad (11)$$

The second equality is obtained by using the result that $\nabla_{\mu} \text{D}_{\text{KL}}[q(\mathbf{f}; \mu) \parallel p_{\theta}(\mathbf{f})] = \eta - \eta_0(\theta)$ where η and $\eta_0(\theta)$ are natural parameters of $q(\mathbf{f}; \mu)$ and $p_{\theta}(\mathbf{f})$ respectively [19, Sec. 2.2]. The final result follows by noting that the right-hand side is the natural parameter of $q_f^*(\mathbf{f})$ from Eq. (9). This implies that the global $q_f(\mathbf{f}; \mu^*) = q_f^*(\mathbf{f})$ is also equal to the optimal approximation, as desired.

The Lagrangian formulation is closely related to the maximum-entropy principle [13] which forms the foundations of Bayesian inference [14]. Through moment matching, the prior is modified to obtain posterior approximations that explain the data well. Since λ_i^* are the optimal Lagrange multipliers, they measure the sensitivity of the optimal $q_f^*(\mathbf{f})$ to the perturbation in the constraints, and reveal the relative importance of data examples. Therefore, the structure of the solution η^* shown in Eq. (11) is useful for estimating θ . The additive structure can be used to measure the relative importance of the prior to the dual parameters λ_i^* . Our main idea is to use the structure to speed-up learning for SVGPs.

Eq. (11) can be rewritten in terms of the mean-covariance parameterization, to gain further insight about the structure. To do so, we use Bonnet and Price’s theorem, and rearrange to get the following (see Eqs. 10 and 11 in [19] for a similar derivation),

$$\mathbf{m}^* = -\mathbf{K}_{\text{ff}} \alpha^*, \quad \text{where } \alpha^* \text{ is a vector of } \alpha_i^* = \mathbb{E}_{q_f^*(f_i)} [\nabla_f \log p(y_i | f_i)], \quad (12)$$

$$(\mathbf{S}^*)^{-1} = \mathbf{K}_{\text{ff}}^{-1} + \text{diag}(\beta^*), \quad \text{where } \beta^* \text{ is a vector of } \beta_i^* = \mathbb{E}_{q_f^*(f_i)} [-\nabla_{f,f}^2 \log p(y_i | f_i)]. \quad (13)$$

The variables α_i^* and β_i^* can be easily obtained by using the gradient and Hessian of the log-likelihood, and using those we can get $\lambda_i^* = (\beta_i^* m_i^* + \alpha_i^*, -\frac{1}{2} \beta_i^*)$.

Several other works have discussed such parameterizations, although our work is the first to connect it to natural gradients as the optimal Lagrange multiplier. The representation theorem by Kimeldorf and Wahba [21] is perhaps the most general result, but Cs  t   and Opper [8] were the first to derive such parameterization for GPs; see Lemma 1 in their paper. Their result is for *exact* posteriors which is intractable while ours is for Gaussian approximations and easy to compute. A minor difference there is that their parameterizations use the integrals of likelihoods (instead of log-likelihoods) with respect to the GP prior (instead of the posterior), but we can also express them as Eq. (9) where $q_f^*(\mathbf{f})$ is replaced by the true posterior $p_{\theta}(\mathbf{f} | \mathbf{y})$.

Parameterization of the variational posterior similar to ours are discussed in [27, 28], but the one by Khan et al. [20] is the most similar. They establish the first connection to duality for cases where ELBO is convex with respect to the mean-covariance parameterization. Khan [16] extends this to non-convex ELBO using the Lagrangian function similar to ours, but written with the mean-covariance parameterization to get the solutions shown in Eqs. (12) and (13). As shown earlier, their (α, β) parameterization is just a reparameterization of our λ parameterization. Here, we argue in favour of our formulation which enables the reformulation in terms of site functions in Eq. (9) and also allows us to exploit the ‘additive’ structure in Eq. (11) to speed up hyperparameter learning. The mean-covariance parameterization does not have these features.

3.1 Improved Objective for Hyperparameter Learning

We will now discuss a method to speed-up VEM by using the dual parameterization. The key idea is to exploit the form given in Eq. (11) to propose a better objective for the M-step.

Standard VEM procedures, such as those shown in Eq. (3), iterate pairs of E and M steps which we here describe in the context of the dual parameterization. In the E-step, starting from a hyperparameter θ_t , the optimal variational distribution $q_f^*(\mathbf{f})$ maximizing the ELBO in Eq. (2) is computed. For the dual parameterization, we get the optimal variational parameters $\eta_t^* = \eta_0(\theta_t) + \lambda_t^*$. Here, the subscripts t in η_t^* and λ_t^* indicate the dependence of the E-step iterations on θ_t , while $\eta_0(\theta_t)$

indicates a direct dependence of the prior natural parameter over θ_t . The standard M-step would then be to use η_t^* in the ELBO in Eq. (3) as shown below, while we propose an alternate procedure where the prior $\eta_0(\theta)$ is left free (shown in red):

$$\text{Standard M-step: } \theta_{t+1} = \arg \min_{\theta} \mathcal{L}_{\eta}(\eta_0(\theta_t) + \lambda_t^*, \theta) \quad (14)$$

$$\text{Proposed M-step: } \theta_{t+1} = \arg \min_{\theta} \mathcal{L}_{\eta}(\eta_0(\theta) + \lambda_t^*, \theta) \quad (15)$$

This proposed objective is still a lower bound to the marginal likelihood and it corresponds to the ELBO in Eq. (2) with a distribution whose natural parameter is $\hat{\eta}_t(\theta) = \eta_0(\theta) + \lambda_t^*$ and thus depends on θ . We denote this distribution by $q_{\mathbf{f}}(\mathbf{f}; \hat{\eta}_t(\theta))$. The ELBO is different from the one the distribution obtained after the E-step, with natural parameter η_t^* which is independent of θ . We denote this distribution by $q_{\mathbf{f}}(\mathbf{f}; \eta_t^*)$. Clearly, at $\theta = \theta_t$ both objectives match, and so do their gradient with respect to θ , but they generally differ otherwise. We argue that the proposed M-step could lead to a tighter lower bound; see Fig. 1 for an illustration.

In the standard M-step, the dependency of the bound on θ is only via the KL divergence in Eq. (2). In the M-step we propose, this dependency is more intricate because the expected log-likelihood also depend on θ . Yet, as we show now, it remains simple to implement. The lower bound in the proposed M-step takes a form where an existing implementation of GP regression case can be reused.

$$\mathcal{L}_{\eta}(\eta_0(\theta) + \lambda_t^*, \theta) = \mathbb{E}_{q_{\mathbf{f}}(\mathbf{f}; \hat{\eta}_t(\theta))} \left[\log \frac{\prod_{i=1}^n p(y_i | f_i) p_{\theta}(\mathbf{f})}{\frac{1}{Z_t(\theta)} \prod_{i=1}^n t_i^*(f_i) p_{\theta}(\mathbf{f})} \right] = \log Z_t(\theta) + c(\theta), \quad (16)$$

where $c(\theta) = \sum_{i=1}^n \mathbb{E}_{q_{\mathbf{f}}(\mathbf{f}; \hat{\eta}_t(\theta))} \left[\log \frac{p(y_i | f_i)}{t_i^*(f_i)} \right]$ and $\log Z_t(\theta)$ is the log-partition of $q_{\mathbf{f}}(\mathbf{f}; \hat{\eta}_t(\theta))$,

$$\log Z_t(\theta) = -\frac{n}{2} \log(2\pi) - \frac{1}{2} \log |\text{diag}(\beta_t^*)^{-1} + \mathbf{K}_{\mathbf{f}}(\theta)| - \frac{1}{2} \tilde{\mathbf{y}}^{\top} [\text{diag}(\beta_t^*)^{-1} + \mathbf{K}_{\mathbf{f}}(\theta)]^{-1} \tilde{\mathbf{y}}. \quad (17)$$

Here, $\tilde{\mathbf{y}}$ is a vector of $\tilde{y}_i = -\frac{1}{2} \lambda_{1,i}^* / \lambda_{2,i}^*$, and we have explicitly written $\mathbf{K}_{\mathbf{f}}(\theta)$ to show its direct dependence on the hyperparameter θ . The gradients of $Z_t(\theta)$ can be obtained using GP regression code, while the gradient of $c(\theta)$ can be obtained using standard Monte-Carlo methods. A similar lower bound was originally used in the implementation² provided by Khan and Lin [17], but they did not use it for hyperparameter learning.

For GP regression, we recover the exact log-marginal likelihood $\log p_{\theta}(\mathbf{y} | \mathcal{D})$ for all values of θ . Indeed $\lambda_i^* = (y_i / \sigma^2, -1 / (2\sigma^2))$, which means that the sites exactly match the likelihood terms so $c(\theta) = 0$. This also gives us $\tilde{y}_i = y_i$ and $\beta_i = 1 / \sigma^2$, and we get $\log Z_t(\theta) = \log p_{\theta}(\mathbf{y} | \mathcal{D})$.

For non-conjugate problems, we found it to be tighter bound than the standard ELBO (Eq. (14)) which could speed-up the procedure. This is illustrated in Fig. 2 (top row) where the proposed ELBO is compared to two other parameterizations (mean-covariance and whitened) for many values of $\theta_t = \theta_{\text{old}}$. We see that the maximum value (shown with a dot) remains rather stable for the proposed method compared to the other two. This is as expected due to Eq. (15) where we expect the solutions to become less sensitive to θ_t because we have replaced $\eta_0(\theta_t)$ by $\eta_0(\theta)$. The bottom row in Fig. 2 shows the iterative steps (θ_{t+1}, θ_t) for a few iterations, where we see that, due to the stable solutions of the new ELBO, the iterations quickly converge to the optimum. Exact theoretical reasons behind the speed-ups are currently unknown to us. We believe that the conditioning of the ELBO is improved under the new parameterization. We provide some conditions in Appendix A under which the new ELBO would provably be tighter.

3.2 Faster Natural Gradients for Inference Using the Dual Parameterization

So far, we have assumed that the both E and M steps are run until convergence, but it is more practical to use a stochastic procedure with partial E and M steps, for example, such as those used in [10, 12]. Fortunately, with natural-gradient descent, we can ensure that the iterations also follow the same structure as that of the solution shown in Eq. (9) and Eq. (11). Specifically, we use the method of Khan and Lin [17], expressed in terms of the dual parameters λ and natural gradients of the expected

²See https://github.com/emtiyaz/cvi/blob/master/gp/infKL_cvi.m

log-likelihoods $\mathbf{g}_i^{(k)} = \nabla_{\boldsymbol{\mu}_i} \mathbb{E}_{q_f^{(k)}(f_i)} [\log p(y_i | f_i)]$ (see also [19, Sec. 5.4]),

$$q_f^{(k+1)}(\mathbf{f}) \propto p_{\boldsymbol{\theta}}(\mathbf{f}) \prod_{i=1}^n \underbrace{e^{\langle \boldsymbol{\lambda}_i^{(k+1)}, \mathbf{T}(f_i) \rangle}}_{t_i^{(k+1)}(f_i)}, \text{ where } \boldsymbol{\lambda}_i^{(k+1)} = (1 - r_k) \boldsymbol{\lambda}_i^{(k)} + r_k \mathbf{g}_i^{(k)}. \quad (18)$$

The natural parameter of $q_f^{(k)}(\mathbf{f})$ at iteration k can be written in terms of $\boldsymbol{\theta}$ as follows,

$$\boldsymbol{\eta}^{(k)} = \boldsymbol{\eta}_0(\boldsymbol{\theta}) + \boldsymbol{\lambda}^{(k)}, \quad (19)$$

and the expectation parameters $\boldsymbol{\mu}_i^{(k)}$, required to compute the natural gradients of the expected log-likelihood, can be obtained by using a map from the natural parameter $\boldsymbol{\eta}^{(k)}$. The updates hold for any $\boldsymbol{\theta}$ and can be conveniently used as $\boldsymbol{\theta} = \boldsymbol{\theta}_t$ at the t^{th} EM iteration. We refer to this as t -VGP.

4 The t -SVGP Method: Dual-Parameter Based Inference for SVGP

We now extend the dual parameterization based stochastic VEM procedure to the SVGP case and refer to the resulting algorithm as t -SVGP. The optimality property shown in Eq. (9) is shared by the ELBO given in Eq. (8). That is, we can express the optimal $q_{\mathbf{u}}^*(\mathbf{u})$ in terms of n 2D parameters $\boldsymbol{\lambda}_i^*$,

$$q_{\mathbf{u}}^*(\mathbf{u}) \propto p_{\boldsymbol{\theta}}(\mathbf{u}) \prod_{i=1}^n \underbrace{e^{\langle \boldsymbol{\lambda}_i^*, \mathbf{T}(\mathbf{a}_i^\top \mathbf{u}) \rangle}}_{t_i^*(\mathbf{u})}, \text{ where } \boldsymbol{\lambda}_i^* = \nabla_{\boldsymbol{\mu}_{\mathbf{u},i}} \mathbb{E}_{q_{\mathbf{u}}^*(f_i)} [\log p(y_i | f_i)]. \quad (20)$$

The difference here is that the site parameters use the sufficient statistics $\mathbf{T}(\mathbf{a}_i^\top \mathbf{u})$, defined via the projections $\mathbf{a}_i = \mathbf{K}_{\mathbf{uu}}^{-1} \mathbf{k}_{\mathbf{ui}}$. The natural gradients of the expected log-likelihood are computed by using the marginal $q_{\mathbf{u}}^*(f_i)$ defined in Eq. (6) by using $\boldsymbol{\xi}_{\mathbf{u}}^* = (\boldsymbol{\mu}_{\mathbf{u}}^*, \mathbf{S}_{\mathbf{u}}^*)$ evaluated at the expectation parameters $\boldsymbol{\mu}_{\mathbf{u},i}^*$. Note that both \mathbf{a}_i and $q_{\mathbf{u}}^*(f_i)$ depend on $\boldsymbol{\theta}$, but we have suppressed the subscript for notation simplicity.

Similarly to the VGP case, the $\boldsymbol{\lambda}_i^*$ are the optimal dual parameters that measure the sensitivity of the solution to the perturbation in the moments of the posterior marginal $q_{\mathbf{u}}^*(f_i)$. This suggests that we can design a similar VEM procedure that exploits the structure of solution in Eq. (20). The structure is shown below in terms of the natural parameterization,

$$(\mathbf{S}_{\mathbf{u}}^*)^{-1} \mathbf{m}_{\mathbf{u}}^* = \mathbf{K}_{\mathbf{uu}}^{-1} \underbrace{\left(\sum_{i=1}^n \mathbf{k}_{\mathbf{ui}} \boldsymbol{\lambda}_{1,i}^* \right)}_{=\bar{\boldsymbol{\lambda}}_1^*} \text{ and } (\mathbf{S}_{\mathbf{u}}^*)^{-1} = \mathbf{K}_{\mathbf{uu}}^{-1} + \mathbf{K}_{\mathbf{uu}}^{-1} \underbrace{\left(\sum_{i=1}^n \mathbf{k}_{\mathbf{ui}} \boldsymbol{\lambda}_{2,i}^* \mathbf{k}_{\mathbf{ui}}^\top \right)}_{=\bar{\boldsymbol{\Lambda}}_2^*} \mathbf{K}_{\mathbf{uu}}^{-1}, \quad (21)$$

the quantities $\mathbf{K}_{\mathbf{uu}}$ and $\mathbf{k}_{\mathbf{ui}}$ directly depend on $\boldsymbol{\theta}$ and we can express the ELBO as the partition function of a Gaussian distribution, similarly to Eq. (17) (exact expression in Appendix B). For large data sets, storing all the $\boldsymbol{\lambda}_i^*$ might be problematic, and we can instead store only $\bar{\boldsymbol{\lambda}}_1^*$, a m -length vector, and $\bar{\boldsymbol{\Lambda}}_2^*$, a $m \times m$ matrix. This *tied* parameterization is motivated from the *site-tying* setting in sparse EP [1, 23] where too the goal is to reduce the storage. The parameterization ignores the dependency of $\mathbf{k}_{\mathbf{ui}}$ over $\boldsymbol{\theta}$ and may reduce the coupling between $\boldsymbol{\theta}$ and $q_{\mathbf{u}}^*$, but it is suitable for large data sets.

We detail the final stochastic variational procedure which we refer to as t -SVGP: Given a parameter $\boldsymbol{\theta}_t$, we run a few iterations of the E-step. At each iteration k of the E-step, given $\mathbf{m}_{\mathbf{u}}^{(k)}$ and $\mathbf{S}_{\mathbf{u}}^{(k)}$, we sample a minibatch \mathcal{M} and compute the natural gradients by first computing

$$\alpha_i^{(k)} = \mathbb{E}_{q_{\mathbf{u}}^{(k)}(f_i)} [\nabla_f \log p(y_i | f_i)] \quad \text{and} \quad \beta_i^{(k)} = \mathbb{E}_{q_{\mathbf{u}}^{(k)}(f_i)} [-\nabla_{ff}^2 \log p(y_i | f_i)],$$

using the marginals $q_{\mathbf{u}}^{(k)}(f_i)$ from Eq. (6). The natural gradients of the expected log-likelihood for the i^{th} site is then equal to $\mathbf{g}_i^{(k)} = (\beta_i^{(k)} m_i^{(k)} + \alpha_i^{(k)}, \beta_i^{(k)})$. Using these natural gradients we can use an iterative procedure similar to Eq. (18) but now on the tied parameters,

$$\bar{\boldsymbol{\lambda}}_1^{(k+1)} \leftarrow (1 - r_k) \bar{\boldsymbol{\lambda}}_1^{(k)} + r_k \sum_{i \in \mathcal{M}} \mathbf{k}_{\mathbf{ui}} \mathbf{g}_{1,i}^{(k)}, \quad (22)$$

$$\bar{\boldsymbol{\Lambda}}_2^{(k+1)} \leftarrow (1 - r_k) \bar{\boldsymbol{\Lambda}}_2^{(k)} + r_k \sum_{i \in \mathcal{M}} \mathbf{k}_{\mathbf{ui}} \mathbf{k}_{\mathbf{ui}}^\top \mathbf{g}_{2,i}^{(k)}. \quad (23)$$

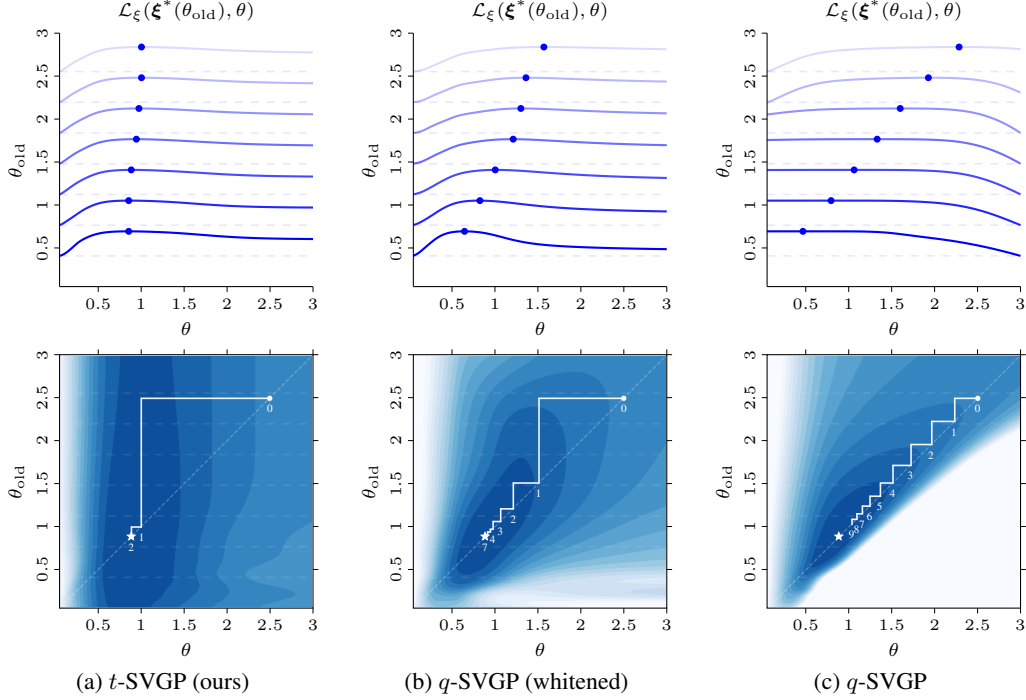


Figure 2: EM iterations for hyperparameter learning on the *banana classification* task. **Top row:** for the M-step, the optima of the t -SVGP objective (left) are less sensitive to the initial hyperparameter value θ_{old} , compared to q -SVGP (middle and right). **Bottom row:** the EM iterations are shown in white on top of the EM objectives for a range of starting values for θ_{old} . The starting point $\theta = 2.5$ is marked with a white dot and the optimum with a star. t -SVGP converges much faster (2 iterations in leftmost plot) compared to q -SVGP (middle and rightmost plots which take >5 iterations).

The factor -2 in the second equation is due to the scaling of the second natural parameter in Eq. (21). The natural parameter required can be obtained using Eq. (21),

$$\mathbf{S}_{\mathbf{u}}^{(k)} \leftarrow \left(\mathbf{K}_{\mathbf{uu}}^{-1} + \mathbf{K}_{\mathbf{uu}}^{-1} \bar{\mathbf{\Lambda}}_2^{(k)} \mathbf{K}_{\mathbf{uu}}^{-1} \right)^{-1} \quad \text{and} \quad \mathbf{m}_{\mathbf{u}}^{(k)} \leftarrow \mathbf{S}_{\mathbf{u}}^{(k)} \mathbf{K}_{\mathbf{uu}}^{-1} \bar{\mathbf{\Lambda}}_1^{(k)}. \quad (24)$$

After a few E-steps, we update the parameters with a gradient descent step using the gradient of the log-partition function of $q_{\mathbf{f}}^{(k)}(\mathbf{u})$ with respect to θ . In Appendix C, we detail how to efficiently make predictions and compute the ELBO under parameterization Eq. (21). The full algorithm is given in Appendix E.

5 Empirical Evaluation

We conduct experiments to highlight the advantages of using the dual parameterization. Firstly, we study the effects of the improved objective for hyperparameter learning of t -SVGP versus q -SVGP. We study the objective being optimized for a single M-step, after an E-step ran until convergence. We then show a full sequence of EM iterations on small data sets. For large-scale data, where running steps to convergence is expensive, we use partial E and M-steps and mini-batching. Our improved bound and faster natural gradient computations show benefits in both settings. It is worth noting that the E-step for both q -SVGP with natural gradients and t -SVGP are identical up to machine precision, and any differences in performance are to be attributed to the different parameterization.

The Role of the Learning Objective In Fig. 1, we learn the kernel hyperparameters θ in a GP classification task via coordinate ascent of the lower bound $\mathcal{L}_{\xi}(\xi, \theta)$, where ξ are the variational parameters, *i.e.* via EM. Starting at hyperparameter θ_{old} , we denote by $\xi^*(\theta_{\text{old}})$ the associated optimal variational parameters. Updating θ consists in optimizing $\mathcal{L}_{\xi}(\xi^*(\theta_{\text{old}}), \theta)$ which we show on the left panel for the dual parameterization (blue), the standard whitened (orange) and unwhitened (green)

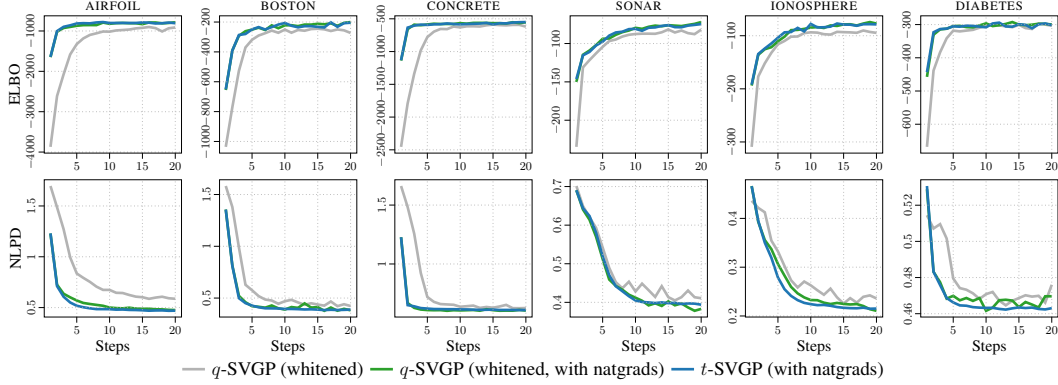


Figure 3: Comparison of convergence in terms of ELBO and negative log-predictive density (NLPD) as averages over 5-fold cross-validation runs, on UCI regression and classification tasks. All methods were trained (incl. hyperparameters and 50 inducing input locations) with matching learning rate. Natural gradient-based training is superior, and the t -SVGP parameterization improves stability.

SVGP parameterizations. The dual parameterization leads to a tighter bound and thus to bigger steps and faster overall convergence as shown on the right for the *banana classification* task, starting at $(\theta_1, \theta_2) = (1, 1)$, in the extreme case of taking both the E and M step to convergence. For the banana data set we use $m = 50$ inducing points (see details in Appendix F).

In Fig. 2, we also use the banana data and parameters as in Fig. 1, but we show how the learning objective changes over iterations. The blue contours show, for all initial θ_{old} , the objective maximized in the M-step, i.e. $\mathcal{L}_\xi(\xi^*(\theta_{\text{old}}), \theta)$. The orange lines show, for all initial θ_{old} , the outcome of an E-step followed by an M-step, i.e. $\theta^*(\theta_{\text{old}}) = \arg \max_\theta \mathcal{L}_\xi(\xi^*(\theta_{\text{old}}), \theta)$. The EM iterations converge to the fixed points of θ^* , i.e. its intersection with the diagonal line of the identity function. A flatter line around the optimal value is more desirable as it means the iterations converge faster to the optimum value which in this experiment is just below one, while a line close to the diagonal leads to slow convergence. Here t -SVGP has the fastest convergence, q -SVGP performs poorly, although whitening clearly helps the optimisation problem. The dark dashed lines show how optimising θ would look starting from $\theta_0 = 2.5$ and running 8 iterations for the different models.

Evaluation on UCI Classification and Regression Tasks We use common small and mid-sized UCI data sets to test the performance of our method against q -SVGP with natural gradient optimisation and normal q -SVGP trained with Adam optimizer for the variational parameters. All methods use Adam for the hyperparameters. The exact details of the data sets can be found in Appendix F. Here we again take the approach that the optimal way to optimize the ELBO if computational budget allows is to alternate between performing E and M-steps till convergence. We plot how the different inference schemes perform for ELBO and NLPD on a hold test set. We perform 5-fold cross validation with the results in Fig. 3 showing the mean of the folds for ELBO and NLPD. Natural gradient variants of q -SVGP clearly perform better than non natural gradient q -SVGP. Our method t -SVGP seems more stable specifically in NLPD for most data sets if not equal to q -SVGP. For q -SVGP, we have used the whitened version which as we noted helps with hyperparameter optimisation.

Improved Efficiency in Large-scale Inference

To highlight *practical* benefits, we show the performance of our stochastic and sparse t -SVGP framework on the MNIST ([22], available under CC BY-SA 3.0) multiclass-classification task (for details see Appendix F). Given the data set is $n = 70,000$, minibatching is needed and we adopt the parameterization of Eq. (21) meaning we match q -SVGP for parameter storage complexity. We compare against the natural gradient q -SVGP implementation but not the non-natural gradient version since it produces considerably worse performance. In large scale minibatching experiments performing full E and M steps may not be efficient. Instead we perform partial steps for both. A single E and M step can be thought of as the approach outlined in [32]. All experiments are performed with

Table 1: NLPD on MNIST benchmarks for different learning rates and E and M steps.

NLPD		LR		STEPS	
q -SVGP	t -SVGP	E	M	#E	#M
0.304±0.015	0.304±0.006	0.040	0.05	1	1
0.289±0.010	0.283±0.007	0.035	0.10	2	1
0.293±0.020	0.281±0.010	0.030	0.10	3	1
0.259±0.010	0.255±0.006	0.025	0.03	4	2
0.282±0.007	0.283±0.006	0.050	0.03	4	2
0.243±0.003	0.230±0.009	0.030	0.03	4	1

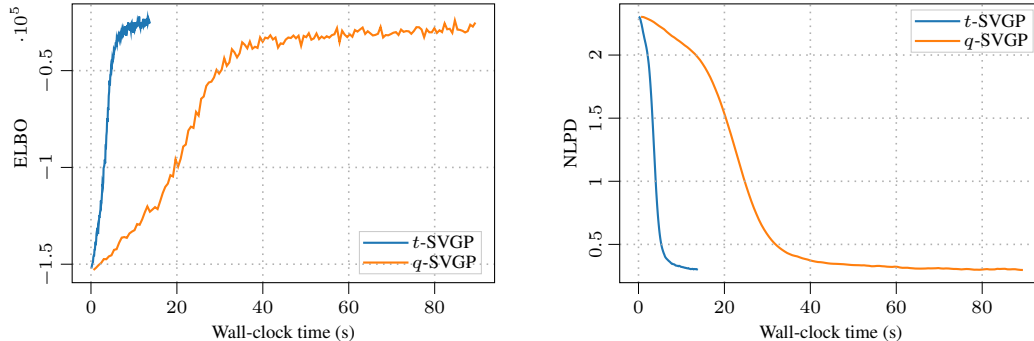


Figure 4: Comparison of practical inference and learning on MNIST. We compare training time on a laptop between t -SVGP to the q -SVGP model in GPflow in terms of wall-clock time of training for 150 steps, where both methods use natural gradient updates and share the same learning rates.

a batch size of $n_b = 200$ and $m = 100$ inducing points and the optimization is ran until convergence using the Adam optimizer for the hyperparameters (M-step). Table 1 shows different variations of learning rates and iterations of E- and M-steps. The results suggest some benefits in running partial EM steps. The t -SVGP formulation performs equally if not better than q -SVGP under all settings. In Fig. 4, we show the speed advantage of t -SVGP over q -SVGP due to cheaper natural gradient updates. We compare against the state-of-the-art implementation of SVGP in GPflow ([25], v2.2.1) and a closely matched implementation of our method in GPflow. We compare wall-clock time to compute 150 steps of the algorithm for both methods in terms of NLPD and ELBO taking single E and M-steps (MacBook pro, 2 GHz CPU, 16 GB RAM). Our implementation avoids the use of sluggish automatic differentiation to compute the natural gradients, and, even if our implementation is not as optimized as SVGP in GPflow, it is roughly 5 times faster on this standard benchmark.

6 Discussion and Conclusion

Sparse variational GP (SVGP) methods are the current *de facto* approach to allow GPs to scale to large problems. In this paper, we introduced an alternative parameterization to variational GPs that leads to an improved loss landscape for learning (*cf.*, Fig. 1). This improvement hinges on writing the variational problem in terms of its dual—similar to the conjugate-computation variational inference (CVI) approach by Khan and Lin [17]—parameterization to capture sites: we assume the approximate posterior decomposes into a prior contribution and a Gaussian *approximate* likelihood contribution. Variational inference under this model can conveniently be implemented by mirror descent and corresponds to natural gradient based learning, thus improving convergence in variational parameter optimization (the ‘E-step’), at the same time as improving hyperparameter optimization (the ‘M-step’), due to the tighter evidence lower bound.

We further show that we can derive the *sparse* equivalent of this method, which also allows for stochastic training through mini-batching, reducing the computational complexity to $\mathcal{O}(m^3 + n_b m^2)$ per step. Our method matches the asymptotic computational cost of other SVGP methods, while marginally reducing compute due to simpler expressions to back-propagate through (see discussion in Sec. 5). Our empirical validation across a wide variety of regression and classification tasks confirms the benefits suggested by our theory: The proposed strategy typically allows for improved stability over gold-standard SVGP methods even when the learning rates remain the same. It allows for higher learning rates, and reduces computational cost—leading to improved learning both in terms of reduced steps as well as expected wall-clock time.

We provide a reference implementation of our method under the GPflow framework at <https://github.com/AaltoML/t-SVGP>.

Acknowledgments and Disclosure of Funding

AS acknowledges funding from the Academy of Finland (grant numbers 324345 and 339730). We acknowledge the computational resources provided by the Aalto Science-IT project. We thank Stefanos Eleftheriadis, Richard E. Turner, and Hugh Salimbeni for comments on the manuscript.

References

- [1] T. D. Bui, J. Yan, and R. E. Turner. A unifying framework for Gaussian process pseudo-point approximations using power expectation propagation. *Journal of Machine Learning Research*, 18(1):3649–3720, 2017.
- [2] E. Challis and D. Barber. Concave Gaussian variational approximations for inference in large-scale Bayesian linear models. In *Proceedings of the Fourteenth International Conference on Artificial Intelligence and Statistics (AISTATS)*, volume 15 of *Proceedings of Machine Learning Research*, pages 199–207. PMLR, 2011.
- [3] E. Challis and D. Barber. Gaussian Kullback–Leibler approximate inference. *Journal of Machine Learning Research*, 14(32):2239–2286, 2013.
- [4] P. E. Chang, W. J. Wilkinson, M. E. Khan, and A. Solin. Fast variational learning in state-space Gaussian process models. In *2020 IEEE 30th International Workshop on Machine Learning for Signal Processing (MLSP)*, pages 1–6. IEEE, 2020.
- [5] C.-A. Cheng and B. Boots. Incremental variational sparse Gaussian process regression. In *Advances in Neural Information Processing Systems 29 (NIPS)*, pages 4410–4418. Curran Associates, Inc., 2016.
- [6] C.-A. Cheng and B. Boots. Variational inference for Gaussian process models with linear complexity. In *Advances in Neural Information Processing Systems 30 (NIPS)*, pages 5184–5194. Curran Associates, Inc., 2017.
- [7] L. Csató. *Gaussian Processes: Iterative Sparse Approximations*. PhD thesis, Aston University, Birmingham, UK, 2002.
- [8] L. Csató and M. Opper. Sparse on-line Gaussian processes. *Neural Computation*, 14(3):641–668, 2002.
- [9] J. Gardner, G. Pleiss, K. Q. Weinberger, D. Bindel, and A. G. Wilson. GPyTorch: Blackbox matrix-matrix Gaussian process inference with GPU acceleration. In *Advances in Neural Information Processing Systems 31 (NeurIPS)*, pages 7576–7586. Curran Associates, Inc., 2018.
- [10] J. Hensman, N. Fusi, and N. D. Lawrence. Gaussian processes for big data. In *Proceedings of the 29th Conference on Uncertainty in Artificial Intelligence (UAI)*, pages 282–290. AUAI Press, 2013.
- [11] J. Hensman, A. Matthews, and Z. Ghahramani. Scalable variational Gaussian process classification. In *Proceedings of the Eighteenth International Conference on Artificial Intelligence and Statistics (AISTATS)*, volume 38 of *Proceedings of Machine Learning Research*, pages 351–360. PMLR, 2015.
- [12] M. D. Hoffman, D. M. Blei, C. Wang, and J. Paisley. Stochastic variational inference. *Journal of Machine Learning Research*, 14(4):1303–1347, 2013.
- [13] E. T. Jaynes. Information theory and statistical mechanics. *Physical Review*, 106:620–630, 1957.
- [14] E. T. Jaynes. On the rationale of maximum-entropy methods. *Proceedings of the IEEE*, 70(9):939–952, 1982.
- [15] M. Khan, D. Nielsen, V. Tangkaratt, W. Lin, Y. Gal, and A. Srivastava. Fast and scalable Bayesian deep learning by weight-perturbation in Adam. In *Proceedings of the 35th International Conference on Machine Learning (ICML)*, volume 80 of *Proceedings of Machine Learning Research*, pages 2611–2620. PMLR, 2018.
- [16] M. E. Khan. Decoupled variational Gaussian inference. In *Advances in Neural Information Processing Systems 27 (NIPS)*, pages 1547–1555. Curran Associates, Inc., 2014.
- [17] M. E. Khan and W. Lin. Conjugate-computation variational inference: Converting variational inference in non-conjugate models to inferences in conjugate models. In *Proceedings of the 20th International Conference on Artificial Intelligence and Statistics (AISTATS)*, volume 54 of *Proceedings of Machine Learning Research*, pages 878–887. PMLR, 2017.

- [18] M. E. Khan and D. Nielsen. Fast yet simple natural-gradient descent for variational inference in complex models. In *2018 International Symposium on Information Theory and Its Applications (ISITA)*, pages 31–35. IEEE, 2018.
- [19] M. E. Khan and H. Rue. Learning-algorithms from Bayesian principles. *arXiv preprint arXiv*, 2021.
- [20] M. E. Khan, A. Aravkin, M. Friedlander, and M. Seeger. Fast dual variational inference for non-conjugate latent Gaussian models. In *Proceedings of the 30th International Conference on Machine Learning (ICML)*, volume 28 of *Proceedings of Machine Learning Research*, pages 951–959. PMLR, 2013.
- [21] G. Kimeldorf and G. Wahba. Some results on Tchebycheffian spline functions. *Journal of Mathematical Analysis and Applications*, 33(1):82–95, 1971.
- [22] Y. LeCun, C. Cortes, and C. J. Burges. The MNIST database of handwritten digits, 1998. URL <http://yann.lecun.com/exdb/mnist/>.
- [23] Y. Li, J. M. Hernández-Lobato, and R. E. Turner. Stochastic expectation propagation. In *Advances in Neural Information Processing Systems 28 (NIPS)*, pages 2323–2331. Curran Associates, Inc., 2015.
- [24] L. Malagò and G. Pistone. Information geometry of the Gaussian distribution in view of stochastic optimization. In *Proceedings of the 2015 ACM Conference on Foundations of Genetic Algorithms XIII*, pages 150–162, 2015.
- [25] A. G. d. G. Matthews, M. van der Wilk, T. Nickson, K. Fujii, A. Boukouvalas, P. León-Villagrà, Z. Ghahramani, and J. Hensman. GPflow: A Gaussian process library using TensorFlow. *Journal of Machine Learning Research*, 18(40):1–6, 2017.
- [26] T. P. Minka. Expectation propagation for approximate Bayesian inference. In *Proceedings of the Seventeenth Conference on Uncertainty in Artificial Intelligence (UAI)*, volume 17, pages 362–369. AUAI Press, 2001.
- [27] H. Nickisch and C. E. Rasmussen. Approximations for binary Gaussian process classification. *Journal of Machine Learning Research*, 9(Oct):2035–2078, 2008.
- [28] M. Opper and C. Archambeau. The variational Gaussian approximation revisited. *Neural Computation*, 21(3):786–792, 2009.
- [29] J. Quiñonero-Candela and C. E. Rasmussen. A unifying view of sparse approximate Gaussian process regression. *Journal of Machine Learning Research*, 6(Dec):1939–1959, 2005.
- [30] C. E. Rasmussen and C. K. I. Williams. *Gaussian Processes for Machine Learning*. MIT Press, Cambridge, MA, 2006.
- [31] H. Salimbeni, C.-A. Cheng, B. Boots, and M. Deisenroth. Orthogonally decoupled variational Gaussian processes. In *Advances in Neural Information Processing Systems 31 (NeurIPS)*, pages 8711–8720. Curran Associates, Inc., 2018.
- [32] H. Salimbeni, S. Eleftheriadis, and J. Hensman. Natural gradients in practice: Non-conjugate variational inference in Gaussian process models. In *Proceedings of the Twenty-First International Conference on Artificial Intelligence and Statistics (AISTATS)*, volume 84 of *Proceedings of Machine Learning Research*, pages 689–697. PMLR, 2018.
- [33] M. Seeger. *Bayesian Gaussian Process Models: PAC-Bayesian Generalisation Error Bounds and Sparse Approximations*. PhD thesis, University of Edinburgh, Edinburgh, UK, 2003.
- [34] M. K. Titsias. Variational learning of inducing variables in sparse Gaussian processes. In *Proceedings of the Twelfth International Conference on Artificial Intelligence and Statistics (AISTATS)*, volume 5 of *Proceedings of Machine Learning Research*, pages 567–574. PMLR, 2009.
- [35] M. van der Wilk, V. Dutordoir, S. John, A. Artemev, V. Adam, and J. Hensman. A framework for interdomain and multioutput Gaussian processes. *arXiv preprint arXiv:2003.01115*, 2020.
- [36] W. Wilkinson, A. Solin, and V. Adam. Sparse algorithms for Markovian Gaussian processes. In *Proceedings of The 24th International Conference on Artificial Intelligence and Statistics (AISTATS)*, volume 130 of *Proceedings of Machine Learning Research*, pages 1747–1755. PMLR, 2021.
- [37] C. K. Williams and M. Seeger. Using the Nyström method to speed up kernel machines. In *Advances in Neural Information Processing Systems 13 (NIPS)*, pages 682–688. MIT Press, 2001.

Supplementary Material for Dual Parameterization of Sparse Variational Gaussian Processes

A Tighter Bound for the M-step

We here study the role of parameterizations ξ in shaping the losses optimized during the M-step of the EM learning procedure. Each parameterization ξ has associated natural parameters η .

We introduce an alternative expression of the loss \mathcal{L} in terms of the natural parameters of the prior η_p and of the approximate posterior η_q : $\mathcal{L}(q, \theta) = L(\eta_q, \eta_p)$. To simplify the presentation but without loss of generality, we consider the case $\theta = \eta_p$, i.e. when the hyperparameters are directly the natural parameters. The case we actually care about is when θ indexes natural parameters $\eta_p(\theta)$, in which case, the natural parameters lie on a manifold in Ω .

We focus on the difference between parameterizations where the posterior statistics η_q depends on the prior statistics η_p , as in the dual parameterization λ , where this dependence is linear $\eta_q = \eta_p + \lambda$, versus parameterizations that don't, as in the $\xi = (\mu, L)$ parameterization. To make this distinction explicit we introduce the losses

$$\tilde{l}(\eta_p) = L(\eta_p + \lambda^*, \eta_p), \quad (25)$$

$$l(\eta_p) = L(\eta_q^*, \eta_p). \quad (26)$$

For a matched optimal E-step, i.e. $\eta_p + \lambda^* = \eta_q^* = \arg \max_{\eta} L(\eta, \eta_p)$, the value of l and \tilde{l} and their gradient w.r.t. η_p are the same:

$$\tilde{l}(\eta_p) = l(\eta_p), \quad (27)$$

$$\nabla_{\eta_p} \tilde{l}(\eta_p) = \underbrace{\partial_{\eta_1} L|_{\eta_q^*}}_{=0} + \partial_{\eta_2} L|_{\eta_p} = \partial_{\eta_2} \mathcal{L}|_{\eta_p} = \nabla_{\eta_p} l(\eta_p). \quad (28)$$

In the conjugate regression case, we have that $\tilde{l}(\eta_p) \geq l(\eta_p)$:

$$\tilde{l}(\eta_p) - l(\eta_p) = -(\log p(\mathcal{D}) - \tilde{l}(\eta_p)) + (\log p(\mathcal{D}) - l(\eta_p)) \quad (29)$$

$$= -\underbrace{\text{D}_{\text{KL}}[\eta_p + \lambda^* \parallel \eta_{\text{post}}]}_{=0} + \text{D}_{\text{KL}}[\eta_q^* \parallel \eta_{\text{post}}] \quad (30)$$

$$= \text{D}_{\text{KL}}[\eta_q^* \parallel \eta_{\text{post}}] > 0. \quad (31)$$

We can't show this in the non-conjugate setting but instead focus on the local behavior of $\tilde{l}(\eta_p)$ and $l(\eta_p)$. Specifically, since their gradients match, we study their Hessians, which are different:

$$\nabla_{\eta_p \eta_p}^2 \tilde{l}(\eta_p) = \partial_{\eta_1 \eta_1}^2 L|_{\eta_q^*} + \partial_{\eta_2 \eta_2}^2 L|_{\eta_p} + 2\partial_{\eta_1 \eta_2}^2 L|_{\eta_q^* \eta_p} \quad (32)$$

$$\nabla_{\eta_p \eta_p}^2 l(\eta_p) = \partial_{\eta_2 \eta_2}^2 L|_{\eta_p} \quad (33)$$

The Hessian difference between the two conditions is

$$\Delta H = \partial_{\eta_1 \eta_1}^2 L|_{\eta_q^*} + 2\partial_{\eta_1 \eta_2}^2 L|_{\eta_q^* \eta_p} \quad (34)$$

and using the identity

$$\partial_{\eta_1 \eta_2}^2 L|_{\eta_q^* \eta_p} = -\partial_{\eta_1 \eta_2}^2 D_{\text{KL}}(\eta_t + \eta_p, \eta_p)|_{\eta_q^* \eta_p} = \mathbf{I}[\eta_q^*]. \quad (35)$$

The Hessian difference can be expressed as

$$\Delta H = \partial_{\eta_1 \eta_1}^2 L|_{\eta_q^*} + 2\mathbf{I}[\eta_q^*]. \quad (36)$$

$\tilde{l}(\eta_p)$ is a local upper bound to $l(\eta_p)$ if $\Delta H \succeq 0$

$$\Delta H \succeq 0 \iff \partial_{\eta_1 \eta_1}^2 L|_{\eta_{q^*}} \succeq -2\mathbf{I}[\eta_{q^*}]. \quad (37)$$

This corresponds to a condition on the curvature of the optimization problem in the preceding E-step. We can verify that this condition is met in the conjugate case where

$$\partial_{\eta_1 \eta_1}^2 L|_{\eta_{q^*}} = -\partial_{\eta_1 \eta_1}^2 \text{D}_{\text{KL}}[\eta_{q^*} \parallel \eta_{\text{post}}] = -\mathbf{I}[\eta_{q^*}]. \quad (38)$$

The condition is indeed met since the Fisher information matrix $\mathbf{I}[\eta_{q^*}]$ is positive semi-definite.

B Proposed Objective for the M-step of t -SVGP

Starting from hyperparameter θ_{old} , an E-step gives the optimal dual parameters λ^* . The objective for the proposed M-step of t -SVGP is the ELBO in Eq. (8) for the variational distribution $q_{\mathbf{u}}(\mathbf{u}; \hat{\eta}_{\mathbf{u}}(\theta))$ with θ dependent parameters $\hat{\eta}_{\mathbf{u}}(\theta)$ expressed in terms of the mean and covariance matrix as

$$\hat{\mathbf{S}}_{\mathbf{u}}^{-1} \hat{\mathbf{m}}_{\mathbf{u}} = \mathbf{K}_{\mathbf{uu}}^{-1} \underbrace{\left(\sum_{i=1}^n \mathbf{k}_{\mathbf{ui}} \lambda_{1,i}^* \right)}_{=\bar{\lambda}_1} \text{ and } \hat{\mathbf{S}}_{\mathbf{u}}^{-1} = \mathbf{K}_{\mathbf{uu}}^{-1} + \mathbf{K}_{\mathbf{uu}}^{-1} \underbrace{\left(\sum_{i=1}^n \mathbf{k}_{\mathbf{ui}} \lambda_{2,i}^* \mathbf{k}_{\mathbf{ui}}^\top \right)}_{=\bar{\Lambda}_2} \mathbf{K}_{\mathbf{uu}}^{-1}. \quad (39)$$

Introducing $q(\mathbf{f}, \mathbf{u}; \theta) = p_\theta(\mathbf{f}|\mathbf{u})q_{\mathbf{u}}(\mathbf{u}; \hat{\eta}_{\mathbf{u}}(\theta))$, the ELBO for our proposed M-step is given by:

$$\begin{aligned} \mathcal{L}_{\eta_{\mathbf{u}}}(\hat{\eta}_{\mathbf{u}}(\theta), \theta) &= \mathbb{E}_{q(\mathbf{f}, \mathbf{u}; \theta)} \left[\log \frac{p_\theta(\mathbf{y}, \mathbf{f}, \mathbf{u})}{\hat{q}_t(\mathbf{f}, \mathbf{u}; \theta)} \right] \\ &= \mathbb{E}_{q(\mathbf{f}, \mathbf{u}; \theta)} \left[\log \frac{\prod_{i=1}^n p(y_i | f_i) p_\theta(\mathbf{f} | \mathbf{u}) p_\theta(\mathbf{u})}{\frac{1}{\mathcal{Z}(\theta)} t^*(\mathbf{u}) p_\theta(\mathbf{f} | \mathbf{u}) p_\theta(\mathbf{u})} \right] \\ &= \log \mathcal{Z}(\theta) + c(\theta), \end{aligned} \quad (40)$$

where $c(\theta) = \sum_{i=1}^n \mathbb{E}_{q_t(f_i; \theta)} [\log p(y_i | f_i)] - \mathbb{E}_{q_t(\mathbf{u}; \theta)} [\log t^*(\mathbf{u})]$ and $\log \mathcal{Z}(\theta)$ is the log-partition of the Gaussian $q_{\mathbf{u}}(\mathbf{u}; \hat{\eta}_{\mathbf{u}}(\theta))$

$$\begin{aligned} \log \mathcal{Z}(\theta) &= -\frac{m}{2} \log(2\pi) - \frac{1}{2} \log |\mathbf{K}_{\mathbf{uu}}(\theta) \bar{\Lambda}_2^{-1} \mathbf{K}_{\mathbf{uu}}(\theta) + \mathbf{K}_{\mathbf{uu}}(\theta)| \\ &\quad - \frac{1}{2} \tilde{\mathbf{y}}^\top [\mathbf{K}_{\mathbf{uu}}(\theta) \bar{\Lambda}_2^{-1} \mathbf{K}_{\mathbf{uu}}(\theta) + \mathbf{K}_{\mathbf{uu}}(\theta)]^{-1} \tilde{\mathbf{y}}, \end{aligned} \quad (41)$$

with $\tilde{\mathbf{y}} = \mathbf{K}_{\mathbf{uu}}(\theta) \bar{\Lambda}_2^{-1} \bar{\lambda}_1$.

C Efficient ELBO Computation for t -SVGP

We here detail the computations required to perform inference and learning using the dual parameterization. To perform inference, the variational expectations need to be evaluated. These require the evaluation of the marginal predictions $q(f(\mathbf{x}_i))$ for all inputs \mathbf{x}_i in \mathcal{D} . For learning, the ELBO in Eq. (8) needs to be evaluated which requires the computation of a KL divergence.

In t -SVGP, the variational distribution $q(\mathbf{u}) = \text{N}(\mathbf{u}|\mathbf{m}, \mathbf{S})$ is parameterized in terms of its natural parameters:

$$\mathbf{S}^{-1} = \mathbf{K}_{\mathbf{uu}}^{-1} + \mathbf{K}_{\mathbf{uu}}^{-1} \bar{\Lambda}_2 \mathbf{K}_{\mathbf{uu}}^{-1}, \quad (42)$$

$$\mathbf{S}^{-1} \mathbf{m} = \mathbf{K}_{\mathbf{uu}}^{-1} \bar{\lambda}_1, \quad (43)$$

where

$$\bar{\lambda}_1 = \sum_{i=1}^n \mathbf{k}_{i\mathbf{u}}^\top \lambda_{1,i} \quad \text{and} \quad \bar{\Lambda}_2 = \sum_{i=1}^n \mathbf{k}_{i\mathbf{u}}^\top \mathbf{k}_{i\mathbf{u}} \lambda_{2,i}. \quad (44)$$

Introducing $\mathbf{R} = \mathbf{K}_{\mathbf{uu}} + \bar{\Lambda}_2$, the mean and covariance $q(\mathbf{u})$ can be rewritten as:

$$\mathbf{S} = (\mathbf{K}_{\mathbf{uu}}^{-1} + \mathbf{K}_{\mathbf{uu}}^{-1} \bar{\Lambda}_2 \mathbf{K}_{\mathbf{uu}}^{-1})^{-1} \quad (45)$$

$$= \mathbf{K}_{\mathbf{uu}} (\mathbf{K}_{\mathbf{uu}} + \bar{\Lambda}_2)^{-1} \mathbf{K}_{\mathbf{uu}} \quad (46)$$

$$= \mathbf{K}_{\mathbf{uu}} \mathbf{R}^{-1} \mathbf{K}_{\mathbf{uu}}, \quad (47)$$

$$\mathbf{m} = \mathbf{K}_{\mathbf{uu}} \mathbf{R}^{-1} \bar{\lambda}_1. \quad (48)$$

This leads to simple closed form expressions for the marginal predictions:

$$q(\mathbf{f}^\star) = N(\mathbf{f}^\star | \mathbf{K}_{\star\mathbf{u}} \mathbf{R}^{-1} \bar{\boldsymbol{\lambda}}_1, \mathbf{K}_{\star\star} - \mathbf{K}_{\star\mathbf{u}} \mathbf{K}_{\mathbf{u}\mathbf{u}}^{-1} \mathbf{K}_{\mathbf{u}\star} + \mathbf{K}_{\star\mathbf{u}} \mathbf{R}^{-1} \mathbf{K}_{\mathbf{u}\star}), \quad (49)$$

and for the and KL divergence Eq. (8):

$$D_{\text{KL}}(q(\mathbf{u}) \parallel p(\mathbf{u})) = \frac{1}{2} (\text{tr}(\mathbf{K}_{\mathbf{u}\mathbf{u}}^{-1} \mathbf{S}) + \mathbf{m}^\top \mathbf{K}_{\mathbf{u}\mathbf{u}}^{-1} \mathbf{m} - k + \ln |\mathbf{K}_{\mathbf{u}\mathbf{u}} \mathbf{S}^{-1}|) \quad (50)$$

$$= \frac{1}{2} (\text{tr}(\mathbf{K}_{\mathbf{u}\mathbf{u}} \mathbf{R}^{-1}) - k + \boldsymbol{\lambda}_1^\top \mathbf{R}^{-1} \mathbf{K}_{\mathbf{u}\mathbf{u}} \mathbf{R}^{-1} \bar{\boldsymbol{\lambda}}_1 - \ln |\mathbf{K}_{\mathbf{u}\mathbf{u}}| + \ln |\mathbf{R}|). \quad (51)$$

D Pseudocode for the q -SVGP Algorithm

We here detail the q -SVGP algorithm for inference and learning with the E-step as described in [2], for parameterization $\boldsymbol{\xi} = (\mathbf{m}, \mathbf{L})$. The pseudocode shows an E-step comprised of K iterations of natural gradient descent, followed by an M-step comprised of S gradient descent iterations with learning rate γ .

Algorithm 1 q -SVGP

```

1: initialization at  $\boldsymbol{\theta}_t, \boldsymbol{\xi}_t$ 
2: for  $k = 0 \dots K - 1$  do
3:    $\boldsymbol{\xi}^{(0)} \leftarrow \boldsymbol{\xi}_t$  Initialization of the natural gradient descent iterations
4:   for  $i = 1 \dots n$  do
5:      $q^{(k)}(f_i) = \int p_{\boldsymbol{\theta}_t}(f_i | \mathbf{u}) q_{\mathbf{u}}^{(k)}(\mathbf{u}) d\mathbf{u}$  Marginal predictions
6:   end for
7:    $\mathcal{L}^{(k)} = \sum_i \mathbb{E}_{q^{(k)}(f_i)} [\log p(y_i | f_i)] - D_{\text{KL}}[q_{\mathbf{u}}^{(k)}(\mathbf{u}) \parallel p_{\boldsymbol{\theta}_t}(\mathbf{u})]$  ELBO
8:    $\boldsymbol{\eta}^{(k)} \leftarrow \boldsymbol{\xi}^{(k)}$  Gaussian transformation
9:    $\mathbf{g}^{(k)} \leftarrow \nabla_{\boldsymbol{\mu}} \boldsymbol{\xi}(\boldsymbol{\mu}^{(k)}) \nabla_{\boldsymbol{\xi}} \mathcal{L}^{(k)} |_{\boldsymbol{\xi}=\boldsymbol{\xi}_t}$  Natural gradient
10:   $\boldsymbol{\eta}^{(k+1)} \leftarrow \boldsymbol{\eta}^{(k)} + \rho \mathbf{g}^{(k)}$  Natural gradient step
11:   $\boldsymbol{\xi}^{(k+1)} \leftarrow \boldsymbol{\eta}^{(k+1)}$  Gaussian transformation
12: end for
13:  $\boldsymbol{\xi}_{t+1} \leftarrow \boldsymbol{\xi}^{(K)}$  End of E-step
14:  $\boldsymbol{\theta}^{(0)} \leftarrow \boldsymbol{\theta}_t$  Initialization of the gradient descent iterations
15: for  $s = 0 \dots S - 1$  do
16:    $\tilde{\mathcal{L}}^{(s)}(\boldsymbol{\theta}) = -D_{\text{KL}}[q_{\mathbf{u}}^{(s)}(\mathbf{u}) \parallel p_{\boldsymbol{\theta}}(\mathbf{u})]$  KL of ELBO
17:    $\boldsymbol{\theta}^{(s+1)} \leftarrow \boldsymbol{\theta}^{(s)} + \gamma \nabla_{\boldsymbol{\theta}} \tilde{\mathcal{L}}^{(s)} |_{\boldsymbol{\theta}=\boldsymbol{\theta}^{(s)}}$  Gradient descent step for  $\boldsymbol{\theta}$ 
18: end for
19:  $\boldsymbol{\theta}_{t+1} \leftarrow \boldsymbol{\theta}^{(S)}$  End of M-step

```

E Pseudocode for the t -SVGP Algorithm

We here summarize the t -SVGP algorithm using the dual parameterization. The pseudocode shows an E-step comprised of K iterations of natural gradient descent, followed by an M-step comprised of S gradient descent iterations with learning rate γ .

Algorithm 2 t -SVGP

```
1: initialization at  $\theta_t, \lambda_t$ 
2: for  $k = 0 \dots K - 1$  do
3:    $\lambda^{(0)} \leftarrow \lambda_t$  Initialization of the natural gradient descent iterations
4:   for  $i = 1 \dots n$  do
5:      $q_{\mathbf{u}}^{(k)}(f_i) = \int p_{\theta_t}(f_i | \mathbf{u}) q_{\mathbf{u}}^{(k)}(\mathbf{u}; \lambda^{(k)}) d\mathbf{u}$  Marginal predictions
6:      $\alpha_i^{(k)} = \mathbb{E}_{q_{\mathbf{u}}^{(k)}(f_i)} [\nabla_f \log p(y_i | f_i)]$ 
7:      $\beta_i^{(k)} = \mathbb{E}_{q_{\mathbf{u}}^{(k)}(f_i)} [-\nabla_{ff}^2 \log p(y_i | f_i)]$ 
8:      $\mathbf{g}_i^{(k)} = (\beta_i^{(k)} m_i^{(k)} + \alpha_i^{(k)}, \beta_i^{(k)})$  Natural gradient
9:   end for
10:   $\bar{\lambda}_1^{(k+1)} \leftarrow (1 - r) \bar{\lambda}_1^{(k)} + r \sum_{i \in \mathcal{M}} \mathbf{k}_{\mathbf{u}i} \mathbf{g}_{1,i}^{(k)}$  Natural gradient step
11:   $\bar{\Lambda}_2^{(k+1)} \leftarrow (1 - r) \bar{\Lambda}_2^{(k)} + r \sum_{i \in \mathcal{M}} \mathbf{k}_{\mathbf{u}i} \mathbf{k}_{\mathbf{u}i}^\top \mathbf{g}_{2,i}^{(k)}$  Natural gradient step
12: end for
13:  $\lambda_{t+1} \leftarrow \lambda^{(K)}$  End of E-step
14:  $\theta^{(0)} \leftarrow \theta_t$  Initialization of the gradient descent iterations
15: for  $s = 0 \dots S - 1$  do
16:    $\tilde{\mathcal{L}}^{(s)}(\theta) = \log \mathcal{Z}^{(s)}(\theta) + c^{(s)}(\theta)$  ELBO
17:    $\theta^{(s+1)} \leftarrow \theta^{(s)} + \gamma \nabla_{\theta} \tilde{\mathcal{L}}^{(s)}(\theta)$  Gradient step for  $\theta$ 
18: end for
19:  $\theta_{t+1} \leftarrow \theta^{(S)}$  End of M-step
```

F Data Sets and Experimental Details

F.1 UCI Data Sets

For the regression experiments, we ran the E-step with a learning rate of 1. The update amounts to a closed form GP regression step given we have a conjugate model. We then ran the M-step 15 iterations with a learning rate of 0.2. In the classification examples we do not have closed form updates and so ran the E-step 8 times with a learning rate of 0.7. The M-step was ran the same way as in regression experiments. All other specifications were the same in all experiments. We choose $m = 50$ and given the data sizes were small, we set the mini batch to equal the data size $m_b = n$, so non stochastic gradients. The inducing points were initialized by K-means and optimized in the M-step along with hyper parameters. We ran all experiments a total of 20 full EM iterations. We ran 5-fold cross validation and in Fig. 3 plotted the mean result of the the folds. The kernel used was a Matérn-5/2 with lengthscale and amplitude both initialised at 1 similarly if a Gaussian likelihood was used it was likewise initialised to 1. We now detail each data set: **Airfoil**: The airfoil self-noise data set is regression task to predict scaled sound pressure. The data set has $d = 5$ and $n = 1503$ entries. **Boston housing**: The task is to predict the median value of owner-occupied homes. The data set has $d = 12$ and $n = 506$ entries. **Concrete**: The concrete compression data set is another regression experiment, where the goal is predict concrete compressive strength with $d = 5$ and $n = 1030$. **Sonar**: The data set is a classification example so we use a binomial likelihood. The goal is to predict from some sonar information if an object is a rock or a mine, the number of features is $d = 60$ and number of data points $n = 208$. **Ionosphere**: Another classification example where, ‘Good’ radar shows evidence of some type of structure in the ionosphere and ‘Bad’ no evidence. The ionosphere data set has $n = 351$ and $d = 34$. **Diabetes**: The goal of the diabetes experiment is based on patient medical information can we predict the diabetic outcome. The data consists of $d = 8$ and $n = 768$ entries.

F.2 MNIST Experiments

MNIST [1], available under CC BY-SA 3.0, is a handwritten digit classification task for digits 0–9. We used a softmax likelihood with 10 latent GPs, one for each digit. The data set is $n = 70,000$ and $d = 256$. We again used a Matérn-5/2 covariance function and set the number of inducing points $m = 100$ and used a minibatch size of $n_b = 200$. The kernel lengthscale ℓ and amplitude σ^2

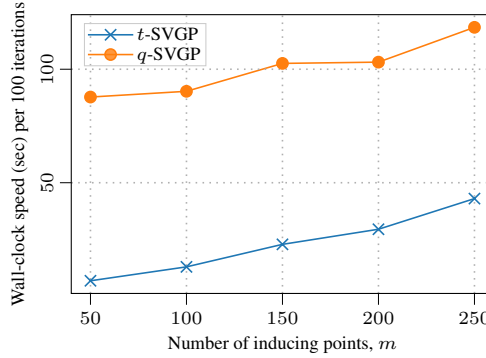


Figure 5: Wall-clock speed for q -SVGP and t -SVGP as a function of the number of inducing points m on the MNIST experiment.

were both initialised to 1 and the inducing points were randomly initialised. We alternated between different learning rates and number of E and M-steps as detailed in Table 1.

F.3 Illustrative Examples

For the left-side panel in Fig. 1, we considered a simplified one-dimensional GP classification task simulated by thresholding a noisy sinc function and simulating $n = 100$ observations. We considered $m = 10$ equally spaced inducing points for this task and fixed the lengthscale hyperparameter to $\ell = 1/2$.

For Fig. 1 (right) and Fig. 2 the experimental set up was similar. We use the banana data set, a classification example with $n = 400$ and $d = 2$. We set the number of inducing point to $m = 30$ and use all the data for iterations so $n_b = 400$, a squared exponential kernel is used for covariance function with initialised lengthscale of $\ell = .8$ and variance of $\sigma^2 = 5$ and inducing points randomly initialised.

F.4 Additional Experiments

We include Fig. 5 to show the effect of changing the number of inducing points on the wall-clock speed. The experiment is the same as in Appendix F.2 but we now run only for 100 iterations of a single E and M step. The chart shows that there is a constant factor caused by our computationally cheaper E-step, the effect is substantial in most practical settings where m is set below 250.

G Author Contributions

The idea of dual parameterization presented in the first part of Sec. 3 and the new lower bound discussed in Sec. 3.1 is due to MEK. The idea of using the dual parameterization to speed up SVGP was conceived by PEC and VA, who derived the bound, with inspiration from separate prior work by PEC, VA, and AS. PEC had the main responsibility of implementing the methods and conducting the experiments, and VA of formalizing the methods. All authors contributed to finalizing the manuscript.

References

- [1] Y. LeCun, C. Cortes, and C. J. Burges. The MNIST database of handwritten digits, 1998. URL <http://yann.lecun.com/exdb/mnist/>.
- [2] H. Salimbeni, S. Eleftheriadis, and J. Hensman. Natural gradients in practice: Non-conjugate variational inference in Gaussian process models. In *Proceedings of the Twenty-First International Conference on Artificial Intelligence and Statistics (AISTATS)*, volume 84 of *Proceedings of Machine Learning Research*, pages 689–697. PMLR, 2018.