

Extended Principal Component Analysis

Pablo Soto-Quiros^{a,b}, Anatoli Torokhti^{a,*}

^a*School of Information Technology and Mathematical Sciences, University of South
Australia, SA 5095, Australia*

^b*Instituto Tecnológico de Costa Rica, Apdo. 159-7050, Cartago, Costa Rica*

Abstract

Principal Component Analysis (PCA) is a transform for finding the principal components (PCs) that represent features of random data. PCA also provides a reconstruction of the PCs to the original data. We consider an extension of PCA which allows us to improve the associated accuracy and diminish the numerical load, in comparison with known techniques. This is achieved due to the special structure of the proposed transform which contains two matrices T_0 and T_1 , and a special transformation \mathcal{F} of the so called auxiliary random vector \mathbf{w} . For this reason, we call it the three-term PCA. In particular, we show that the three-term PCA always exists, i.e. is applicable to the case of singular data. Both rigorous theoretical justification of the three-term PCA and simulations with real-world data are provided.

Keywords: Principal component analysis, Least squares linear estimate, Matrix computation, Singular value decomposition.

1. Introduction

In this paper, an extension of Principal Component Analysis (PCA) and its rigorous justification are considered. In comparison with known techniques, the proposed extension of PCA allows us to improve the associated accuracy and diminish the numerical load. The innovation of the proposed methodology,

*Corresponding author

Email addresses: juan.soto-quiros@mymail.unisa.edu.au (Pablo Soto-Quiros),
anatoli.torokhti@unisa.edu.au (Anatoli Torokhti)

differences from the known results and advantages are specified in Sections 3, 6, 9 and 11.

PCA is a technique for finding so called principal components (PCs) of the data of interest represented by a large random vector, i.e. components of a smaller vector which preserve the principal features of the data. PCA also provides a reconstruction of PCs to the original data vector with the least possible error among all linear transforms. According to Jolliffe [15], “Principal component analysis is probably the oldest and best known of the techniques of multivariate analysis”. This is a topic of intensive research which has an enormous number of related references. For instance, a Google search for ‘principal component analysis’ returns about 8,160,000 results. In particular, the references which are most related to this paper (from our point view) are represented in [3, 13, 14, 18, 17, 23, 20]. PCA is used in a number of application areas (in an addition to the previous references see, for example, [4, 5, 19, 7]). Therefore, related techniques with a better performance are of vital importance.

By PCA in [15, 3], under the strong restriction of invertibility of the covariance matrix, the procedures for finding the PCs and their reconstruction are determined by the matrix of the rank less or equal to k where k is the number of required PCs. For a fixed number of PCs, the PCA accuracy of their reconstruction to the original data cannot be improved. In other words, PCA has the *only degree of freedom* to control the accuracy, it is the number of PCs. Moreover, PCA in the form obtained, in particular, in [15, 3], is not applicable if the associated covariance matrix is singular. Therefore, in [24], the generalizations of PCA, called generalized Brillinger transforms (GBT1 and GBT2), have been developed. First, the GBT1 and GBT2 are applicable to the case of singular covariance matrices. Second, the GBT2 allows us to improve the errors associated with PCA and the GBT1. We call it the generic Karhunen-Loève transform (GKLT). The GKLT requires an additional knowledge of covariance matrices E_{xy^2} and $E_{y^2y^2}$ where \mathbf{x} and \mathbf{y} are stochastic vectors, and \mathbf{y}^2 is a Hadamard square of \mathbf{y} (more details are provided in Section 2 below). Such knowledge may be difficult. Another difficulty associated with the GBT2 and GKLT is their

numerical load which is larger than that of PCA. Further, it follows from [25] that the GKL accuracy is better than that of PCA in [15, 3, 13] subject to the condition which is quite difficult to verify (see Corollary 3 in [25]). Moreover, for the GBT2 in [24], such an analysis has not been provided.

We are motivated by the development of an extension of PCA which covers the above drawbacks. We provide both a detailed theoretical analysis of the proposed extension of PCA and numerical examples that illustrate the theoretical results.

2. Review of PCA and its known generalizations GB1, GB2, GKL

First, we introduce some notation which is used below.

Let $\mathbf{x} = [\mathbf{x}_1, \dots, \mathbf{x}_m]^T \in L^2(\Omega, \mathbb{R}^m)$ and $\mathbf{y} = [\mathbf{y}_1, \dots, \mathbf{y}_n]^T \in L^2(\Omega, \mathbb{R}^n)$ be random vectors¹. Vectors \mathbf{x} and \mathbf{y} are interpreted as reference data and observable data, respectively, i.e. \mathbf{y} is a noisy version of \mathbf{x} . Dimensions m and n are assumed to be large. Suppose we wish to denoise \mathbf{y} and reduce it to a ‘shorter’ vector $\mathbf{u} \in L^2(\Omega, \mathbb{R}^k)$ where $k \leq \min\{m, n\}$, and then reconstruct \mathbf{u} to vector $\tilde{\mathbf{x}}$ such that $\tilde{\mathbf{x}}$ is as close to \mathbf{x} as possible. Entries of vector \mathbf{u} are called the principal components (abbreviated above as PCs).

Let us write $\|\mathbf{x}\|_\Omega^2 = \int_\Omega \|\mathbf{x}(\omega)\|_2^2 d\mu(\omega) < \infty$, where $\|\mathbf{x}(\omega)\|_2$ is the Euclidean norm of $\mathbf{x}(\omega) \in \mathbb{R}^m$. Throughout the paper, we assume that means $E[\mathbf{x}]$ and $E[\mathbf{y}]$ are known. Therefore, without loss of generality, we will assume henceforth that \mathbf{x} and \mathbf{y} have zero means. Then the covariance matrix formed from \mathbf{x} and \mathbf{y} is given by $E_{xy} = E[\mathbf{x}\mathbf{y}^T] = \{e_{ij}\}_{i,j=1}^{m,n} \in \mathbb{R}^{m \times n}$ where $e_{ij} = \int_\Omega \mathbf{x}_i(\omega)\mathbf{y}_j(\omega)d\mu(\omega)$.

Further, the singular value decomposition (SVD) of matrix $M \in \mathbb{R}^{m \times n}$ is given by $M = U_M \Sigma_M V_M^T$ where $U_M = [u_1 \ u_2 \ \dots u_m] \in \mathbb{R}^{m \times m}$, $V_M = [v_1 \ v_2 \ \dots v_n] \in \mathbb{R}^{n \times n}$ are unitary matrices, and $\Sigma_M = \text{diag}(\sigma_1(M), \dots, \sigma_{\min(m,n)}(M)) \in \mathbb{R}^{m \times n}$ is a generalized diagonal matrix, with the singular val-

¹Here, $\Omega = \{\omega\}$ is the set of outcomes, Σ a σ -field of measurable subsets of Ω , $\mu : \Sigma \rightarrow [0, 1]$ an associated probability measure on Σ with $\mu(\Omega) = 1$ and (Ω, Σ, μ) for a probability space.

ues $\sigma_1(M) \geq \sigma_2(M) \geq \dots \geq 0$ on the main diagonal. Further, M^\dagger denotes the Moore-Penrose pseudo-inverse matrix for matrix M .

The generalizations of PCA mentioned in Section 1, GBT1 and GBT2 [24], are represented as follows. Let us first consider the GBT2 since the GBT1 is a particular case of the GBT2. The GBT2 is given by

$$B_2(\mathbf{y}) = R_1[P_1\mathbf{y} + P_2\mathbf{v}], \quad (1)$$

where $\mathbf{v} \in L^2(\Omega, \mathbb{R}^n)$ is an ‘auxiliary’ random vector used to further optimize the transform, **(Assoc. Edit.: More explanations!!!)** and matrices $R_1 \in \mathbb{R}^{m \times k}$, $P_1 \in \mathbb{R}^{k \times n}$ and $P_2 \in \mathbb{R}^{k \times n}$ solve the problem²

$$\min_{R, [P_1 P_2]} \|\mathbf{x} - R_1[P_1\mathbf{y} + P_2\mathbf{v}]\|_\Omega^2 \quad (2)$$

so that, for $\mathbf{q} = [\mathbf{y}^T \mathbf{v}^T]^T \in L^2(\Omega, \mathbb{R}^{2n})$ and $G_q = E_{xq} E_{qq}^\dagger E_{qx}$,

$$R_1 = U_{G_q, k}, \quad [P_1, P_2] = U_{G_q, k}^T E_{xq} E_{qq}^\dagger, \quad (3)$$

where $U_{G_q, k}$ is formed by the first k columns of U_{G_k} , and P_1 and P_2 are represented by the corresponding blocks of matrix $U_{G_q, k}^T E_{xq} E_{qq}^\dagger$. The principal components are then given by $\mathbf{u} = [P_1, P_2][\mathbf{y}^T \mathbf{v}^T]^T$.

The GBT1 follows from the GBT2 if $R_1 P_2 \mathbf{v} = \mathbf{0}$, where $\mathbf{0}$ is the zero vector. That is, the GBT2 has one matrix more (i.e., one degree of freedom more) than the GBT1. This allows us to improve the GBT2 performance compared to that by the GBT1 (see [24] for more detail).

²Note that in (1) and (2), strictly speaking, R_1 , P_1 and P_2 should be replaced with operators $\mathcal{R}_1 : L^2(\Omega, \mathbb{R}^k) \rightarrow L^2(\Omega, \mathbb{R}^m)$, $\mathcal{P}_1 : L^2(\Omega, \mathbb{R}^n) \rightarrow L^2(\Omega, \mathbb{R}^k)$ and $\mathcal{P}_2 : L^2(\Omega, \mathbb{R}^n) \rightarrow L^2(\Omega, \mathbb{R}^k)$, respectively. This is because each matrix, say, $R_1 \in \mathbb{R}^{m \times k}$ defines a bounded linear transformation $\mathcal{R}_1 : L^2(\Omega, \mathbb{R}^k) \rightarrow L^2(\Omega, \mathbb{R}^m)$. Nevertheless, it is customary to write R_1 rather than \mathcal{R}_1 , since $[\mathcal{R}_1(\mathbf{u})](\omega) = R_1[\mathbf{u}(\omega)]$, for each $\omega \in \Omega$. We keep this type of notation throughout the paper.

The GKLT [25] is given by

$$\mathcal{K}(\mathbf{y}) = K_1 \mathbf{y} + K_2 \mathbf{y}^2, \quad (4)$$

where matrices $K_1 \in \mathbb{R}^{m \times n}$ and $K_2 \in \mathbb{R}^{m \times n}$ solve the problem

$$\min_{\substack{[K_1 K_2] \\ \text{rank } [K_1 K_2] \leq k}} \|\mathbf{x} - [K_1 \mathbf{y} + K_2 \mathbf{y}^2]\|_{\Omega}^2, \quad (5)$$

and \mathbf{y}^2 is given by the Hadamard square so that $\mathbf{y}^2(\omega) = [\mathbf{y}_1^2(\omega), \dots, \mathbf{y}_n^2(\omega)]^T$, for all $\omega \in \Omega$.

PCA is a particular case of the GKLT if $K_2 \mathbf{y}^2 = \mathbf{0}$ and matrix E_{yy} is non-singular. The PCA, BT, GBT1, GKLT and GBT2 follow from the solution of essentially the same optimization problem. The differences are that first, the associated solutions are obtained under different assumptions and second, the solutions result in transforms that have different computational schemes. More details can be found in [24]. Further, each of PCA and the GBT1 has $m \times n$ parameters to optimize, which are entries of matrices K_1 and $R_1 P_1$, respectively. Similar to PCA, the GBT1 has one degree of freedom to improve the associated accuracy, it is the number k of PCs, i.e., the dimension of vector \mathbf{u} . Thus, for fixed k , the GBT1 accuracy cannot be improved. The GKLT [25] and GBT2 [24] each have two degrees of freedom, k and one matrix more than in PCA and GBT1. That is, the GKLT and GBT2 have twice as many parameters to optimize compared to PCA and GBT1. It is shown in [24, 25] that this feature allows us to improve the accuracy associated with the GKLT and GBT2.

3. Contribution and novelty

We propose and justify the PCA extension which

- always exists, i.e. is applicable to the case of singular data (this is because it is constructed in terms of pseudo-inverse matrices; see Section 7),
- has better associated accuracy than that of the GBT1, GBT2 and GKLT

(Sections 9.1, 9.3, 12),

- has more degrees of freedom to improve the associated accuracy than the PCA, GBT1, GBT2 and GKLT (Sections 9.2 and 10),

- has a lower computational load than that of the GBT2 and GKLT; in fact, for large m, n , it is about 37% of that of the GBT2 and 22% of that of the GKLT (Section 11.2),

- does not require the usage of matrices E_{xy^2} and $E_{y^2y^2}$ (as required in [25]) which are difficult to determine.

Further, we show, in particular, that

- the condition for the GKLT [25] mentioned in Section 2 (under which the accuracy improvement is achieved) can be omitted (Section 9.1).

In more detail, in the proposed PCA extension, the additional degrees of freedom are provided by the auxiliary random vectors \mathbf{w} and \mathbf{h} which are introduced below in Sections 4 and 9.2, respectively. Vectors \mathbf{w} and \mathbf{h} are called **w-injection** and **h-injection**. An improvement in the accuracy of the proposed transform follows from the increase in the number of parameters to optimize, which are represented by matrices T_0, T_1 , specific vector transformation \mathcal{F} (Sections 4 and 7.2), and **w-injection** and **h-injection** (Sections 5, 9 and 10).

4. Structure of the proposed PCA extension

The above advantages are achieved due to the special structure of the proposed transform as follows. Let $\mathbf{w} \in L^2(\Omega, \mathbb{R}^\ell)$ be a random vector and $\mathcal{F} : L^2(\Omega, \mathbb{R}^n) \times L^2(\Omega, \mathbb{R}^\ell) \rightarrow L^2(\Omega, \mathbb{R}^\ell)$ be a transformation of \mathbf{y} and \mathbf{w} in a random vector $\mathbf{s} \in L^2(\Omega, \mathbb{R}^\ell)$, i.e.

$$\mathbf{s} = \mathcal{F}(\mathbf{y}, \mathbf{w}).$$

Reasons for using vector \mathbf{w} and transformation \mathcal{F} are detailed in Sections 5, 9 and 10 below.

We propose to determine the PCs and their reconstruction $\tilde{\mathbf{x}}$ by the trans-

form \mathcal{T} given by

$$\tilde{\mathbf{x}} = \mathcal{T}(\mathbf{y}, \mathbf{w}) = T_0 \mathbf{y} + T_1 \mathcal{F}(\mathbf{y}, \mathbf{w}), \quad (6)$$

where T_0 and T_1 are represented by $m \times n$ and $m \times \ell$ matrices, respectively, and

$$\text{rank} [T_0 \ T_1] \leq k, \quad (7)$$

where $k = \min\{m, n\}$. Here, three terms, T_0 , T_1 and \mathcal{F} , are to be determined. Therefore, transform \mathcal{T} will be called the three-term k -rank transform.

A special version of the three-term k -rank transform is considered in Section 9.2 below.

5. Statement of the problems

Below, we assume that \mathbf{x} , \mathbf{y} and \mathbf{w} are nonzero vectors.

Problem 1: Find matrices T_0 and T_1 that solve

$$\min_{[T_0 \ T_1]} \|\mathbf{x} - [T_0 \mathbf{y} + T_1 \mathcal{F}(\mathbf{y}, \mathbf{w})]\|_{\Omega}^2 \quad (8)$$

subject to constraint (7), and determine \mathcal{F} that provides, for $\mathbf{z} = [\mathbf{y}^T \mathbf{s}^T]^T$,

$$E_{zz} = \begin{bmatrix} E_{yy} & \mathbb{O} \\ \mathbb{O} & E_{ss} \end{bmatrix}, \quad (9)$$

where \mathbb{O} denotes the zero matrix. The importance of the condition in (9) is twofold. First, this allows us to facilitate computation associated with a determination of T_0 and T_1 . Second, the condition in (9) is used in the solution of the Problem 2 stated below.

The transform obtained from the solution of Problem 1 (see Section 7.2 that follows) is called the *optimal* three-term k -rank transform or the *three-term PCA*.

Problem 2: Show that the error associated with the three-term PCA is less than that of the PCA, GBT1 (see Section 9.1), GBT2 and GKLT (see Section

9.2). Further, show that the computational load associated with the tree-term PCA is less than that of the GBT2 (see Section 11.1).

6. Differences from known techniques

The proposed three-term PCA differs from PCA in [15, 3] in several instances. Unlike PCA in [15, 3], the three-term PCA has the additional terms T_1 , \mathcal{F} and \mathbf{w} -injection, which lead to the improvement in the associated accuracy of determining PCs and the consecutive reconstruction of PCs to the original vector. As distinct from the PCA in [15, 3], the three-term PCA is always applicable to singular data since it is determined in terms of pseudo-inverse matrices.

Differences of the three-term PCA from the GBT2 are threefold. First, the three-term PCA contains transformation \mathcal{F} aimed to facilitate computation. Second, in the three-term PCA, the procedure for determining principal components and their reconstruction to an estimate of \mathbf{x} is different from that in the GBT2. Indeed, the three-term PCA can be written as

$$\mathcal{T}(\mathbf{y}, \mathbf{w}) = R_1 P_1 \mathbf{y} + R_2 P_2 \mathbf{s}, \quad (10)$$

where R_1, R_2, P_1 and P_2 are obtained in the form different from those in the GBT2 (see Theorem 1 below). Third, in Section 9.2 that follows, we show that a special transformation of vector \mathbf{s} to a vector $\tilde{\mathbf{s}}$ of a greater dimensionality allows us to achieve the better associated accuracy of \mathbf{x} estimation. Differences from the GKLT in (4) are similar and even stronger since the GKLT contains vector \mathbf{y}^2 (not \mathbf{v} as the GBT2) which cannot be changed.

The above differences imply the improvement in the performance of the three-term PCA. This issue is detailed in Sections 9 and 11 that follow.

7. Solution of Problem 1

7.1. Preliminaries

First, we recall some known results that will be used in the solution of Problems 1 and 2.

Proposition 1. [12, Theorem 1.21, p. 44] *Let M be a positive semi-definite matrix given in the block form $M = \begin{bmatrix} A & B \\ B^T & C \end{bmatrix}$, where blocks A and C are square. Let $S = C - B^T A^\dagger B$ and*

$$N = \begin{bmatrix} A^\dagger + A^\dagger B S^\dagger B^T A^\dagger & -A^\dagger B S^\dagger \\ -S^\dagger B^T A^\dagger & S^\dagger \end{bmatrix}.$$

Then $N = M^\dagger$ if and only if $\text{rank}(M) = \text{rank}(A) + \text{rank}(C)$.

Proposition 2. [27, p. 217] *If M is positive definite, then the condition $\text{rank}(M) = \text{rank}(A) + \text{rank}(C)$ of Proposition 1 is always true and $N = M^{-1}$.*

Proposition 3. [10, Lemma 4.5.11] *For any matrices A and B ,*

$$\text{rank} \begin{bmatrix} A & \mathbb{O} \\ \mathbb{O} & B \end{bmatrix} = \text{rank}(A) + \text{rank}(B). \quad (11)$$

Proposition 4. (Weyl's inequality) [11, Corollary 4.3.15] *Let A and B be $m \times m$ symmetric matrices and let singular values $\sigma_i(A)$, $\sigma_i(B)$ and $\sigma_i(A + B)$, for $i = 1, \dots, m$, be arranged in decreasing order. Then, for $i = 1, \dots, m$,*

$$\sigma_i(A) + \sigma_m(B) \leq \sigma_i(A + B) \leq \sigma_i(A) + \sigma_1(B). \quad (12)$$

7.2. Determination of three-term PCA

Let

$$P_{M,L} = \sum_{k=1}^{\text{rank}(M)} u_k u_k^T \in \mathbb{R}^{m \times m}, \quad P_{M,R} = \sum_{j=1}^{\text{rank}(M)} v_j v_j^T \in \mathbb{R}^{n \times n}$$

be the orthogonal projections on the range of matrices M and M^T respectively, and let

$$[M]_k = \sum_{i=1}^k \sigma_i(M) u_i v_i^T \in \mathbb{R}^{m \times n} \quad (13)$$

for $k = 1, \dots, \text{rank}(M)$, be the truncated SVD of M . For $k > \text{rank}(M)$, we define $[M]_k = M$ ($= M_{\text{rank}(M)}$). For $1 \leq k < \text{rank}(M)$, the matrix M_k is uniquely defined if and only if $\sigma_k(M) > \sigma_{k+1}(M)$.

Further, $M^{1/2}$ denotes a matrix square root for matrix M . For the covariance matrix E_{xx} , we denote $E_{xx}^{1/2\dagger} := (E_{xx}^{1/2})^\dagger$. Matrix $E_{xx}^{1/2\dagger}$ is unique since E_{xx} is positive semidefinite. The Frobenius matrix norm is denoted by $\|\cdot\|$.

Let us denote $G_{xy} = E_{xy} E_{yy}^\dagger$ and $G_z = E_{xz} E_{zz}^\dagger E_{zx}$. Similar to $U_{G_q, k}$ in (3), $U_{G_z, k}$ denotes the matrix formed by the first k columns of U_{G_z} . Recall that, as before in (9), $\mathbf{z} = [\mathbf{y}^T \mathbf{s}^T]^T$.

Theorem 1. *Let transformation \mathcal{F} in (6) be determined by*

$$\mathcal{F}(\mathbf{y}, \mathbf{w}) = \mathbf{s} = \mathbf{w} - G_{wy} \mathbf{y}. \quad (14)$$

Then (9) is true, and T_0 and T_1 that solve the problem in (8), (7) are such that

$$[T_0 \ T_1] = U_{G_z, k} U_{G_z, k}^T [G_{xy} \ G_{xs}] (I + N) \quad (15)$$

where $N = M(I - P_{E_{zz}^{1/2}, L})$ and matrix M is arbitrary³. The unique minimum norm solution of problem (8), (7) is given by

$$T_0 = U_{G_z, k} U_{G_z, k}^T G_{xy} \quad \text{and} \quad T_1 = U_{G_z, k} U_{G_z, k}^T G_{xs}, \quad (16)$$

where

$$G_z = G_y + G_s. \quad (17)$$

³In other words, the solution is not unique.

Proof 1. For vector \mathbf{s} defined by (14),

$$E_{ys} = E[\mathbf{y}(\mathbf{w} - E_{wy}E_{yy}^\dagger\mathbf{y})^T] = E_{yw} - E_{yy}E_{yy}^\dagger E_{yw} = \mathbb{O}$$

because by Corollary 1 in [25], $E_{yw} = E_{yy}E_{yy}^\dagger E_{yw}$. Then (9) follows. Further, since $\|\mathbf{x}\|_\Omega^2 = \text{tr } E[\mathbf{x}\mathbf{x}^T]$ (see [22, pp. 166-167]) then, for $T = [T_0 \ T_1]$,

$$\begin{aligned} \|\mathbf{x} - [T_0\mathbf{y} + T_1\mathcal{F}(\mathbf{y}, \mathbf{w})]\|_\Omega^2 &= \|\mathbf{x} - T\mathbf{z}\|_\Omega^2 \\ &= \text{tr } E\{(\mathbf{x} - T\mathbf{z})(\mathbf{x} - T\mathbf{z})^T\} \\ &= \|E_{xx}^{1/2}\|^2 - \|E_{xz}E_{zz}^{1/2\dagger}\|^2 \\ &\quad + \|E_{xz}E_{zz}^{1/2\dagger} - TE_{zz}^{1/2}\|^2. \end{aligned} \quad (18)$$

Therefore, the problem in (8)-(7) is reduced to

$$\min_{T: \text{rank } T \leq k} \|E_{xz}E_{zz}^{1/2\dagger} - TE_{zz}^{1/2}\|^2. \quad (19)$$

Its solution is given in [23] by

$$T = [T_0 \ T_1] = [E_{xz}E_{zz}^{\dagger 1/2}]_k E_{zz}^{\dagger 1/2} (I + N). \quad (20)$$

Let us write $U_Q \Sigma_Q V_Q^T = Q$ for the SVD of $Q = E_{xz}E_{zz}^{\dagger 1/2}$. Then by [24],

$$[E_{xz}E_{zz}^{\dagger 1/2}]_k = U_{Q,k} U_{Q,k}^T E_{xz}E_{zz}^{\dagger 1/2}. \quad (21)$$

Since $G_z = QQ^T$ then $U_{G_z} = U_Q$ and $U_{G_z,k} = U_{Q,k}$. Therefore, (20) and (21) imply

$$T = [T_0 \ T_1] = U_{G_z,k} U_{G_z,k}^T G_{xz} (I + N). \quad (22)$$

Here, on the basis of (9),

$$G_{xz} = [E_{xy} \ E_{xs}] \begin{bmatrix} E_{yy}^\dagger & \mathbb{O} \\ \mathbb{O} & E_{ss}^\dagger \end{bmatrix} = [G_{xy} \ G_{xs}] \quad (23)$$

and

$$\begin{aligned} G_z &= [E_{xy} \ E_{xs}] \begin{bmatrix} E_{yy}^\dagger & \mathbb{O} \\ \mathbb{O} & E_{ss}^\dagger \end{bmatrix} \begin{bmatrix} E_{yx} \\ E_{sx} \end{bmatrix} \\ &= E_{xy} E_{yy}^\dagger E_{yx} + E_{xs} E_{ss}^\dagger E_{sx} = G_y + G_s. \end{aligned} \quad (24)$$

Then (15), (16) and (17) follow. \blacksquare

Thus, the three-term PCA is represented by (6), (14), (15) and (16).

8. Analysis of the error associated with three-term PCA

Let us denote the error associated with the three-term PCA by

$$\varepsilon_{m,n,\ell}(T_0, T_1) = \min_{\substack{[T_0 \ T_1]: \\ \text{rank } [T_0 \ T_1] \leq k}} \|\mathbf{x} - [T_0 \mathbf{y} + T_1 \mathcal{F}(\mathbf{y}, \mathbf{w})]\|_\Omega^2. \quad (25)$$

The following theorem establishes a priori determination of $\varepsilon_{m,n,\ell}(T_0, T_1)$.

Theorem 2. *Let \mathcal{F} , T_0 and T_1 be determined by Theorem 1. Then*

$$\varepsilon_{m,n,\ell}(T_0, T_1) = \|E_{xx}^{1/2}\|^2 - \sum_{i=1}^k \sigma_i(G_z). \quad (26)$$

Proof 2. *It follows from (18) and (20) that*

$$\begin{aligned} \varepsilon_{m,n,\ell}(T_0, T_1) &= \|E_{xx}^{1/2}\|^2 - \|E_{xz} E_{zz}^{1/2\dagger}\|^2 + \|E_{xz} E_{zz}^{1/2\dagger} - [E_{xz} E_{zz}^{1/2\dagger}]_k E_{zz}^{1/2\dagger} (I + N) E_{zz}^{1/2}\|^2 \\ &= \|E_{xx}^{1/2}\|^2 - \|E_{xz} E_{zz}^{1/2\dagger}\|^2 + \|E_{xz} E_{zz}^{1/2\dagger} - [E_{xz} E_{zz}^{1/2\dagger}]_k\|^2. \end{aligned} \quad (27)$$

The latter is true because by Lemma 42 in [22, p. 311],

$$[E_{xz}E_{zz}^{\dagger 1/2}]_k = [E_{xz}E_{zz}^{\dagger 1/2}]_k E_{zz}^{\dagger 1/2} E_{zz}^{1/2}.$$

Then

$$\begin{aligned} \varepsilon_{m,n,\ell}(T_0, T_1) &= \|E_{xx}^{1/2}\|^2 - \sum_{i=1}^m \sigma_i(G_z) + \sum_{i=k+1}^m \sigma_i(G_z) \\ &= \|E_{xx}^{1/2}\|^2 - \sum_{i=1}^k \sigma_i(G_z). \end{aligned} \quad (28)$$

Thus, (26) is true. ■

9. Advantages of three-term PCA

Here and in Section 11 below, we justify in detail the advantages of the three-term PCA that have been highlighted in Section 3.

9.1. Solution of Problem 2. Improvement in the associated error compared to PCA and GBT1

We wish to show that the error associated with the three-term PCA, $\varepsilon_{m,n,\ell}(T_0, T_1)$, is less than that of PCA and the GBT1 [24]. A similar statement has been provided in Corollary 3 in [25] under the condition which is difficult to verify. In Theorems 3 and 4 below, we show that the condition can be omitted. Let us denote the error associated with the GBT1 by

$$\varepsilon_{m,n}(B_0) = \min_{\substack{B_0 \in \mathbb{R}^{m \times n}; \\ \text{rank}(B_0) \leq k}} \|\mathbf{x} - B_0 \mathbf{y}\|_{\Omega}^2. \quad (29)$$

Matrix $B_0 = R_1 P_1$ that solves the RHS in (29) follows from (3) if $R_1 P_2 \mathbf{v} = \mathbf{0}$ (see Section 2).

Theorem 3. *For any non-zero random vectors \mathbf{x}, \mathbf{y} and \mathbf{w} ,*

$$\varepsilon_{m,n,\ell}(T_0, T_1) \leq \varepsilon_{m,n}(B_0). \quad (30)$$

If $G_s = E_{xs}E_{ss}^\dagger E_{sx}$ is positive definite then

$$\varepsilon_{m,n,\ell}(T_0, T_1) < \varepsilon_{m,n}(B_0). \quad (31)$$

Proof 3. It is known [24] that

$$\varepsilon_{m,n}(B_0) = \|E_{xx}^{1/2}\|^2 - \sum_{i=1}^k \sigma_i(G_y). \quad (32)$$

Consider $G_z = G_y + (G_z - G_y)$. Clearly, $G_z - G_y$ is a symmetric matrix. Then on the basis of (12) in the above Proposition 4,

$$\sigma_i(G_y) + \sigma_m(G_z - G_y) \leq \sigma_i(G_z), \quad (33)$$

where

$$G_z - G_y = G_s = MM^T$$

and $M = E_{xs}E_{ss}^\dagger^{1/2}$. Thus, by Theorem 7.3 in [27], $G_z - G_y$ is a positive semi-definite matrix and then all its eigenvalues are nonnegative [9, p. 167], i.e., $\sigma_i(G_z - G_y) \geq 0$. Therefore, (33) implies $\sigma_i(G_y) \leq \sigma_i(G_z)$, for all $i = 1, \dots, n$, and then

$$\sum_{i=1}^k \sigma_i(G_y) \leq \sum_{i=1}^k \sigma_i(G_z). \quad (34)$$

As a result, (30) follows from (26), (32) and (34). In particular, if G_s is positive definite then $\sigma_i(G_z - G_y) > 0$, for $i = 1, \dots, n$ and therefore, (31) is true. ■

In the following Theorem 4, we refine the result obtained in the above Theorem 3.

Theorem 4. Let, as before, $k = \min\{m, n\}$. There exists $\gamma \in [\sigma_m(G_s), \sigma_1(G_s)]$ such that

$$\varepsilon_{m,n,\ell}(T_0, T_1) = \varepsilon_{m,n}(B_0) - k\gamma, \quad (35)$$

i.e., the error associated with the three-term PCA is less than that of the GBT1 by $k\gamma$.

Proof 4. The Weyl's inequality in (12) and the equality in (24) imply, for $i = 1, \dots, m$,

$$\sigma_i(G_y) + \sigma_m(G_s) \leq \sigma_i(G_z) \leq \sigma_i(G_y) + \sigma_1(G_s)$$

which, in turn, implies

$$\sigma_m(G_s) \leq \sigma_i(G_z) - \sigma_i(G_y) \leq \sigma_1(G_s)$$

and

$$\sum_{i=1}^k \sigma_m(G_s) \leq \sum_{i=1}^k [\sigma_i(G_z) - \sigma_i(G_y)] \leq \sum_{i=1}^k \sigma_1(G_s).$$

Therefore,

$$k\sigma_m(G_s) \leq \sum_{i=1}^k \sigma_i(G_z) - \sum_{i=1}^k \sigma_i(G_y) \leq k\sigma_1(G_s)$$

and

$$k\sigma_m(G_s) \leq \left(\|E_{xx}^{1/2}\|^2 - \sum_{i=1}^k \sigma_i(G_y) \right) - \left(\|E_{xx}^{1/2}\|^2 - \sum_{i=1}^k \sigma_i(G_z) \right) \leq k\sigma_1(G_s).$$

Thus

$$k\sigma_m(G_s) \leq \varepsilon_{m,n}(B_0) - \varepsilon_{m,n,\ell}(T_0, T_1) \leq k\sigma_1(G_s)$$

and

$$\frac{\varepsilon_{m,n}(B_0) - \varepsilon_{m,n,\ell}(T_0, T_1)}{k} \in [\sigma_m(G_s), \sigma_1(G_s)],$$

and then (35) follows. ■

Remark 1. If G_s is a full rank matrix then $\sigma_m(G_s) \neq 0$ and therefore, $\gamma \neq 0$, i.e. in this case, (35) implies that $\varepsilon_{m,n,\ell}(T_0, T_1)$ is always less than $\varepsilon_{m,n}(B_0)$. If $\text{rank}(G_s) = r_s$ where $r_s < m$ then $\sigma_m(G_s) = 0$ and $\gamma \in [0, \sigma_1(G_s)]$, i.e. in this case, γ might be equal to 0.

Remark 2. Recall that PCA is a particular case of the GBT1 (see Section 2). Therefore, in Theorems 3 and 4, $\varepsilon_{m,n}(B_0)$ can be treated as the error associated with PCA, under the restriction that matrix E_{yy} is non-singular.

9.2. Decrease in the error associated with the three-term PCA with the increase in the injection dimension

In Theorem 5 that follows we show that the error $\varepsilon_{m,n,\ell}(T_0, T_1)$ associated with the three-term PCA (represented by (6), (14)–(16)) can be decreased if vector \mathbf{s} is extended to a new vector $\tilde{\mathbf{s}}$ of a dimension which is larger than that of vector \mathbf{s} . The vector $\tilde{\mathbf{s}}$ is constructed as $\tilde{\mathbf{s}} = [\mathbf{s}^T \mathbf{g}^T]^T$ where $\mathbf{g} = \mathbf{h} - G_{hz}\mathbf{z} \in L^2(\Omega, \mathbb{R}^\eta)$, $G_{hz} = E_{hz}E_{zz}^\dagger$ and $\mathbf{h} \in L^2(\Omega, \mathbb{R}^\eta)$ is arbitrary. As we mentioned before, similar to \mathbf{w} -injection, vector \mathbf{h} is called the \mathbf{h} -injection. As before, \mathbf{s} is defined by (14) and $\mathbf{z} = [\mathbf{y}^T \mathbf{s}^T]^T$. Thus, $\tilde{\mathbf{s}} \in L^2(\Omega, \mathbb{R}^{(\ell+\eta)})$ while $\mathbf{s} \in L^2(\Omega, \mathbb{R}^\ell)$, i.e. the dimension of $\tilde{\mathbf{s}}$ is larger than that of \mathbf{s} by η entries. In terms of $\tilde{\mathbf{s}}$, the three-term PCA is represented as

$$\mathcal{S}(\mathbf{y}, \mathbf{w}, \mathbf{h}) = S_0\mathbf{y} + S_1\tilde{\mathbf{s}}, \quad (36)$$

where similar to T_0 and T_1 in (16), and for $\tilde{\mathbf{z}} = [\mathbf{y}^T \tilde{\mathbf{s}}^T]^T$, matrices S_0 and S_1 are given by

$$S_0 = U_{G_{\tilde{z}},k} U_{G_{\tilde{z}},k}^T G_{xy} \quad \text{and} \quad S_1 = U_{G_{\tilde{z}},k} U_{G_{\tilde{z}},k}^T G_{x\tilde{s}}. \quad (37)$$

Here, $G_{\tilde{z}} = G_y + G_{\tilde{s}}$ and $G_{\tilde{s}} = E_{x\tilde{s}}E_{\tilde{s}\tilde{s}}^\dagger E_{\tilde{s}x}$. The associated error is denoted by

$$\varepsilon_{m,n,\ell+\eta}(S_0, S_1) = \min_{\substack{[S_0 \ S_1] \in \mathbb{R}^{m \times (n+\ell+\eta)}: \\ \text{rank}[S_0 \ S_1] \leq k}} \|\mathbf{x} - [S_0\mathbf{y} + S_1\tilde{\mathbf{s}}]\|_\Omega^2. \quad (38)$$

Theorem 5. For any non-zero random vectors $\mathbf{x}, \mathbf{y}, \mathbf{w}$ and \mathbf{h} ,

$$\varepsilon_{m,n,\ell+\eta}(S_0, S_1) \leq \varepsilon_{m,n,\ell}(T_0, T_1). \quad (39)$$

If $G_s = E_{xs}E_{ss}^\dagger E_{sx}$ is positive definite then

$$\varepsilon_{m,n,\ell+\eta}(S_0, S_1) < \varepsilon_{m,n,\ell}(T_0, T_1). \quad (40)$$

Proof 5. Let us represent S_1 in terms of two blocks, S_{11} and S_{12} , i.e., $S_1 = [S_{11} \ S_{12}]$, and also write $\hat{S} = [S_0 \ S_{11}]$. Then

$$\begin{aligned} & \min_{\substack{[S_0 \ S_1] \in \mathbb{R}^{m \times (n+\ell+\eta)}: \\ \text{rank } [S_0 \ S_1] \leq k}} \|\mathbf{x} - [S_0 \mathbf{y} + S_1 \tilde{\mathbf{s}}]\|_\Omega^2 \\ &= \min_{\substack{[S_0 \ S_1] \in \mathbb{R}^{m \times (n+\ell+\eta)}: \\ \text{rank } [S_0 \ S_1] \leq k}} \left\| \mathbf{x} - \left[S_0 \mathbf{y} + S_1 \begin{bmatrix} \mathbf{s} \\ \mathbf{g} \end{bmatrix} \right] \right\|_\Omega^2 \\ &= \min_{\substack{[S_0 \ S_1] \in \mathbb{R}^{m \times (n+\ell+\eta)}: \\ \text{rank } [S_0 \ S_1] \leq k}} \|\mathbf{x} - [S_0 \mathbf{y} + S_{11} \mathbf{s} + S_{12} \mathbf{g}]\|_\Omega^2 \\ &= \min_{\substack{[S_0 \ S_1] \in \mathbb{R}^{m \times (n+\ell+\eta)}: \\ \text{rank } [S_0 \ S_1] \leq k}} \|\mathbf{x} - [\hat{S} \mathbf{z} + S_{12} \mathbf{g}]\|_\Omega^2. \end{aligned} \quad (41)$$

Here, $[S_0 \ S_1] = [S_0 \ S_{11} \ S_{12}] = [\hat{S} \ S_{12}]$. Therefore,

$$\begin{aligned} & \min_{\substack{[S_0 \ S_1] \in \mathbb{R}^{m \times (n+\ell+\eta)}: \\ \text{rank } [S_0 \ S_1] \leq k}} \|\mathbf{x} - [\hat{S} \mathbf{z} + S_{12} \mathbf{g}]\|_\Omega^2 \\ &= \min_{\substack{[\hat{S} \ S_{12}] \in \mathbb{R}^{m \times (n+\ell+\eta)}: \\ \text{rank } [\hat{S} \ S_{12}] \leq k}} \|\mathbf{x} - [\hat{S} \mathbf{z} + S_{12} \mathbf{g}]\|_\Omega^2. \end{aligned} \quad (42)$$

In (25), let us write $\varepsilon_{m,n,\ell}(T_0, T_1)$ in terms of \mathbf{s} ,

$$\varepsilon_{m,n,\ell}(T_0, T_1) = \min_{\substack{[T_0 \ T_1] \in \mathbb{R}^{m \times (n+\ell)}: \\ \text{rank } [T_0 \ T_1] \leq k}} \|\mathbf{x} - [T_0 \mathbf{y} + T_1 \mathbf{s}]\|_\Omega^2. \quad (43)$$

Then by (30) in Theorem 3,

$$\begin{aligned}
& \min_{\substack{[\hat{S} \ S_{12}] \in \mathbb{R}^{m \times (n+\ell+\eta)}: \\ \text{rank} [\hat{S} \ S_{12}] \leq k}} \|\mathbf{x} - [\hat{S}\mathbf{z} + S_{12}\mathbf{g}]\|_{\Omega}^2 \\
& \leq \min_{\substack{T \in \mathbb{R}^{m \times (n+\ell)}: \\ \text{rank}(T) \leq k}} \|\mathbf{x} - T\mathbf{z}\|_{\Omega}^2 \\
& = \min_{\substack{[T_1 \ T_2] \in \mathbb{R}^{m \times (n+\ell)}: \\ \text{rank} [T_1 \ T_2] \leq k}} \left\| \mathbf{x} - [T_0 \ T_1] \begin{bmatrix} \mathbf{y} \\ \mathbf{s} \end{bmatrix} \right\|_{\Omega}^2 \\
& = \min_{\substack{[T_0 \ T_1] \in \mathbb{R}^{m \times (n+\ell)}: \\ \text{rank} [T_0 \ T_1] \leq k}} \|\mathbf{x} - [T_0\mathbf{y} + T_1\mathbf{s}]\|_{\Omega}^2, \tag{44}
\end{aligned}$$

where $T = [T_0 \ T_1]$, $T_0 \in \mathbb{R}^{m \times n}$ and $T_1 \in \mathbb{R}^{m \times \ell}$. Then (39) follows from (42) and (44), and (31) implies (40). \blacksquare

Remark 3. An intuitive explanation of the statement of Theorem 5 is that the increase in the dimension of vector $\tilde{\mathbf{s}}$ implies the increase in the dimension of matrix S_1 in (36) so that $S_1 \in \mathbb{R}^{m \times (n+\ell+\eta)}$ while in (6), (14)–(16), $T_1 \in \mathbb{R}^{m \times (n+\ell)}$. Therefore, the optimal matrix S_1 has $m \times \eta$ entries more than T_1 to further minimize the associated error. As a result, the three-term PCA in form (36), for the same number of principal components k , provides the more accurate reconstruction of \mathbf{x} than the three-term PCA in form (6).

9.3. Decrease in the error associated with the three-term PCA compared with that of the GBT2 and GKLT

In Theorem 6 below, we show that the three-term PCA in (36)–(37) provides the associated accuracy which is better than that of the GBT2 in (1)–(3). Let us denote the error associated with the GBT2 by

$$\varepsilon_{m,n}(B_0, B_1) = \min_{\substack{[B_0 \ B_1] \in \mathbb{R}^{m \times (2n)}: \\ \text{rank} [B_0 \ B_1] \leq k}} \|\mathbf{x} - [B_0\mathbf{y} + B_1\mathbf{v}]\|_{\Omega}^2, \tag{45}$$

where $B_0 = R_1 P_1$ and $B_1 = R_1 P_2$ are determined by (3). In fact, the result below is a version of Theorem 5 as follows.

Theorem 6. Let $\mathbf{s} = \mathbf{v}$ where $\ell = n$, and random vector \mathbf{v} is the same as in (1)-(3). Then for any non-zero random vectors \mathbf{x}, \mathbf{y} and \mathbf{h} ,

$$\varepsilon_{m,n,n+\eta}(S_0, S_1) \leq \varepsilon_{m,n}(B_0, B_1). \quad (46)$$

If $G_s = E_{xs}E_{ss}^\dagger E_{sx}$ is positive definite then

$$\varepsilon_{m,n,n+\eta}(S_0, S_1) < \varepsilon_{m,n}(B_0, B_1). \quad (47)$$

Proof 6. We observe that Theorem 5 is true for any form of \mathbf{s} . In particular, it is true for $\mathbf{s} = \mathbf{v}$ where $\ell = n$ and random vector \mathbf{v} is the same as in (1)-(3). Then (46) and (47) follow from (39) and (40), respectively. ■

Remark 4. Theorem 6 is also valid for $\mathbf{s} = \mathbf{y}^2$ with $\ell = n$. Thus, in this case, the three-term PCA in (36)-(37) provides the associated accuracy which is better than that of the GKL in (4).

10. Special cases of three-term PCA

In both forms of the three-term PCA represented by (6) and (36), vectors \mathbf{s} and $\tilde{\mathbf{s}}$ are constructed from auxiliary random vectors called \mathbf{w} -injection and \mathbf{h} -injection, respectively, which are assumed to be arbitrary. At the same time, a natural desire is to understand if there are approaches for choosing \mathbf{w} and \mathbf{h} which may (or may not) improve the three-term PCA performance. Here, such approaches are considered.

10.1. Case 1. Choice of \mathbf{w} on the basis of Weierstrass theorem

For the three-term PCA represented by (6), a seemingly reasonable choice of vector \mathbf{w} is $\mathbf{w} = \mathbf{y}^2$ where \mathbf{y}^2 is defined by the Hadamard product, $\mathbf{y}^2 = \mathbf{y} \circ \mathbf{y}$, i.e. by $\mathbf{y}^2(\omega) = [\mathbf{y}_1^2(\omega), \dots, \mathbf{y}_n^2(\omega)]^T$, for all $\omega \in \Omega$. This is because if $\mathcal{T}(\mathbf{y}, \mathbf{w})$ in (6) is written as $\mathcal{T}(\mathbf{y}, \mathbf{y}^2) = T_0\mathbf{y} + T_1\mathcal{F}(\mathbf{y}, \mathbf{y}^2)$, then $\mathcal{T}(\mathbf{y}, \mathbf{y}^2)$ can be interpreted as a polynomial of the second degree. If T_0 and T_1 are defined by Theorem 1

then $\mathcal{T}(\mathbf{y}, \mathbf{y}^2)$ can be considered as an approximation to an ‘idealistic’ transform \mathcal{P} such that $\mathbf{x} = \mathcal{P}(\mathbf{y})$. On the basis of the Stone-Weierstrass theorem [16, 21], $\mathcal{T}(\mathbf{y}, \mathbf{y}^2)$ should seemingly provide a better associated approximation accuracy of $\mathcal{P}(\mathbf{y})$ than that of the first degree polynomial $\mathcal{T}(\mathbf{y}) = T_0\mathbf{y}$. Nevertheless, the constraint of the reduced ranks implies a deterioration of $\mathcal{P}(\mathbf{y})$ approximation by $\mathcal{T}(\mathbf{y}, \mathbf{y}^2) = T_0\mathbf{y} + T_1\mathbf{y}^2$. That constraint is not a condition of the Stone-Weierstrass theorem. To the best of our knowledge, an extension of the Stone-Weierstrass theorem to a best *rank constrained* estimation of \mathbf{x} is still not justified. Further, if for example, $\mathbf{y} = \mathbf{x} + \boldsymbol{\xi}$ where $\boldsymbol{\xi}$ is a random noise, then $\mathbf{y}^2 = \mathbf{x}^2 + 2\mathbf{x} \circ \boldsymbol{\xi} + \boldsymbol{\xi}^2$, i.e., \mathbf{y}^2 becomes even more corrupted than \mathbf{y} . Another inconvenience is that a knowledge or evaluation of matrices E_{xy^2} and $E_{y^2y^2}$ is difficult. For the above reasons, the choice of \mathbf{w} in the form $\mathbf{w} = \mathbf{y}^2$ is not preferable.

10.2. Case 2. Choice of \mathbf{w} as an optimal estimate of \mathbf{x}

Another seemingly reasonable choice of \mathbf{w} -injection in (6) is $\mathbf{w} = A\mathbf{y}$ where $A = E_{xy}E_{yy}^\dagger$, i.e. $\mathbf{w} = E_{xy}E_{yy}^\dagger\mathbf{y}$ is the optimal minimal-norm linear estimation of \mathbf{x} [22]. Nevertheless, in this case, $\mathbf{s} = A(\mathbf{y} - E_{yy}E_{yy}^\dagger\mathbf{y})$ and then

$$E_{xs} = (E_{xy} - E_{xy}E_{yy}^\dagger E_{yy})A^T = \mathbb{O}$$

since $E_{xy} = E_{xy}E_{yy}^\dagger E_{yy}$ [22, p. 168]. The latter implies $E_{xs}E_{ss}^\dagger = \mathbb{O}$. As a result, by (16), $T_1 = \mathbb{O}$ and then in (6), $\mathcal{T}(\mathbf{y}, \mathbf{w}) = T_0\mathbf{y}$. In other words, this choice of \mathbf{w} is unreasonable since then the three-term PCA in (6), (16) is reduced to the GBT1 in [24].

10.3. Case 3. Choice of \mathbf{h} : ‘worse is better’

It has been shown in Theorem 5 that the error associated with the three-term PCA represented by (36) decreases if vector $\mathbf{s} \in L^2(\Omega, \mathbb{R}^\ell)$ is replaced with a new vector $\tilde{\mathbf{s}} \in L^2(\Omega, \mathbb{R}^{(\ell+\eta)})$ of a larger dimension. Recall, in (36), $\tilde{\mathbf{s}}$ is formed from an arbitrary $\mathbf{h} \in L^2(\Omega, \mathbb{R}^\eta)$. In particular, for $\eta = 0$, (39) implies

$\varepsilon_{m,n,\ell+\eta}(S_0, S_1) = \varepsilon_{m,n,\ell}(T_0, T_1)$. Thus, the increase in η implies the decrease in the error associated with the three-term PCA represented by (36). Thus, a reasonable (and quite surprising) choice of \mathbf{h} is as follows: \mathbf{h} is random and η is large. This is similar to the concept ‘worse is better’ [6], i.e., a random \mathbf{h} with large dimension η (‘worse’) is a preferable option (‘better’) in terms of practicality and usability over, for example, the choice of \mathbf{w} considered, for instance, in Case 1. In Case 1, the dimension of $\mathbf{w} = \mathbf{y}^2$ is n and cannot be changed while dimension ℓ can vary and, in particular, can be increased. Another advantage over Case 1 is that there is no need to evaluate matrices E_{xy^2} and $E_{y^2y^2}$ as required in Case 1.

In Example 1 that follows, we numerically illustrate Theorem 5 and Case 3.

Example 1. Let $\mathbf{x} = [\mathbf{x}_1, \dots, \mathbf{x}_m]^T \in L^2(\Omega, \mathbb{R}^m)$ represent a temperature distribution in m locations in Australia. Entries of \mathbf{x} and corresponding locations are represented in Table 1.

Entry	Location	Entry	Location
\mathbf{x}_1	Canberra	\mathbf{x}_{18}	Perth
\mathbf{x}_2	Tuggeranong	\mathbf{x}_{19}	Kalgoorlie-Boulder
\mathbf{x}_3	Sydney	\mathbf{x}_{20}	Broome
\mathbf{x}_4	Penrith	\mathbf{x}_{21}	Hobart
\mathbf{x}_5	Wollongong	\mathbf{x}_{22}	Launceston
\mathbf{x}_6	Melbourne	\mathbf{x}_{23}	Devonport
\mathbf{x}_7	Ballarat	\mathbf{x}_{24}	Darwin
\mathbf{x}_8	Albury-Wodonga	\mathbf{x}_{25}	Alice Springs
\mathbf{x}_9	Bendigo	\mathbf{x}_{26}	Tennant Creek
\mathbf{x}_{10}	Brisbane	\mathbf{x}_{27}	Casey
\mathbf{x}_{11}	Cairns	\mathbf{x}_{28}	Davis
\mathbf{x}_{12}	Townsville	\mathbf{x}_{29}	Mawson
\mathbf{x}_{13}	Gold Coast	\mathbf{x}_{30}	Macquarie Island
\mathbf{x}_{14}	Adelaide	\mathbf{x}_{31}	Christmas Island
\mathbf{x}_{15}	Mount Gambier	\mathbf{x}_{32}	Cocos Island
\mathbf{x}_{16}	Renmark	\mathbf{x}_{33}	Norfolk Island
\mathbf{x}_{17}	Port Lincoln	\mathbf{x}_{34}	Howe Island

Table 1: Distribution of entries of signal \mathbf{x} and locations in Australia.

Suppose $\omega \in \Omega$ is associated with time $t_\omega \in [0, 24]$ of the temperature measurement. Then $\mathbf{x}_j(\omega)$, for $j = 1, \dots, m$, is a temperature in the j th location at

time t_ω . The values of the minimum and maximum daily temperature, and the temperature at 9am and 3pm, in $m = 34$ specific locations of Australia, for each day in 2016, are provided⁴ by the Bureau of Meteorology of the Australian Government [2]. In particular, the distribution of the maximum daily temperature in 2016 in all 34 locations in Australia is diagrammatically represented in Fig. 1. Let t_{\min} and t_{\max} denote times when minimal and maximum temperature occur. We denote by $\omega_{t_{\min}}$, $\omega_{t_{\max}}$, ω_{9am} and ω_{3pm} outcomes associated with times t_{\min} , t_{\max} , 9am and 3pm, respectively. Further, for $j = 1, \dots, m$, we denote by $\mathbf{x}_{j,(\text{date})}(\omega)$ a temperature in the j -th location at time t_ω on the date labeled as ‘date’. For example, on 07/07/2016, the corresponding temperature values in Ballarat are $\mathbf{x}_{7,(07/07/2016)}(\omega_{t_{\min}}) = 7.4$, $\mathbf{x}_{7,(07/07/2016)}(\omega_{9am}) = 8.1$, $\mathbf{x}_{7,(07/07/2016)}(\omega_{3pm}) = 9.2$, $\mathbf{x}_{7,(07/07/2016)}(\omega_{t_{\max}}) = 9.5$.

Let $\mathbf{y} = A\mathbf{x} + \boldsymbol{\xi}$ where $A \in \mathbb{R}^{m \times m}$ is an arbitrary matrix with uniformly distributed random entries and $\boldsymbol{\xi} \in L^2(\Omega, \mathbb{R}^m)$ is white noise, i.e. $E_{\boldsymbol{\xi}\boldsymbol{\xi}} = \sigma^2 I$. Further, let $\mathbf{w} \in L^2(\Omega, \mathbb{R}^\ell)$ and $\mathbf{h} \in L^2(\Omega, \mathbb{R}^\eta)$ be Gaussian random vectors used in the three-term PCA given by (36), (37). It is assumed that noise $\boldsymbol{\xi}$ is uncorrelated with \mathbf{x} , \mathbf{w} and \mathbf{h} . Covariance matrices are represented in terms of samples. For example, $E_{xw} = \frac{1}{p}XW^T$ and $E_{hh} = \frac{1}{p}HH^T$ where $X \in \mathbb{R}^{m \times p}$, $W \in \mathbb{R}^{\ell \times p}$ and $H \in \mathbb{R}^{\eta \times p}$ are samples of \mathbf{x} , \mathbf{w} and \mathbf{h} , and p is the number of samples. Other covariance matrices are represented similarly. In this example, we consider four specific samples of \mathbf{x} as follows. Matrices $X = X_{9am} \in \mathbb{R}^{m \times 366}$ and $X = X_{3pm} \in \mathbb{R}^{m \times 366}$ represent the temperature taken each day in 2016 at 9am in all m locations. Entries of matrices $X_{\max} \in \mathbb{R}^{m \times 366}$ and $X_{\min} \in \mathbb{R}^{m \times 366}$ are values of the maximum and minimum temperature, respectively, for each day in 2016 in all m locations. The database was taken from the Bureau of Meteorology website of Australian Government [2]. Matrices W and H were created by MATLAB command `rand(m,p)`.

⁴There were 366 days in 2016. There are four values of temperature per day. Thus, we have 1464 temperature values for 2016. From a statistical point of view, the temperature measurements should be provided in more times of a day but such data are not available for us.

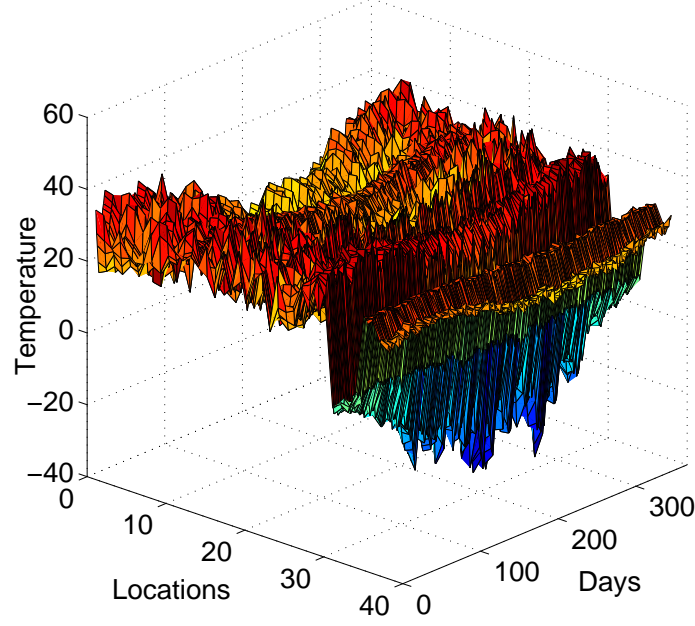


Figure 1: Values of maximal temperature in 34 locations of Australia in 2016

We consider eight different cases of simulations. In each case, matrix X is chosen either as one of matrices X_{9am} , X_{3pm} , X_{min} , X_{max} , or their combinations as follows: For each case, the diagrams of the error associated with the

	Case 1	Case 2	Case 3	Case 4	Case 5
X	X_{min}	X_{9am}	X_{3pm}	X_{max}	$[X_{9am}, X_{3pm}]$
p	366	366	366	366	732

	Case 6	Case 7	Case 8
X	$[X_{min}, X_{max}]$	$[X_{min}, X_{9am}, X_{3pm}]$	$[X_{min}, X_{9am}, X_{3pm}, X_{max}]$
p	732	1098	1464

GBT1, GBT2 and three-terms PCA in form (36)-(37), for $m = \ell = 34$, $k = 17$ and $\sigma = 1$, versus the dimension $\eta = 0, 1, \dots, 500$ of vector \mathbf{h} are shown in Fig. 2.

It follows from the diagrams for all cases represented in Fig. 2, that the

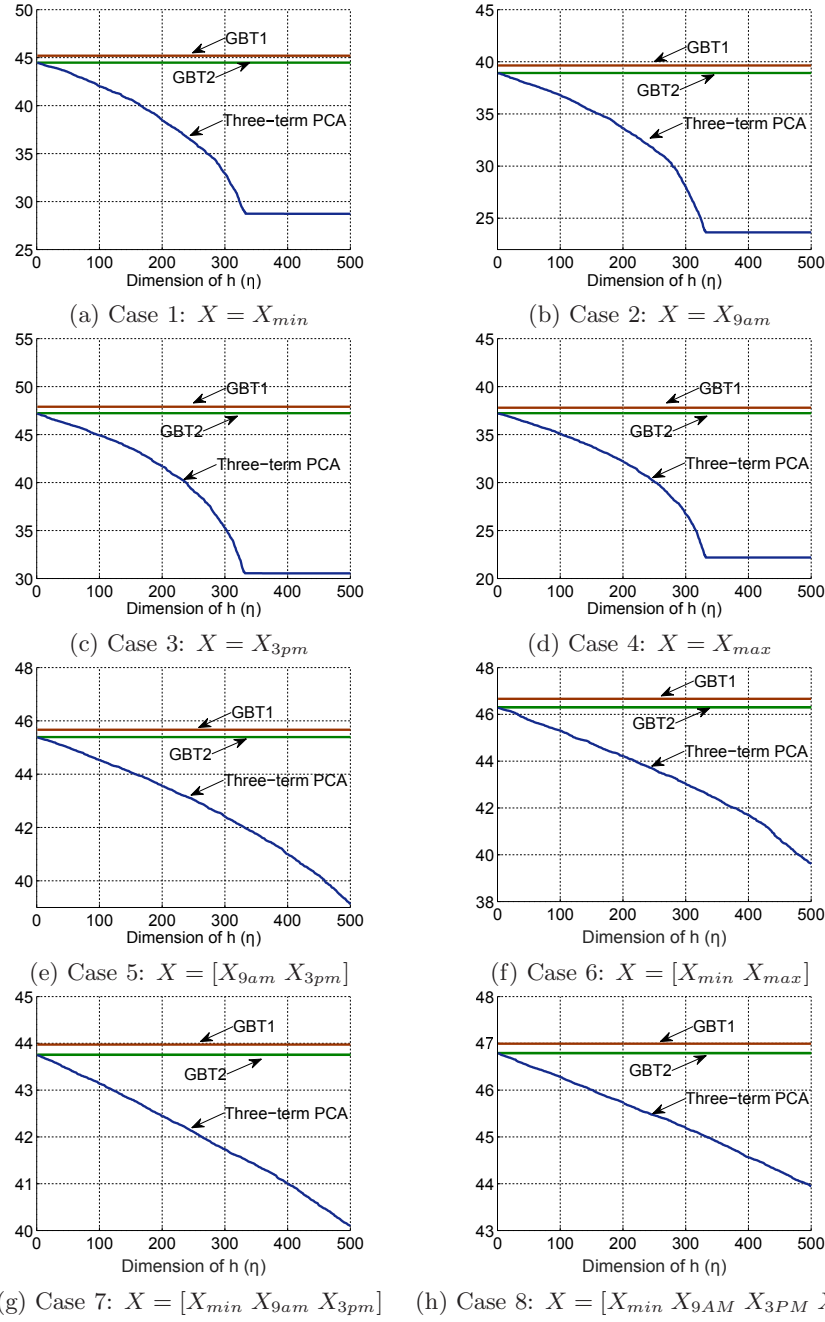


Figure 2: Errors associated with the GBT1, GBT2 and three-terms PCA versus dimension η of H .

error associated with the three-term PCA decreases as η increases. This is the numerical illustration of Theorem 5 and the Case 3 considered in Section 10.3. In particular, in Figs. 2 (a)-(d), for $\eta = 335, \dots, 500$, the error associated with the three-term PCA coincides with that of the GBT1 applied to the case when $\mathbf{y} = \mathbf{x}$, i.e., with that of PCA applied to the data without any noise.

Further, Fig. 3 illustrates the following observation. For $\sigma \in [0, 2]$ and $\eta \in [0, 300]$, the behavior of the error associated with the three-term PCA is similar: the increase in η implies the decrease in the error. Interestingly, for $\eta \in [300, 500]$, the error remains constantly small regardless of the value of σ . Similar to the above, for $\eta \in [300, 500]$, the error associated with the three-term PCA coincides with that that of PCA applied to the data without any noise.

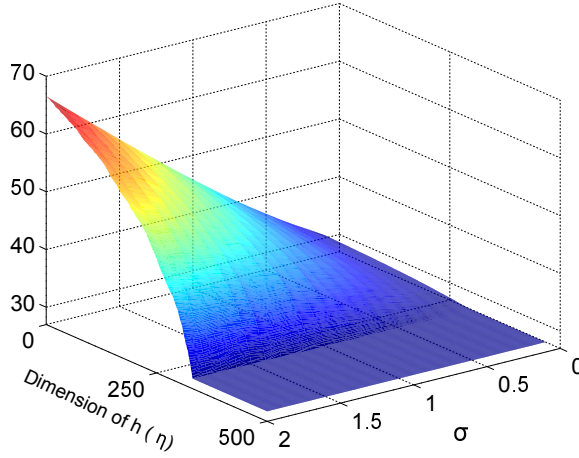


Figure 3: Diagrams of errors associated with the three-terms PCA versus dimension η of \mathbf{h} and values of σ of $E_{\xi\xi}$.

10.4. Case 4. Pure filtering

One more special case of the three-term PCA is as follows. Consider transform \mathcal{T}_1 defined by

$$\mathcal{T}_1(\mathbf{y}, \mathbf{w}) = A_0 \mathbf{y} + A_1 \mathcal{F}(\mathbf{y}, \mathbf{w}), \quad (48)$$

where $A_0 \in \mathbb{R}^{m \times n}$ and $A_1 \in \mathbb{R}^{m \times \ell}$ are full rank matrices. Optimal A_0 and A_1 are determined from the solution of the following problem: Given E_{xy} , E_{yy} , E_{yw} are E_{ww} , find full rank A_0 and A_1 that solve

$$\min_{A_0, A_1} \|\mathbf{x} - [A_0 \mathbf{y} + A_1 \mathcal{F}(\mathbf{y}, \mathbf{w})]\|_{\Omega}^2. \quad (49)$$

In other words, \mathcal{T}_1 is a pure filter, with no principal component determination. As before, we write $\mathbf{s} = \mathcal{F}(\mathbf{y}, \mathbf{w}) = \mathbf{w} - E_{wy} E_{yy}^{\dagger} \mathbf{y}$. We call \mathcal{T}_1 the three-term filter (TTF).

Theorem 7. *Minimal norm solution to problem (49) is given by*

$$A_0 = E_{xy} E_{yy}^{\dagger} \quad \text{and} \quad A_1 = E_{xs} E_{ss}^{\dagger}. \quad (50)$$

The associated error is represented by

$$\begin{aligned} \min_{A_0, A_1} \|\mathbf{x} - [A_0 \mathbf{y} + A_1 \mathbf{s}]\|_{\Omega}^2 \\ = \|E_{xx}^{1/2}\|^2 - \|[E_{xy} E_{yy}^{1/2 \dagger} \quad E_{xs} E_{ss}^{1/2 \dagger}]\|^2. \end{aligned} \quad (51)$$

Proof 7. Optimal full rank A_0 and A_1 given by (50) follow from (20) where $E_{zz}^{\dagger 1/2}$ is represented by $E_{zz}^{\dagger 1/2} = \begin{bmatrix} E_{yy}^{\dagger 1/2} & \mathbb{O} \\ \mathbb{O} & E_{ss}^{\dagger 1/2} \end{bmatrix}$ and $[E_{xz} E_{zz}^{\dagger 1/2}]_k$ should be replaced with $E_{xz} E_{zz}^{\dagger 1/2}$. Further, for $A = [A_0 \ A_1]$,

$$\|\mathbf{x} - [A_1 \mathbf{y} + A_1 \mathbf{s}]\|_{\Omega}^2 = \|E_{xx}^{1/2}\|^2 - \|E_{xz} E_{zz}^{1/2 \dagger}\|^2 + \|E_{xz} E_{zz}^{1/2 \dagger} - A E_{zz}^{1/2}\|^2. \quad (52)$$

For A_0 and A_1 given by (50), $A = [E_{xy} E_{yy}^{\dagger} \ E_{xs} E_{ss}^{\dagger}] = E_{xz} E_{zz}^{\dagger}$. Therefore,

$$\begin{aligned} \min_{A_1, A_1} \|\mathbf{x} - [A_1 \mathbf{y} + A_1 \mathbf{s}]\|_{\Omega}^2 &= \|E_{xx}^{1/2}\|^2 - \|E_{xz} E_{zz}^{1/2 \dagger}\|^2 \\ &\quad + \|E_{xz} E_{zz}^{1/2 \dagger} - E_{xz} E_{zz}^{\dagger} E_{zz}^{1/2}\|^2 \\ &= \|E_{xx}^{1/2}\|^2 - \|E_{xz} E_{zz}^{1/2 \dagger}\|^2 \end{aligned}$$

because $E_{zz}^\dagger E_{zz}^{1/2} = E_{zz}^{1/2^\dagger}$ [22, p. 313]. Then (51) follows. \blacksquare

The accuracy of the optimal TTF \mathcal{T}_1 is better than that of the optimal linear filter $\tilde{F} = A_0 = E_{xy}E_{yy}^\dagger$ [22]. More specifically, the following is true.

Theorem 8. *The error associated with the optimal TTF \mathcal{T}_1 is less than that of the optimal linear filter $\tilde{F} = A_1$ by $\|E_{xs}E_{ss}^{1/2^\dagger}\|^2$, i.e.,*

$$\min_{A_0, A_1} \|\mathbf{x} - [A_0\mathbf{y} + A_1\mathcal{F}(\mathbf{y}, \mathbf{w})]\|_\Omega^2 = \min_{A_0} \|\mathbf{x} - A_0\mathbf{y}\|^2 - \|E_{xs}E_{ss}^{1/2^\dagger}\|_\Omega^2. \quad (53)$$

Proof 8. *The proof follows directly from (51).* \blacksquare

11. Advantages of three-term PCA (continued)

11.1. Increase in accuracy compared to that of GBT2 [24] and GKLT

The three-term PCA represented by (6) and (36) has more parameters to optimize than those in the GBT2 (1) and GKLT (4), i.e., it has more degrees of freedom to control the performance. Indeed, in the three-term PCA, the dimension of \mathbf{w} -injection and \mathbf{h} -injection are ℓ and η , and they can be varied while in the GBT2, the dimension of auxiliary vector \mathbf{v} is n and it is fixed. In the GKLT dimension of vector \mathbf{y}^2 is also fixed. Thus, in the three-term PCA, ℓ and η represent the additional degrees of freedom.

By Theorem 5, the increase in η implies the improvement in the accuracy of the three-term PCA. Thus, unlike the GBT2, the performance of the three-term PCA is improved because of the increase in the dimension of \mathbf{h} -injection.

11.2. Improvement in the associated numerical load

In a number of applied problems, dimensions m, n of associated covariance matrices are large. For instance, in the DNA array analysis [1, 26], $m = O(10^4)$. In this case, the associated numerical load needed to compute the covariance matrices increases significantly. Therefore, a method which requires a lower associated numerical load is, of course, preferable.

Here, we wish to illustrate the computational advantage of the three-term PCA represented by (6), (14) and (16) compared to that of the GBT2 in (1) and the GKLT [25]. In both methods, a pseudo-inverse matrix is evaluated by the SVD. The computational load of the three-term PCA (abbreviated as C_{PCA3}) consists of the matrix products in (16), and computation of SVDs for $E_{yy}^\dagger \in \mathbb{R}^{n \times n}$, $E_{ss}^\dagger \in \mathbb{R}^{\ell \times \ell}$ and $G_z \in \mathbb{R}^{m \times m}$. Recall that $E_{zz}^\dagger = \begin{bmatrix} E_{yy}^\dagger & \mathbb{O} \\ \mathbb{O} & E_{ss}^\dagger \end{bmatrix}$. The GBT2 computational load (C_{GBT2}) consists of computation of the matrix products in (3) and the SVD for $E_{qq}^\dagger \in \mathbb{R}^{2n \times 2n}$. The computational load of the GKLT (C_{GKLT}) contains computation of the matrix products given in [25], and computation of the SVDs for $2n \times 2n$ and $m \times 2n$ matrices. Importantly, the dimensions of matrices in the three-term PCA are less than those in the GBT2 and GKLT. For example, the dimension of E_{yy} is twice less than that of E_{qq} . This circumstance implies the decrease in the computational load of the three-term PCA compared to that in the GBT2 and GKLT. Indeed, the product of $m \times n$ and $n \times p$ matrices requires approximately $2mnp$ flops, for large n . The Golub-Reinsch SVD method (as given in [8], p. 254) requires $4mn^2 + 8n^3$ flops to compute the pseudo-inverse for a $m \times n$ matrix⁵. As a result, for $m = n = \ell$,

$$C_{PCA3} = 52m^3 + 2m^2(k+1) \quad (54)$$

while

$$C_{GBT2} = 140m^3 + 2m^2(k+2) \text{ and } C_{GKLT} = 240m^3 + 4m^2(k+1) + mk. \quad (55)$$

That is, for large m and n , C_{PCA3} is about 37% of C_{GBT2} and 22% of C_{GKLT} .

Thus, the three-term PCA may provide a better associated accuracy than that of the GBT2 and GKLT (see Section 9.3, Example 1 and Section 11.1) under the computational load which, for large m, n , is about one third of C_{GBT2} and

⁵The Golub-Reinsch SVD method appears to be more effective than other related methods considered in [8].

a quarter of C_{GKLT} . This observation is illustrated by the following numerical example.

Example 2. Let $\mathbf{y} = \mathbf{A}\mathbf{x} + \xi$ where $\mathbf{x} \in L^2(\Omega, \mathbb{R}^m)$ is a uniformly distributed random vector, $\xi \in L^2(\Omega, \mathbb{R}^m)$ is a Gaussian random vector with variance one and $\mathbf{A} \in \mathbb{R}^{m \times m}$ is a matrix with normally distributed random entries. We choose $\mathbf{w} \in L^2(\Omega, \mathbb{R}^\ell)$ as an uniformly distributed random vector. Covariance matrices E_{xx} , E_{ww} and $E_{\xi\xi}$ are represented by $E_{yy} = \frac{1}{s}YY^T$, $E_{ww} = \frac{1}{s}WW^T$, $E_{\xi\xi} = \sigma^2 I$, where $Y \in \mathbb{R}^{m \times p}$ and $W \in \mathbb{R}^{m \times p}$ are corresponding sample matrices, p is a number of samples, and $\sigma = 1$. Suppose only samples of \mathbf{y} and \mathbf{w} are available, and for simplicity let us assume that matrix \mathbf{A} is invertible. Then, in particular, $E_{xx} = \mathbf{A}^{-1}(E_{yy} - E_{\xi\xi})\mathbf{A}^{-T}$ and $E_{xy} = E_{xx}\mathbf{A}^T$.

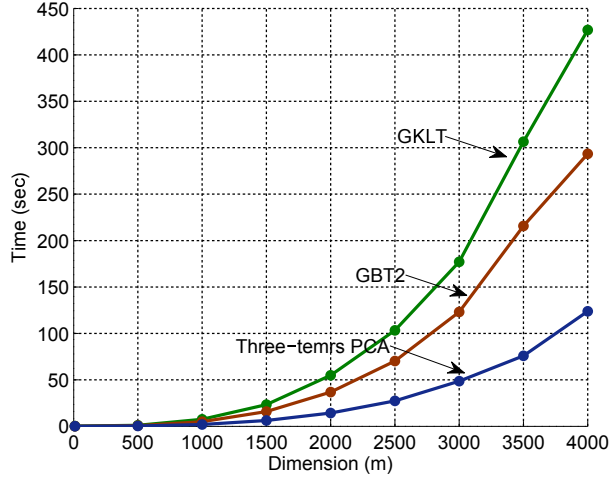


Figure 4: Example 2: Time versus matrix dimension m used to execute the three-term PCA (blue line), GBT2 (red line) and GKLT (green line).

In Fig. 4, for a randomly chosen \mathbf{A} , and $m = \ell$ and $p = 3m$, typical diagrams of time (in sec.) used to execute the three-term PCA in form (6) and (16), GBT2 (1)-(2) and GKLT [25] versus dimension m are represented. The diagrams in Fig. 4 confirm the observation made before this example, i.e., for large m , C_{PCA3} is significantly less than C_{GBT2} and C_{GKLT} (see (54) and (55), respectively).

12. Final discussion

We have developed the extension of PCA called the three-term PCA. The three-term PCA is presented in two forms considered in Sections 4, 7.2, and 9.2. The associated advantages have been detailed in Sections 9 and 11. We would like to highlight the following observation. The proposed three-term PCA is applied to observed data represented by random vector \mathbf{y} . Here, \mathbf{y} is a noisy version of original data \mathbf{x} . It is shown that in this case, the error associated with the three-term PCA, $\varepsilon_{m,n,\ell+\eta}(S_0, S_1)$, is less than that of the known generalizations of PCA, i.e. the GBT1, GKLT and GBT2 (see Section 9.3). At the same time, in the ideal case of the observed data *without any noise*, i.e. when $\mathbf{y} = \mathbf{x}$, the three-term PCA coincides with the GBT1 (with $\mathbf{y} = \mathbf{x}$ in the GBT1 as well) which is a generalization of PCA for the case of singular data. Its associated error is minimal among all transforms of the same rank and cannot be improved. Let us denote this error by $\varepsilon_{(y=x)}$. Example 1 above has discovered an important and quite unanticipated feature of the proposed technique as follows. As dimension η of \mathbf{h} -injection increases, the error $\varepsilon_{m,n,\ell+\eta}(S_0, S_1)$ decreases up to $\varepsilon_{(y=x)}$. This implies a conjecture that this is true in general, i.e. $\lim_{\eta \rightarrow \infty} \varepsilon_{m,n,\ell+\eta}(S_0, S_1) = \varepsilon_{(y=x)}$. We intend to develop a justification of this observation.

References

- [1] Orly Alter and Gene H. Golub. Singular value decomposition of genome-scale mRNA lengths distribution reveals asymmetry in RNA gel electrophoresis band broadening. *Processing of the National Academy of Sciences of USA*, 103(32):11828–11833, 2006.
- [2] Australian Government. Bureau of Meteorology. <http://www.bom.gov.au/climate/dwo/index.shtml>, 2016.
- [3] D. R. Brillinger. *Time Series: Data Analysis and Theory*. SIAM, San Francisco, 2001.

- [4] K. I. Diamantaras and S. Y. Kung. *Principal Component Neural Networks. Theory and Applications*. John Wiley & Sons, Inc., New York, 1996.
- [5] K.-L. Du and M. N. S. Swamy. *Neural Networks in Softcomputing Framework*. Springer, London, 2006.
- [6] Richard P. Gabriel. The rise of worse is better. <http://dreamsongs.com/RiseOfWorseIsBetter.html>, 1991.
- [7] Yi Gao, Jiazhong Chen, Shengsheng Yu, Jingli Zhou, and Lai-Man Po. The training of Karhunen - Loève transform matrix and its application for H.264 intra coding. *Multimedia Tools and Applications*, 41(1):111–123, 2009.
- [8] G.H. Golub and C. F. Van Loan. *Matrix Computations*. Johns Hopkins University Press, 1996.
- [9] G.H. Golub and C.F. Van Loan. *Matrix Computations*. Johns Hopkins Studies in the Mathematical Sciences. Johns Hopkins University Press, 4 edition, 2013.
- [10] D.A. Harville. *Matrix Algebra from a Statistician's Perspective*. Springer New York, 2008.
- [11] Roger A. Horn and Charles R. Johnson. *Matrix Analysis*. Cambridge University Press, 1985.
- [12] Roger A. Horn and Fuzhen Zhang. Basic Properties of the Schur Complement. In Fuzhen Zhang, editor, *The Schur Complement and Its Applications*, chapter 1, pages 17–46. Springer US, Boston, MA, 2005.
- [13] Y. Hua and Wanquan Liu. Generalized Karhunen-Loeve transform. *IEEE Signal Processing Letters*, 5(6):141–142, June 1998.
- [14] Y. Hua, M. Nikpour, and Petre Stoica. Optimal reduced-rank estimation and filtering. *IEEE Transactions on Signal Processing*, 49(3):457–469, Mar 2001.

- [15] I.T. Jolliffe. *Principal Component Analysis, Second Edition*. Springer, New York, 2002.
- [16] E. Kreyszig. *Introductory Functional Analysis with Applications*. John Wiley & Sons, Inc, New York, 1978.
- [17] Tuan Nguyen and Isao Yamada. Necessary and sufficient conditions for convergence of the DDT systems of the normalized PAST algorithms. *Signal Processing*, 94:288 – 299, 2014.
- [18] T. Piotrowski, R. Cavalcante, and I. Yamada. Stochastic MV-PURE estimator - robust reduced-rank estimator for stochastic linear model. *IEEE Transactions on Signal Processing*, 57(4):1293 – 1303, 2009.
- [19] J. A. Saghri, S. Schroeder, and A. G. Tescher. Adaptive two-stage Karhunen-Loeve-transform scheme for spectral decorrelation in hyper-spectral bandwidth compression. *Optical Engineering*, 49(5):057001–1 – 057001–7, 2010.
- [20] L. Scharf. The SVD and reduced rank signal processing. *Signal Processing*, 25(2):113 – 133, 1991.
- [21] V. Timofte. Stone-Weierstrass theorem revisited. *J. Approx. Theory*, 536:45–59, 2005.
- [22] A. Torokhti and P. Howlett. *Computational Methods for Modelling of Non-linear Systems*. Elsevier, Amsterdam, 2007.
- [23] Anatoli Torokhti and Shmuel Friedland. Towards theory of generic Principal Component Analysis. *Journal of Multivariate Analysis*, 100(4):661 – 669, 2009.
- [24] Anatoli Torokhti and Pablo Soto-Quiros. Generalized Brillinger-Like Transforms. *IEEE Signal Processing Letters*, 23(6):843 – 847, 2016.

- [25] A.P. Torokhti and P.G. Howlett. Optimal fixed rank transform of the second degree. *IEEE Transactions on Circuits and Systems II: Analog and Digital Signal Processing*, 48(3):309–316, 2001.
- [26] Z. Yang and G. Michailidis. A non-negative matrix factorization method for detecting modules in heterogeneous omics multi-modal data. *Biginformatics*, pages 1–8, 2015.
- [27] Fuzhen Zhang. *Matrix Theory: Basic Results and Techniques*. Springer-New York, 2011.