

Label Ranking through Nonparametric Regression*

Dimitris Fotakis[†]
NTUA

Alkis Kalavasis[‡]
NTUA

Eleni Psaroudaki[§]
NTUA

November 5, 2021

Abstract

Label Ranking (LR) corresponds to the problem of learning a hypothesis that maps features to rankings over a finite set of labels. We adopt a nonparametric regression approach to LR and obtain theoretical performance guarantees for this fundamental practical problem. We introduce a generative model for Label Ranking, in noiseless and noisy nonparametric regression settings, and provide sample complexity bounds for learning algorithms in both cases. In the noiseless setting, we study the LR problem with full rankings and provide computationally efficient algorithms using decision trees and random forests in the high-dimensional regime. In the noisy setting, we consider the more general cases of LR with incomplete and partial rankings from a statistical viewpoint and obtain sample complexity bounds using the One-Versus-One approach of multiclass classification. Finally, we complement our theoretical contributions with experiments, aiming to understand how the input regression noise affects the observed output.

1 INTRODUCTION

Label Ranking (LR) studies the problem of learning a mapping from features to rankings over a finite set of labels. This task emerges in many domains. Common practical illustrations include pattern recognition [GL14], web advertisement [DGR⁺14], sentiment analysis [WWH⁺11], document categorization [JT15] and bio-informatics [BHWK05]. For instance, in emotion modeling, [WWH⁺11] study the problem of ranking users' social emotions when they get exposed to new articles and the prognosis of the feelings expressed constitutes a LR question over a collection of possible affective expressions.

The importance of LR has spurred the development of several approaches for tackling this task, especially from the perspective of the applied CS community (see [VG10, ZLY⁺14] and the references therein). Crucially, the overwhelming majority of these solutions comes with no theoretical guarantees and its evaluation is mainly experimental; e.g., algorithms based on decision trees are a workhorse for practical LR but theoretical guarantees are missing. To this end, it is valuable to work towards a theoretical understanding of this central learning problem.

LR comprises a supervised learning problem that extends the fundamental problem of multiclass classification [DSM03]. In the latter, with instance domain $\mathbb{X} \subseteq \mathbb{R}^d$ and set of labels $[k] := \{1, \dots, k\}$, the learner draws i.i.d. labeled examples $(\mathbf{x}, y) \in \mathbb{X} \times [k]$ and aims to learn a hypothesis from instances to labels,

*This work is supported by NTUA Basic Research Grant (PEBE 2020) "Algorithm Design through Learning Theory: Learning-Augmented and Data-Driven Online Algorithms (LEADAlgo)".

[†]National Technical University of Athens, fotakis@cs.ntua.gr

[‡]National Technical University of Athens, kalavasisalkis@mail.ntua.gr

[§]National Technical University of Athens, epsaroudaki@mail.ntua.gr

following the standard PAC model. Similarly, in LR, the learner observes labeled examples $(\mathbf{x}, \sigma) \in \mathbb{X} \times \mathbb{S}_k$ and the goal is to learn a hypothesis $h : \mathbb{X} \rightarrow \mathbb{S}_k$ from instances to *rankings of labels*, where \mathbb{S}_k is the symmetric group of k elements. The ranking $h(\mathbf{x})$ corresponds to the preference list of the feature \mathbf{x} and, as mentioned in previous works (e.g., [HFCB08]), a natural way to represent preferences is to evaluate individual alternatives through a real-valued utility (or score) function. Note that if the training data offer the utility scores directly, the problem is reduced to a standard regression problem. In our work, we assume that there exists such an *underlying nonparametric score* function $\mathbf{m} : \mathbb{X} \rightarrow [0, 1]^k$, mapping features to score values. The value $m_i(\mathbf{x})$ corresponds to the score assigned to the label $i \in [k]$ for input \mathbf{x} and can be considered proportional to the posterior probability $\Pr_{(\mathbf{x}, Y)}[Y = i | \mathbf{x}]$ [CV20]. Hence, for each LR example (\mathbf{x}, σ) , the label σ is generated by sorting the underlying regression-score vector $\mathbf{m}(\mathbf{x})$, i.e., $\sigma = h(\mathbf{x}) = \text{argsort}(\mathbf{m}(\mathbf{x}))$ (potentially with some regression noise).

As a conceptual contribution, we provide generative models for LR through (noiseless and noisy) nonparametric regression. For the noiseless case, we tackle the LR problem with complete rankings from a computational aspect. We design efficient algorithms that use decision trees and random forests, build greedily based on the CART empirical MSE criterion, to interpolate the correct hypothesis h . To the best of our knowledge, we provide the first sample complexity guarantees for Label Ranking in terms of this class of algorithms. For the noisy setting, we analyze the more general LR problem with incomplete and partial rankings from a statistical aspect. Based on the One-Versus-One approach of multiclass classification (pairwise decomposition), we study how well the empirical risk minimizer of an arbitrary VC class competes against the optimal classifier and obtain sample complexity bounds for good generalization error. We complement our theoretical results with experiments aiming to quantify how the noise affects the capability of decision trees to interpolate the correct hypothesis.

The paper is organized as follows. We next review the related work on LR. In [Section 2](#), we discuss our theoretical results. Further related work concerning our techniques can be found at [Section 2.4](#). In [Section 3](#), we provide an overview of the techniques in this work. The [Section 4](#) contains some preliminary notation. The [Section 5](#) contains the formal statements and proofs of our results: in particular, [Section 5.1](#) contains our results for LR with complete rankings and decision trees, [5.2](#) contains our results for LR with complete rankings and random forests, [5.3](#) contains our results for noisy LR with incomplete rankings and [5.4](#) contains our results for noisy LR with partial rankings. In [Section 6](#), we provide our experimental results. [Appendix A](#) contains a background discussion on regression trees and forests with the Level Splits and the Breiman’s criterion. [Appendix B](#) contains a short discussion on preliminary tools on Statistical Learning Theory. [Appendix C](#) contains a connection between a variation of our incomplete LR setting and semi-supervised learning.

1.1 Related Work

Label ranking has received significant attention over the years [SS07, HFCB08, CH08, HPRZ03], due to the large number of practical applications. There are multiple approaches for tackling this problem (see [VG10], [ZLY⁺14] and the references therein). Some of them are based on probabilistic models, e.g., Mallows [CH08], Plackett-Luce [CDH10], Gaussian Mixture Models [GDV12, ZLGQ14]. Others are tree based, such as adaption of decision trees [CHH09], entropy based ranking trees and forests [dSSKC17], bagging techniques [AGM17] and random forests [ZQ18], achieving highly competitive results. There are also works focusing on supervised clustering [GDGV13]. Decomposition or reduction techniques are closely related to our work; they mainly transform the Label Ranking problem into simpler problems, e.g., binary classification [HFCB08] (as we will see in our noisy regression problem of [Definition 3](#) and multiclass classification [CH12, CHH13, CH13, GFS14] (as we will see in our noiseless regression problem of [Definition 1](#)) and combine their results into a predicted ranking.

From a theoretical perspective, the work of [CV20] provides a multiclass classification approach to

Label Ranking. The techniques developed in this work are closely related with the ones provided in our noisy and incomplete LR problem (Definition 3). In particular, [CV20] consider LR in the multiclass classification context, where the learner observes the top-label with some noise, i.e., observes only the partial information $\sigma_{\mathbf{x}}^{-1}(1)$ in presence of noise, under the form of the random label y assigned to \mathbf{x} . This problem is not directly connected with our incomplete setting and for a further technical discussion, we refer the reader to the Section 5.3 since some technical details are required.

Other theoretical works in a similar direction are the ones of [CKS18] and [KGB18] which deal with LR (also called ranking median regression) from a statistical standpoint. [CKS18] investigate the performance of empirical risk minimizers (over a VC class of ranking rules with the KT distance as loss function) in the LR setting and provide various conditions and local consensus methods (piecewise constant predictive ranking rules) for ranking median regression. The provided results in this setting (see Proposition 6 in [CKS18]) are of similar structure to our results in the noisy nonparametric regression (Theorem 2); however, in our setting we have to modify the underlying conditions in order to handle incomplete and partial rankings (see e.g., Condition 2). Similar universal rates of convergence are provided in the work of [KCS17], which however focuses on the unsupervised ranking aggregation problem. The vector valued representation in the proof of the noiseless LR (Informal Theorem 1) is closely related to the contribution of [KGB18] where many embeddings (i.e., feature maps which convert a given ranking into a vector representation) for ranking data are discussed.

2 NONPARAMETRIC REGRESSION AND LABEL RANKING

The goal of Label Ranking is to learn a model that predicts an appropriate ranking σ of k alternatives for each feature $\mathbf{x} \in \mathbb{X}$, i.e., to find a low risk hypothesis $h : \mathbb{X} \rightarrow \mathbb{S}_k$. In this work, we adopt a natural nonparametric regression perspective for the Label Ranking problem, motivated by the introductory discussion and the works of [CH12] and [KCS17, KGB18, CKS18, CV20]. In this section, we provide an overview of our contribution on complete and incomplete LR settings, providing appropriate generative models and (possibly informal) results (for formal proofs of these results, we refer the reader to the Section 5).

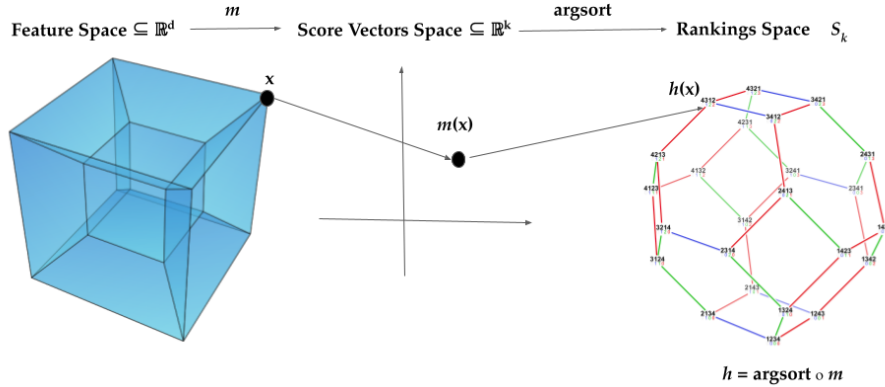


Figure 1: The (noiseless) nonparametric regression setting of Definition 1. A feature $\mathbf{x} \in \mathbb{X} \subseteq \mathbb{R}^d$ is mapped to a score vector $m(\mathbf{x}) \in \mathbb{R}^k$ via a regression vector-valued function m . Then, the values of the vector $m(\mathbf{x})$ are sorted using the argsort operator in order to obtain the feature dependent ranking $h(\mathbf{x}) \in \mathbb{S}_k$. We comment that the figures of the hypercube and of the permutahedron can be found at [Wik10] and [Wik11] under the terms of the GNU Free Documentation License.

2.1 Noiseless Nonparametric Regression and Full Rankings

We begin with our standard notion of Label Ranking as *noiseless nonparametric regression* [Tsy08, Koh14, BDK⁺17]. As described previously, we consider an underlying score hypothesis $\mathbf{m} : \mathbb{X} \rightarrow [0, 1]^k$ which maps features $\mathbf{x} \in \mathbb{X}$ to a k -dimensional vector $\mathbf{m}(\mathbf{x}) \in [0, 1]^k$, where k is the number of labels and $m_i(\mathbf{x})$ is the score of the alternative $i \in [k]$ with respect to the features \mathbf{x} . In this nonparametric regression LR setting, we will observe a feature \mathbf{x} and a ranking σ which intuitively corresponds to the ranking of the alternatives (labels) in decreasing order of their score values $\mathbf{m}(\mathbf{x})$. Revisiting the goal of LR, our objective is to compute an estimate for the function $h : \mathbb{X} \rightarrow \mathbb{S}_k$ with $h(\mathbf{x}) = \text{argsort}(\mathbf{m}(\mathbf{x}))$, where $\text{argsort} : [0, 1]^k \rightarrow \mathbb{S}_k$ ranks the k alternatives in decreasing order of the score vector. We also refer to Figure 1. Formally, we generate a labeled example for the noiseless Label Ranking problem as follows.

Definition 1 (Generative Process). *Consider an instance of Label Ranking with underlying score hypothesis $\mathbf{m} : \mathbb{X} \rightarrow [0, 1]^k$ and let \mathcal{D}_x be a distribution over features. Each sample is generated as follows:*

1. Draw $\mathbf{x} \in \mathbb{X}$ from \mathcal{D}_x .
2. Compute the score $\mathbf{y} = \mathbf{m}(\mathbf{x})$.
3. Rank the alternatives in decreasing order with respect to \mathbf{y} , i.e., $\sigma = \text{argsort}(\mathbf{y})$.
4. Output (\mathbf{x}, σ) .

We let $(\mathbf{x}, \mathbf{y}) \sim \mathcal{D}$ and $(\mathbf{x}, \sigma) \sim \mathcal{D}_R$.

The above definition clarifies the generative process for the (noiseless) Label Ranking problem: we draw independent examples (\mathbf{x}, σ) from the joint probability distribution \mathcal{D}_R and the label $\sigma = \sigma_{\mathbf{x}} = \text{argsort}(\mathbf{y})$ corresponds to the ranking obtained by ordering the score values $\mathbf{y} \in [0, 1]^k$ in decreasing order. Essentially, this version of LR gives rise to the following question:

Question 1. *Consider the generative process of Definition 1 with underlying score hypothesis $\mathbf{m} : \mathbb{X} \rightarrow [0, 1]^k$, that outputs samples of the form $(\mathbf{x}, \sigma) \sim \mathcal{D}_R$. Is there an efficient algorithm that learns the mapping $h : \mathbb{X} \rightarrow \mathbb{S}_k$, where $h(\mathbf{x}) = \text{argsort}(\mathbf{m}(\mathbf{x}))$?*

We answer this fundamental question in the affirmative: we provide sample complexity guarantees in the LR setting for the performance of algorithms based on decision trees and random forests (associated preliminaries can be found at the Appendix A), when the feature space is the Boolean hypercube $\mathbb{X} = \{0, 1\}^d$ under mild assumptions, using the labelwise decomposition technique [CHH13]. We underline that this class of algorithms constitutes a fundamental tool for *practical works* to solve LR; this heavily motivates the design of our theory! We focus on the performance of regression trees and forests in high dimensions. Crucially, Definition 1 makes no assumptions on the structure of the underlying score hypothesis \mathbf{m} . In order to establish our theoretical guarantees, we are going to provide a pair of structural conditions for the score hypothesis \mathbf{m} and the features' distribution \mathcal{D}_x . We will now state these conditions; for a more detailed exposition of these conditions, we refer to the Appendices 5.1 & 5.2. In order to resolve Question 1, we consider that the following hold.

Condition 1. *Consider the feature space $\mathbb{X} = \{0, 1\}^d$ and the regression vector-valued function $\mathbf{m} : \{0, 1\}^d \rightarrow [0, 1]^k$ with $\mathbf{m} = (m_1, \dots, m_k)$. Let \mathcal{D}_x be the distribution over features. We assume that the following hold for any $j \in [k]$.*

1. (Sparsity) *The function $m_j : \{0, 1\}^d \rightarrow [0, 1]$ is r -sparse, i.e., it depends on r out of d coordinates.*

2. (Approximate Submodularity) The mean squared error \tilde{L}_j of m_j ¹ is C -approximate-submodular, i.e., for any $S \subseteq T \subseteq [d]$, $i \in [d]$, it holds that

$$\tilde{L}_j(T) - \tilde{L}_j(T \cup \{i\}) \leq C \cdot (\tilde{L}_j(S) - \tilde{L}_j(S \cup \{i\})).$$

Namely, the decrease of the MSE when the coordinate i is added to a set (of splits) T (LHS) cannot be significantly higher than the decrease when adding i to any subset of T (RHS).

Some comments are in order. The Boolean hypercube setting is quite natural for our theoretical framework, since the dimension d is assumed quite large and, even in practice, we can transform the non-binary directions into their binary expansions by boosting the size of the hypercube. We comment that the sparsity condition is common in the high-dimensional regime. Observe that both m_i and m_j are r -sparse but they are not constrained to be in the same set of coordinates; the function \mathbf{m} is at most $(k \cdot r)$ -sparse, where $k \cdot r \ll d$, and we say that \mathbf{m} is r -sparse. The approximate submodularity condition for the mean squared error is a more technical condition, which however is *necessary* to obtain meaningful results about the consistency of greedily grown trees in high dimensions (see [SZ20]). Our algorithm for answering **Question 1** uses decision trees via the Level Splits criterion. In this criterion, a set of splits $S \subseteq [d]$ is collected greedily and any tree level has to split at the same direction $i \in [d]$. Intuitively, the approximate submodularity condition captures the following phenomenon: *If adding i does not decrease the mean squared error significantly at some point (when having the set S), then i cannot decrease the mean squared error significantly in the future either (for any superset of S).* Our main result, stated informally, follows.

Informal Theorem 1 (Noiseless LR, see **Theorem 5**). *Under **Condition 1** with parameters r, C , there exists an algorithm (Decision Trees via Level-Splits - **Algorithm 1**) with set of splits S_n that draws $n = \tilde{O}(\log(d) \cdot \text{poly}_{C,r}(k) \cdot (Cr/\epsilon)^{Cr+2})$ independent samples from \mathcal{D}_R , as in **Definition 1**, and, in $\text{poly}(n)$ time, computes an estimate $h^{(n)}(\cdot; S_n) : \{0, 1\}^d \rightarrow \mathbb{S}_k$ which, with probability 99%, satisfies*

$$\Pr_{\mathbf{x} \sim \mathcal{D}_x} [h(\mathbf{x}) \neq h^{(n)}(\mathbf{x}; S_n)] \leq \epsilon.$$

To the best of our knowledge, this is the first sample complexity guarantee in LR for decision tree-based algorithms. We provide additional results for the Breiman's criterion (**Section 5.1**) and for Random Forests (**Section 5.2**). We note that the r^r dependence on the bound cannot be avoided since the class of functions is nonparametric (see [SZ20]). **Algorithm 1** uses the routine LEVELSPLITS, which computes a decision tree estimate based on the input training set (see **Algorithm 9** with $h = 0$ in **Appendix A**). The second argument of the routine is the maximum number of splits H (height of the tree) and in the above result $H = \tilde{O}(Cr \log(k))$. The routine iterates H times, one for each level of the tree: at every level, we choose the direction $i \in [d]$ that minimizes the total empirical mean squared error (greedy choice) and the space is partitioned recursively based on whether $x_i = 0$ or 1. The routine outputs the estimated function and the set of splits $S \subseteq [d]$. The description and analysis of **Algorithm 1** are postponed for **Section 3**.

We remark that the term ‘noiseless’ in the above regression problem is connected with the output (the ranking), i.e., in the generative process, given $\mathbf{x} \in \mathbb{X}$, we will constantly observe the same output ranking. Let us consider the following generative process that corresponds to *noisy nonparametric regression*: draw $\mathbf{x} \in \mathbb{X}$ from \mathcal{D}_x and independently draw $\boldsymbol{\xi} \in [-1/4, 1/4]^k$ from a zero mean noise distribution \mathcal{E} . Compute $\mathbf{y} = \mathbf{m}(\mathbf{x}) + \boldsymbol{\xi}$ and rank the alternatives in decreasing order with respect to \mathbf{y} , i.e., $\sigma = \text{argsort}(\mathbf{y})$. Finally, output (\mathbf{x}, σ) . Due to the noise vector $\boldsymbol{\xi}$, we may observe e.g., different rankings for the same \mathbf{x} feature. We provide the following notion of inconsistency.

¹The mean squared error of $m_j : \{0, 1\}^d \rightarrow [0, 1]$ is equal to $\tilde{L}_j(S) = \mathbf{E}_{\mathbf{x} \sim \mathcal{D}_x} [(m_j(\mathbf{x}) - \mathbf{E}_{\mathbf{w} \sim \mathcal{D}_x} [m_j(\mathbf{w}) | \mathbf{w}_S = \mathbf{x}_S])^2]$, where \mathbf{x}_S is the sub-vector of \mathbf{x} , where we observe only the coordinates with indices in $S \subseteq [d]$ and $\mathbf{x}_S \in \{0, 1\}^{|S|}$.

Definition 2 (Output Inconsistency). *The noise distribution \mathcal{E} satisfies the α -inconsistency property if there exists $\alpha \in [0, 1]$ so that $\mathbf{E}_{\mathbf{x} \sim \mathcal{D}_x} [\Pr_{\xi \sim \mathcal{E}} [\text{argsort}(\mathbf{m}(\mathbf{x}) + \xi) \neq h(\mathbf{x})]] \leq \alpha$.*

The case $\alpha = 0$ gives our noiseless setting. When $\alpha > 0$, the structure of the problem changes and our theoretical guarantees fail. Interestingly, this is due to the fact that the geometry of the input noise is structurally different from the observed output. The input noise acts additively to the vector $\mathbf{m}(\mathbf{x})$, while the output is computed by permuting the elements. Hence, the relation between the observed ranking and the expected one is no more linear and hence one needs to extend the standard ‘additive’ nonparametric regression setting $y = f(x) + \xi$ to another geometry dealing with rankings $\sigma = \mathcal{E}_\theta \circ f(x)$, where $f : \mathbb{X} \rightarrow \mathbb{S}_k$ is the regression function and $\mathcal{E}_\theta : \mathbb{S}_k \rightarrow \mathbb{S}_k$ is a parameterized noise operator (e.g., a Mallows model). We believe that this change of geometry is interesting and to the best of our knowledge cannot be captured by existing theoretical results. In [Section 6](#), we provide experimental evidence that the algorithms based on trees and forests are noise tolerant.

Algorithm 1 Algorithm of [Informal Theorem 1](#)

```

1: Input: Access to i.i.d. examples  $(\mathbf{x}, \sigma) \sim \mathcal{D}_R$ .
2: Output: An estimate  $h^{(n)}(\cdot; S_n)$  with  $\Pr_{\mathbf{x} \sim \mathcal{D}_x} [h(\mathbf{x}) \neq h^{(n)}(\mathbf{x}; S_n)] \leq \varepsilon$  w.p.  $1 - \delta$ .

3: procedure LABELRANK( $\varepsilon, \delta$ )
4:   Set  $n \leftarrow \tilde{\Theta}(\log(d/\delta) \cdot \text{poly}_{C,r}(k) \cdot (Cr/\varepsilon)^{Cr+2})$ 
5:   Draw  $n$  samples  $(\mathbf{x}^{(j)}, \sigma^{(j)}) \sim \mathcal{D}_R, j \in [n]$ 
6:   For any  $j \in [n]$ , set  $\mathbf{y}^{(j)} \leftarrow (\sigma^{(j)}(i)/k)_{i \in [k]}$ 
7:   Create  $k$  datasets  $T_i = \{(\mathbf{x}^{(j)}, y_i^{(j)})\}_{j \in [n]}$ 
8:   for  $i \in [k]$  do
9:      $m_i^{(n)}, S_n^{(i)} = \text{LEVELSPLITS}(T_i, \tilde{\Theta}(Cr \log(k)))$ 
10:  endfor
11:  Output  $\text{argsort} \circ (m_1^{(n)}(\cdot; S_n^{(1)}), \dots, m_k^{(n)}(\cdot; S_n^{(k)}))$ 

```

Moving to Incomplete and Partial Rankings. Our next goal is to generalize the generative process to noisy nonparametric regression [\[Tsy08\]](#) for incomplete and partial rankings. Crucially, in this broader regime, we change our objective: instead of aiming at interpolating the underlying mapping $h : \mathbb{X} \rightarrow \mathbb{S}_k$, our goal is to find a predictor in a certain class of hypotheses that fits the given examples and generalizes well. This comes in accordance with practice, where data are often too complex or noisy to be consistently explained by simple concepts (e.g., the underlying hypothesis may not be sparse). This will be more clear shortly. We note that in both the incomplete and the partial settings, the feature space \mathbb{X} can be identified with the Euclidean space \mathbb{R}^d .

2.2 Noisy Nonparametric Regression and Incomplete Rankings

We are going to model LR through noisy nonparametric regression for incomplete rankings; we consider a generative process that captures an extremely general spectrum of ways to generate incomplete rankings and captures the incomplete models assumed in practical works (e.g., [\[HFCB08\]](#)). We assume that there exists a survival probabilities vector $\mathbf{q} : \mathbb{X} \rightarrow [0, 1]^k$, which is feature-dependent, i.e., the vector \mathbf{q} depends on the input $\mathbf{x} \in \mathbb{X}$. Hence, for the example \mathbf{x} and alternative $i \in [k]$, with probability $q_i(\mathbf{x})$, we set the score y_i equal to a noisy value of the score $m_i(\mathbf{x})$ (the alternative i survives)² and, otherwise, we set $y_i = \star$.

²We remark that we consider the case where we erase alternatives and not positions. We think that this is more natural (e.g., when we rank movies, we may not know movie i and so i is not present in the ranking). Our results still work if we erase positions.

We mention that the events of observing i and j are not necessarily independent and so do not necessarily occur with probability $q_i(\mathbf{x})q_j(\mathbf{x})$. We denote the probability of the event “Observe both i and j in \mathbf{x} ” by $q_{i,j}(\mathbf{x})$. We modify the $\text{argsort} : [0, 1]^k \rightarrow \mathbb{S}_k$ routine so that it will ignore the \star symbol in the ranking, e.g., $\text{argsort}(0.4, \star, 0.7, \star, 0.1) = (c > a > e)$. Crucially, we remark that another variant would preserve the \star symbols: this problem is easier since it reveals the correct position of the non-erased alternatives. In our model, the information about the location of each alternative is not preserved. We continue with the generative process for incomplete Label Ranking. In order to model regression noise, we consider a zero mean noise distribution \mathcal{E} over the bounded cube $[-1/4, 1/4]^k$.

Definition 3 (Generative Process for Incomplete Data). *Consider an instance of Label Ranking with underlying score hypothesis $\mathbf{m} : \mathbb{X} \rightarrow [1/4, 3/4]^k$ and let \mathcal{D}_x be a distribution over features. Let $\mathbf{y} : [k] \rightarrow [0, 1] \cup \{\star\}$ and consider the survival probabilities vector $\mathbf{q} : \mathbb{X} \rightarrow [0, 1]^k$. Each sample is generated as follows:*

1. Draw $\mathbf{x} \in \mathbb{X}$ from \mathcal{D}_x .
2. Draw $\mathbf{q}(\mathbf{x})$ -biased coins $\mathbf{c} \in \{-1, +1\}^k$.
3. Draw $\boldsymbol{\xi} \in [-1/4, 1/4]^k$ from the distribution \mathcal{E} .
4. If $c_i > 0$, set $y_i = m_i(\mathbf{x}) + \xi_i$; else $y_i = \star$.
5. Rank in decreasing order with respect to \mathbf{y} , ignoring the \star symbol, i.e., $\sigma = \text{argsort}(\mathbf{y})$.
6. Output (\mathbf{x}, σ) .

We let $(\mathbf{x}, \mathbf{y}) \sim \mathcal{D}^{\mathbf{q}}$ and $(\mathbf{x}, \sigma) \sim \mathcal{D}_R^{\mathbf{q}}$.

Note that $q_i(\mathbf{x})$ denotes the marginal distribution of the event that label i survives on input \mathbf{x} ; if $q_i(\mathbf{x}) = 1$ for any $i \in [k]$, we recover the complete ranking in the location \mathbf{x} , since any alternative survives and if $q_i(\mathbf{x}) = 0$, we have that the alternative i is not observed. For any $(\mathbf{x}, \sigma) \sim \mathcal{D}_R^{\mathbf{q}}$, the length of the label σ equals the number of the non-deleted alternatives.

While [Question 1](#) dealt with *algorithmic* aspects of Label Ranking (i.e., the design of sample and time efficient algorithms), in this more general setting of [Definition 3](#) we will focus on the *statistical* aspects of the problem (as in the works of [CKS18](#), [CV20](#)). In this statistical setting, we are interested about the sample complexity of obtaining good generalization error for Label Ranking classifiers when the data are generated from the generative process of [Definition 3](#).

Question 2. *Consider the generative process of [Definition 3](#) with underlying score hypothesis $\mathbf{m} : \mathbb{X} \rightarrow [0, 1]^k$, that outputs samples of the form $(\mathbf{x}, \sigma) \sim \mathcal{D}_R^{\mathbf{q}}$ with survival probabilities vector \mathbf{q} . Is there an algorithm that learns an empirical classifier $\hat{\sigma} : \mathbb{X} \rightarrow \mathbb{S}_k$ that lies in a specific class of classifiers \mathcal{H} , that competes against the Bayes optimal classifier σ^\star ?*

We remark that this incomplete setting is a problem of different nature than the one of the complete regime since the learner is agnostic to the positions of the alternatives (we do not observe the \star symbols). Hence, the labelwise perspective that we adopted in the complete case, now fails and to tackle this problem, we adopt a pairwise comparisons approach. In fact, we provide our result based on the standard One-Versus-One (OVO) approach, reducing this complex problem into multiple binary ones. Therefore, we can use the quite developed and elegant tools from binary classification theory [\[BBL03, BBL05\]](#) to solve our problem. Our strategy follows.

We let $\mathbb{X} = \mathbb{R}^d$ and given a training set of features $\mathbf{x} \in \mathbb{R}^d$ associated with incomplete rankings $\sigma = \sigma_{\mathbf{x}}$, our goal is to reduce this problem into $\binom{k}{2}$ binary sub-problems. For each such sub-problem, we consider

that we work with a VC³ class \mathcal{G} (our results can be expanded in order to allow different VC classes for each binary sub-problem). Each sub-problem corresponds to a pairwise comparison between the alternatives i and j for any $1 \leq i < j \leq k$. We solve each sub-problem separately (we obtain the Empirical Risk Minimizer) and we aggregate the $\binom{k}{2}$ binary classifiers into an output hypothesis $\hat{h} : \mathbb{R}^d \rightarrow \mathbb{S}_k$. We compare the generalization of this empirical estimate with the aggregation of all the Bayes (optimal) classifiers (one for each pair $i < j$). Note that the optimal binary classifier may not lie inside the class \mathcal{G} .

As in the complete ranking case, **Definition 3** imposes restrictions neither on the structure of the true score hypothesis \mathbf{m} nor on the noise distribution \mathcal{E} . In order to resolve **Question 2**, we assume the following.

Condition 2. For any $1 \leq i < j \leq k$, we assume that the following hold.

1. (Tsybakov's Noise Condition) There exists $\alpha \in [0, 1]$ and $B > 0$ so that the probability that a random feature $\mathbf{x} \sim \mathcal{D}_x$ satisfies

$$\left| \Pr_{\xi_i, \xi_j} [m_i(\mathbf{x}) + \xi_i < m_j(\mathbf{x}) + \xi_j | \mathbf{x}] - 1/2 \right| < 2t,$$

is at most $B \cdot t^{\alpha/(1-\alpha)}$ for all $t \geq 0$.

2. (Deletion Tolerance) There exist $q_{\min}, \phi \in (0, 1)$ so that $\Pr_{\mathbf{x} \sim \mathcal{D}_x} [q_{i,j}(\mathbf{x}) > q_{\min} | \mathbf{x}] \geq \phi$, where $q_{i,j}(\mathbf{x})$ is the survival probability of the pair $i < j$.

The first condition is a standard in binary classification (see [BBL03, BBL05]). In its standard form, this noise condition naturally requires that the regression function of a binary problem $\eta(\mathbf{x}) = \mathbb{E}[Y|X = \mathbf{x}] = 2\Pr[Y = +1|X = \mathbf{x}] - 1$ is close to the critical value 0 with low probability over the features, i.e., the labels are not completely random for a sufficiently large portion of the feature space. We consider that, for any two alternatives $i \neq j$, this condition must be satisfied by the true score function \mathbf{m} and the noise distribution \mathcal{E} (specifically the functions m_i and m_j and the random variables ξ_i, ξ_j). Note that the more separated the score values are, stronger noise condition can be handled. This condition is very common in the generalization literature [BBL03, BBL05] and has been previously applied to LR [CV20].

The second condition is quite natural in the sense that we need to observe the pair (i, j) at some frequency in order to achieve some meaningful results. The condition states that a ϕ portion of the \mathbf{x} -density has a lower bound on the i, j survival probability. Hence, our setting can handle the case where in a large portion of the feature space, the pair i, j is not observed. Variants of this condition have already appeared in the incomplete rankings literature (see e.g., [FKS21]) and in previous works in Label Ranking (see [CV20]). Our results for incomplete (and partial) rankings are PAC results, in the sense that we guarantee that, when optimizing over a VC class \mathcal{G} , the gap between the empirical estimate (the algorithm's output) and the Bayes classifier is at most $C \cdot \text{OPT} + r_n(\delta)$, where OPT is (a function of) the gap between the best classifier in the class ($\arg\min_{g \in \mathcal{G}} L(g)$) and the Bayes classifier and $r_n(\delta)$ is a function which tends to 0 as the number of samples n increases. Our main result in this setting follows.

Theorem 2 (Incomplete & Noisy Label Ranking, see also **Theorem 8**). Let $\epsilon, \delta \in (0, 1)$. Consider a hypothesis class \mathcal{G} of binary classifiers with finite VC dimension. Under **Condition 2** with parameters a, B, q_{\min}, ϕ , there exists an algorithm (**Algorithm 2**) that draws

$$n = \tilde{O} \left(\frac{k^{\frac{4(1-a)}{a}}}{\text{poly}_\alpha(\phi \cdot q_{\min} \cdot \epsilon)} \cdot \max \left\{ \log \left(\frac{k}{\delta} \right), \text{VC}(\mathcal{G}) \right\} \right)$$

³The VC dimension of a class $\mathcal{G} \subseteq \{-1, +1\}^\mathbb{X}$, written as $\text{VC}(\mathcal{G})$ is the largest n such that there exists a set $T \subset \mathbb{X}, |T| = n$ and \mathcal{G} shatters T . When $\text{VC}(\mathcal{G}) < \infty$, the class \mathcal{G} is said to be a VC class.

samples from \mathcal{D}_R^q , as in [Definition 3](#), and computes an estimate $\hat{\sigma} : \mathbb{R}^d \rightarrow \mathbb{S}_k$ so that $\Pr_{\mathbf{x} \sim \mathcal{D}_x}[\hat{\sigma}(\mathbf{x}) \neq \sigma^*(\mathbf{x})]$ is, with probability $1 - \delta$, at most

$$\frac{C_{a,B}}{(\phi \cdot q_{\min})^2} \left(2 \sum_{i < j} \left(\inf_{g \in \mathcal{G}} L_{i,j}(g) - L_{i,j}^* \right)^\alpha \right) + \varepsilon,$$

where $\sigma^* : \mathbb{R}^d \rightarrow \mathbb{S}_k$ is the mapping induced by the aggregation of the $\binom{k}{2}$ Bayes classifiers $g_{i,j}^*$ with loss $L_{i,j}^*$, where $C_{a,B}$ is a constant depending on α, B .

We refer to the upcoming [Section 2.3](#) for a similar result for partial rankings. The description and the analysis of [Algorithm 2](#) can be found at [Section 3](#). We remark that, in this section, we studied LR from a *statistical* standpoint, as in [\[CV20, CKS18\]](#): the algorithm does not come with a computational efficiency guarantee, since the results are based on ERM computation, that is NP-hard in general.

Algorithm 2 Algorithm of [Theorem 2](#)

```

1: procedure LABELRANKINCOMPLETE( $\varepsilon, \delta$ )
2:   Set  $n$  as in Theorem 2
3:    $T \leftarrow n$  i.i.d. samples  $(\mathbf{x}, \sigma) \sim \mathcal{D}_R^q$ 
4:   For any  $i \neq j$ , set  $T_{i,j} = \emptyset$ 
5:   for  $1 \leq i < j \leq k$  do
6:     if  $(\mathbf{x}, \sigma) \in T$  and  $\sigma \ni \{i, j\}$  then
7:       Add  $(\mathbf{x}, \text{sgn}(\sigma(i) - \sigma(j)))$  to  $T_{i,j}$ 
8:     endif
9:   endfor
10:   $\hat{\mathbf{s}} \leftarrow \text{ESTIMATEAGGREGATE}(T_{i,j} \text{ for } i < j, \mathcal{G})$  ▷ Call Algorithm 6.
11:  On input  $\mathbf{x} \in \mathbb{R}^d$ , output  $\text{argsort}(\hat{\mathbf{s}}(\mathbf{x}))$ 

```

In [Table 1](#), we present our sample complexity results (concerning [Theorem 2](#) (and [Theorem 8](#))) for various natural candidate VC classes, including halfspaces and neural networks. We let $a \vee b := \max\{a, b\}$.

Sample Complexity for Label Ranking from Incomplete Permutations		
Concept Class	VC Dimension	Sample Complexity
Halfspaces in \mathbb{R}^d	$d + 1$	$N_0 \cdot O(\log(k/\delta) \vee d \log(d))$
Axes-aligned Rectangles in \mathbb{R}^d	$2d$	$N_0 \cdot O(\log(k/\delta) \vee d \log(d))$
L_2 -balls in \mathbb{R}^d	$d + 1$	$N_0 \cdot O(\log(k/\delta) \vee d \log(d))$
NN with Sigmoid Activation	$O(M^2 N^2)$	$N_0 \cdot O(\log(k/\delta) \vee M^2 N^2 \log(M \cdot N))$
NN with Sign Activation	$O(M \log(M))$	$N_0 \cdot O(\log(k/\delta) \vee M \log^2(M))$

Table 1: In the sample complexity column, we set $N_0 = \text{poly}_{a,B} \left(\frac{k}{\phi \cdot q_{\min} \cdot \varepsilon} \right)$. The VC dimension bounds for halfspaces and axes-aligned rectangles can be found in [\[SSBD14\]](#) and the VC dimension of L_2 -balls can be found in [\[Dud79\]](#). For the Neural Networks cases, M and N are the number of parameters and of neurons respectively and the corresponding VC dimension bounds are from [\[BH89\]](#) and [\[KM97\]](#).

2.3 Noisy Nonparametric Regression and Partial Rankings

In this setting, we consider a distribution of partitions of the interval (of positive integers) $[1..k]$, which depends on the feature $\mathbf{x} \in \mathbb{R}^d$. Before a formal definition, we provide an intuitive example: for some feature

\mathbf{x} , let the noisy score vector be equal to $\mathbf{y} = [0.2, 0.4, 0.1, 0.3, 0.5]$ (where $\mathbf{y} = \mathbf{m}(\mathbf{x}) + \boldsymbol{\xi}$, as in [Definition 3](#)). Then, it holds that $\sigma = \text{argsort}(\mathbf{y}) = (e > b > d > a > c)$. In the partial setting, we additionally draw an *increasing*⁴ partition I of the label space $[k]$ from the distribution $\mathbf{p}(\mathbf{x})$. Assume that $I = [1\dots 2][3\dots 3][4\dots 5]$, whose size is 3. Then, the partial ranking is defined as $\text{PartialRank}(\sigma; I)$ and is equal to $e = b > d > a = c$.

Definition 4 (Generative Process for Partial Data). *Consider an instance of the Label Ranking problem with underlying score hypothesis $\mathbf{m} : \mathbb{X} \rightarrow [1/4, 3/4]^k$ and let \mathcal{D}_x be a distribution over features. Consider the partial partition distribution \mathbf{p} . Each sample is generated as follows:*

1. Draw $\mathbf{x} \in \mathbb{X}$ from \mathcal{D}_x .
2. Draw $\boldsymbol{\xi} \in [-1/4, 1/4]^k$ from the zero mean distribution \mathcal{E} .
3. Compute $\mathbf{y} = \mathbf{m}(\mathbf{x}) + \boldsymbol{\xi}$.
4. Set $\tilde{\sigma} = \text{argsort}(\mathbf{y})$.
5. Draw a partition $I = [1\dots i_1][i_1 + 1\dots i_2]\dots[i_m + 1\dots k]$ of size $m + 1$ from a distribution $\mathbf{p}(\mathbf{x})$, for some $m \in [0..k]$.
6. Set $\sigma = \text{PartialRank}(\tilde{\sigma}; I)$
7. Output (\mathbf{x}, σ) .

We let $(\mathbf{x}, \sigma) \sim \mathcal{D}_R^{\mathbf{p}}$.

Note that when $m = 0$, we observe a complete ranking σ . We remark that our generative model is quite general: it allows arbitrarily complex distributions over partitions, which depend on the feature space instances. We aim to address the following question.

Question 3. *Consider the generative process of [Definition 4](#) with underlying score hypothesis $\mathbf{m} : \mathbb{X} \rightarrow [0, 1]^k$, that outputs samples of the form $(\mathbf{x}, \sigma) \sim \mathcal{D}_R^{\mathbf{p}}$ with partial partition distribution \mathbf{p} . Is there an algorithm that learns an empirical classifier $\hat{\sigma} : \mathbb{X} \rightarrow \mathbb{S}_k$ that lies in a specific class of classifiers \mathcal{H} , that competes against the optimal classifier σ^* ?*

We are going to address this question in a similar fashion as in the incomplete regime. Specifically, we assume that [Condition 2](#) still holds, but instead of the [Item 2](#) (Deletion tolerance), we assume that the property of *partial tolerance* holds.

Condition 3. *For any $1 \leq i < j \leq k$, we assume that the following hold: the Tsybakov's noise condition (see [Condition 2 \(Item 1\)](#)) with parameters a, B is satisfied and the following condition holds:*

1. (Partial tolerance): *There exist $p_{\min} \in (0, 1)$ and $\phi \in (0, 1)$ so that $\Pr_{\mathbf{x} \sim \mathcal{D}_x}[p_{i,j}(\mathbf{x}) > p_{\min} | \mathbf{x}] \geq \phi$, where $p_{i,j}(\mathbf{x})$ is the probability that the pair $i < j$ is not in the same subset of the partial partition.*

Using similar technical tools as in [Theorem 2](#), we obtain the following result.

Theorem 3 (Partial & Noisy Label Ranking, see also [Theorem 10](#)). *Let $\varepsilon, \delta \in (0, 1)$. Consider a hypothesis class \mathcal{G} of binary classifiers with finite VC dimension. Under [Condition 3](#) with parameters a, B, p_{\min}, ϕ , there exists an algorithm ([Algorithm 8](#)) that draws*

$$n = \tilde{O} \left(\frac{k^{\frac{4(1-a)}{\alpha}}}{\text{poly}_{\alpha}(\phi \cdot p_{\min} \cdot \varepsilon)} \cdot \max \left\{ \log \left(\frac{k}{\delta} \right), \text{VC}(\mathcal{G}) \right\} \right)$$

⁴A partition I of the space $[k]$ is called increasing if there exists an increasing sequence $i_1 < i_2 < \dots < i_m$ of indices of $[k]$ so that $I = [1\dots i_1][i_1 + 1\dots i_2]\dots[i_m + 1\dots k]$. For instance, the partition $[1, 2][3, 4][5]$ is increasing, but the partition $[1, 4][2, 3][5]$ is not.

samples from \mathcal{D}_R^p , as in [Definition 4](#), and computes an estimate $\hat{\sigma} : \mathbb{R}^d \rightarrow \mathbb{S}_k$ so that

$$\Pr_{\mathbf{x} \sim \mathcal{D}_x} [\hat{\sigma}(\mathbf{x}) \neq \sigma^*(\mathbf{x})] \leq \frac{C_{a,B}}{(\phi \cdot p_{\min})^2} \left(2 \sum_{i < j} \left(\inf_{g \in \mathcal{G}} L_{i,j}(g) - L_{i,j}^* \right)^\alpha \right) + \varepsilon,$$

with probability $1 - \delta$, where $\sigma^* : \mathbb{R}^d \rightarrow \mathbb{S}_k$ is the mapping induced by the aggregation of the $\binom{k}{2}$ Bayes classifiers $g_{i,j}^*$ with loss $L_{i,j}^*$, where $C_{a,B}$ is a constant that depends only on α, B .

2.4 Further Related Work

Apart from the LR related work ([Section 1.1](#)), we now discuss other strands of research related to our work.

Nonparametric Regression and CART. Regression trees constitute a fundamental approach in order to deal with nonparametric regression. Our work is closely related to the one of [[SZ20](#)], which shows that trees and forests, built greedily based on the CART empirical MSE criterion, provably adapt to sparsity. Specifically, [[SZ20](#)] analyze two greedy tree algorithms (they can be found at the [Appendix A](#)): (a) in the Level Splits variant, in each level of the tree, the same variable is greedily chosen at all the nodes in order to maximize the overall variance reduction; (b) in the Breiman’s variant, which is the most popular in practice, the choice of the next variable to split on is locally decided at each node of the tree. In general, regression trees [[BFOS84](#)] and their ensemble counterparts, random forests [[Bre01](#)], are one of the most widely used estimation methods by ML practitioners [[Loh11](#), [Lou14](#)]. From an information-theoretic viewpoint, sample complexity bounds of decision trees and other data-adaptive partitioning estimators have been established [[Nob96](#), [LN96](#), [MM00](#)]. However, from a computational aspect, the problem of choosing the optimal tree is NP-complete (e.g., [[LR76](#)]) and, hence, from a practical standpoint, trees and forests are built greedily (e.g., Level-Splits, Breiman) by identifying the most empirically informative split at each iteration [[BFOS84](#), [Bre01](#)]. Advances have shown that such greedily constructed trees are asymptotically consistent [[Bia12](#), [DMDF14](#), [SBV15](#)] in the low-dimensional regime. On the other side, the high-dimensional regime, where the number of features can grow exponentially with the number of samples, is studied by [[SZ20](#)].

As we mentioned, the literature related to the CART criterion [[BFOS84](#)] is vast; however, there are various other strands of research dealing with the problem of sparse nonparametric regression (that we consider in the noiseless regression settings of our work). On the one side, several heuristic methods have been proposed [[FHT⁺01](#), [Fri91](#), [GM97](#), [SB01](#)]. On the other side, various works, such as the ones of [[LW08](#), [LC09](#), [CD12](#), [YT15](#)], design and theoretically analyze greedy algorithmic approaches that exploit the sparsity of the regression function in order to get around with the curse of dimensionality of the input feature data.

Multiclass Prediction. In multiclass prediction with k labels, there are various techniques such as One-versus-All and One-versus-One (see [[SSBD14](#)]). We adopt the OVO approach (see [Algorithm 2](#)), where we consider $\binom{k}{2}$ binary sub-problems [[HT98](#), [MM98](#), [ASS00](#), [Für02](#), [WLW04](#)] and we output a binary hypothesis for each unordered pair (i, j) and then combine the binary predictions in order to obtain a multiclass classifier.

3 TECHNICAL OVERVIEW

In this section, we provide an overview of the techniques and the algorithms provided in this work.

3.1 Proof Sketch of Informal Theorem 1

We first provide an intuitive description of the proof steps for the full rankings problem. Under [Definition 1](#), we observe i.i.d. samples $(\mathbf{x}, \sigma) \sim \mathcal{D}_R$ with $\sigma = h(\mathbf{x}) = \text{argsort}(\mathbf{m}(\mathbf{x}))$. Our goal is to provide an estimate \hat{h} for the LR true mapping $h: \mathbb{X} \rightarrow \mathbb{S}_k$. The proof idea follows: given (\mathbf{x}, σ) , we transform the ranking-label σ to a vector $\mathbf{y} = \mathbf{m}_C(\sigma) \in [0, 1]^k$, where $\mathbf{m}_C(\sigma)$ is the canonical representation of the ranking σ . Specifically, one can obtain the score vector \mathbf{y} by setting $y_i = m_{C,i}(\sigma)$ equal to $\sigma(i)/k$, i.e., the position of the i -th alternative in the permutation σ , normalized by k , where k is the length of the permutation (see Line 6 of [Algorithm 1](#)). Hence, we obtain a training set of the form $T = (\mathbf{x}^{(i)}, \mathbf{y}^{(i)})_{i \in [N]}$. Our goal is to fit the score vectors $\mathbf{y}^{(i)}$ using decision trees (or random forests depending on the black-box algorithm that we will choose to apply). During this step, we have to feed our training set T into a learning algorithm that fits the function $\mathbf{m}_C \circ h: \mathbb{X} \rightarrow [0, 1]^k$, where \circ denotes composition. We remark that since the regression function \mathbf{m} is sparse, this vector-valued function is sparse too. From an algorithmic perspective, we can decompose the training set T into k datasets T_i , where the labels are no more vectors but real values (*labelwise decomposition*, see Line 7 of [Algorithm 1](#)). For each one of the datasets, we apply the standard Level Splits algorithm, that can be found at the [Appendix A](#) as [Algorithm 9](#) and finally we combine our estimates, where we have to aggregate our estimates into a ranking (see Line 11 of [Algorithm 1](#)). From a technical viewpoint, we have to provide a vector-valued extension of the results of [\[SZ20\]](#), where they provide a collection of algorithms based on decision trees and random forests (that can be also found at the [Appendix A](#)) that solve the nonparametric regression problem $y = f(\mathbf{x}) + \xi$ in the case where f maps features to real numbers and is sparse (here, ξ is a white noise random variable). We have to extend these algorithms to work with vector-valued functions (see [Theorem 4](#)). By applying these modified algorithms with input the training set T , we obtain a vector-valued estimation $\hat{\mathbf{m}}$ (e.g., with a decision tree description) that fits the vectors $\mathbf{y}^{(i)}$. [Theorems 4 and 5](#) ensure that $\|\mathbf{m}_C(h(\mathbf{x})) - \hat{\mathbf{m}}(\mathbf{x})\|_2^2 \leq O(\epsilon)$ and so the values of any vector $\hat{\mathbf{m}}(\mathbf{x})$ are well-separated: we can show that rounding the score vectors back to permutations, using `argsort`, will yield bounds for the expected KT distance $\mathbb{E}_{\mathbf{x} \sim \mathcal{D}_x} [d_{KT}(h(\mathbf{x}), \hat{h}(\mathbf{x}))]$.

3.2 Proof Sketch of Theorem 2

Let us consider the incomplete ranking case (the analysis of the partial case is quite similar). In [Definition 3](#), the learner draws i.i.d. samples $(\mathbf{x}, \sigma) \sim \mathcal{D}_R^q$ with survival probabilities vector $\mathbf{q} \in [0, 1]^k$. The learner is agnostic to the positions of the alternatives and our results are of statistical flavor: we assume that we work within a hypothesis class \mathcal{G} of binary classifiers with finite VC dimension and our goal is to apply the One-Versus-One methodology: we decompose each observed incomplete ranking into a collection of pairwise comparisons. Hence, we reduce the Label Ranking problem to $\binom{k}{2}$ binary classification sub-problems. Each sub-problem corresponds to a pairwise comparison between the alternatives i and j for any $1 \leq i < j \leq k$. Our learning goal is the following: we aim to compare how well the empirical risk minimizer generalizes, i.e., we will compare the loss incurred by the ERM $\hat{\sigma}: \mathbb{X} \rightarrow \mathbb{S}_k$ with the Bayes optimal classifier σ^* . [Algorithm 2](#) works as follows: given a training set T of the form $(\mathbf{x}^{(i)}, \sigma^{(i)})$ with incomplete rankings, the algorithm creates $\binom{k}{2}$ datasets T_{ij} with the following criterion: for any $i < j$, if $(\mathbf{x}, \sigma) \in T$ and $\sigma \ni \{i, j\}$, the algorithm adds to the dataset T_{ij} the $(-1, +1)$ -labeled example $(\mathbf{x}, \text{sgn}(\sigma(i) - \sigma(j)))$ (see Line 7 of [Algorithm 2](#)). Afterwards, for any such binary dataset, the algorithm computes the ERM and aggregates the estimates (these routines are standard [\[CV20\]](#)) and can be found at the [Section 5.3](#) as [Algorithm 6](#)). The final estimator is the function $\hat{\sigma}$ that, on input $\mathbf{x} \in \mathbb{R}^d$, outputs the expected ranking $\hat{\sigma}(\mathbf{x})$. At a technical level, the algorithm's output is compared with the aggregated output of the optimal Bayes classifier for each sub-problem. In order to provide the generalization bound, we can decompose the problem into $\binom{k}{2}$ binary ones using union bound and reduce the problem into controlling the error probability of a single binary classifier. Since at this moment the problem is binary classification, we can

use tools for generalization bounds (as in [BBL05]), where the population loss function for the pair (i, j) of the classifier g in the VC class is $L_{i,j}(g) = \mathbf{E}_{(\mathbf{x}, \sigma) \sim \mathcal{D}_R^q} [\mathbf{1}\{g(\mathbf{x}) \neq \text{sgn}(\sigma(i) - \sigma(j))\} | \sigma \ni \{i, j\}]$. We can control the incurred population loss of the ERM against the Bayes classifier exploiting [Condition 2](#) (see [Claim 2](#), similar to [CV20]).

4 NOTATION

We let $[n] = \{1, \dots, n\}$ and $[0..n] = \{0, \dots, n\}$. We use lowercase bold letters \mathbf{x} to denote vectors. We let x_i be the i -th coordinate of \mathbf{x} . We let $\|\mathbf{x}\|_p$ denote the L_p norm of \mathbf{x} . We denote the indicator function $\mathbf{1}_S(\mathbf{x}) = \mathbf{1}\{\mathbf{x} \in S\}$ for some set $S \subseteq \mathbb{R}^d$. We let $\text{sgn}(\cdot)$ denote the sign function. For a random variable x , we let $\mathbf{E}[x]$, $\mathbf{Var}(x)$, $\mathbf{Cov}(x)$ be the expected value, the variance and the covariance of x . For a joint distribution \mathcal{D} of two random variables x and z over the space $\mathcal{X} \times \mathcal{Z}$, we let \mathcal{D}_x (resp. \mathcal{D}_z) be the marginal distribution of x (resp. z). We write poly_\square to denote that the degree of the polynomial may depend on the subscripted parameters. Also, $\tilde{O}(\cdot)$ is used to hide logarithmic factors.

We denote the symmetric group over k elements with \mathbb{S}_k . For $i \in [k]$, we let $\sigma(i)$ denote the position of the i -th alternative. We equip this space with the Kendall Tau distance $d_{KT}(\pi, \sigma) = \sum_{i < j} \mathbf{1}\{(\pi(i) - \pi(j))(\sigma(i) - \sigma(j)) < 0\}$ and the Spearman distance $d_S(\pi, \sigma) = \sum_{i \in [k]} (\pi(i) - \sigma(i))^2$. For a labeled example $(\mathbf{x}, \sigma) \in \mathbb{X} \times \mathbb{S}_k$, we usually let the ranking $\sigma = \sigma_{\mathbf{x}}$ to emphasize that σ depends on \mathbf{x} . We consider the mapping $\mathbf{m}_C : \mathbb{S}_k \rightarrow [0, 1]^k$ to be the canonical representation of a ranking, i.e., for $\sigma \in \mathbb{S}_k$, we define

$$\mathbf{m}_C(\sigma) = (\sigma(i)/k)_{i \in [k]}. \quad (1)$$

We consider the sorting operator $\text{argsort} : [0, 1]^k \rightarrow \mathbb{S}_k$ that sorts the positions vector in decreasing ordering of values. Usually, $\hat{\sigma}$ corresponds to the Label Ranking estimator that is the output of our learning algorithms and $\hat{\sigma}(\mathbf{x})$ is the estimate at $\mathbf{x} \in \mathbb{R}^d$. Similarly, σ^* is the estimator obtained by the aggregation of the Bayes classifiers and $\sigma^*(\mathbf{x})$ is the associated estimate at \mathbf{x} .

We denote \mathcal{P} a partition of the space $\{0, 1\}^d$. We let $\mathcal{P}(\mathbf{x})$ denote the unique cell of \mathcal{P} that contains $\mathbf{x} \in \{0, 1\}^d$. For $\mathbf{x} \in \{0, 1\}^d$ and index set $S \subseteq [d]$, we let \mathbf{x}_S the vector that contains only the coordinates $j \in S$ and $\mathbf{x}_S \in \{0, 1\}^{|S|}$.

Example 1. We now provide an example for the generative process of [Definition 1](#) and [Definition 3](#). Consider a feature \mathbf{x} . Let $\mathbf{m}(\mathbf{x}) = (m_1, m_2, m_3, m_4, m_5)(\mathbf{x}) = (0.4, 0.7, 0.6, 0.1, 0.2)$, where $m_i(\mathbf{x})$ is the score of the alternative i in \mathbf{x} . Then, we have that $\mathbf{y} = \mathbf{m}(\mathbf{x}) + \boldsymbol{\xi} = (0.45, 0.6, 0.65, 0.1, 0.3)$ for some noise vector $\boldsymbol{\xi}$. So, $\text{argsort}(\mathbf{y}) = c > b > a > e > d$. Now, let $\mathbf{q}(\mathbf{x})$ erase some alternatives and set the incomplete noisy vector $\mathbf{y} = (\star, 0.6, 0.65, \star, 0.3)$ and so the incomplete ranking is $c > b > e$.

5 THEORETICAL RESULTS

In this section, we provide our results formally: in particular, [Section 5.1](#) contains our results for LR with complete rankings and decision trees and [5.2](#) contains our results for LR with complete rankings and random forests. Moreover, in the [Section 5.3](#) (resp. [Section 5.4](#)), our results for noisy LR with incomplete (resp. partial) rankings are provided.

5.1 Complete Rankings with Decision Trees (Level Splits & Breiman)

In this section, we study the Label Ranking problem in the complete rankings' setting. We first define some properties required in order to state our results. In the high-dimensional regime, we assume that the target function is sparse. We remind the reader the following standard definition of sparsity of a real-valued Boolean function.

Definition 5 (Sparsity). We say that the target function $f : \{0, 1\}^d \rightarrow \mathbb{R}$ is r -sparse if and only if there exists a set $R \subseteq [d]$ with $|R| = r$ and a function $h : \{0, 1\}^r \rightarrow \mathbb{R}$ such that, for every $\mathbf{z} \in \{0, 1\}^d$, it holds that $f(\mathbf{z}) = h(\mathbf{z}_R)$. The set R is called the set of relevant features. Moreover, a vector-valued function $\mathbf{m} : \{0, 1\}^d \rightarrow \mathbb{R}^k$ is said to be \mathbf{r} -sparse if each coordinate $m_j : \{0, 1\}^d \rightarrow \mathbb{R}$ is r -sparse.⁵

For intuition about the upcoming [Condition 4](#) and [Condition 5](#), we refer the reader to the [Appendix A.2](#) and [Appendix A.3](#) respectively (and also the work of [\[SZ20\]](#)). Let us define the function \tilde{V} for a set $S \subseteq [d]$, given a function f and a distribution over features \mathcal{D}_x :

$$\tilde{V}(S) := \mathbf{E}_{\mathbf{z}_S \sim \mathcal{D}_{x,S}} \left[\left(\mathbf{E}_{\mathbf{w} \sim \mathcal{D}_x} [f(\mathbf{w}) | \mathbf{w}_S = \mathbf{z}_S] \right)^2 \right], \quad (2)$$

where $\mathcal{D}_{x,S}$ is the marginal distribution \mathcal{D}_x conditioned on the index set S . The function \tilde{V} can be seen as a measure of heterogeneity of the within-leaf mean values of the target function f , from the leaves created by the split S , as mentioned by [\[SZ20\]](#).

Condition 4 (Approximate Submodularity). Let $C \geq 1$. We say that the function \tilde{V} with respect to f ([Equation \(2\)](#)) is C -approximate submodular if and only if for any $T, S \subseteq [d]$, such that $S \subseteq T$ and any $i \in [d]$, it holds that

$$\tilde{V}(T \cup \{i\}) - \tilde{V}(T) \leq C \cdot (\tilde{V}(S \cup \{i\}) - \tilde{V}(S)).$$

Moreover, a vector-valued function $\mathbf{m} : \{0, 1\}^d \rightarrow \mathbb{R}^k$ is said to be \mathbf{C} -approximate submodular if the function \tilde{V} with respect to each coordinate $m_j : \{0, 1\}^d \rightarrow \mathbb{R}$ of \mathbf{m} is C -approximate submodular.

The above condition will be used (and is necessary) in algorithms that use the Level Splits criterion. Let us also set

$$\tilde{V}_\ell(A, \mathcal{P}) = \mathbf{E}_{\mathbf{x} \sim \mathcal{D}_x} \left[\left(\mathbf{E}_{\mathbf{z} \sim \mathcal{D}_x} [f(\mathbf{z}) | \mathbf{z} \in \mathcal{P}(\mathbf{x})] \right)^2 \mid \mathbf{x} \in A \right], \quad (3)$$

where \mathcal{P} is a partition of the hypercube, $\mathcal{P}(\mathbf{x})$ is the cell of the partition in which \mathbf{x} lies and A is a cell of the partition. The next condition is the analogue of [Condition 4](#) for algorithms that use the Breiman's criterion.

Condition 5 (Approximate Diminishing Returns). For $C \geq 1$, we say that the function \tilde{V}_ℓ with respect to f ([Equation \(3\)](#)) has the C -approximate diminishing returns property if for any cells A, A' , any $i \in [d]$ and any $T \subseteq [d]$ such that $A' \subseteq A$, it holds that

$$\tilde{V}_\ell(A', T \cup \{i\}) - \tilde{V}_\ell(A', T) \leq C \cdot (\tilde{V}_\ell(A, i) - \tilde{V}_\ell(A)).$$

Moreover, a vector-valued function $\mathbf{m} : \{0, 1\}^d \rightarrow \mathbb{R}^k$ is said to have the \mathbf{C} -approximate diminishing returns property if the function \tilde{V}_ℓ with respect to each coordinate $m_j : \{0, 1\}^d \rightarrow \mathbb{R}$ of \mathbf{m} has the C -approximate diminishing returns property.

Having provided a list of conditions that will be useful in our theorems, we are now ready to provide our key results. In order to resolve [Question 1](#), we consider the following crucial problem, which is a variant of the [Definition 6](#). The solution of this problem will be used as a black-box in order to address [Question 1](#). We consider the following general setting.

Definition 6 (Score Generative Process). Consider an instance of Label Ranking with underlying score hypothesis $\mathbf{m} : \mathbb{X} \rightarrow [1/4, 3/4]^k$ and let \mathcal{D}_x be a distribution over features. Each sample is generated as follows:

⁵Note that each coordinate function m_i can be sparse in a different set of indices.

1. Draw $\mathbf{x} \in \mathbb{X}$ from \mathcal{D}_x .
2. Draw $\boldsymbol{\xi} \in [-1/4, 1/4]^k$ from the zero mean noise distribution \mathcal{E} .
3. Compute the score $\mathbf{y} = \mathbf{m}(\mathbf{x}) + \boldsymbol{\xi}$.
4. Output (\mathbf{x}, \mathbf{y}) .

We let $(\mathbf{x}, \mathbf{y}) \sim \mathcal{D}$.

Under the score generative process of [Definition 6](#), the following problem arises.

Problem 1 (Score Learning). *Consider the **score** generative process of [Definition 6](#) with underlying score hypothesis $\mathbf{m} : \mathbb{X} \rightarrow [1/4, 3/4]^k$, that outputs samples of the form $(\mathbf{x}, \mathbf{y}) \sim \mathcal{D}$. Is there an efficient algorithm that learns the regression vector-valued function \mathbf{m} ?*

In order to solve [Problem 1](#), we adopt the techniques and the results of [\[SZ20\]](#) concerning efficient algorithms based on decision trees and random forests (for an exposition of the framework, we refer the reader to [Appendix A](#)). We provide the following vector-valued analogue of the results of [\[SZ20\]](#), which resolves [Problem 1](#). Specifically, we can control, using decision trees, the expected squared L_2 norm of the score vector \mathbf{m} .

Theorem 4 (Score Label Ranking with Decision Trees). *For any $\varepsilon, \delta > 0$, under the score variant of [Definition 6](#) with underlying score hypothesis $\mathbf{m} : \{0, 1\}^d \rightarrow [0, 1]^k$ and given i.i.d. data $(\mathbf{x}, \mathbf{y}) \sim \mathcal{D}$, the following hold:*

1. *There exists an algorithm (Decision Trees via Level-Splits - [Algorithm 3](#)) with set of splits S_n that computes a score estimate $\mathbf{m}^{(n)}$ which satisfies*

$$\Pr_{(\mathbf{x}^1, \mathbf{y}^1), \dots, (\mathbf{x}^n, \mathbf{y}^n) \sim \mathcal{D}^n} \left[\mathbf{E}_{\mathbf{x} \sim \mathcal{D}_x} \left[\left\| \mathbf{m}(\mathbf{x}) - \mathbf{m}^{(n)}(\mathbf{x}; S_n) \right\|_2^2 \right] > \varepsilon \right] \leq \delta,$$

and for the number of samples n and the number of splits $\log(t)$, we have that

- (a) *If \mathbf{m} is \mathbf{r} -sparse as per [Definition 5](#) and under the \mathbf{C} -submodularity condition (m_i and \mathcal{D}_x satisfy [Condition 4](#) for each alternative $i \in [k]$), it suffices to draw*

$$n = \tilde{O}(\log(dk/\delta) \cdot k^{Cr+2} \cdot (Cr/\varepsilon)^{Cr+2})$$

samples and set the number of splits to be $\log(t) = \frac{Cr}{Cr+2}(\log(n) - \log(\log(d/\delta)))$.

- (b) *If, additionally to 1.(a), the marginal over the feature vectors \mathcal{D}_x is a Boolean product probability distribution, it suffices to draw*

$$n = \tilde{O}(\log(dk/\delta) \cdot 2^r \cdot k^2 \cdot (C/\varepsilon)^2)$$

samples and set the number of splits to be $\log(t) = r$.

2. *There exists an algorithm (Decision Trees via Breiman - [Algorithm 4](#)) that computes a score estimate $\mathbf{m}^{(n)}$ which satisfies*

$$\Pr_{(\mathbf{x}^1, \mathbf{y}^1), \dots, (\mathbf{x}^n, \mathbf{y}^n) \sim \mathcal{D}^n} \left[\mathbf{E}_{\mathbf{x} \sim \mathcal{D}_x} \left[\left\| \mathbf{m}(\mathbf{x}) - \mathbf{m}^{(n)}(\mathbf{x}; P_n) \right\|_2^2 \right] > \varepsilon \right] \leq \delta.$$

and for the number of samples n and the number of splits $\log(t)$, we have that

- (a) If \mathbf{m} is r -sparse and under the C -approximate diminishing returns condition (m_i and \mathcal{D}_x satisfy **Condition 5** for each alternative $i \in [k]$), it suffices to draw

$$n = \tilde{O}(\log(dk/\delta) \cdot k^{Cr+3} \cdot (Cr/\varepsilon)^{Cr+3})$$

samples and set $\log(t) \geq \frac{Cr}{Cr+3}(\log(n) - \log(\log(d/\delta)))$.

- (b) If, additionally to 2.(a), the distribution \mathcal{D}_x is a Boolean product distribution, it suffices to draw

$$n = \tilde{O}(\log(dk/\delta) \cdot k^3 \cdot C^2 \cdot 2^r / \varepsilon^3)$$

samples and set $\log(t) \geq r$.

The running time of the algorithms is polynomial in the number of samples n .

Algorithm 3 **Level-Splits Algorithm** for Score Learning

- 1: **Input:** Access to i.i.d. examples of the form $(\mathbf{x}, \mathbf{y}) \sim \mathcal{D}$.
- 2: **Model:** $\mathbf{y} = \mathbf{m}(\mathbf{x}) + \xi$ (**Definition 6**) with $\mathbf{m} : \{0, 1\}^d \rightarrow [0, 1]^k$.
- 3: **Output:** An estimate $\mathbf{m}^{(n)}(\cdot; S_n)$ that, with probability $1 - \delta$, satisfies

$$\mathbf{E}_{\mathbf{x} \sim \mathcal{D}_x} \left[\left\| \mathbf{m}(\mathbf{x}) - \mathbf{m}^{(n)}(\mathbf{x}; S_n) \right\|_2^2 \right] \leq \varepsilon.$$

- 4: **procedure** LEARNSCORE(ε, δ)
 - 5: Draw $n = \tilde{\Theta}(\log(dk/\delta)(Crk/\varepsilon)^{O(Cr)})$ samples from \mathcal{D} \triangleright Under sparsity and **Condition 4**.
 - 6: $D^{(n)} \leftarrow \{\mathbf{x}^{(j)}, \mathbf{y}^{(j)}\}_{j \in [n]}$
 - 7: **output** LEARNSCORE-LS($D^{(n)}$)
 - 8: **procedure** LEARNSCORE-LS($D^{(n)}$)
 - 9: Set $\log(t) = \Theta(r \log(rk))$
 - 10: Create k datasets $D_i = \{(\mathbf{x}^{(j)}, y_i^{(j)})\}_{j \in [n]}$
 - 11: **for** $i \in [k]$ **do**
 - 12: $m_i^{(n)}, S_n^{(i)} = \text{LEVELSPLITS-ALGO}(0, D_i, \log(t))$ \triangleright Call **Algorithm 9**.
 - 13: **endfor**
 - 14: Output $\mathbf{m}^{(n)}(\cdot; S_n^{(1)}, \dots, S_n^{(k)}) = (m_1^{(n)}(\cdot; S_n^{(1)}), \dots, m_k^{(n)}(\cdot; S_n^{(k)}))$
-

Proof. Let us set $J = [1/4, 3/4]$ and let $\mathbf{m} : \{0, 1\}^d \rightarrow J^k$ be the underlying score vector hypothesis and consider a training set with n samples of the form $(\mathbf{x}, \mathbf{y}) \in \{0, 1\}^d \times J^k$ with law \mathcal{D} , generated as in **Definition 6**. We decompose the mapping as $\mathbf{m}(\mathbf{x}) = (m_1(\mathbf{x}), \dots, m_k(\mathbf{x}))$ and aim to learn each function $m_i : \{0, 1\}^d \rightarrow J$ separately. Note that since \mathbf{m} is r -sparse, then any m_i is r -sparse for any $i \in [k]$. We observe that each sample of **Definition 6** can be equivalently generated as follows:

1. $\mathbf{x} \in \{0, 1\}^d$ is drawn from \mathcal{D}_x ,
2. For each $i \in [k]$:
 - (a) Draw $\xi \in [-1/4, 1/4]$ from the zero mean distribution marginal \mathcal{E}_i .
 - (b) Compute $y_i = m_i(\mathbf{x}) + \xi$.
3. Output (\mathbf{x}, \mathbf{y}) , where $\mathbf{y} = (y_i)_{i \in [k]}$.

Algorithm 4 Breiman's Algorithm for Score Learning

- 1: **Input:** Access to i.i.d. examples of the form $(\mathbf{x}, \mathbf{y}) \sim \mathcal{D}$.
- 2: **Model:** $\mathbf{y} = \mathbf{m}(\mathbf{x}) + \boldsymbol{\xi}$ (**Definition 6**) with $\mathbf{m} : \{0, 1\}^d \rightarrow [0, 1]^k$.
- 3: **Output:** An estimate $\mathbf{m}^{(n)}(\cdot; S_n)$ that, with probability $1 - \delta$, satisfies

$$\mathbf{E}_{\mathbf{x} \sim \mathcal{D}_x} \left[\left\| \mathbf{m}(\mathbf{x}) - \mathbf{m}^{(n)}(\mathbf{x}; P_n) \right\|_2^2 \right] \leq \varepsilon.$$

- 4: **procedure** LEARNSCORE(ε, δ)
 - 5: Draw $n = \tilde{\Theta}(\log(dk/\delta)(Crk/\varepsilon)^{O(Cr)})$ samples from \mathcal{D} \triangleright Under sparsity and **Condition 5**.
 - 6: $D^{(n)} \leftarrow \{\mathbf{x}^{(j)}, \mathbf{y}^{(j)}\}_{j \in [n]}$
 - 7: **output** LEARNSCORE-BREIMAN($D^{(n)}$)
 - 8: **procedure** LEARNSCORE-BREIMAN($D^{(n)}$)
 - 9: Set $\log(t) = \Theta(r \log(rk))$
 - 10: Create k datasets $D_i = \{(\mathbf{x}^{(j)}, \mathbf{y}_i^{(j)})\}_{j \in [n]}$
 - 11: **for** $i \in [k]$ **do**
 - 12: $m_i^{(n)}, P_n^{(i)} = \text{BREIMAN-ALGO}(0, D_i, \log(t))$ \triangleright Call **Algorithm 10**.
 - 13: **endfor**
 - 14: Output $\mathbf{m}^{(n)}(\cdot; P_n^{(1)}, \dots, P_n^{(k)}) = (m_1^{(n)}(\cdot; P_n^{(1)}), \dots, m_k^{(n)}(\cdot; P_n^{(k)}))$
-

In order to estimate the coordinate $i \in [k]$, i.e., the function $m_i : \{0, 1\}^d \rightarrow J$, we have to make use of the samples $(\mathbf{x}, y_i) \in \{0, 1\}^d \times [0, 1]$. We have that

$$\begin{aligned} \Pr \left[\mathbf{E}_{\mathbf{x} \sim \mathcal{D}_x} \left[\left\| \mathbf{m}(\mathbf{x}) - \mathbf{m}^{(n)}(\mathbf{x}; S_n) \right\|_2^2 \right] > \varepsilon \right] &= \Pr \left[\sum_{i \in [k]} \mathbf{E}_{\mathbf{x} \sim \mathcal{D}_x} \left[(m_i(\mathbf{x}) - m_i^{(n)}(\mathbf{x}; S_n))^2 \right] > \varepsilon \right] \\ &\leq \Pr[\exists i \in [k] : B_i], \end{aligned}$$

where we consider the events

$$B_i = \mathbf{E}_{\mathbf{x} \sim \mathcal{D}_x} \left[\left(m_i(\mathbf{x}) - m_i^{(n)}(\mathbf{x}; S_n^i) \right)^2 \right] > \varepsilon/k,$$

for any $i \in [k]$, whose randomness lies in the random variables used to construct the empirical estimate $m_i^{(n)}(\cdot; S_n^i) = m_i^{(n)}(\cdot; S_n^i, (\mathbf{x}^{(1)}, y_i^{(1)}), \dots, (\mathbf{x}^{(n)}, y_i^{(n)}))$. We note that we have to split the dataset with examples (\mathbf{x}, \mathbf{y}) into k datasets (\mathbf{x}, y_i) and execute each sub-routine with parameters $(\varepsilon/k, \delta/k)$. We now turn to the sample complexity guarantees. Let us begin with the Level-Splits Algorithm.

Case 1a. If each m_i is r -sparse and under the submodularity condition, by **Theorem 11** with $f = m_i$, we have that

$$\Pr[B_i] \leq d \exp(-n/(Cr \cdot k/\varepsilon)^{Cr+2}).$$

By the union bound, we have that

$$\Pr[\exists i \in [k] : B_i] \leq \sum_{i \in [k]} \Pr[B_i].$$

In order to make this probability at most δ , it suffices to make the probability of the bad event B_i at most δ/k , and, so, it suffices to draw

$$n = \tilde{O}(\log(dk/\delta) \cdot (Crk/\varepsilon)^{Cr+2}).$$

Case 1b. If each m_i is r -sparse and under the submodularity and the independence of features conditions, by [Theorem 11](#) with $f = m_i$, we have that

$$\Pr[B_i] \leq d \exp(-n/(2^r (Ck/\epsilon)^2)).$$

By the union bound and in order to make the probability $\Pr[\exists i \in [k] : B_i]$ at most δ , it suffices to draw

$$n = \tilde{O}(\log(dk/\delta) \cdot 2^r \cdot (Ck/\epsilon)^2).$$

Hence, in each one of the above scenarios, we have that

$$\Pr \left[\mathbf{E}_{\mathbf{x} \sim \mathcal{D}_x} \left[\left\| \mathbf{m}(\mathbf{x}) - \mathbf{m}^{(n)}(\mathbf{x}; S_n^1, \dots, S_n^k) \right\|_2^2 \right] > \epsilon \right] \leq \delta.$$

We proceed with the Breiman Algorithm.

Case 2a. If each m_i is r -sparse and under the approximate diminishing returns condition ([Condition 5](#)), by [Theorem 12](#) with $f = m_i$, we have that

$$\Pr[B_i] \leq d \exp(-n/(Cr \cdot k/\epsilon)^{Cr+3}).$$

By the union bound, we have that

$$\Pr[\exists i \in [k] : B_i] \leq \sum_{i \in [k]} \Pr[B_i].$$

In order to make this probability at most δ , it suffices to make the probability of the bad event B_i at most δ/k , and, so, it suffices to draw

$$n = \tilde{O}(\log(dk/\delta) \cdot (Cr \cdot k/\epsilon)^{Cr+3}).$$

Case 2b. If each m_i is r -sparse and under the approximate diminishing returns condition ([Condition 5](#)) and the independence of features conditions, by [Theorem 12](#) with $f = m_i$, we have that

$$\Pr[B_i] \leq d \exp(-n\epsilon^3/(k^3 \cdot C^2 2^r)).$$

By the union bound and in order to make the probability $\Pr[\exists i \in [k] : B_i]$ at most δ , it suffices to draw

$$n = \tilde{O}(\log(dk/\delta) \cdot k^3 C^2 2^r / \epsilon^3).$$

Hence, in each one of the above scenarios, we have that

$$\Pr \left[\mathbf{E}_{\mathbf{x} \sim \mathcal{D}_x} \left[\left\| \mathbf{m}(\mathbf{x}) - \mathbf{m}^{(n)}(\mathbf{x}; P_n^1, \dots, P_n^k) \right\|_2^2 \right] > \epsilon \right] \leq \delta.$$

□

We are now ready to address [Question 1](#). Our main theorem follows.

Theorem 5 (Label Ranking with Decision Trees). *Under [Definition 1](#) with underlying score hypothesis $\mathbf{m} : \{0, 1\}^d \rightarrow [0, 1]^k$, where $k \in \mathbb{N}$ is the number of labels. Given i.i.d. data $(\mathbf{x}, \sigma) \sim \mathcal{D}_R$, the following hold for any $\epsilon > 0$ and $\delta > 0$:*

Algorithm 5 Algorithms for Label Ranking with Complete Rankings

- 1: **Input:** Access to i.i.d. examples of the form $(\mathbf{x}, \sigma) \sim \mathcal{D}_R$.
 - 2: **Model:** **Definition 1** with $\mathbf{m} : \{0, 1\}^d \rightarrow [0, 1]^k$ and $h : \{0, 1\}^d \rightarrow \mathbb{S}_k$ with $h(\mathbf{x}) = \text{argsort}(\mathbf{m}(\mathbf{x}))$.
 - 3: **Output:** An estimate $h^{(n)}(\cdot; S_n)$.
 - 4: **procedure** LABELRANK(ϵ, δ)
 - 5: **Level-Splits Case**
 - 6: Draw $n = \tilde{\Theta}(\log(dk/\delta)(rk/\epsilon)^r)$ samples from \mathcal{D}_R ▷ Under sparsity and **Condition 4**.
 - 7: For any $j \in [n]$, compute $\mathbf{y}^{(j)} \leftarrow \mathbf{m}_C(\sigma^{(j)})$ ▷ See **Equation (1)**.
 - 8: $D^{(n)} \leftarrow \{\mathbf{x}^{(j)}, \mathbf{y}^{(j)}\}_{j \in [n]}$
 - 9: **output** $\text{argsort}(\text{LEARNSCORE-LS}(D^{(n)}))$ ▷ Call **Algorithm 3**.
 - 10: **Breiman Case**
 - 11: Draw $n = \tilde{\Theta}(\log(dk/\delta)(rk/\epsilon)^r)$ samples from \mathcal{D} ▷ Under sparsity and **Condition 5**.
 - 12: For any $j \in [n]$, compute $\mathbf{y}^{(j)} \leftarrow \mathbf{m}_C(\sigma^{(j)})$ ▷ See **Equation (1)**.
 - 13: $D^{(n)} \leftarrow \{\mathbf{x}^{(j)}, \mathbf{y}^{(j)}\}_{j \in [n]}$
 - 14: **output** $\text{argsort}(\text{LEARNSCORE-BREIMAN}(D^{(n)}))$ ▷ Call **Algorithm 4**.
-

1. There exists an algorithm (Decision Trees via Level-Splits - **Algorithm 5**) with set of splits S_n that computes an estimate $h^{(n)}(\cdot; S_n) : \{0, 1\}^d \rightarrow \mathbb{S}_k$ which satisfies

$$\Pr_{(\mathbf{x}^1, \sigma^1), \dots, (\mathbf{x}^n, \sigma^n) \sim \mathcal{D}_R^n} \left[\mathbb{E}_{\mathbf{x} \sim \mathcal{D}_x} [d_S(h(\mathbf{x}), h^{(n)}(\mathbf{x}; S_n))] > \epsilon \cdot k^2 \right] \leq \delta,$$

and for the number of samples n and the number of splits $\log(t)$, we have that

- (a) If \mathbf{m} is \mathbf{r} -sparse as per **Definition 5** and under the \mathbf{C} -submodularity condition (m_i and \mathcal{D}_x satisfy **Condition 4** for each alternative $i \in [k]$), it suffices to draw

$$n = \tilde{O}(\log(dk/\delta) \cdot k^{Cr+2} \cdot (Cr/\epsilon)^{Cr+2})$$

samples and set the number of splits to be $\log(t) = \frac{Cr}{Cr+2}(\log(n) - \log(\log(d/\delta)))$.

- (b) If, additionally to 1.(a), the distribution \mathcal{D}_x is a Boolean product distribution, it suffices to draw

$$n = \tilde{O}(\log(dk/\delta) \cdot 2^r \cdot k^2 \cdot (C/\epsilon)^2)$$

samples and set the number of splits to be $\log(t) = r$.

2. There exists an algorithm (Decision Tress via Breiman - **Algorithm 5**) with P_n that computes an estimate $h^{(n)}(\cdot; P_n) : \{0, 1\}^d \rightarrow \mathbb{S}_k$ which satisfies

$$\Pr_{(\mathbf{x}^1, \sigma^1), \dots, (\mathbf{x}^n, \sigma^n) \sim \mathcal{D}_R^n} \left[\mathbb{E}_{\mathbf{x} \sim \mathcal{D}_x} [d_S(h(\mathbf{x}), h^{(n)}(\mathbf{x}; P_n))] > \epsilon \cdot k^2 \right] \leq \delta,$$

and for the number of samples n and the number of splits $\log(t)$, we have that

- (a) If \mathbf{m} is \mathbf{r} -sparse and under the \mathbf{C} -approximate diminishing returns condition (m_i and \mathcal{D}_x satisfy **Condition 5** for each alternative $i \in [k]$), it suffices to draw

$$n = \tilde{O}(\log(dk/\delta) \cdot k^{Cr+3} \cdot (Cr/\epsilon)^{C \cdot r+3})$$

samples and set $\log(t) \geq \frac{Cr}{Cr+3}(\log(n) - \log(\log(d/\delta)))$.

(b) If, additionally to 2.(a), the distribution \mathcal{D}_x is a Boolean product distribution, it suffices to draw

$$n = \tilde{O}(\log(dk/\delta) \cdot k^3 \cdot C^2 \cdot 2^r / \varepsilon^3)$$

samples and set $\log(t) \geq r$.

The running time of the algorithms is polynomial in the number of samples n .

Proof. We reduce this problem to a score problem: for any sample $(\mathbf{x}, \sigma) = (\mathbf{x}, \text{argsort}(\mathbf{m}(\mathbf{x}))) \sim \mathcal{D}_R$, we create the tuple $(\mathbf{x}, \mathbf{y}') = (\mathbf{x}, \mathbf{m}_C(\sigma))$, where \mathbf{m}_C is the canonical representation of the ranking σ . Hence, any permutation of length k is mapped to a vector whose entries are integer multiples of $1/k$. Let us fix $\mathbf{x} \in \{0, 1\}^d$.

So, the tuple $(\mathbf{x}, \mathbf{y}')$ falls under the setting of the score variant of the regression setting of [Definition 7](#) with regression function equal to \mathbf{m}' (which is equal to $\mathbf{m}_C \circ \text{argsort} \circ \mathbf{m}$) and noise vector $\boldsymbol{\xi}' = 0$, i.e., $\mathbf{y}' = \mathbf{m}'(\mathbf{x}) + \boldsymbol{\xi}'$. Recall that our goal is to use the transformed samples $(\mathbf{x}, \mathbf{y}')$ in order to estimate the true label ranking mapping $h : \mathbb{X} \rightarrow \mathbb{S}_k$. Let us set $h^{(n)}$ be the label ranking estimate using n samples. We will show that $h^{(n)} = \text{argsort}(\mathbf{m}'^{(n)})$ is close to $h' = \text{argsort}(\mathbf{m}')$ in Spearman's distance, where $\mathbf{m}'^{(n)}$ is the estimation of \mathbf{m}' using [Theorem 4](#). We have that

$$\mathbf{E}_{\mathbf{x} \sim \mathcal{D}_x} \left\| \mathbf{m}'(\mathbf{x}) - \mathbf{m}'^{(n)}(\mathbf{x}; S_n^1, \dots, S_n^k) \right\|_2^2 \leq \varepsilon$$

with high probability using the vector-valued tools developed in [Theorem 4](#). By choosing an appropriate method, we obtain each one of the items 1(a), 1(b), 2(a) and 2(b) (each sample complexity result is in full correspondence with [Theorem 4](#)). Hence, our estimate is, by definition, close to $\mathbf{m}_C \circ \text{argsort} \circ \mathbf{m}$, i.e.,

$$\mathbf{E}_{\mathbf{x} \sim \mathcal{D}_x} \left\| \mathbf{m}_C(\text{argsort}(\mathbf{m}(\mathbf{x}))) - \mathbf{m}'^{(n)}(\mathbf{x}; S_n^1, \dots, S_n^k) \right\|_2^2 \leq \varepsilon,$$

thanks to the structure of the samples $(\mathbf{x}, \mathbf{y}')$. We can convert our estimate $\mathbf{m}'^{(n)}$ to a ranking by setting $h' = \text{argsort}(\mathbf{m}'^{(n)})$. For any $i \in [k]$, let us set m_i and \hat{m}_i for the true and the estimation quantities for simplicity; intuitively (without the expectation operator), a gap of order ε/k to the estimate $(m_i - \hat{m}_i)^2$ yields a bound $|m_i - \hat{m}_i| \leq \sqrt{\varepsilon/k}$. Recall that $m_i = \sigma(i)/k$ and so this implies that, in integer scaling, $|\sigma(i) - k \cdot \hat{m}_i| \leq O(\sqrt{\varepsilon \cdot k})$. We now have to compute $\hat{\sigma}(i)$, that is the rounded value of $k \cdot \hat{m}_i$. When turning the values $k \cdot \hat{m}_i$ into a ranking, the distortion of the i -th element from the correct value $\sigma(i)$ is at most the number of indices $j \neq i$ that lie inside the estimation radius. So, any term of the Spearman distance is on expectation of order $O(\varepsilon \cdot k)$. This is due to the fact that $\mathbf{E}[|m_i - k \cdot \hat{m}_i|] \leq \sqrt{\mathbf{E}[(m_i - k \cdot \hat{m}_i)^2]} = O(\sqrt{\varepsilon \cdot k})$. To conclude, we get that $\mathbf{E}_{\mathbf{x} \sim \mathcal{D}_x} d_S(\text{argsort}(\mathbf{m}(\mathbf{x})), h'(\mathbf{x})) \leq O(\varepsilon) \cdot k^2$. \square

Vanishing distance regime. We begin with the following lemma. Note that the condition $\|\mathbf{x} - \mathbf{y}\|_2 \leq \varepsilon$ does not imply that the corresponding rankings are close, i.e., $d_S(\text{argsort}(\mathbf{x}), \text{argsort}(\mathbf{y})) = O(\varepsilon)$. This is because if the values of \mathbf{x} are arbitrarily close then the corresponding permutations can be quite distinct without affecting the L_2 norm.

Lemma 1. *Let $\mathbf{x}, \mathbf{y} \in \mathbb{R}^k$. If $|x_i - x_j| > 2\varepsilon$ and $\|\mathbf{x} - \mathbf{y}\|_2 \leq \varepsilon$ for some $\varepsilon > 0$, then it holds that*

$$d_S(\text{argsort}(\mathbf{x}), \text{argsort}(\mathbf{y})) = 0.$$

Proof. Consider two vectors \mathbf{x}, \mathbf{y} satisfying the two input conditions for some $\varepsilon > 0$. Let us set π, σ the rankings $\text{argsort}(\mathbf{x})$ and $\text{argsort}(\mathbf{y})$ respectively. It holds that

$$d_S(\text{argsort}(\mathbf{x}), \text{argsort}(\mathbf{y})) = \sum_{i \in [k]} (\pi_i - \sigma_i)^2.$$

Since it holds that $\|\mathbf{x} - \mathbf{y}\|_\infty \leq \varepsilon$, we have that $|x_i - y_i| \leq \varepsilon$ for any $i \in [k]$. We claim that the alternative i with values x_i and y_i is placed in the same position in the orderings π and σ . Let us order the values of the vector \mathbf{x} in \mathbb{R} : we have that $x_{\pi(1)} \leq \dots \leq x_{\pi(k)}$. Hence, we have that $y_{\pi(i)} - \varepsilon \leq x_{\pi(i)} \leq y_{\pi(i)} + \varepsilon$ for $i \in [k]$ and $x_{\pi(i-1)} + 2\varepsilon < x_{\pi(i)} < x_{\pi(i+1)} - 2\varepsilon$ for $i \in [2..k-1]$. This implies that $\sigma = \pi$. \square

If the minimal separation is of order $|m'_i(\mathbf{x}) - m'_j(\mathbf{x})| \geq \Theta(\lambda)$ for all $i \neq j$, then one can appropriately choose $\varepsilon = o(\lambda)$. Then, we get that

$$d_S(\text{argsort}(\mathbf{m}(\mathbf{x})), \text{argsort}(\mathbf{m}'^{(n)}(\mathbf{x}; S_n^1, \dots, S_n^k)) = 0,$$

by applying [Lemma 1](#). Hence, since the gap between m_i and m_j is $1/k$, one can choose $\lambda = 1/(10k)$ and so one should estimate m_i with accuracy $o(1/k^2)$ (since we estimate the expected squared L_2 norm). We choose $\varepsilon' = \varepsilon/k^2$ and make the expected distance in the output ranking at most ε .

We note that we did not include the distance operator in the [Informal Theorem 1](#) for simplicity.

5.2 Complete Rankings with Random Forests (Level Splits & Breiman)

In this section, we provide similar algorithmic results for Fully Grown Honest Forests based on the Level-Splits and the Breiman's criteria.

For algorithms that use Random Forests via Level Splits, we need the following condition.

Condition 6 (Strong Sparsity). *A target function $f : \{0, 1\}^d \rightarrow [-1/2, 1/2]$ is (β, r) -strongly sparse if f is r -sparse with relevant features R (see [Definition 5](#)) and the function \tilde{V} (see [Equation \(2\)](#)) satisfies*

$$\tilde{V}(T \cup \{j\}) - \tilde{V}(T) + \beta \leq \tilde{V}(T \cup \{i\}) - \tilde{V}(T),$$

for all $i \in R, j \in [d] \setminus R$ and $T \subset [d] \setminus \{i\}$. Moreover, a vector-valued function $\mathbf{m} : \{0, 1\}^d \rightarrow [-1/2, 1/2]^k$ is (β, r) -strongly sparse if each m_j is (β, r) -strongly sparse for any $j \in [k]$.

Our theorem follows.

Theorem 6 (Label Ranking with Fully Grown Honest Forests via Level-Splits). *Let $\varepsilon, \delta > 0$. Let $H > 0$. Under [Definition 6](#) with underlying score hypothesis $\mathbf{m} : \{0, 1\}^d \rightarrow [0, 1]^k$, where $k \in \mathbb{N}$ is the number of labels and given access to i.i.d. data $(\mathbf{x}, \sigma) \sim \mathcal{D}_R$, the following hold. For any $i \in [k]$, we have that: let $m_i^{(n,s)}$ be the forest estimator for alternative i that is built with sub-sampling of size s from the training set and where every tree $m_i(\mathbf{x}, D_s)$ is built using [Algorithm 9](#), with inputs: $\log(t)$ large enough so that every leaf has two or three samples and $h = 1$. Under the strong sparsity condition (see [Condition 6](#)) for any $i \in [k]$, if R is the set of relevant features and for every $\mathbf{w} \in \{0, 1\}^r$, it holds for the marginal probability that $\Pr_{\mathbf{z} \sim \mathcal{D}_x}(\mathbf{z}_R = \mathbf{w}) \notin (0, \zeta/2^r)$ and if $s = \tilde{\Theta}(2^r \cdot (\log(dk/\delta)/\beta^2 + \log(k/\delta)/\zeta))$, then it holds that*

$$\Pr_{(\mathbf{x}^1, \sigma^1), \dots, (\mathbf{x}^n, \sigma^n) \sim \mathcal{D}_R^n} \left[\mathbf{E}_{\mathbf{x} \sim \mathcal{D}_x} \left[\|\mathbf{m}(\mathbf{x}) - \mathbf{m}^{(n,s)}(\mathbf{x})\|_2^2 \right] \geq \varepsilon \right] \leq \delta$$

using a training set of size $n = \tilde{O}\left(\frac{2^r k \log(k/\delta)}{\varepsilon} \left(\frac{\log(d)}{\beta^2} + \frac{1}{\zeta}\right)\right)$. Moreover, under the generative process of [Definition 1](#), it holds that there exists a poly(n)-time algorithm with the same sample complexity that, given that $\varepsilon \in (0, 1)$, computes an estimate $h^{(n,s)} : \{0, 1\}^d \rightarrow \mathbb{S}_k$ which satisfies

$$\Pr_{(\mathbf{x}^1, \sigma^1), \dots, (\mathbf{x}^n, \sigma^n) \sim \mathcal{D}_R^n} \left[\mathbf{E}_{\mathbf{x} \sim \mathcal{D}_x} [d_S(h(\mathbf{x}), h^{(n,s)}(\mathbf{x}))] > \varepsilon \cdot k^2 \right] \leq \delta.$$

Proof. Recall that each sample of [Definition 6](#) can be equivalently generated as follows:

1. $\mathbf{x} \in \{0, 1\}^d$ is drawn from \mathcal{D}_x ,
2. For each $i \in [k]$:
 - (a) Draw $\xi \in [-1/4, 1/4]$ from the zero mean distribution marginal \mathcal{E}_i .
 - (b) Compute $y_i = m_i(\mathbf{x}) + \xi$.
3. Output (\mathbf{x}, \mathbf{y}) , where $\mathbf{y} = (y_i)_{i \in [k]}$.

In order to estimate the coordinate $i \in [k]$, i.e., the function $m_i : \{0, 1\}^d \rightarrow [1/4, 3/4]$, we have to make use of the samples $(\mathbf{x}, y_i) \in \{0, 1\}^d \times [0, 1]$. We have that

$$\begin{aligned} \Pr \left[\mathbf{E}_{\mathbf{x} \sim \mathcal{D}_x} \left[\left\| \mathbf{m}(\mathbf{x}) - \mathbf{m}^{(n,s)}(\mathbf{x}) \right\|_2^2 \right] > \varepsilon \right] &= \Pr \left[\sum_{i \in [k]} \mathbf{E}_{\mathbf{x} \sim \mathcal{D}_x} \left[(m_i(\mathbf{x}) - m_i^{(n,s)}(\mathbf{x}))^2 \right] > \varepsilon \right] \\ &\leq \Pr[\exists i \in [k] : B_i], \end{aligned}$$

where we consider the events

$$B_i = \mathbf{E}_{\mathbf{x} \sim \mathcal{D}_x} \left[\left(m_i(\mathbf{x}) - m_i^{(n,s)}(\mathbf{x}) \right)^2 \right] > \varepsilon/k,$$

for any $i \in [k]$, whose randomness lies in the random variables used to construct the empirical estimate $m_i^{(n,s)} = m_i^{(n,s)}(\cdot; (\mathbf{x}^{(1)}, y_i^{(1)}), \dots, (\mathbf{x}^{(n)}, y_i^{(n)}))$, where $m_i^{(n,s)}$ is the forest estimator for the alternative i using subsampling of size s . We are ready to apply the result of [SZ20] for random forest with Level-Splits (Theorem 3.4) with accuracy ε/k and confidence δ/k . Fix $i \in [k]$. Let $m_i^{(n,s)}$ be the forest estimator that is built with sub-sampling of size s from the training set and where every tree $m_i(\mathbf{x}, D_s)$ is built using [Algorithm 9](#), with inputs: $\log(t)$ large enough so that every leaf has two or three samples and $h = 1$. Under the strong sparsity condition for m_i (see [Condition 6](#)), if R is the set of relevant features and for every $\mathbf{w} \in \{0, 1\}^r$, it holds for the marginal probability that $\Pr_{\mathbf{z} \sim \mathcal{D}_x}(\mathbf{z}_R = \mathbf{w}) \notin (0, \zeta/2^r)$ and if $s = \tilde{\Theta}(2^r \cdot (\log(dk/\delta)/\beta^2 + \log(k/\delta)/\zeta))$, then it holds that

$$\Pr_{D_n \sim \mathcal{D}^n} \left[\mathbf{E}_{\mathbf{x} \sim \mathcal{D}_x} \left[\left(m_i(\mathbf{x}) - m_i^{(n,s)}(\mathbf{x}) \right)^2 \right] \geq \varepsilon/k \right] \leq \delta/k,$$

using a training set of size $n = \tilde{O}\left(\frac{2^r k \log(k/\delta)}{\varepsilon} \left(\frac{\log(d)}{\beta^2} + \frac{1}{\zeta}\right)\right)$. Aggregating the k random forests, we get the desired result using the union bound. The Spearman's distance result under [Definition 1](#) follows using the canonical vector representation, as in [Theorem 5](#). \square

For algorithms that use Random Forests via Breiman's criterion, we need the following condition.

Condition 7 (Marginal Density Lower Bound). *We say that the density \mathcal{D}_x is (ζ, q) -lower bounded if, for every set $Q \subset [d]$ with size $|Q| = q$, for every $\mathbf{w} \in \{0, 1\}^q$, it holds that*

$$\Pr_{\mathbf{x} \sim \mathcal{D}_x} [\mathbf{x}_Q = \mathbf{w}] \geq \zeta/2^q.$$

The result for the Breiman's criterion is the following.

Theorem 7 (Label Ranking with Fully Grown Honest Forests via Breiman). *Let $\varepsilon, \delta > 0$. Under [Definition 6](#) with underlying score hypothesis $\mathbf{m} : \{0, 1\}^d \rightarrow [0, 1]^k$, where $k \in \mathbb{N}$ is the number of labels and given access to i.i.d. data $(\mathbf{x}, \sigma) \sim \mathcal{D}_R$, the following hold. Suppose that \mathcal{D}_x is (ζ, r) -lower bounded (see [Condition 7](#)). For any $i \in [k]$, let $m_i^{(n,s)}$ be the forest estimator for the i -th alternative that is built with sub-sampling of size s from the training set and where every tree $m_i(\mathbf{x}, D_s)$ is built using the [Algorithm 10](#), with inputs: $\log(t)$ large*

enough so that every leaf has two or three samples, training set D_s and $h = 1$. Then, using $s = \tilde{\Theta}(\frac{2^r \log(dk/\delta)}{\zeta \beta^2})$ and under [Condition 6](#) for any $i \in [k]$, we have that

$$\Pr_{(\mathbf{x}^1, \sigma^1), \dots, (\mathbf{x}^n, \sigma^n) \sim \mathcal{D}_R^n} \left[\mathbf{E}_{\mathbf{x} \sim \mathcal{D}_x} \left[\left\| \mathbf{m}(\mathbf{x}) - \mathbf{m}^{(n,s)}(\mathbf{x}) \right\|_2^2 \right] \geq \varepsilon \right] \leq \delta,$$

using $n = \tilde{O}\left(\frac{2^r k \log(dk/\delta)}{\varepsilon \zeta \beta^2}\right)$. Moreover, under the generative process of [Definition 1](#), it holds that there exists a $\text{poly}(n)$ -time algorithm with the same sample complexity that, given that $\varepsilon \in (0, 1)$, computes an estimate $h^{(n,s)} : \{0, 1\}^d \rightarrow \mathbb{S}_k$ which satisfies

$$\Pr_{(\mathbf{x}^1, \sigma^1), \dots, (\mathbf{x}^n, \sigma^n) \sim \mathcal{D}_R^n} \left[\mathbf{E}_{\mathbf{x} \sim \mathcal{D}_x} \left[d_S(h(\mathbf{x}), h^{(n,s)}(\mathbf{x})) \right] > \varepsilon \cdot k^2 \right] \leq \delta.$$

Proof. The proof is similar as in [Theorem 6](#) (by modifying the sample complexity and the value of subsampling s) and is omitted. \square

5.3 Incomplete Rankings

In this section, we study the Label Ranking problem in the incomplete rankings setting. In [Definition 3](#), we describe how a noisy score vector \mathbf{y} and its associated ranking $\text{argsort}(\mathbf{y})$ is generated. In order to resolve [Question 2](#), we consider an One-Versus-One (OVO) approach. In fact, we consider a VC class \mathcal{G} of binary class and our goal is to use the incomplete observations and output a collection of $\binom{k}{2}$ classifiers from \mathcal{G} so that, for a testing example $\mathbf{x} \sim \mathcal{D}_x$ with $\mathbf{x} \in \mathbb{R}^d$, the estimated ranking $\hat{\sigma}_x$, based on our selected hypotheses from \mathcal{G} , will be close to the optimal one with high probability. We propose the following algorithm ([Algorithm 7](#)).

Algorithm 6 Algorithm for Estimation and Aggregation for a VC class

- 1: **Input:** A collection of training sets $D_{i,j}$ for $1 \leq i < j \leq k$, VC class \mathcal{G} .
 - 2: **Output:** An estimate $\hat{\mathbf{s}} : \mathbb{X} \rightarrow \mathbb{N}^k$ for the optimal score vector \mathbf{s}^* .
 - 3: **procedure** ESTIMATEAGGREGATE($D_{i,j}$ for all $i < j$, \mathcal{G})
 - 4: **for** $1 \leq i < j \leq k$ **do**
 - 5: Find $\hat{g}_{i,j} = \text{argmin}_{g \in \mathcal{G}} \frac{1}{|D_{i,j}|} \sum_{(\mathbf{x}, y) \in D_{i,j}} \mathbf{1}\{g(\mathbf{x}) \neq y\}$
 - 6: **endfor**
 - 7: **for** $1 \leq i \leq k$ **do**
 - 8: $\hat{\mathbf{s}}(\mathbf{x}; i) = 1 + \sum_{j \neq i} \mathbf{1}\{\hat{g}_{i,j}(\mathbf{x}) = -1\}$
 - 9: **endfor**
 - 10: Break ties randomly
 - 11: **output** $\hat{\mathbf{s}}(\cdot) = (\hat{\mathbf{s}}(\cdot; 1), \dots, \hat{\mathbf{s}}(\cdot; k))$
-

In order to resolve [Question 2](#), we will make use of the Kemeny embedding and the OVO approach. Let D be the training set with labeled examples of the form $(\mathbf{x}, \sigma) \sim \mathcal{D}_R^q$, where σ corresponds to an incomplete ranking generated as in [Definition 3](#). Our algorithm proceeds as follows:

1. As a first step, for any pair of alternatives $i < j$ with $i, j \in [k]$, we create a dataset $D_{i,j} = \emptyset$.
2. For any $i < j$ and for any feature $\mathbf{x} \in D$ whose incomplete ranking σ contains both i and j , we add in the dataset $D_{i,j}$ the example $(\mathbf{x}, y) := (\mathbf{x}, \text{sgn}(\sigma(i) - \sigma(j)))$.

Algorithm 7 Algorithm for Label Ranking with Incomplete Rankings

- 1: **Input:** Sample access to i.i.d. examples of the form $(\mathbf{x}, \sigma) \sim \mathcal{D}_R^q$, VC class \mathcal{G} .
- 2: **Model:** Incomplete rankings are generated as in [Definition 3](#).
- 3: **Output:** An estimate $\hat{\sigma} : \mathbb{R}^d \rightarrow \mathbb{S}_k$ of the optimal classifier σ^* that satisfies

$$\Pr_{\mathbf{x} \sim \mathcal{D}_x} [\hat{\sigma}(\mathbf{x}) \neq \sigma^*(\mathbf{x})] \leq \frac{C_{a,B}}{(\phi \cdot q_{\min})^2} \cdot \text{OPT}(\mathcal{G}) + \varepsilon.$$

- 4: **procedure** LABELRANKINCOMPLETE(ε, δ)
 - 5: Set $n = \tilde{\Theta} \left(k^{\frac{4(1-\alpha)}{\alpha}} \max\{\log(k/\delta), \text{VC}(\mathcal{G})\} / \text{poly}_\alpha(\phi \cdot q_{\min} \cdot \varepsilon) \right)$ ▷ See [Theorem 8](#).
 - 6: Draw a training set D of n independent samples from \mathcal{D}_R^q
 - 7: For any $i \neq j$, set $D_{i,j} = \emptyset$
 - 8: **for** $1 \leq i < j \leq k$ **do**
 - 9: **if** $(\mathbf{x}, \sigma) \in D$ and $\sigma \ni \{i, j\}$ **then**
 - 10: Add $(\mathbf{x}, \text{sgn}(\sigma(i) - \sigma(j)))$ to $D_{i,j}$
 - 11: **endif**
 - 12: **endfor**
 - 13: **Training Phase:** $\hat{\mathbf{s}} \leftarrow \text{ESTIMATEAGGREGATE}(D_{i,j} \text{ for all } i < j, \mathcal{G})$ ▷ See [Algorithm 6](#).
 - 14: **Testing Phase:** On input $\mathbf{x} \in \mathbb{R}^d$, output $\text{argsort}(\hat{\mathbf{s}}(\mathbf{x}))$
-

3. For any $i < j$, we compute the ERM solution (see [Algorithm 6](#)) to the binary classification problem $\hat{g}_{i,j} = \text{argmin}_{g \in \mathcal{G}} \hat{L}_{i,j}(g)$ where

$$\hat{L}_{i,j}(g) = \frac{1}{|D_{i,j}|} \sum_{(\mathbf{x}, y) \in D_{i,j}} \mathbf{1}\{g(\mathbf{x}) \neq y\}.$$

4. We aggregate the binary classifiers (see [Algorithm 6](#)) using the score function:

$$\hat{\mathbf{s}}(\mathbf{x}; i) = 1 + \sum_{j \neq i} \mathbf{1}\{\hat{g}_{i,j}(\mathbf{x}) = -1\}.$$

5. Break the possible ties randomly and output the prediction $\text{argsort}(\hat{\mathbf{s}}(\mathbf{x}))$.

In this statistical LR setting, we impose some restrictions on the proximity of the score values together with the regression noise distribution \mathcal{E} :

Assumption 1 (Tsybakov's condition). *There exists $\alpha \in [0, 1]$ and $B > 0$ so that*

$$\Pr_{\mathbf{x} \sim \mathcal{D}_x} \left[\left| \Pr_{\xi_i, \xi_j} [m_i(X) + \xi_i < m_j(X) + \xi_j | X = \mathbf{x}] - 1/2 \right| < 2t \right] \leq B \cdot t^{\alpha/(1-\alpha)},$$

for all $i \neq j$ and $t \geq 0$.

In its standard form, this noise condition naturally requires that the regression function of a binary problem $\eta(\mathbf{x}) = \mathbb{E}[Y | X = \mathbf{x}] = 2\Pr[Y = +1 | X = \mathbf{x}] - 1$ is close to the critical value 0 with low probability, i.e., the labels are not completely random for a sufficiently large portion of the feature space. In our setting, this regression function for the pair $i < j$ is the quantity $\eta_{i,j}(\mathbf{x}) = 2\Pr_{\xi_i, \xi_j} [y_i < y_j | X = \mathbf{x}] - 1 = 2\Pr_{\xi_i, \xi_j} [m_i(X) + \xi_i < m_j(X) + \xi_j | X = \mathbf{x}] - 1$. We remark that, when $\alpha = 0$, the Tsybakov's condition becomes void and, when $\alpha = 1$, we recover the Massart noise condition, i.e., it holds that there exists $q > 0$ so that $|2\eta(\mathbf{x}) - 1| > q$ almost surely (the probability is bounded away from 1/2).

For any \mathbf{x} , the vector $\mathbf{q}(\mathbf{x})$ corresponds to k probability distributions $q_i(\mathbf{x})$ that assign mass to the event of erasing the alternative $i \in [k]$ and we underline that our model allows quite complex ways to erase alternatives (we do assume neither independence per coordinate nor uniform erasure probability over the feature space). Hence, in order to obtain the desired guarantees we have to impose some mild assumptions in the deletion probability vector \mathbf{q} .

Assumption 2 (Deletion Tolerance for the Survival Probabilities Vector). *There exist $q_{\min} \in (0, 1)$ and $\phi \in (0, 1)$ so that $\Pr_{\mathbf{x} \sim \mathcal{D}_x} [q_{i,j}(X) > q_{\min} | X = \mathbf{x}] \geq \phi$, where $q_{i,j}(\mathbf{x})$ is the survival probability of the pair $i < j$ for the feature $\mathbf{x} \in \mathbb{R}^d$.*

We note that such noise conditions have already appeared in the incomplete rankings setting. The work of [FKS21] considers a generalization of the well-known Mallows model, which interpolates between the standard complete one and the pairwise comparisons setting. Their incomplete rankings' condition is very similar to **Assumption 2**, but specialized to an unsupervised learning setting.

Optimal Benchmark: Bayes classifier. Let us consider a binary classification problem with labels $-1, +1$. Let the posterior probability distribution be $\eta(\mathbf{x}) = \Pr_{(\mathbf{x}, Y)} [Y = +1 | X = \mathbf{x}]$ and define the mapping $g^*(\mathbf{x}) = \mathbf{1}\{\eta(\mathbf{x}) \geq 1/2\}$. The following hold (see [BBL05]).

1. $L(g^*) = L^*$, i.e., g^* is the Bayes classifier.
2. For any $g \in \mathcal{G}$, it holds that

$$L(g) - L^* = 2 \mathbf{E}_{\mathbf{x} \sim \mathcal{D}_x} [|\eta(\mathbf{x}) - 1/2| \cdot \mathbf{1}\{g(\mathbf{x}) \neq g^*(\mathbf{x})\}].$$

The Bayes-optimal classifier will be the competing benchmark of our learning algorithms in the incomplete (and partial) setting. Consider a training set of n i.i.d. draws from \mathcal{D}_R^q . Our main result is the following.

Theorem 8 (Label Ranking with Incomplete Rankings). *Let $\varepsilon, \delta \in (0, 1)$ and assume that both the Tsybakov's noise condition (**Assumption 1**) holds with $a \in (0, 1), B > 0$ and the deletion tolerance condition (**Assumption 2**) holds for the survival probability vector with parameters $q_{\min} \in (0, 1)$ and $\phi \in (0, 1)$. Set $C_{a,B} = B^{1-a} / ((1-a)^{1-a} a^a)$ and consider a hypothesis class \mathcal{G} of binary classifiers with finite VC dimension. There exists an algorithm (**Algorithm 7**) that computes an estimate $\hat{\sigma} : \mathbb{R}^d \rightarrow \mathbb{S}_k$ so that*

$$\Pr_{\mathbf{x} \sim \mathcal{D}_x} [\hat{\sigma}(\mathbf{x}) \neq \sigma^*(\mathbf{x})] \leq \frac{C_{a,B}}{(\phi \cdot q_{\min})^2} \left(2 \sum_{i < j} \left(\inf_{g \in \mathcal{G}} L_{i,j}(g) - L_{i,j}^* \right)^\alpha \right) + \varepsilon,$$

with probability at least $1 - \delta$, where $\sigma^* : \mathbb{R}^d \rightarrow \mathbb{S}_k$ is the mapping induced by the aggregation of the $\binom{k}{2}$ Bayes classifiers $g_{i,j}^*$ with loss $L_{i,j}^*$, using n independent samples from \mathcal{D}_R^q (see **Definition 3**), with

$$n = O \left(\frac{C_{a,B}}{(\phi \cdot q_{\min})^{4-2\alpha} \cdot \binom{k}{2}} \cdot \left(\frac{C_{a,B} \binom{k}{2}}{\varepsilon \cdot \phi \cdot q_{\min}} \right)^{\frac{2-\alpha}{\alpha}} \cdot M \right),$$

where

$$M = \max \left\{ \log(k/\delta), \text{VC}(\mathcal{G}) \cdot \log \left(\frac{C_{a,B} \text{VC}(\mathcal{G})}{(\phi \cdot q_{\min})^{3-2\alpha}} \cdot \left(\frac{C_{a,B} \binom{k}{2}}{\varepsilon \cdot \phi \cdot q_{\min}} \right)^{\frac{2-\alpha}{\alpha}} \right) \right\}.$$

Some remarks are in order.

Remark 1. We note that this result cannot be directly compared quantitatively with the result of [CV20]. [CV20] consider LR in the multiclass classification context, where the learner observes the top-label with some noise, i.e., observes only the partial information $\sigma_{\mathbf{x}}^{-1}(1)$ in presence of noise, under the form of the random label y assigned to \mathbf{x} . In their case, only the top alternative is observed. We have to slightly modify our incomplete setting, where we erase position instead of alternatives. If we consider that the i -th coordinate of the survival probability vector $\tilde{\mathbf{q}}$ (see Definition 3) corresponds to the probability that the i -th position (and not the i -th alternative) survives, then we have that the [CV20] setting satisfies $\tilde{q}_1(\mathbf{x}) = 1$ and $\tilde{q}_i(\mathbf{x}) = 0$ for all $i > 1$ and for all $\mathbf{x} \in \mathbb{R}^d$. In our setting, q_{\min} corresponds to the smallest non-zero coordinate of \mathbf{q} provided that at least two such coordinates exist. In fact, if the number of zero coordinates is m , one should decrease the value of k by m and work with permutations of size at most $k - m$.

We further remark that the generative processes of the two works are different (we consider a nonparametric regression approach, while the work of [CV20] considers a Plackett-Luce model based on the score function). However, at a technical level, the multi-class variant of LR can also be solved, under appropriate noise conditions, by means of the One-Versus-One approach to multiclass classification.

Remark 2. We remark that, in the above results for the noisy nonparametric regression, we only focused on the sample complexity of our learning algorithms. Crucially, the runtime depends on the complexity of the Empirical Risk Minimizer and this depends on the selected VC class. Hence, the choice of the VC class involves a trade-off between computational complexity and expressivity/flexibility.

We continue with the proof. In order to obtain fast learning rates for general function classes, the well-known Talagrand's inequality (see Fact 1 and [BBL05]) is used combined with an upper bound on the variance of the loss (which is given by the noise condition) and convergence bounds on Rademacher averages (see e.g., [BBM05]).

Proof. We decompose the proof into a series of claims. Consider the binary hypothesis class \mathcal{G} consisting of mappings $g : \mathbb{R}^d \rightarrow \{-1, +1\}$ of finite VC dimension. We let g^* be the Bayes classifier. We consider $\binom{k}{2}$ copies of this class, one for each unordered pair (i, j) and let $\mathcal{G}_{i,j} = \{g_{i,j} : \mathbb{R}^d \rightarrow \{-1, +1\}\}$ be the corresponding class. We let $\hat{g}_{i,j}$ and $g_{i,j}^*$ be the algorithm's empirical classifier and the Bayes classifier respectively for the pair (i, j) .

Claim 1. It holds that

$$\Pr_{\mathbf{x} \sim \mathcal{D}_x} [\hat{\sigma}(\mathbf{x}) \neq \sigma^*(\mathbf{x})] \leq \sum_{i < j} \Pr_{\mathbf{x} \sim \mathcal{D}_x} [\hat{g}_{i,j}(\mathbf{x}) \neq g_{i,j}^*(\mathbf{x})].$$

Proof. Let $\hat{g}_{i,j} = \hat{g}_{i,j}(D_n)$ be the output estimator for the pair (i, j) . We have that

$$\bigcap_{i < j} \{\mathbf{x} \in \mathbb{R}^d : \hat{g}_{i,j}(\mathbf{x}) = g_{i,j}^*(\mathbf{x})\} \subset \{\mathbf{x} \in \mathbb{R}^d : \hat{\sigma}(\mathbf{x}) = \sigma^*(\mathbf{x})\},$$

where $\hat{\sigma}, \sigma^* : \mathbb{R}^d \rightarrow \mathbb{S}_k$ are the mappings generated by aggregating the estimators $\{\hat{g}_{i,j}\}, \{g_{i,j}^*\}$ respectively. Hence, we get that

$$\{\mathbf{x} \in \mathbb{R}^d : \hat{\sigma}(\mathbf{x}) \neq \sigma^*(\mathbf{x})\} \subset \bigcup_{i < j} \{\mathbf{x} \in \mathbb{R}^d : \hat{g}_{i,j}(\mathbf{x}) \neq g_{i,j}^*(\mathbf{x})\}.$$

So, we have that the desired probability is controlled by

$$\Pr_{\mathbf{x} \sim \mathcal{D}_x} [\hat{\sigma}(\mathbf{x}) \neq \sigma^*(\mathbf{x})] \leq \sum_{i < j} \Pr_{\mathbf{x} \sim \mathcal{D}_x} [\hat{g}_{i,j}(\mathbf{x}) \neq g_{i,j}^*(\mathbf{x})],$$

where the above probabilities also depend on the input training set D_n . □

Thanks to the union bound, it suffices to control the error probability of a single binary classifier. Note that the empirical estimator $\hat{g}_{i,j} : \mathbb{R}^d \rightarrow \{-1, 1\}$ is built from a random number of samples (\mathbf{x}, σ) (those that satisfy $\sigma \ni \{i, j\}$, see also [Algorithm 7](#)). Let us fix a pair (i, j) and, for $\sigma \ni \{i, j\}$, we set $y_{i,j} = \text{sgn}(\sigma(i) - \sigma(j))$. For each classifier $g \in \mathcal{G}_{i,j}$, we introduce the risk

$$L_{i,j}(g) = \mathbf{E}_{(\mathbf{x}, \sigma) \sim \mathcal{D}_R^q} [\mathbf{1}\{g(\mathbf{x}) \neq y_{i,j} | \sigma \ni \{i, j\}\}] = \frac{\mathbf{E}_{(\mathbf{x}, \sigma) \sim \mathcal{D}_R^q} [\mathbf{1}\{g(\mathbf{x}) \neq y_{i,j} \cap \sigma \ni \{i, j\}\}]}{\mathbf{E}_{(\mathbf{x}, \sigma)} [\mathbf{1}\{\sigma \ni \{i, j\}\}]},$$

and the empirical risk that is obtained using n i.i.d. samples

$$\hat{L}_{i,j}(g) = \frac{\sum_{i \in [n]} \mathbf{1}\{g(\mathbf{x}) \neq y_{i,j} \cap \sigma \ni \{i, j\}\}}{\sum_{i \in [n]} \mathbf{1}\{\sigma \ni \{i, j\}\}}.$$

We can control these quantities using the following result, which is essentially similar to [\[CV20\]](#). In our case, the estimator for the pair (i, j) is built from the samples $(\mathbf{x}, \sigma) \sim \mathcal{D}_R^q$ which contain both i and j .

Claim 2. *Let $\delta > 0$ and $i \neq j$ with $i, j \in [k]$. Assume that the Tsybakov condition ([Assumption 1](#)) holds with parameters α, B for the pair (i, j) and that the survival probabilities vector \mathbf{q} satisfies [Assumption 2](#) with parameters $q_{\min} > 0$ and $\phi > 0$. Set $C_{a,B} = \frac{B^{1-a}}{(1-a)^{1-a} a^a}$ and set $q_s = \phi \cdot q_{\min}$. Then, for a training set T_n with elements (\mathbf{x}, y) with $y = \text{sgn}(\sigma(i) - \sigma(j))$ where $(\mathbf{x}, \sigma) \sim \mathcal{D}_R^q$ conditioned that $\sigma \ni \{i, j\}$, it holds that*

$$L_{i,j}(\hat{g}_{i,j}) - L_{i,j}(g^*) \leq 2 \cdot \left(\inf_{g \in \mathcal{G}} L_{i,j}(g) - L_{i,j}(g^*) \right) + r_n(\delta),$$

with probability at least $1 - \delta$, where $\hat{g}_{i,j} = \text{argmin}_{g \in \mathcal{G}} \hat{L}_{i,j}(g; T_n)$ and g^* is the Bayes classifier and

$$r_n(\delta) = \max \left\{ 2 \left(\frac{16C_{a,B}}{n \cdot q_s^{3-2\alpha}} \right)^{\frac{1}{2-\alpha}} \cdot \left((C \cdot \text{VC}(\mathcal{G}) \cdot \log(n))^{\frac{1}{2-\alpha}} + (32 \log(2/\delta))^{\frac{1}{2-\alpha}} \right), \frac{C' \cdot \log(2/\delta)}{q_s \cdot n} \right\},$$

where C, C' are constants. Moreover, if the size of the training set T_n is at least

$$n \geq n_{PC} := \max \left\{ (2/\delta)^{\frac{1}{2C^2 \cdot \text{VC}(\mathcal{G})}}, \log(2/\delta) \left(\frac{6^{2-\alpha} q_s^{1-\alpha}}{C_{a,B}} \right)^{\frac{1}{1-\alpha}} \right\},$$

we have that

$$r_n(\delta) = 2 \left(\frac{16C_{a,B}}{n \cdot q_s^{3-2\alpha}} \right)^{\frac{1}{2-\alpha}} \cdot \left((C \cdot \text{VC}(\mathcal{G}) \cdot \log(n))^{\frac{1}{2-\alpha}} + (32 \log(2/\delta))^{\frac{1}{2-\alpha}} \right).$$

Proof. Let us fix $i \neq j$. Consider the binary class $\mathcal{G} = \mathcal{G}_{i,j}$ and let us set $L_{i,j}^* = L_{i,j}(g^*)$, where g^* is the Bayes classifier. Let us set $y_{i,j} = \text{sgn}(\sigma(i) - \sigma(j)) \in \{-1, +1\}$. Consider the loss function for the classifier $g \in \mathcal{G}$:

$$c_{i,j}(g; \mathbf{x}, \sigma) = \mathbf{1}\{g(\mathbf{x}) \neq y_{i,j} \cap \sigma \ni \{i, j\}\}.$$

We introduce the loss class $\mathcal{F}_{i,j}$ associated with $\mathcal{G}_{i,j}$, where

$$\mathcal{F}_{i,j} = \left\{ (\mathbf{x}, \sigma) \mapsto \mathbf{1}\{\sigma \ni \{i, j\}\} \cdot (c_{i,j}(g; \mathbf{x}, \sigma) - \mathbf{1}\{g^*(\mathbf{x}) \neq y_{i,j}\}) : g \in \mathcal{G}_{i,j} \right\}.$$

Let $\mathcal{F}_{i,j}^*$ be the star-hull of $\mathcal{F}_{i,j}$ with $\mathcal{F}_{i,j}^* = \{a \cdot f : a \in [0, 1], f \in \mathcal{F}_{i,j}\}$.

Using the deletion tolerance condition ([Assumption 2](#)), we have that

$$\begin{aligned}\Pr_{(\mathbf{x}, \sigma) \sim \mathcal{D}_R^q}[\sigma \ni \{i, j\} | \mathbf{x}] &= \Pr_{(\mathbf{x}, \sigma) \sim \mathcal{D}_R^q}[\sigma \ni \{i, j\} | \mathbf{q}_{i,j}(\mathbf{x}) > q_{\min}, \mathbf{x}] \Pr[\mathbf{q}_{i,j}(\mathbf{x}) > q_{\min} | \mathbf{x}] \\ &+ \Pr_{(\mathbf{x}, \sigma) \sim \mathcal{D}_R^q}[\sigma \ni \{i, j\} | \mathbf{q}_{i,j}(\mathbf{x}) \leq q_{\min}, \mathbf{x}] \Pr[\mathbf{q}_{i,j}(\mathbf{x}) \leq q_{\min} | \mathbf{x}] \\ &\geq \phi \cdot q_{\min}.\end{aligned}$$

For any $f \in \mathcal{F}_{i,j}$, we introduce the function T which controls the variance of the function f as

$$\text{Var}(f) \leq \Pr_{\mathbf{x} \sim \mathcal{D}_x}[g(\mathbf{x}) \neq g_{i,j}^*(\mathbf{x})] \leq \frac{C_{a,B}}{\phi q_{\min}} (L_{i,j}(g) - L_{i,j}^*)^a = \frac{C_{a,B}}{\phi q_{\min} \Pr[\sigma \ni \{i, j\} | \mathbf{x}]^a} (\mathbf{E} f)^a =: T^2(f).$$

We remark that the second inequality follows from the facts that (i) the loss function $L_{i,j}$ is conditional on the event $\sigma \ni \{i, j\}$ and (ii), given (i), the Tsybakov's noise condition implies (see [Fact 2](#)) that

$$\Pr_{(\mathbf{x}, \sigma)}[g(\mathbf{x}) \neq g_{i,j}^*(\mathbf{x}) | \sigma \ni \{i, j\}] \leq C_{a,B} (L_{i,j}(g) - L_{i,j}^*)^a.$$

We will make use of the following result of [\[BBL05\]](#). In order to state this result, we have to define the functions ψ and w , (we also refer the reader to [\[BBL05\]](#) for further intuition on the definition of these crucial functions). We set

$$\psi(r) = \mathbf{E} R_n\{f \in \mathcal{F}_{i,j}^* : T(f) \leq r\},$$

where R_n is the Rademacher average⁶ of a subset of the star-hull of the loss class $\mathcal{F}_{i,j}$ whose variance is controlled by r^2 and

$$w(r) = \sup_{f \in \mathcal{F}_{i,j}^* : \mathbf{E} f \leq r} T(f),$$

which captures the largest variance (i.e., the value $\sqrt{\text{Var}(f)}$) among all loss functions f in the star hull of the loss class with bounded expectation.

Theorem 9 (Theorem 5.8 in [\[BBL05\]](#)). *Consider the class \mathcal{G} of classifiers $g : \mathbb{X} \rightarrow \{-1, +1\}$. For any $\delta > 0$, let $r^*(\delta)$ denote the solution of*

$$r = 4\psi(w(r)) + 2w(r) \sqrt{\frac{2 \log(2/\delta)}{n}} + \frac{16 \log(2/\delta)}{3n}$$

and ε^ the positive solution of the equation $r = \psi(w(r))$. Then, for any $\theta > 0$, with probability at least $1 - \delta$, the empirical risk minimizer g_n satisfies*

$$L(g_n) - \inf_{g \in \mathcal{G}} L(g) \leq \theta \left(\inf_{g \in \mathcal{G}} L(g) - L(g^*) \right) + \frac{(1 + \theta)^2}{4\theta} r^*(\delta).$$

In our binary setting with $i \neq j$, the risk $L_{i,j}$ is conditioned on the event $\sigma \ni \{i, j\}$. Hence, with probability at least $1 - \delta$, we get that

$$L_{i,j}(g_n) - \inf_{g \in \mathcal{G}} L_{i,j}(g) \leq \theta \left(\inf_{g \in \mathcal{G}} L_{i,j}(g) - L_{i,j}(g^*) \right) + \frac{(1 + \theta)^2}{4\theta} \frac{r^*(\delta)}{\Pr[\sigma \ni \{i, j\} | \mathbf{x}]},$$

⁶The Rademacher average of a set A is $R_n(A) := \frac{1}{n} \mathbf{E} \sup_{a \in A} |\sum_{i=1}^n \sigma_i a_i|$, where $\sigma_1, \dots, \sigma_n$ are independent Rademacher random variables.

where $\mathcal{G} = \mathcal{G}_{i,j}$. We set $\theta = 1$ and, by adding and subtracting the Bayes error $L_{i,j}^* = L_{i,j}(g^*)$ in the left hand side, we obtain

$$L_{i,j}(\hat{g}_{i,j}) - L_{i,j}^* \leq 2 \left(\inf_{g \in \mathcal{G}} L_{i,j}(g) - L_{i,j}^* \right) + \frac{r^*(\delta)}{\Pr[\sigma \ni \{i, j\} | \mathbf{x}]}.$$

The result follows by using the fact that $\Pr[\sigma \ni \{i, j\} | \mathbf{x}] \geq \phi q_{\min}$ ([Assumption 2](#)) and by the analysis of [\[CV20\]](#) for $r^*(\delta)$ (see the proof of Lemma 14 by [\[CV20\]](#) and replace ε by ϕq_{\min}). Finally, we set $r_n(\delta) = r^*(\delta) / \Pr[\sigma \ni \{i, j\} | \mathbf{x}]$ and $q_s = \phi \cdot q_{\min}$. \square

Crucially, observe that the above result does not depend on k , since it focuses on the pairwise comparison i, j .

Claim 3. For $C_{a,B}$ and q_s as defined in [Claim 2](#), it holds that

$$\Pr_{\mathbf{x} \sim \mathcal{D}_x} [\hat{\sigma}(\mathbf{x}) \neq \sigma^*(\mathbf{x})] \leq \frac{C_{a,B}}{q_s} \left(2 \sum_{i < j} \left(\inf_{g \in \mathcal{G}} L_{i,j}(g) - L_{i,j}^* \right)^\alpha + \binom{k}{2} r_n^\alpha \left(\delta / \binom{k}{2} \right) \right),$$

with probability at least $1 - \delta$.

Proof. Recall that $(\mathbf{x}, \sigma) \sim \mathcal{D}_R^q$ and fix the training examples given that $\sigma \ni \{i, j\}$. The Tsybakov's noise condition over the marginal over \mathbf{x} given that $\sigma \ni \{i, j\}$ implies (see [Fact 2](#)) that

$$\Pr_{(\mathbf{x}, \sigma)} [g_{i,j}(\mathbf{x}) \neq g_{i,j}^*(\mathbf{x}) | \sigma \ni \{i, j\}] \leq C_{a,B} (L_{i,j}(g) - L_{i,j}^*)^\alpha.$$

We have that

$$\begin{aligned} \Pr_{\mathbf{x} \sim \mathcal{D}_x} [g_{i,j}(\mathbf{x}) \neq g_{i,j}^*(\mathbf{x}) | \sigma \ni \{i, j\}] &= \int_{\mathbb{R}^d} \mathbf{1}\{g_{i,j}(\mathbf{x}) \neq g_{i,j}^*(\mathbf{x})\} \mathcal{D}_x(\mathbf{x} | \sigma \ni \{i, j\}) d\mathbf{x} = \\ &= \mathbb{E}_{\mathbf{x} \sim \mathcal{D}_x} \left[\frac{\mathcal{D}_x(\mathbf{x} | \sigma \ni \{i, j\})}{\mathcal{D}_x(\mathbf{x})} \mathbf{1}\{g_{i,j}(\mathbf{x}) \neq g_{i,j}^*(\mathbf{x})\} \right], \end{aligned}$$

where $\mathcal{D}_x(\cdot | \sigma \ni \{i, j\})$ is the conditional distribution of \mathbf{x} given that the label permutation contains both i and j . Then, using [Assumption 2](#), it holds that for a ϕ -density of $\mathbf{x} \in \mathbb{R}^d$, it holds that $q_{i,j}(\mathbf{x}) \geq q_{\min}$. Hence conditioning on the event that the random \mathbf{x} satisfies that $q_{i,j}(\mathbf{x}) \geq q_{\min}$, we get that the above expectation is at least $\phi q_{\min} \Pr_{\mathbf{x} \sim \mathcal{D}_x} [\hat{g}_{i,j}(\mathbf{x}) \neq g_{i,j}^*(\mathbf{x})]$ (since $\Pr[A|B] = \Pr[B|A] \Pr[A] / \Pr[B]$). So, we have that

$$\Pr_{\mathbf{x}} [\hat{g}_{i,j}(\mathbf{x}) \neq g_{i,j}^*(\mathbf{x})] \leq \frac{C_{a,B}}{q_s} (L_{i,j}(\hat{g}_{i,j}) - L_{i,j}^*)^\alpha.$$

Using [Claim 2](#) for the pair $i \neq j$ and Minkowski inequality, we have that

$$\Pr_{\mathbf{x}} [\hat{g}_{i,j}(\mathbf{x}) \neq g_{i,j}^*(\mathbf{x})] \leq \frac{C_{a,B}}{q_s} \left(2 \left(\inf_{g \in \mathcal{G}} L_{i,j}(g) - L_{i,j}^* \right)^\alpha + r_n^\alpha(\delta) \right).$$

Hence, via the union bound, we have that

$$\Pr_{\mathbf{x} \sim \mathcal{D}_x} [\hat{\sigma}(\mathbf{x}) \neq \sigma^*(\mathbf{x})] \leq \frac{C_{a,B}}{q_s} \left(2 \sum_{i < j} \left(\inf_{g \in \mathcal{G}} L_{i,j}(g) - L_{i,j}^* \right)^\alpha + \binom{k}{2} r_n^\alpha \left(\frac{\delta}{\binom{k}{2}} \right) \right),$$

with probability at least $1 - \delta$. \square

Claim 4. Let $C_{a,B}$ and q_s as defined in [Claim 2](#). For any $\varepsilon > 0$, it suffices to draw

$$n = O\left(\frac{n_{PC}}{q_s \binom{k}{2}}\right)$$

samples from \mathcal{D}_R^q in order to get

$$\frac{C_{a,B}}{q_s} \binom{k}{2} r_{n_{PC}}^\alpha \left(\delta / \binom{k}{2} \right) \leq \varepsilon.$$

Proof. Note that each pair (i, j) requires a training set of size at least $n_{PC}(\delta)$ in order to make the failure probability at most $\delta / \binom{k}{2}$. These samples correspond the rankings σ so that $\sigma \ni \{i, j\}$. Hence, the sample complexity of the problem is equal to the number of (incomplete) permutations drawn from \mathcal{D}_R^q in order to obtain the desired number of pairwise comparisons. With high probability, the sample complexity is

$$n = O\left(\frac{n_{PC}}{\binom{k}{2} \min_{i,j} \Pr[\sigma \ni \{i, j\} | \mathbf{x}]}\right) = O\left(\frac{n_{PC}}{q_s \binom{k}{2}}\right),$$

since the random variable that corresponds to the number of pairwise comparisons provided by each sample $(\mathbf{x}, \sigma) \sim \mathcal{D}_R^q$ is at least $\phi \cdot q_{min} \cdot \binom{k}{2}$, with high probability. The desired sample complexity bound requires a number of pairwise comparisons n_{PC} so that

$$\frac{C_{a,B}}{q_s} \binom{k}{2} r_{n_{PC}}^\alpha \left(\delta / \binom{k}{2} \right) \leq \varepsilon.$$

The number of pairwise comparisons should be

$$r_{n_{PC}} \left(\delta / \binom{k}{2} \right) \leq \left(\frac{\varepsilon q_s}{C_{a,B} \binom{k}{2}} \right)^{1/\alpha}.$$

Let us set $m = n_{PC}$. It remains to control the function r_m . Recall that (see [Claim 2](#))

$$r_m(\delta) = \max \left\{ 2 \left(\frac{16 C_{a,B}}{m \cdot q_s^{3-2\alpha}} \right)^{\frac{1}{2-\alpha}} \cdot \left((C \cdot \text{VC}(\mathcal{G}) \cdot \log(m))^{\frac{1}{2-\alpha}} + (32 \log(2/\delta))^{\frac{1}{2-\alpha}} \right), \frac{C' \cdot \log(2/\delta)}{q_s \cdot m} \right\},$$

If the second term is larger in the above maximum operator, we get that

$$\frac{c_1 \cdot \log(k/\delta)}{q_s \cdot m} \leq \left(\frac{\varepsilon q_s}{C_{a,B} \binom{k}{2}} \right)^{1/\alpha},$$

and so

$$m \geq \Omega \left(\frac{\log(k/\delta)}{q_s} \cdot \left(\frac{C_{a,B} \binom{k}{2}}{\varepsilon q_s} \right)^{1/\alpha} \right) =: N_1.$$

On the other side, we get that

$$\left(\frac{c_1 C_{a,B} \cdot \text{VC}(\mathcal{G}) \cdot \log(m)}{m \cdot q_s^{3-2\alpha}} \right)^{\frac{1}{2-\alpha}} + \left(\frac{c_2 C_{a,B} \log(k/\delta)}{m \cdot q_s^{3-2\alpha}} \right)^{\frac{1}{2-\alpha}} \leq \frac{1}{2} \left(\frac{\varepsilon q_s}{C_{a,B} \binom{k}{2}} \right)^{1/\alpha},$$

and so we should take the maximum between the terms

$$m \geq \Omega \left(\frac{C_{a,B} \log(k/\delta)}{q_s^{3-2\alpha}} \cdot \left(\frac{C_{a,B} \binom{k}{2}}{\varepsilon \cdot q_s} \right)^{\frac{2-\alpha}{\alpha}} \right) =: N_2,$$

and

$$\frac{m}{\log(m)} \geq \Omega \left(\frac{C_{a,B} \text{VC}(\mathcal{G})}{q_s^{3-2\alpha}} \cdot \left(\frac{C_{a,B} \binom{k}{2}}{\varepsilon \cdot q_s} \right)^{\frac{2-\alpha}{\alpha}} \right) =: M_3.$$

Let $m = e^y$ and set $ye^{-y} = 1/M_3$. So, we have that $-ye^{-y} = -1/M_3$ and hence $-y = W(-1/M_3)$, where W is the Lambert W function. Let N_3 be the value of m that corresponds to the Lambert equation, i.e., $-\log(m) = W(-1/M_3)$ and so $N_3 \approx e^{-W(-1/M_3)}$ with $1/M_3 \in [0, 1/e]$. Hence, the number of samples that suffice to draw from \mathcal{D}_R^q is

$$n \geq \frac{1}{q_s \binom{k}{2}} \max\{N_1, N_2, N_3\} = \frac{1}{q_s \binom{k}{2}} \max\{N_2, N_3\}.$$

We remark that, in the third case, it suffices to take

$$m \geq N_3 \approx 2M_3 \log(M_3) = \tilde{\Omega} \left(\frac{C_{a,B} \text{VC}(\mathcal{G})}{q_s^{3-2\alpha}} \cdot \left(\frac{C_{a,B} \binom{k}{2}}{\varepsilon \cdot q_s} \right)^{\frac{2-\alpha}{\alpha}} \right),$$

since $2M \log(M) \geq M \log(2M \log(M))$ for all M sufficiently large. □

These claims complete the proof. □

We conclude this section with a remark about the considered incomplete LR generative process.

Remark 3. *In the incomplete setting, we have considered the setting where we do not observe the \star symbols. We believe that this setting is more natural from a practical viewpoint. However, we would like to discuss on the setting where the observed incomplete rankings contain the \star symbol. Interestingly, this theoretical framework-model allows to apply techniques from various fields of learning theory and provides attractive connections (and questions) between Label Ranking with incomplete rankings with the areas of decision trees, semi-supervised learning and learning from coarse labels. For a more detailed discussion with some results and questions, we refer to [Appendix C](#).*

5.4 Partial Rankings

In this setting, we still assume that the Tsybakov condition ([Assumption 1](#)) is true. We replace the condition of the incomplete rankings with the following: we have to impose a lower bound on the probability that any two alternatives i, j do not constantly appear in the same cluster induced by the partial probability vector, i.e., with some non-trivial probability, it holds that $\sigma(i) \neq \sigma(j)$ for the partial ranking σ .

Assumption 3 (Partial Tolerance for the Partition Probability Vector). *There exist $p_{\min} \in (0, 1)$ and $\phi \in (0, 1)$ so that $\Pr_{\mathbf{x} \sim \mathcal{D}_x} [p_{i,j}(X) > p_{\min} | X = \mathbf{x}] \geq \phi$, where $p_{i,j}(\mathbf{x})$ is the probability that the pair $i < j$ is not in the same subset of the partial partition for the feature $\mathbf{x} \in \mathbb{R}^d$.*

This condition (together with the Tsybakov's noise condition) yields the following theorem and [Algorithm 8](#).

Theorem 10 (Label Ranking with Partial Permutations). *Let $\varepsilon, \delta \in (0, 1)$ and assume that both the Tsybakov's noise condition ([Assumption 1](#)) holds with $a \in (0, 1), B > 0$ and the partial tolerance condition ([Assumption 3](#)) holds for the partition probability vector \mathbf{p} with parameters $p_{\min} \in (0, 1)$ and $\phi \in (0, 1)$. Set*

Algorithm 8 Algorithm for Label Ranking with Partial Rankings

- 1: **Input:** Sample access to i.i.d. examples of the form $(\mathbf{x}, \sigma) \sim \mathcal{D}_R^P$, VC class \mathcal{G} .
- 2: **Model:** Partial rankings are generated as in [Definition 4](#).
- 3: **Output:** An estimate $\hat{\sigma} : \mathbb{R}^d \rightarrow \mathbb{S}_k$ of the optimal estimator σ^* that satisfies

$$\Pr_{\mathbf{x} \sim \mathcal{D}_x} [\hat{\sigma}(\mathbf{x}) \neq \sigma^*(\mathbf{x})] \leq \frac{C_{a,B}}{(\phi \cdot p_{\min})^2} \cdot \text{OPT}(\mathcal{G}) + \varepsilon.$$

- 4: **procedure** LABELRANKPARTIAL(ε, δ)
 - 5: Set $n = \tilde{\Theta} \left(k^{\frac{4(1-a)}{a}} \max\{\log(k/\delta), \text{VC}(\mathcal{G})\} / \text{poly}_\alpha(\phi \cdot p_{\min} \cdot \varepsilon) \right)$ ▷ See [Theorem 10](#).
 - 6: Draw a training set D of n independent samples from \mathcal{D}_R^P
 - 7: For any $i \neq j$, set $D_{i,j} = \emptyset$
 - 8: **for** $1 \leq i < j \leq k$ **do**
 - 9: **if** $(\mathbf{x}, \sigma) \in D$ and $\sigma(i) \neq \sigma(j)$ **then** ▷ i and j do not lie in the same partition.
 - 10: Add $(\mathbf{x}, \text{sgn}(\sigma(i) - \sigma(j)))$ to $D_{i,j}$
 - 11: **endif**
 - 12: **endfor**
 - 13: **Training Phase:** $\hat{\mathbf{s}} \leftarrow \text{ESTIMATEAGGREGATE}(D_{i,j} \text{ for all } i < j, \mathcal{G})$ ▷ See [Algorithm 6](#).
 - 14: **Testing Phase:** On input $\mathbf{x} \in \mathbb{R}^d$, output $\text{argsort}(\hat{\mathbf{s}}(\mathbf{x}))$
-

$C_{a,B} = B^{1-a} / ((1-a)^{1-a} a^a)$ and consider a hypothesis class \mathcal{G} of binary classifiers with finite VC dimension. There exists an algorithm ([Algorithm 8](#)) that computes an estimate $\hat{\sigma} : \mathbb{R}^d \rightarrow \mathbb{S}_k$ so that

$$\Pr_{\mathbf{x} \sim \mathcal{D}_x} [\hat{\sigma}(\mathbf{x}) \neq \sigma^*(\mathbf{x})] \leq \frac{C_{a,B}}{(\phi \cdot p_{\min})^2} \left(2 \sum_{i < j} \left(\inf_{g \in \mathcal{G}} L_{i,j}(g) - L_{i,j}^* \right)^\alpha \right) + \varepsilon,$$

with probability at least $1 - \delta$, where $\sigma^* : \mathbb{R}^d \rightarrow \mathbb{S}_k$ is the mapping induced by the aggregation of the $\binom{k}{2}$ Bayes classifiers $g_{i,j}^*$ with loss $L_{i,j}^*$, using n independent samples from \mathcal{D}_R^P (see [Definition 4](#)), with

$$n = O \left(\frac{C_{a,B}}{(\phi \cdot p_{\min})^{4-2\alpha} \cdot \binom{k}{2}} \cdot \left(\frac{C_{a,B} \binom{k}{2}}{\varepsilon \cdot \phi \cdot p_{\min}} \right)^{\frac{2-\alpha}{\alpha}} \cdot M \right),$$

where

$$M = \max \left\{ \log(k/\delta), \text{VC}(\mathcal{G}) \cdot \log \left(\frac{C_{a,B} \text{VC}(\mathcal{G})}{(\phi \cdot p_{\min})^{3-2\alpha}} \cdot \left(\frac{C_{a,B} \binom{k}{2}}{\varepsilon \cdot \phi \cdot p_{\min}} \right)^{\frac{2-\alpha}{\alpha}} \right) \right\}.$$

Proof. The proof is similar to the incomplete rankings case and the difference lies in the following steps

1. For any $i \neq j$, the conditioning on the event $\sigma \ni \{i, j\}$ should be replaced with the event that i does not lie in the same partition ($\sigma(i) \neq \sigma(j)$). This implies that any $\phi \cdot q_{\min}$ term (which corresponds to w lower bound on the probability $\Pr[\sigma \ni \{i, j\} | \mathbf{x}]$) should be replaced by the term $\phi \cdot p_{\min}$.
2. For the final sample complexity, the following holds: with high probability, the number of pairwise comparisons induced by a partial ranking is at least $\phi \cdot p_{\min} \cdot \binom{k}{2}$. Hence, with high probability, a number of $n_{PC} / (\phi \cdot p_{\min} \cdot \binom{k}{2})$ independent draws from the distribution \mathcal{D}_R^P suffices to obtain the desired bound.

□

6 EXPERIMENTAL RESULTS

Our experimental results aim to complement and go beyond our theoretical understanding of the capability of the decision trees and random forests to interpolate the correct underlying regression function with the presence of regression noise. To this end, we assume the case of noisy nonparametric regression $\sigma = \text{argsort}(\mathbf{m}(\mathbf{x}) + \boldsymbol{\xi})$ with $\boldsymbol{\xi} \sim \mathcal{E}$, where the noise distribution \mathcal{E} satisfies the following: (1) α -inconsistency of Definition 2 (2) β - k_τ gap, i.e., it holds that $\mathbf{E}_{\mathbf{x} \sim \mathcal{D}_x} \mathbf{E}_{\boldsymbol{\xi} \sim \mathcal{E}} [k_\tau(h(\mathbf{x}), \text{argsort}(\mathbf{m}(\mathbf{x}) + \boldsymbol{\xi}))] = \beta \in [-1, 1]$, where k_τ stands for the KT coefficient⁷.

For the experimental evaluation, two synthetic data set families were used, namely LFN (Large Features Number) and SFN (Small Features Number), consisting of a single noiseless and 50 noisy data sets, respectively. Each noiseless data set was created according to the generative process of Definition 1. It consists of 10000 samples (\mathbf{x}, σ) , where $\mathbf{x} \in \{0, 1\}^d$ ($d=1000$ for LFN and $d=100$ for SFN) and $\sigma \in \mathbb{S}_5$ ($k=5$), with $r=10$ informative binary features per label (sparsity). The noisy data sets were produced according to the generative process for LR as a noisy nonparametric regression (see description in Section 2), each using a different zero mean noise distribution \mathcal{E} . For either data set family, a common $\mathbf{m} : \{0, 1\}^d \rightarrow [0, 1]^k$ was employed, accordingly.

We implemented modified versions of Algorithm 1. The shallow trees (\bullet, \bullet) , fully grown decision trees (\bullet, \bullet) and forests (\bullet, \bullet) were built greedily based on the CART empirical MSE criterion, using the Breiman's split method [BFOS84] instead of Level Splits. Results are obtained in terms of mean k_τ from five repetitions of a ten-fold cross validation, using the noisy output data as training set and noiseless output data as validation set. Figure 2 summarizes the experimental results for different values of $\alpha \in [0, 1]$ (Figure 2a) and $\beta \in [-1, 1]$ (Figure 2b). At this point, we should remark that both (Figure 2a) and (Figure 2b) present the results of the same data sets, with respect to a different noise measure each, α -inconsistency and β - k_τ gap respectively.

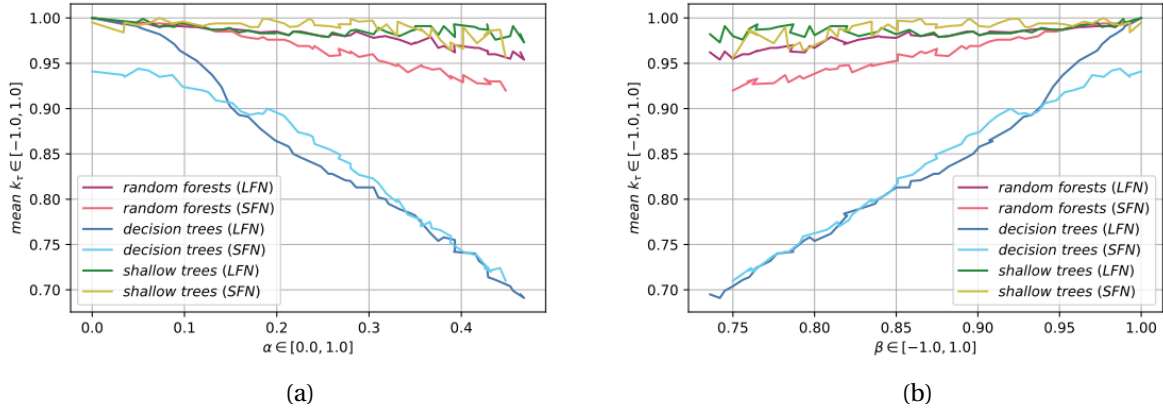


Figure 2: Illustration of the experimental results in terms of mean k_τ for different noise distributions \mathcal{E} with respect to (a) α -inconsistency; (b) β - k_τ gap.

As expected, decision trees as well as random forests interpolate the \mathbf{m} function successfully in the noiseless setting, since it is \mathbf{r} -space. Moreover, the increase of noise level leads to the decay of the decision trees' performance, indicated by the α -inconsistency. However, the β - k_τ gap is a more appropriate noise level measure, because it quantifies the degree of deviation rather than the existence of it. The ratio of the

⁷Kendall tau coefficient (k_τ) is the normalization of Kendall's tau distance [Ken48] to the interval $[-1, 1]$ and measures the proportion of the concordant pairs in two rankings. It can be used as a correlation measure for two rankings σ_1, σ_2 , where the value +1 means that $\sigma_1 = \sigma_2$ and the value -1 that $\sigma_1 = \sigma_2^{-1}$.

performance in terms of mean k_τ over β - k_τ gap is approximately equal to one, revealing that decision trees fit the noise. On the contrary, shallow trees have better ability to generalize and avoid overfitting. Fully grown honest random forests are also resistant to overfitting due to bagging, and therefore are noise tolerant.

In our noisy nonparametric regression setting, the input noise acts additively to the vector $\mathbf{m}(\mathbf{x})$ for some input \mathbf{x} and the output is computed by permuting the labels. We aim to understand if the proposed algorithms' performance differs in case the added noise is applied directly to the output ranking, by a parameterized noise operator, instead of being added to the vector $\mathbf{m}(\mathbf{x})$.

Hence, we resort to a popular distance-based probability model introduced by Mallows [Mal57]. The standard Mallows model $\mathcal{M}(\sigma_0, \theta)$ is a two-parameter model supported on \mathbb{S}_k with density function for a permutation σ equal to

$$\Pr_{\sigma \sim \mathcal{M}(\sigma_0, \theta)}[\sigma | \theta, \sigma_0] = \frac{e^{-\theta D(\sigma, \sigma_0)}}{Z(\theta)}.$$

The ranking σ_0 is the central permutation (location parameter) and $\theta > 0$ is the spread (or dispersion) parameter. In this dispersion regime, the ranking σ_0 is the mode of the distribution. The probability of any other permutation decays exponentially as the distance from the center permutation increases. The spread parameter controls how fast this occurs. The distance can be measured in many ways, including Kendall's tau distance. Finally, $Z(\theta, \sigma_0) := \sum_{\sigma \in \mathbb{S}_k} \exp(-\theta D(\sigma, \sigma_0))$ is the partition function of the Mallows distribution and it can be shown that it only depends on the dispersion θ , i.e., $Z = Z(\theta)$. In what follows, we work with the KT distance.

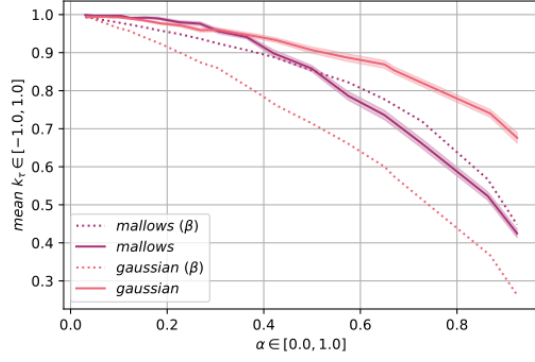
We once again use the noiseless data sets of the two families, namely LFN and SFN. We create 20 noisy data sets for each family using the Mallows Model as a noise operator (we will refer to these data sets as MN - Mallows Noisy). For each noiseless sample, we generate the corresponding output ranking by drawing a permutation from a Mallows distribution with mode the noiseless ranking and dispersion parameter $\theta \in [0.6, 4.4]$ ⁸.

We also generate 20 additional noisy data sets for each family (following the proposed nonparametric regression generative process) with different zero mean Gaussian noise distributions (we will refer to these data sets as GN - Gaussian Noisy), matching the α -inconsistency property of the MN data sets. Since the corresponding MN and GN data sets do not share the β - k_τ property as well, the results are not directly comparable. Therefore we compare the MN and GN data sets, for each algorithm and data set family separately, with respect to α -inconsistency and using β - k_τ gap as a reference point. The results are obtained again in terms of mean k_τ from five repetitions of a ten-fold cross validation, using the noisy output as training data set and the noiseless output data as validation set, and are visualized in Figure 3. The mean k_τ values are shown as solid lines, the shaded area corresponds to the standard deviation, and the dotted lines reveal the β - k_τ gap.

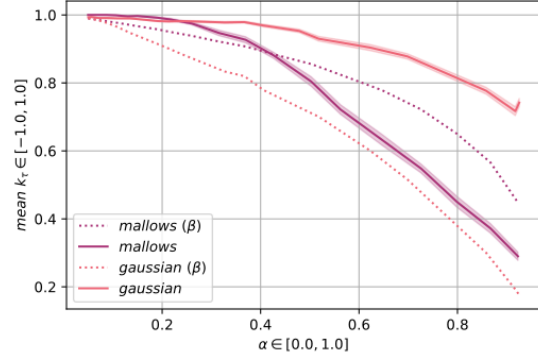
We come to similar conclusions regarding the noise tolerance of each algorithm, e.g., shallow trees and fully grown decision random forests are noisy tolerant while fully grown decision trees' performance decays almost linearly. What is really interesting though, is that in spite of the β - k_τ gap being higher in the MN data sets, i.e., the mean error in the input is smaller, the performance of the algorithms is worse, in comparison to the GN data sets. This reveals that neither α -inconsistency nor β - k_τ gap can be strictly correlated to the ability of the models to interpolate the correct underlying function.

Some comments are in order. The geometry change of the input noise is not the one we should blindly blame for the performance drop. It has to do more with the generative process used for the creation of the data sets. Specifically, in the GN, for every \mathbf{x} , k samples from a zero mean Gaussian distribution truncated to $[-0.25, 0.25]$ were drawn ($\xi \in [-1/4, 1/4]^k$) and subsequently resulted to a permutation of the elements. The permutation of the elements depends on the noiseless regression values

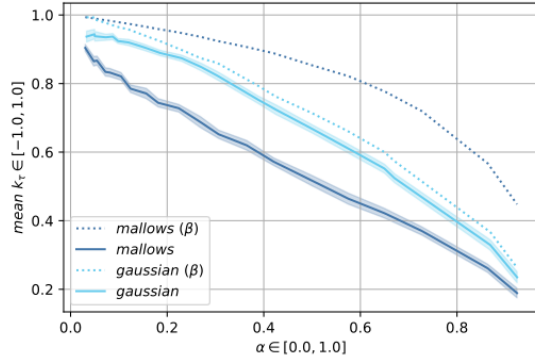
⁸We use a different dispersion parameter for each MN dataset. Specifically we use $\theta \in [0.6, 4.4]$ with 0.2 step.



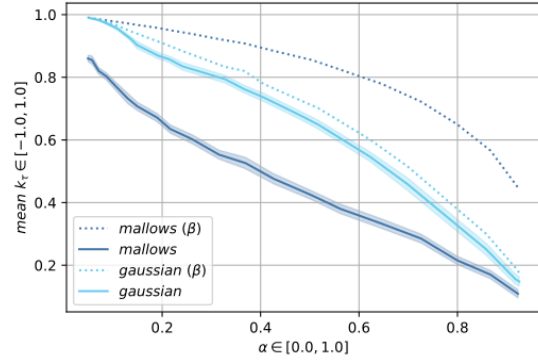
(a) SFN - fully grown random forests



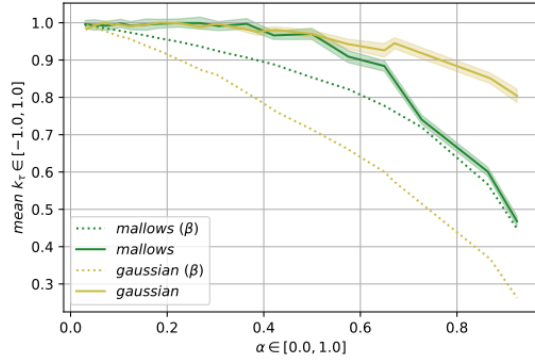
(b) LFN - fully grown random forests



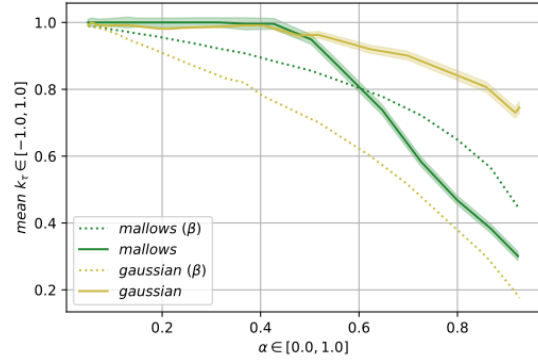
(c) SFN - fully grown decision trees



(d) LFN - fully grown decision trees



(e) SFN - swallow decision trees



(f) LFN - swallow decision trees

Figure 3: Illustration of the experimental results in terms of mean k_τ for different noise operators \mathcal{E} with respect to α -inconsistency and with β - k_τ gap as a reference point. The Gaussian operator gives a ranking $\sigma = \text{argsort}(\mathbf{m}(\mathbf{x}) + \boldsymbol{\xi})$ with $\boldsymbol{\xi} \in [-1/4, 1/4]^k$ being a zero mean truncated Gaussian random variable. The Mallows operator gives a permutation $\sigma \sim \mathcal{M}(\text{argsort}(\mathbf{m}(\mathbf{x})), \theta)$ where $\theta \in [0.6, 4.4]$.

and the additive noise of each label. This results to irregular changes, which in the presence of a big number of samples ‘cancel’ each other. On the other hand, the MN data sets were created by drawing a sample from a Mallows distribution, which means that certain permutations are more probable for

each ranking than others. The noise is no longer unbiased and it is highly likely that the same ranking almost constantly appears as output for a given center permutation. This could also be linked to strategic addition of noise. With these in mind, we can safely conclude that the noise tolerance of our models is directly affected not only by the error in terms of permutation distance, but also, quite naturally, by the frequency of the repetitive errors, i.e., the frequency of the same erroneous noisy output ranking that arises from the noiseless output ranking, as we have to observe the correct permutation at some frequency to achieve meaningful results. The data sets and code to reproduce our results are available in <https://anonymous.4open.science/r/LR-nonparametric-regression-BC28/>.

7 CONCLUSION

In this work, we address the practical problem of LR from a theoretical perspective through nonparametric regression. We obtain sample complexity results for algorithms based on decision trees and random forests in the noiseless regime and provide experimental results about the efficiency of these algorithms in the noisy regime. Moreover, statistical aspects of LR are investigated via the OVO approach when dealing with incomplete and partial rankings. A future direction is to extend our theoretical tools in order to capture the observed experimental behavior.

References

- [AGM17] Juan A Aledo, José A Gámez, and David Molina. Tackling the supervised label ranking problem by bagging weak learners. *Information Fusion*, 35:38–50, 2017.
- [ASS00] Erin L Allwein, Robert E Schapire, and Yoram Singer. Reducing multiclass to binary: A unifying approach for margin classifiers. *Journal of machine learning research*, 1(Dec):113–141, 2000.
- [BBL03] Olivier Bousquet, Stéphane Boucheron, and Gábor Lugosi. Introduction to statistical learning theory. In *Summer school on machine learning*, pages 169–207. Springer, 2003. URL: http://www.econ.upf.edu/~lugosi/mlss_sl_t.pdf.
- [BBL05] Stéphane Boucheron, Olivier Bousquet, and Gábor Lugosi. Theory of classification: A survey of some recent advances. *ESAIM: probability and statistics*, 9:323–375, 2005. URL: <https://www.esaim-ps.org/articles/ps/pdf/2005/01/ps0420.pdf>.
- [BBM05] Peter L Bartlett, Olivier Bousquet, and Shahar Mendelson. Local rademacher complexities. *The Annals of Statistics*, 33(4):1497–1537, 2005.
- [BDK⁺17] Benedikt Bauer, Luc Devroye, Michael Kohler, Adam Krzyżak, and Harro Walk. Nonparametric estimation of a function from noiseless observations at random points. *Journal of Multivariate Analysis*, 160:93–104, 2017.
- [BFOS84] Leo Breiman, Jerome Friedman, Richard Olshen, and Charles Stone. Classification and regression trees. wadsworth int. Group, 37(15):237–251, 1984.
- [BH89] Eric B Baum and David Haussler. What size net gives valid generalization? *Neural computation*, 1(1):151–160, 1989.
- [BHWK05] Rajarajeswari Balasubramaniyan, Eyke Hüllermeier, Nils Weskamp, and Jörg Kämper. Clustering of gene expression data using a local shape-based similarity measure. *Bioinformatics*, 21(7):1069–1077, 2005.

- [Bia12] Gérard Biau. Analysis of a random forests model. *The Journal of Machine Learning Research*, 13:1063–1095, 2012.
- [Bre01] Leo Breiman. Random forests. *Machine learning*, 45(1):5–32, 2001.
- [CD12] Laëtitia Comminges and Arnak S Dalalyan. Tight conditions for consistency of variable selection in the context of high dimensionality. *The Annals of Statistics*, 40(5):2667–2696, 2012.
- [CDH10] Weiwei Cheng, Krzysztof Dembczynski, and Eyke Hüllermeier. Label ranking methods based on the plackett-luce model. In *ICML*, 2010.
- [CH08] Weiwei Cheng and Eyke Hüllermeier. Instance-based label ranking using the mallows model. In *ECCBR Workshops*, pages 143–157, 2008.
- [CH12] Weiwei Cheng and Eyke Hüllermeier. Probability estimation for multi-class classification based on label ranking. In *Joint European Conference on Machine Learning and Knowledge Discovery in Databases*, pages 83–98. Springer, 2012.
- [CH13] Weiwei Cheng and Eyke Hüllermeier. A nearest neighbor approach to label ranking based on generalized labelwise loss minimization. In *International Joint Conference on Artificial Intelligence (IJCAI-13)*. Citeseer, 2013.
- [CHH09] Weiwei Cheng, Jens Hühn, and Eyke Hüllermeier. Decision tree and instance-based learning for label ranking. In *Proceedings of the 26th Annual International Conference on Machine Learning*, pages 161–168, 2009.
- [CHH13] Weiwei Cheng, Sascha Henzgen, and Eyke Hüllermeier. Labelwise versus pairwise decomposition in label ranking. In *Lwa*, pages 129–136, 2013.
- [CKS18] Stephan Cléménçon, Anna Korba, and Eric Sibony. Ranking median regression: Learning to order through local consensus. In *Algorithmic Learning Theory*, pages 212–245. PMLR, 2018.
- [CV20] Stéphan Cléménçon and Robin Vogel. A multiclass classification approach to label ranking. In *International Conference on Artificial Intelligence and Statistics*, pages 1421–1430. PMLR, 2020. URL: <https://arxiv.org/abs/2002.09420>.
- [DGR⁺14] Nemanja Djuric, Mihajlo Grbovic, Vladan Radosavljevic, Narayan Bhamidipati, and Slobodan Vucetic. Non-linear label ranking for large-scale prediction of long-term user interests. In *Twenty-Eighth AAAI Conference on Artificial Intelligence*, 2014.
- [DMDF14] Misha Denil, David Matheson, and Nando De Freitas. Narrowing the gap: Random forests in theory and in practice. In *International conference on machine learning*, pages 665–673. PMLR, 2014.
- [DSM03] Ofer Dekel, Yoram Singer, and Christopher D Manning. Log-linear models for label ranking. *Advances in neural information processing systems*, 16:497–504, 2003.
- [dSSKC17] Cláudio Rebelo de Sá, Carlos Soares, Arno Knobbe, and Paulo Cortez. Label ranking forests. *Expert systems*, 34(1):e12166, 2017.
- [Dud79] Richard M Dudley. Balls in rk do not cut all subsets of $k+2$ points. *Advances in Mathematics*, 31(3):306–308, 1979.

- [FHT⁺01] Jerome Friedman, Trevor Hastie, Robert Tibshirani, et al. *The elements of statistical learning*, volume 1. Springer series in statistics New York, 2001.
- [FKKT21] Dimitris Fotakis, Alkis Kalavasis, Vasilis Kontonis, and Christos Tzamos. Efficient algorithms for learning from coarse labels. In Mikhail Belkin and Samory Kpotufe, editors, *Proceedings of Thirty Fourth Conference on Learning Theory*, volume 134 of *Proceedings of Machine Learning Research*, pages 2060–2079. PMLR, 15–19 Aug 2021.
- [FKS21] Dimitris Fotakis, Alkis Kalavasis, and Konstantinos Stavropoulos. Aggregating incomplete and noisy rankings. In *International Conference on Artificial Intelligence and Statistics*, pages 2278–2286. PMLR, 2021.
- [Fri91] Jerome H Friedman. Multivariate adaptive regression splines. *The annals of statistics*, pages 1–67, 1991.
- [Für02] Johannes Fürnkranz. Round robin classification. *The Journal of Machine Learning Research*, 2:721–747, 2002.
- [GDGV13] Mihajlo Grbovic, Nemanja Djuric, Shengbo Guo, and Slobodan Vucetic. Supervised clustering of label ranking data using label preference information. *Machine learning*, 93(2-3):191–225, 2013.
- [GDV12] Mihajlo Grbovic, Nemanja Djuric, and Slobodan Vucetic. Learning from pairwise preference data using gaussian mixture model. *Preference Learning: Problems and Applications in AI*, 33, 2012.
- [GFS14] Massimo Gurrieri, Philippe Fortemps, and Xavier Siebert. Alternative decomposition techniques for label ranking. In *International Conference on Information Processing and Management of Uncertainty in Knowledge-Based Systems*, pages 464–474. Springer, 2014.
- [GL14] Xin Geng and Longrun Luo. Multilabel ranking with inconsistent rankers. In *Proceedings of the IEEE Conference on Computer Vision and Pattern Recognition*, pages 3742–3747, 2014.
- [GM97] Edward I George and Robert E McCulloch. Approaches for bayesian variable selection. *Statistica sinica*, pages 339–373, 1997.
- [HFCB08] Eyke Hüllermeier, Johannes Fürnkranz, Weiwei Cheng, and Klaus Brinker. Label ranking by learning pairwise preferences. *Artificial Intelligence*, 172(16):1897–1916, 2008.
- [HPRZ03] Sarel Har-Peled, Dan Roth, and Dav Zimak. Constraint classification for multi-class classification and ranking. *Advances in neural information processing systems*, pages 809–816, 2003. URL: <https://proceedings.neurips.cc/paper/2002/file/16026d60ff9b54410b3435b403afd226-Paper.pdf>.
- [HT98] Trevor Hastie and Robert Tibshirani. Classification by pairwise coupling. *The annals of statistics*, 26(2):451–471, 1998.
- [JT15] Rajni Jindal and Shweta Taneja. Ranking in multi label classification of text documents using quantifiers. In *2015 IEEE International Conference on Control System, Computing and Engineering (ICCSCE)*, pages 162–166. IEEE, 2015.
- [KCS17] Anna Korba, Stephan Cléménçon, and Eric Sibony. A learning theory of ranking aggregation. In *Artificial Intelligence and Statistics*, pages 1001–1010. PMLR, 2017.

- [Ken48] Maurice George Kendall. *Rank correlation methods*. Griffin, 1948.
- [KGB18] Anna Korba, Alexandre Garcia, and Florence d’Alché Buc. A structured prediction approach for label ranking. *arXiv preprint arXiv:1807.02374*, 2018.
- [KM97] Marek Karpinski and Angus Macintyre. Polynomial bounds for vc dimension of sigmoidal and general pfaffian neural networks. *Journal of Computer and System Sciences*, 54(1):169–176, 1997.
- [Koh14] Michael Kohler. Optimal global rates of convergence for noiseless regression estimation problems with adaptively chosen design. *Journal of Multivariate Analysis*, 132:197–208, 2014.
- [LC09] Han Liu and Xi Chen. Nonparametric greedy algorithms for the sparse learning problem. In *Proceedings of the 22nd International Conference on Neural Information Processing Systems*, pages 1141–1149, 2009.
- [LLY⁺18] Jian Li, Yong Liu, Rong Yin, Hua Zhang, Lizhong Ding, and Weiping Wang. Multi-class learning: From theory to algorithm. *NeurIPS*, 31:1593–1602, 2018.
- [LLYW19] Jian Li, Yong Liu, Rong Yin, and Weiping Wang. Multi-class learning using unlabeled samples: Theory and algorithm. In *IJCAI*, pages 2880–2886, 2019.
- [LN96] Gábor Lugosi and Andrew Nobel. Consistency of data-driven histogram methods for density estimation and classification. *The Annals of Statistics*, 24(2):687–706, 1996.
- [Loh11] Wei-Yin Loh. Classification and regression trees. *Wiley interdisciplinary reviews: data mining and knowledge discovery*, 1(1):14–23, 2011.
- [Lou14] Gilles Louppe. Understanding random forests: From theory to practice. *arXiv preprint arXiv:1407.7502*, 2014.
- [LR76] Hyafil Laurent and Ronald L Rivest. Constructing optimal binary decision trees is np-complete. *Information processing letters*, 5(1):15–17, 1976.
- [LW08] John Lafferty and Larry Wasserman. Rodeo: Sparse, greedy nonparametric regression. *The Annals of Statistics*, 36(1):28–63, 2008.
- [Mal57] Colin L Mallows. Non-null ranking models. i. *Biometrika*, 44(1/2):114–130, 1957.
- [MM98] Miguel Moreira and Eddy Mayoraz. Improved pairwise coupling classification with correcting classifiers. In *European conference on machine learning*, pages 160–171. Springer, 1998.
- [MM00] Yishay Mansour and David A McAllester. Generalization bounds for decision trees. In *COLT*, pages 69–74. Citeseer, 2000.
- [Nob96] Andrew Nobel. Histogram regression estimation using data-dependent partitions. *The Annals of Statistics*, 24(3):1084–1105, 1996.
- [SB01] Alex J Smola and Peter L Bartlett. Sparse greedy gaussian process regression. In *Advances in neural information processing systems*, pages 619–625, 2001.
- [SBV15] Erwan Scornet, Gérard Biau, and Jean-Philippe Vert. Consistency of random forests. *The Annals of Statistics*, 43(4):1716–1741, 2015.

- [SS07] Shai Shalev-Shwartz. *Online learning: Theory, algorithms, and applications*. PhD thesis, The Hebrew University of Jerusalem, 2007.
- [SSBD14] Shai Shalev-Shwartz and Shai Ben-David. *Understanding machine learning: From theory to algorithms*. Cambridge university press, 2014.
- [SZ20] Vasilis Syrgkanis and Manolis Zampetakis. Estimation and inference with trees and forests in high dimensions. In *Conference on Learning Theory*, pages 3453–3454. PMLR, 2020. URL: <https://arxiv.org/abs/2007.03210>.
- [Tsy08] Alexandre B. Tsybakov. *Introduction to Nonparametric Estimation*. Springer Publishing Company, Incorporated, 1st edition, 2008.
- [VG10] Shankar Vembu and Thomas Gärtner. Label ranking algorithms: A survey. In *Preference learning*, pages 45–64. Springer, 2010. URL: https://link.springer.com/chapter/10.1007/978-3-642-14125-6_3.
- [WA18] Stefan Wager and Susan Athey. Estimation and inference of heterogeneous treatment effects using random forests. *Journal of the American Statistical Association*, 113(523):1228–1242, 2018.
- [Wik10] Commons Wikimedia. Tesseract (4-cube), 2010. File: Hypercube.svg.
- [Wik11] Commons Wikimedia. Symmetric group 4; permutohedron 3d, 2011. Symmetric group 4; permutohedron 3D; l-e factorial numbers.svg.
- [WLW04] Ting-Fan Wu, Chih-Jen Lin, and Ruby C Weng. Probability estimates for multi-class classification by pairwise coupling. *Journal of Machine Learning Research*, 5(Aug):975–1005, 2004.
- [WWH⁺11] Qishen Wang, Ou Wu, Weiming Hu, Jinfeng Yang, and Wanqing Li. Ranking social emotions by learning listwise preference. In *The First Asian Conference on Pattern Recognition*, pages 164–168. IEEE, 2011.
- [YT15] Yun Yang and Surya T Tokdar. Minimax-optimal nonparametric regression in high dimensions. *The Annals of Statistics*, 43(2):652–674, 2015.
- [ZLGQ14] Yangming Zhou, Yangguang Liu, Xiao-Zhi Gao, and Guoping Qiu. A label ranking method based on gaussian mixture model. *Knowledge-Based Systems*, 72:108–113, 2014.
- [ZLY⁺14] Yangming Zhou, Yangguang Liu, Jiangang Yang, Xiaoqi He, and Liangliang Liu. A taxonomy of label ranking algorithms. *J. Comput.*, 9(3):557–565, 2014.
- [ZQ18] Yangming Zhou and Guoping Qiu. Random forest for label ranking. *Expert Systems with Applications*, 112:99–109, 2018.

A BACKGROUND ON REGRESSION WITH TREES AND FORESTS

In this section, we provide a discussion on decision trees and forests. We refer to [SSBD14], [SZ20] and [BFOS84] for further details.

A.1 Preliminaries on Regression Trees

Decision Tree. A decision tree is a predictor $h : \mathbb{X} \rightarrow \mathcal{Y}$, which, on the input feature \mathbf{x} , predicts the label associated with the instance by following a decision path from a root node of a tree to a leaf. At each node on the root-to-leaf path, the successor child is chosen on the basis of a splitting of the input space. The splitting may be based on a specific feature of \mathbf{x} or on a predefined set of splitting rules and a leaf always contains a specific label or value, depending on the context (classification or regression).

Nonparametric Regression. In the nonparametric regression problem, we consider that we observe independent samples (\mathbf{x}, y) , generated as $y = f(\mathbf{x}) + \xi$, where ξ corresponds to bounded zero mean noise. Specifically, we have the following generative process:

Definition 7 (Standard Nonparametric Regression). *Consider the underlying regression function $f : \mathbb{X} \rightarrow [1/4, 3/4]$ and let \mathcal{D}_x be a distribution over features. Each sample is generated as follows:*

1. Draw $\mathbf{x} \in \mathbb{X}$ from \mathcal{D}_x .
2. Draw $\xi \in [-1/4, 1/4]$ from the zero mean distribution \mathcal{E} .
3. Compute $y = f(\mathbf{x}) + \xi$.

We let $(\mathbf{x}, y) \sim \mathcal{D}$.

Note that the noise random variable does not depend on the feature \mathbf{x} . In the high-dimensional regime, we assume that the target function is sparse (recall [Definition 5](#)).

Regression Tree Algorithms. Let us briefly describe how regression tree algorithms work in an abstract fashion. We will focus on binary trees. In general, the regression tree algorithms operate in two phases, which are the following: first the algorithm finds a partition \mathcal{P} of the hypercube $\{0, 1\}^d$. Afterwards, it assigns a single value to every cell of the partition \mathcal{P} , which defines the estimation function $f^{(n)}$. Finally, the algorithm outputs this estimate. More concretely, we have that:

Phase 1 (Partitioning the space). First, a depth 0 tree contains a single cell $\{0, 1\}^d$. If this single node splits based on whether $x_1 = 0$ or $x_1 = 1$, we obtain a depth 1 tree with two cells $\{0\} \times \{0, 1\}^{d-1}, \{1\} \times \{0, 1\}^{d-1}$. In general, this procedure generates a partition \mathcal{P} of the space $\{0, 1\}^d$. We let $\mathcal{P}(\mathbf{x})$ denote the unique cell of \mathcal{P} that contains \mathbf{x} .

Phase 2 (Computing the estimation). Let D denote the training set that contains examples of the form (\mathbf{x}, y) , generated as $y = f(\mathbf{x}) + \xi$. For any cell $c \in \mathcal{P}$, we create the dataset D_c of all the training examples $(\mathbf{x}, y) \in D$ that are contained in the cell c , i.e., $\mathbf{x} \in c$. Then, we compute the value of the cell as

$$f^{(n)}(c; \mathcal{P}) := \frac{1}{|D_c|} \sum_{(\mathbf{x}, y) \in D_c} y.$$

The main question not covered in the above discussion is the following:

How is the split of Phase 1 chosen?

There are various splitting rules in order to partition the space in Phase 1. We discuss two such rules: the Breiman's Algorithm and the Level-Splits Algorithm. In Breiman's algorithm, every node can choose a different direction to split, by using the following greedy criterion: every node chooses the direction that

minimizes its own empirical mean squared error. On the other side, in the Level-Splits algorithm, every node at the same level has to split in the same direction, by using the greedy criterion: at every level, we choose the direction that minimizes the total empirical mean squared error. In the upcoming sections, we elaborate on the algorithms based on the Level-Splits ([Appendix A.2](#)) and Breiman's ([Appendix A.3](#)) criterion.

A.2 Level-Splits Algorithm

We define \mathbf{x}_S as the sub-vector of \mathbf{x} , where we observe only the coordinates with indices in $S \subseteq [d]$. Recall that in the Level-Splits algorithm with set of splits S , any level has to split at the same direction. Hence, each level provides a single index to the set S and the size of the set S is the depth of the decision tree. Given a set of splits S , we define the expected mean squared error of S as follows:

$$\tilde{L}(S) = \mathbf{E}_{\mathbf{x} \sim \mathcal{D}_x} \left[\left(f(\mathbf{x}) - \mathbf{E}_{\mathbf{w} \sim \mathcal{D}_x} [f(\mathbf{w}) | \mathbf{w}_S = \mathbf{x}_S] \right)^2 \right] = \mathbf{E}_{\mathbf{x} \sim \mathcal{D}_x} [f^2(\mathbf{x})] - \mathbf{E}_{\mathbf{z}_S \sim \mathcal{D}_{x,S}} \left(\mathbf{E}_{\mathbf{w} \sim \mathcal{D}_x} [f(\mathbf{w}) | \mathbf{w}_S = \mathbf{z}_S] \right)^2.$$

This function quantifies the population version of the mean squared error between the actual value of f at \mathbf{x} and the mean value of f constrained at the cell of \mathcal{P} that contains \mathbf{x} , i.e., the subspace of $\{0, 1\}^d$ that is equal to $\mathcal{P}(\mathbf{x})$. Observe that \tilde{L} depends only on f and \mathcal{D}_x . We set

$$\tilde{V}(S) := \mathbf{E}_{\mathbf{z}_S \sim \mathcal{D}_{x,S}} \left(\mathbf{E}_{\mathbf{w} \sim \mathcal{D}_x} [f(\mathbf{w}) | \mathbf{w}_S = \mathbf{z}_S] \right)^2. \quad (4)$$

The function \tilde{V} can be seen as a measure of heterogeneity of the within-leaf mean values of the target function f , from the leafs created by split S . The following condition is required.

Condition 8 (Approximate Submodularity). *Let $C \geq 1$. We say that the function \tilde{V} is C -approximate submodular if and only if for any $T, S \subseteq [d]$, such that $S \subseteq T$ and any $i \in [d]$, it holds that*

$$\tilde{V}(T \cup \{i\}) - \tilde{V}(T) \leq C \cdot (\tilde{V}(S \cup \{i\}) - \tilde{V}(S)).$$

We can equivalently write this condition as (this is the formulation we used in [Condition 1](#)):

$$\tilde{L}(T) - \tilde{L}(T \cup \{i\}) \leq C \cdot (\tilde{L}(S) - \tilde{L}(S \cup \{i\})).$$

The reduction of the mean squared error when the coordinate i is added to a set of splits T is upper bounded by the reduction when adding i to a subset of T , i.e., *if adding i does not decrease the mean squared error significantly at some point (when having the set S), then i cannot decrease the mean squared error significantly in the future either (for any superset of S)*. We remark that this condition is necessary for any greedy algorithm to work (see [\[SZ20\]](#)).

Empirical MSE. For the algorithm, we will use the empirical version of the mean square error. Provided a set of splits S , we have that

$$L_n(S) = \frac{1}{n} \sum_{j \in [n]} \left(y^{(j)} - f^{(n)}(\mathbf{x}^{(j)}; S) \right)^2 = \frac{1}{n} \sum_{j \in [n]} (y^{(j)})^2 - \frac{1}{n} \sum_{j \in [n]} f^{(n)}(\mathbf{x}^{(j)}; S)^2 \quad (5)$$

$$=: \frac{1}{n} \sum_{j \in [n]} (y^{(j)})^2 - V_n(S). \quad (6)$$

The following result summarizes the theoretical guarantees for algorithms with Decision Trees via the Level-Splits criterion (see [\[SZ20\]](#)).

Algorithm 9 Level-Splits Algorithm (see [SZ20])

```

1: Input: honesty flag  $h$ , training dataset  $D_n$ , maximum number of splits  $\log(t)$ .
2: Output: Tree approximation of  $f$ .

3: procedure LEVELSPLITS-ALGO( $h, D_n, \log(t)$ )
4:    $\mathcal{V} \leftarrow D_{n,x}$   $\triangleright$  Keep only training features  $\mathbf{x}$ .
5:   if  $h = 1$  then Split randomly  $D_n$  in half;  $D_{n/2}, D'_{n/2}, n \leftarrow n/2, \mathcal{V} \leftarrow D'_{n,x}$ 
6:   Set  $\mathcal{P}_0 = \{\{0, 1\}^d\}$   $\triangleright$  The partition that corresponds to the root.
7:    $\mathcal{P}_\ell = \emptyset$  for any  $\ell \in [n]$ 
8:   level  $\leftarrow -1, S \leftarrow \emptyset$ 
9:   while level  $< \log(t)$  do
10:    level  $\leftarrow$  level + 1
11:    Select the direction  $i \in [d]$  that maximizes  $V_n(S \cup \{i\})$   $\triangleright$  For  $V_n$ , see Equation (6).
12:    for all  $C \in \mathcal{P}_{\text{level}}$  do
13:      Partition the cell  $C$  into the cells  $C_k^i = \{\mathbf{x} : \mathbf{x} \in C \wedge x_i = k\}, k \in 0, 1$ 
14:      if  $|\mathcal{V} \cap C_0^i| \geq 1 \wedge |\mathcal{V} \cap C_1^i| \geq 1$  then
15:         $\mathcal{P}_{\text{level}+1} \leftarrow \mathcal{P}_{\text{level}+1} \cup \{C_0^i, C_1^i\}$ 
16:      else
17:         $\mathcal{P}_{\text{level}+1} \leftarrow \mathcal{P}_{\text{level}+1} \cup \{C\}$ 
18:      endif
19:    endfor
20:     $S \leftarrow S \cup \{i\}$ 
21:  endwhile
22:  Output  $(\mathcal{P}_n, f^{(n)}) = (\mathcal{P}_{\text{level}+1}, \mathbf{x} \mapsto f^{(n)}(\mathbf{x}; S))$ 

```

Theorem 11 (Learning with Decision Trees via Level-Splits (see [SZ20])). *Let $\varepsilon, \delta > 0$. Let $H > 0$. Let D_n be i.i.d. samples from the nonparametric regression model $y = f(\mathbf{x}) + \xi$, where $f(\mathbf{x}) \in [-1/2, 1/2], \xi \sim \mathcal{E}, \mathbb{E}_{\xi \sim \mathcal{E}}[\xi] = 0$ and $\xi \in [-1/2, 1/2]$. Let also S_n be the set of splits chosen by the Level-Splits algorithm (see Algorithm 9), with input $h = 0$. The following statements hold.*

1. *Given $n = \tilde{O}(\log(d/\delta) \cdot (Cr/\varepsilon)^{Cr+2})$ samples, if f is r -sparse as per Definition 5 and under the submodularity Condition 8, and if we set the number of splits to be $\log(t) = \frac{Cr}{Cr+2}(\log(n) - \log(\log(d/\delta)))$, then it holds that*

$$\Pr_{D_n \sim \mathcal{D}^n} \left[\mathbb{E}_{\mathbf{x} \sim \mathcal{D}_x} [(f(\mathbf{x}) - f^{(n)}(\mathbf{x}; S_n))^2] > \varepsilon \right] \leq \delta.$$

2. *If f is r -sparse as per Definition 5 and under the submodularity Condition 8 and the independence of features condition, given $n = \tilde{O}(\log(d/\delta) \cdot 2^r \cdot (C/\varepsilon)^2)$ samples and if we set the number of splits to be $\log(t) = r$, then it holds that*

$$\Pr_{D_n \sim \mathcal{D}^n} \left[\mathbb{E}_{\mathbf{x} \sim \mathcal{D}_x} [(f(\mathbf{x}) - f^{(n)}(\mathbf{x}; S_n))^2] > \varepsilon \right] \leq \delta.$$

Fully Grown Honest Forests with Level-Splits Algorithm. We first explain the term Fully Grown Honest Forests: The term *Fully Grown* or (deep) means that we split every node until every leaf has exactly 1 training sample. The term *Honest* (see [WA18]) corresponds to the following: the regression tree algorithms operate in two phases where in both stages we use the same set of training examples. In honest trees, we split randomly the training set and use half of the dataset ($D_{n/2}$) in find a partition of $\{0, 1\}^d$ and the other half ($D'_{n/2}$) to assign the values in the cells. Finally, the term *Forest* is used when we subsample s out of n

samples and use them in order to build independent trees; we then output the average of these trees and this function is denoted by $f^{(n,s)}$.

In the work of [SZ20], a result about Fully Grown Forests via the Level-Splits criterion is provided under **Condition 6**. Shortly, it holds that, using a training set of size $n = \tilde{O}\left(\frac{2^r \log(1/\delta)}{\varepsilon} \left(\frac{\log(d)}{\beta^2} + \frac{1}{\zeta}\right)\right)$ and if for every $\mathbf{w} \in \{0, 1\}^r$, it holds for the marginal probability that $\Pr_{\mathbf{z} \sim \mathcal{D}_x}(\mathbf{z}_R = \mathbf{w}) \notin (0, \zeta/2^r)$ and if $s = \tilde{O}(2^r \cdot (\log(d/\delta)/\beta^2 + \log(1/\delta)/\zeta))$, then it holds that $\Pr_{\mathbf{D}_n \sim \mathcal{D}^n}(\mathbf{E}_{\mathbf{x} \sim \mathcal{D}_x}[(f(\mathbf{x}) - f^{(n,s)}(\mathbf{x}))^2] \geq \varepsilon) \leq \delta$. We remark that every tree $f(\mathbf{x}, D_s)$ is built using **Algorithm 9**, with inputs: $\log(t)$ large enough so that every leaf has two or three samples and $h = 1$.

A.3 Breiman's Algorithm

We now turn our attention to the Breiman's criterion. We define the total expected mean square error that is achieved by a partition \mathcal{P} of $\{0, 1\}^d$ in the population model as follows:

$$\tilde{L}(\mathcal{P}) = \mathbf{E}_{\mathbf{x} \sim \mathcal{D}_x} \left[\left(f(\mathbf{x}) - \mathbf{E}_{\mathbf{z} \sim \mathcal{D}_x} [f(\mathbf{z}) | \mathbf{z} \in \mathcal{P}(\mathbf{x})] \right)^2 \right] = \mathbf{E}_{\mathbf{x} \sim \mathcal{D}_x} [f^2(\mathbf{x})] - \mathbf{E}_{\mathbf{x} \sim \mathcal{D}_x} \left(\mathbf{E}_{\mathbf{z} \sim \mathcal{D}_x} [f(\mathbf{z}) | \mathbf{z} \in \mathcal{P}(\mathbf{x})] \right)^2.$$

As in the Level-Splits criterion, we set

$$\tilde{V}(\mathcal{P}) = \mathbf{E}_{\mathbf{x} \sim \mathcal{D}_x} \left(\mathbf{E}_{\mathbf{z} \sim \mathcal{D}_x} [f(\mathbf{z}) | \mathbf{z} \in \mathcal{P}(\mathbf{x})] \right)^2.$$

In order to define the splitting criterion of the algorithm (due to the local nature of Breiman), one has to introduce the local version of the expected MSE for the cell A :

$$\begin{aligned} \tilde{L}_\ell(A, \mathcal{P}) &= \mathbf{E}_{\mathbf{x} \sim \mathcal{D}_x} \left[\left(f(\mathbf{x}) - \mathbf{E}_{\mathbf{z} \sim \mathcal{D}_x} [f(\mathbf{z}) | \mathbf{z} \in \mathcal{P}(\mathbf{x})] \right)^2 \middle| \mathbf{x} \in A \right] \\ &= \mathbf{E}_{\mathbf{x} \sim \mathcal{D}_x} [f^2(\mathbf{x}) | \mathbf{x} \in A] - \mathbf{E}_{\mathbf{x} \sim \mathcal{D}_x} \left[\left(\mathbf{E}_{\mathbf{z} \sim \mathcal{D}_x} [f(\mathbf{z}) | \mathbf{z} \in \mathcal{P}(\mathbf{x})] \right)^2 \middle| \mathbf{x} \in A \right]. \end{aligned}$$

We set

$$\tilde{V}_\ell(A, \mathcal{P}) = \mathbf{E}_{\mathbf{x} \sim \mathcal{D}_x} \left[\left(\mathbf{E}_{\mathbf{z} \sim \mathcal{D}_x} [f(\mathbf{z}) | \mathbf{z} \in \mathcal{P}(\mathbf{x})] \right)^2 \middle| \mathbf{x} \in A \right].$$

The following condition is required for decision tree-based algorithms that use the Breiman's criterion.

Condition 9 (Approximate Diminishing Returns). *For $C \geq 1$, we say that the function \tilde{V} has the C -approximate diminishing returns property if for any cells A, A' , any $i \in [d]$ and any $T \subseteq [d]$ such that $A' \subseteq A$, it holds that*

$$\tilde{V}_\ell(A', T \cup \{i\}) - \tilde{V}_\ell(A', T) \leq C \cdot (\tilde{V}_\ell(A, i) - \tilde{V}_\ell(A)).$$

For the algorithm, we need the empirical mean squared error, conditional on a cell A and a potential split direction i , which is defined as follows: let $N_n(A)$ be the number of training points in the cell A . Recall that $A_z^i = \{\mathbf{x} \in A | x_i = z\}$ for $z \in \{0, 1\}$. Also, set $f^{(n)}(\mathbf{x}; \mathcal{P}) = g^{(n)}(\mathcal{P}(\mathbf{x}))$. Then, we have that

$$L_n^\ell(A, i) = \sum_{z \in \{0, 1\}} \frac{N_n(A_z^i)}{N_n(A)} \sum_{j: \mathbf{x}^{(j)} \in A_z^i} \frac{1}{N_n(A_z^i)} (y^{(j)} - f^{(n)}(\mathbf{x}^{(j)}; \mathcal{P}(\mathbf{x}^{(j)})))^2 \quad (7)$$

$$= \frac{1}{N_n(A)} \sum_{j: \mathbf{x}^{(j)} \in A} (y^{(j)})^2 - \sum_{z \in \{0, 1\}} \frac{N_n(A_z^i)}{N_n(A)} (g^{(n)}(A_z^i))^2 \quad (8)$$

$$=: \frac{1}{N_n(A)} \sum_{j: \mathbf{x}^{(j)} \in A} (y^{(j)})^2 - V_n^\ell(A, i). \quad (9)$$

Algorithm 10 Breiman's Algorithm (see [SZ20])

```

1: Input: honesty flag  $h$ , training dataset  $D_n$ , maximum number of splits  $t$ .
2: Output: Tree approximation of  $f$ .

3: procedure BREIMAN-ALGO( $h, D_n, t$ )
4:    $\mathcal{V} \leftarrow D_{n,x}$ 
5:   if  $h = 1$  then Split randomly  $D_n$  in half;  $D_{n/2}, D'_{n/2}, n \leftarrow n/2, \mathcal{V} \leftarrow D'_{n,x}$ 
6:   Set  $\mathcal{P}_0 = \{\{0, 1\}^d\}$   $\triangleright$  The partition that corresponds to the root.
7:    $\mathcal{P}_\ell = \emptyset$  for any  $\ell \in [n]$ 
8:   level  $\leftarrow 0, n_{nodes} \leftarrow 1, \text{queue} \leftarrow \mathcal{P}_0$ 
9:   while  $n_{nodes} < t$  do
10:    if queue =  $\emptyset$  do
11:      level  $\leftarrow$  level + 1, queue  $\leftarrow \mathcal{P}_{level}$ 
12:    endif
13:    Pick  $A$  the first element in queue
14:    if  $|\mathcal{V} \cap A| \leq 1$  then
15:      queue  $\leftarrow$  queue  $\setminus \{A\}, \mathcal{P}_{level+1} \leftarrow \mathcal{P}_{level+1} \cup \{A\}$ 
16:    else
17:      Select  $i \in [d]$  that maximizes  $V_n^\ell(A, i)$   $\triangleright$  See Equation (9).
18:      Cut the cell  $A$  to cells  $A_k^i = \{\mathbf{x} | \mathbf{x} \in A \wedge x_i = k\}, k = 0, 1$ 
19:      queue  $\leftarrow$  queue  $\setminus \{A\}, \mathcal{P}_{level+1} \leftarrow \mathcal{P}_{level+1} \cup \{A_0^i, A_1^i\}$ 
20:    endif
21:  endwhile
22:   $\mathcal{P}_{level+1} \leftarrow \mathcal{P}_{level+1} \cup \text{queue}$ 
23:  Output  $(\mathcal{P}_n, f^{(n)}) = (\mathcal{P}_{level+1}, \mathbf{x} \mapsto f^{(n)}(\mathbf{x}; \mathcal{P}_{level+1}))$ 

```

Theorem 12 (Learning with Decision Trees via Breiman (see [SZ20])). *Let $\varepsilon, \delta > 0$. Let $H > 0$. Let D_n be i.i.d. samples from the nonparametric regression model $y = f(\mathbf{x}) + \xi$, where $f(\mathbf{x}) \in [-1/2, 1/2]$, $\xi \sim \mathcal{E}$, $\mathbf{E}_{\xi \sim \mathcal{E}}[\xi] = 0$ and $\xi \in [-1/2, 1/2]$. Let also P_n be the partition that the algorithm (see Algorithm 10) returns with input $h = 0$. The following statements hold.*

1. *If f be r -sparse as per Definition 5 and if the approximate diminishing returns Condition 9 holds, then given $n = \tilde{O}(\log(d/\delta)(C \cdot r/\varepsilon)^{C \cdot r+3})$ samples and if we set $\log(t) \geq \frac{Cr}{Cr+3}(\log(n) - \log(\log(d/\delta)))$, then it holds that*

$$\Pr_{D_n \sim \mathcal{D}^n} \left[\mathbf{E}_{\mathbf{x} \sim \mathcal{D}_x} [(f(\mathbf{x}) - f^{(n)}(\mathbf{x}; P_n))^2] > \varepsilon \right] \leq \delta.$$

2. *If f is r -sparse as per Definition 5, if the approximate diminishing returns Condition 9 holds and the distribution \mathcal{D}_x is a product distribution, given $n = \tilde{O}(C^2 2^r \log(d/\delta)/\varepsilon^3)$ samples and if we set $\log(t) \geq r$, then it holds that*

$$\Pr_{D_n \sim \mathcal{D}^n} \left[\mathbf{E}_{\mathbf{x} \sim \mathcal{D}_x} [(f(\mathbf{x}) - f^{(n)}(\mathbf{x}; P_n))^2] > \varepsilon \right] \leq \delta.$$

Finally, in the work of [SZ20], a result about Fully Grown Forests via the Breiman's criterion is provided under Condition 7. Shortly, it holds that, using a training set of size $n = \frac{2^r \log(d/\delta)}{\varepsilon \zeta \beta^2}$ and if $s = \tilde{\Theta}(\frac{2^r \log(d/\delta)}{\zeta \beta^2})$, then it holds that $\Pr_{D_n \sim \mathcal{D}^n} (\mathbf{E}_{\mathbf{x} \sim \mathcal{D}_x} [(f(\mathbf{x}) - f^{(n,s)}(\mathbf{x}))^2] \geq \varepsilon) \leq \delta$. Note that every tree $f(\mathbf{x}, D_s)$ is built using the Algorithm 10, with inputs: $\log(t)$ large enough so that every leaf has two or three samples, training set D_s and $h = 1$.

B BACKGROUND ON STATISTICAL LEARNING THEORY

For a detailed exposition of a statistical learning theory perspective to binary classification, we refer to [BBL03, BBL05].

Talagrand's Inequality. Let $Pf = \mathbf{E}f$ and P_nf be the corresponding empirical functional. Talagrand's inequality provides a concentration inequality for the random variable $\sup_{f \in \mathcal{F}} (Pf - P_nf)$, which depends on the maximum variance attained by any function over the class \mathcal{F} .

Fact 1 (Theorem 5.4 in [BBL05]). *Let $b > 0$ and \mathcal{F} be a set of functions from \mathbb{X} to \mathbb{R} . Assume that all functions in \mathcal{F} satisfy $Pf - f \leq b$. Then, with probability at least $1 - \delta$, it holds that*

$$\sup_{f \in \mathcal{F}} (Pf - P_nf) \leq 2 \mathbf{E}[\sup_{f \in \mathcal{F}} (Pf - P_nf)] + \sqrt{\frac{2 \sup_{f \in \mathcal{F}} \mathbf{Var}(f) \log(1/\delta)}{n}} + \frac{4b \log(1/\delta)}{3n}.$$

On Tsybakov's Condition. The following property holds for the Tsybakov's noise condition.

Fact 2 (Tsybakov's Condition). *Let \mathcal{G} be a class of binary classifiers. Under [Assumption 1](#) with $a, B > 0$ and for $i \neq j$, it holds that*

$$\Pr_{(\mathbf{x}, \sigma) \sim \mathcal{D}_R^q} [g(\mathbf{x}) \neq g_{i,j}^*(\mathbf{x}) | \sigma \ni \{i, j\}] \leq C_{a,B} (L_{i,j}(g) - L_{i,j}(g^*))^\alpha,$$

where $C_{a,B} = \frac{B^{1-\alpha}}{(1-\alpha)^{1-\alpha} \alpha^\alpha}$, g^* is the Bayes classifier and the loss function is defined as

$$L_{i,j}(g) := \mathbf{E}_{(\mathbf{x}, \sigma) \sim \mathcal{D}_R^q} \mathbf{1}\{g(\mathbf{x}) \neq \text{sgn}(\sigma(i) - \sigma(j)) \cap \sigma \ni \{i, j\}\}.$$

Proof. Let us set $L_{i,j}^* = L_{i,j}(g^*)$. Define the quantity

$$\eta(\mathbf{x}) = \mathbf{E}_{(X, \sigma)} [\text{sgn}(\sigma(i) - \sigma(j)) = +1 | X = \mathbf{x}].$$

The loss of the classifier is equal to

$$L_{i,j}(g) - L_{i,j}^* = \mathbf{E}_{(\mathbf{x}, \sigma) \sim \mathcal{D}_R^q} [|2\eta(\mathbf{x}) - 1| \cdot \mathbf{1}\{g(\mathbf{x}) \neq g_{i,j}^*(\mathbf{x})\} | \sigma \ni \{i, j\}],$$

and so

$$L_{i,j}(g) - L_{i,j}^* \geq t \mathbf{E}[\mathbf{1}\{g(\mathbf{x}) \neq g_{i,j}^*(\mathbf{x})\} \cdot \mathbf{1}\{|2\eta(\mathbf{x}) - 1| \geq t\} | \sigma \ni \{i, j\}].$$

Using Markov's inequality, we have that for all $t \geq 0$:

$$\begin{aligned} L_{i,j}(g) - L_{i,j}^* &\geq t \Pr[|2\eta(\mathbf{x}) - 1| \geq t | \sigma \ni \{i, j\}] \\ &\quad - t \mathbf{E}[\mathbf{1}\{g(\mathbf{x}) = g_{i,j}^*(\mathbf{x})\} \mathbf{1}\{|2\eta(\mathbf{x}) - 1| \geq t\} | \sigma \ni \{i, j\}]. \end{aligned}$$

The Tsybakov condition implies that

$$L_{i,j}(g) - L_{i,j}^* \geq t(1 - Bt^{\frac{\alpha}{1-\alpha}}) - t \Pr[g(\mathbf{x}) = g_{i,j}^*(\mathbf{x}) | \sigma \ni \{i, j\}].$$

Hence,

$$L_{i,j}(g) - L_{i,j}^* \geq t(\Pr[g(\mathbf{x}) \neq g_{i,j}^*(\mathbf{x}) | \sigma \ni \{i, j\}] - Bt^{\frac{\alpha}{1-\alpha}}).$$

Choosing t appropriately, one gets that

$$\Pr[g(\mathbf{x}) \neq g_{i,j}^*(\mathbf{x}) | \sigma \ni \{i, j\}] \leq \frac{B^{1-\alpha}}{(1-\alpha)^{1-\alpha} \alpha^\alpha} (L_{i,j}(g) - L_{i,j}^*)^\alpha.$$

The proof is concluded by setting $C_{a,B} = \frac{B^{1-\alpha}}{(1-\alpha)^{1-\alpha} \alpha^\alpha}$. □

C INCOMPLETE LR & SEMI-SUPERVISED LEARNING

The main result in Label Ranking with incomplete permutations (see [Theorem 8](#)) is based on the generative process of [Definition 3](#). In this generative model, we assume that we do not observe the \star symbol. A natural theoretical question is to consider the easier setting, where the \star symbols are present in the output sample. Specifically, we modify [Definition 3](#) so that it preserves the \star symbol in the ranking. The modified definition follows:

Definition 8 (Generative Process for Incomplete Data with \star). *Consider an instance of the Label Ranking problem with underlying score hypothesis $\mathbf{m} : \mathbb{X} \rightarrow [1/4, 3/4]^k$. Consider the survival probabilities vector $\mathbf{q} : \mathbb{X} \rightarrow [0, 1]^k$. Each sample is generated as follows:*

1. $\mathbf{x} \in \mathbb{X}$ is drawn from $\mathcal{D}_{\mathbf{x}}$.
2. Draw $\mathbf{q}(\mathbf{x})$ -biased coins $\mathbf{c} \in \{-1, +1\}^k$.
3. Draw $\boldsymbol{\xi} \in [-1/4, 1/4]^k$ from the zero mean distribution \mathcal{E} .
4. Compute $\mathbf{y} = \mathbf{m}(\mathbf{x}) + \boldsymbol{\xi}$.
5. Compute σ by setting the alternative i in $\text{argsort}(\mathbf{y})$ equal to \star if $c_i < 0$ for any $i \in [k]$.
6. Output (\mathbf{x}, σ) .

We let $(\mathbf{x}, \sigma) \sim_{\star} \mathcal{D}_R^{\mathbf{q}}$.

Let us see an example: let $\mathbf{y} = (0.45, 0.6, 0.65, 0.1, 0.3)$ and so $\text{argsort}(\mathbf{y}) = 3 > 2 > 1 > 5 > 4$. If $\mathbf{c} = (+1, +1, -1, -1, +1)$, then the alternatives 3 and 4 do not survive and so we set $\sigma = \star > 2 > 1 > 5 > \star$. Crucially, we remark this variant of incomplete rankings do reveal the correct position of the non-erased alternatives. Hence, we can apply label-wise decomposition techniques in order to address this problem.

Semi-supervised Learning Approach. We can tackle this problem using results from *multi-class learning theory using unlabeled samples*. We can decompose this incomplete LR problem into k multiclass classification problems: each sample $(\mathbf{x}, \sigma) \sim_{\star} \mathcal{D}_R^{\mathbf{q}}$ corresponds to k samples (\mathbf{x}, y_i) , where $y_i = \sigma(i) \in [k] \cup \{\star\}$ and $\sigma(i)$ denotes the alternative in the i -th position. We can think of the \star symbol as an unseen label and hence address the incomplete LR problem as a collection of multiclass classification problems with both labeled and unlabeled samples. For generalization bounds on multi-class learning, we refer to [\[LLY⁺18\]](#) and for similar bounds on multi-class learning using unlabeled examples, we refer to [\[LLYW19\]](#). For a demonstration of how to handle the problem of [Definition 8](#), we adopt the setting of [\[LLYW19\]](#), where they consider the problem of maximum margin multiclass classification: the hypothesis class \mathcal{H} consists of the functions $\mathbf{h}(\mathbf{x}) = \mathbf{W}^T \mathbf{x}$ with $\mathbf{W} \in \mathbb{R}^{d \times k}$ and $h : \mathbb{R}^d \rightarrow \mathbb{R}^k$. For any hypothesis $\mathbf{h} \in \mathcal{H}$, we define the margin of the example (\mathbf{x}, y) as $\rho_{\mathbf{h}}(\mathbf{x}, y) := h_y(\mathbf{x}) - \max_{y \neq z} h_z(\mathbf{x})$, where $h_y(\mathbf{x}) = [\mathbf{W}^T \mathbf{x}]_y$. The loss space with respect to \mathcal{H} is the set $\mathcal{L} = \{\ell(\rho_{\mathbf{h}}(\cdot, \cdot)) | \mathbf{h} \in \mathcal{H}\}$. Under the conditions that ℓ is continuous and bounded in $[0, 1]$ and Lipschitz, the work of [\[LLYW19\]](#) provides a bound on the generalization error (the gap between the population loss $L(\ell)$ and the empirical loss $\hat{L}(\ell)$) using the local Rademacher complexity. In the Label Ranking problem, we can introduce the labelwise loss to be the ℓ_{∞} loss over each position of the ranking. Hence, we can reduce the problem of [Definition 8](#) into k subproblems, each one corresponding to a problem of multiclass classification with unlabeled examples.

Coarse Labels Approach. While the previous approach resolves the problem, we remark that we do not have exploited the provided information: since we know that the \star symbol corresponds to the complement of the observed positions, we could adopt a learning from coarse labels approach. For this approach, we refer the reader to the framework of [FKKT21]. However, we remark that there are dependencies between the coarsening in each position. The setting of coarse rankings captures various known partial and incomplete settings, e.g., top- k rankings and and we believe it constitutes an interesting direction for future work.

Remark 4. *We adopted a semi-supervised learning approach. However, this modified definition allows us to use similar results as in the complete rankings case (since the position of each alternative is preserved and hence a labelwise decomposition is possible). The sample complexity will be completely similar with an overhead inverse polynomial in the minimum survival probability.*