

Analog MIMO Communication for One-shot Distributed Principal Component Analysis

Xu Chen, Erik G. Larsson, and Kaibin Huang

Abstract

The ubiquitous connectivity and explosive growth of the population of edge devices motivate the deployment of data analytics at the edge of wireless networks. They distill knowledge from enormous mobile data to support intelligent applications ranging from e-commerce to smart cities. The fundamental algorithm, *distributed principal component analysis* (DPCA), finds the most important information embedded in a distributed high-dimensional dataset by distributed computation of a reduced-dimension data subspace, called *principal components* (PCs). In this paper, to support one-shot DPCA in a wireless system, we propose a framework of analog MIMO transmission, which features the uncoded analog transmission of locally estimated PCs from multiple devices to a server for estimating the global PCs. To cope with channel distortion and noise, two designs of the maximum-likelihood (global) PC estimator are presented corresponding to the cases with and without receive *channel state information* (CSI). The first design, termed *coherent PC estimator*, is derived by solving a Procrustes problem of subspace variable optimization. The result reveals the form of regularized channel inversion where the regulation attempts to alleviate the effects of both channel noise and *data noise* resulting from limited local datasets. The second one, termed *blind PC estimator*, is designed based on the subspace *channel-rotation-invariance* property and computes a centroid of the projections of received local PCs onto a Grassmann manifold. Using the manifold-perturbation theory, the performance of both estimators is analyzed by deriving tight bounds on the *mean square subspace distance* (MSSD) from global PCs to their ground truth. The results reveal simple scaling laws of MSSD with respect to different system parameters such as device population, data and channel *signal-to-noise ratios* (SNRs), and array sizes. More importantly, the scaling laws are found to be identical for both estimator designs except for a multiplicative factor of two. This suggests the dispensability of channel estimation to accelerate DPCA, which is validated by simulation. Furthermore, simulation results demonstrate that to achieve the same DPCA error performance, the

X. Chen and K. Huang are with the Department of Electrical and Electronic Engineering, The University of Hong Kong, Hong Kong (Email: {chenxu, huangkb}@eee.hku.hk). E. G. Larsson is with the Department of Electrical Engineering (ISY), Linköping University, 58183 Linköping, Sweden (Email: {erik.g.larsson}@liu.se). Corresponding author: K. Huang.

latency of the proposed analog MIMO can be more than *tenfold* lower than that of the conventional digital MIMO designs.

I. INTRODUCTION

Mobile devices have become a dominant platform for Internet access and mobile data traffic has been growing at an exponential rate in the last decade. This motivates the relocation of data analytics and machine learning algorithms originally performed in the cloud to the network edge to gain fast access to enormous mobile data [1], [2]. The distilled knowledge and trained AI models can support a wide-range of mobile applications [3]. Among many data-driven techniques, *principal component analysis* (PCA) is a fundamental tool in data analytics that finds application in diverse scientific fields ranging from wireless communication (see e.g., [4], [5]) to machine learning (see e.g., [6], [7]). This unsupervised learning technique provides a simple way to identify a low-dimensional subspace, called *principal components* (PCs), that contains the most important information of a high-dimensional dataset, thereby facilitating feature extraction and data compression [8]. Specifically, the principal components are computed by *singular value decomposition* (SVD) of the data matrix comprising data samples as its columns [9]. In a mobile network with distributed data, data uploading from edge devices (e.g., sensors and smartphones) for centralized PCA may not be feasible due to the issues of data privacy and ownership and uplink traffic congestion [10]. This issue has motivated researchers to design *distributed PCA* (DPCA) algorithms [11]. A typical algorithm, called *one-shot DPCA* and also considered in this work, is to compute local PCs at each device using its local data and then upload local solutions from multiple devices to a server for aggregation to give the *global PCs*, which approximate the *ground-truth* solution corresponding to centralized PCA [12]–[14]. Alternatively, iterative DPCA can be designed by distributed implementation of classic numerical iterative algorithms, for example, *approximate Newton's method* [15] and *stochastic gradient descent* [16], [17], which improves the performance of one-shot DPCA at the cost of much higher communication overhead. Fast DPCA targets latency-sensitive applications such as autonomous driving, virtual reality, and digital twins. To accelerate one-shot DPCA in a wireless network, we propose a novel framework of analog *multiple-input-multiple-output* (MIMO) transmission. Its key feature is that each device directly transmits local PCs over a MIMO channel using uncoded linear analog modulation, which requires no transmit *channel state information* (CSI). We design optimal PC (subspace) estimators at the server for both the cases with and without receive CSI.

To support one-shot DPCA in a wireless system, the proposed analog MIMO scheme involves the transmission of local PCs from each device as an uncoded and linear analog modulated unitary space-time matrix to a server. The server uses local PCs from multiple devices, which time-share the channel, to estimate the global PCs. The scheme reduces communication latency in three ways: 1) the coding and decoding is removed; 2) CSI feedback is unnecessary since transmit CSI is not required; and 3) blind detection can avoid the need for explicit channel estimation. Like its digital counterpart, analog MIMO also uses antenna arrays to spatially multiplex data symbols but there is a distinctive difference. The symbols transmitted by the classic digital MIMO form parallel data streams, which are separately modulated, encoded and allocated different transmission power [18]. Thereby, the channel capacity is achieved without bit errors. In contrast, analog MIMO is an uncoded joint source-and-channel transmission scheme customized for DPCA. The lack of coding exposes over-the-air signals to channel noise, which, however, can be coped with in two ways. First, the server's aggregation of local PC from multiple devices suppresses not only data noise (i.e., deviation from the ground-truth) but also channel noise, which diminishes as the number of devices grows [19]. Second, the channel noise can be suppressed by optimal PC estimation, which is a main topic of this work.

The proposed analog MIMO for DPCA shares a common feature with two classic MIMO schemes, namely non-coherent space-time modulation and analog MIMO channel feedback, in that they all involve transmission of a unitary matrix over a MIMO channel. Being a digital scheme, non-coherent space-time modulation is characterized by a space-time constellation comprising unitary matrices as its elements [20]–[23]. The purpose of such a design is to support non-coherent communication where no CSI is required at the transmitter and receiver. This is made possible by the fact that the distortion of a MIMO channel does not change the subspace represented by a transmitted flat unitary matrix [22]. The same principle is exploited in this work to enable blind detection. The capacity-achieving constellation design was found to be one that solves the packing problem on a Grassmannian manifold, referring to a space of sub-spaces (or equivalently unitary matrices) [20]. On the other hand, the transmitted unitary matrix in the scenario of analog MIMO channel feedback is a pilot signal known by the receiver; its purpose is to assist the receiver to estimate the MIMO channel for forward-link transmission assuming the presence of channel duality [24], [25]. The scheme is found to be more efficient than digital CSI feedback, which quantizes and transmits CSI as bits, especially in a multi-user MIMO system where multi-user CSI feedback causes significant overhead [25]. Despite the above common

feature, the current analog MIMO scheme differs from the other two in comparison. Unlike analog MIMO channel feedback, the current analog MIMO is for data transmission instead of channel estimation. On the other hand, a unitary matrix transmitted by the analog MIMO is directly the payload data while that using the non-coherent space-time modulation needs demodulation and decoding into bits that represent a quantized version of the source data.

In designing analog MIMO, we assume a latency critical DPCA application where CSI feedback is difficult and consider both the cases with and without receive CSI. The key component of the analog MIMO scheme is the global PC estimator that is referred to simply as PC estimator. The designs associated with the cases with and without receive CSI are termed *coherent* and *blind* PC estimators, respectively. The main contributions made by this work are summarized as follows.

- *Optimal PC Estimation:* Given received local PCs, the optimal PC estimator is designed based on the *maximum likelihood* (ML) criterion. First, the problem of optimal coherent PC estimation is solved in closed form by formulating it as a Procrustes problem. The resultant optimal estimator is characterized by *regularized channel inversion* that balances the suppression of data and channel noise. On the other hand, to design the optimal blind PC estimator, the knowledge of channel distribution is leveraged to transform the corresponding ML problem into one that is solved by finding the centroid of the received local PCs by their projection onto a Grassmannian. Theoretical analysis shows that both estimates are unbiased.
- *Estimation Error Analysis:* Measured by the metric of *mean square subspace distance* (MSSD) with respect to the ground-truth, the performance of the preceding designs of optimal PC estimators is analyzed by deriving upper bounds on their MSSD using manifold perturbation theory as a tool. The two bounds, which are tight as verified by simulation, are observed to have the same form except for a difference by a multiplicative factor of two. As a result, the two estimators are characterized by identical scaling laws, showing the dispensability of receive CSI and the effectiveness of blind estimation for DPCA. In particular, the estimation error is *inversely proportional* to the number of devices (or equivalently, the global data size), achieving the same scaling as in the ideal case without channel noise [12], [13]. Furthermore, given a fixed number of PCs, the error is a monotone decreasing function of the data and channel *signal-to-noise ratios* (SNRs) and the array sizes. It is observed that the spatial diversity gain contributed by arrays suppresses channel noise

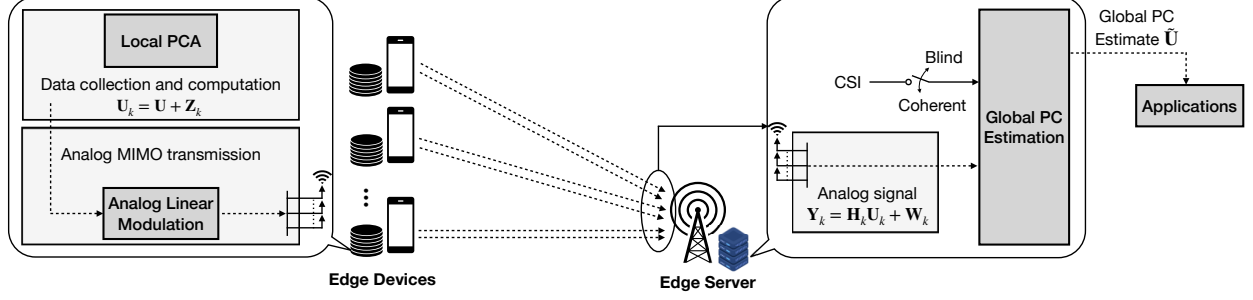


Fig. 1. DPCA enabled by analog MIMO communication.

more significantly than data noise. As a result, when large arrays are deployed for analog MIMO, data noise becomes the performance bottleneck of DPCA.

In addition, simulation results demonstrate that analog MIMO can achieve much shorter communication latency than its digital counterpart given similar error performance. Finally, it is also worth mentioning that the current design and analytical results can be extended to the case with transmit CSI where analog modulation facilitates over-the-air aggregation of local PCs simultaneously transmitted by devices, further reducing multi-access latency [26]. The extension is straightforward since channel inversion at transmitters as required by the scheme removes MIMO channel distortion.

The remainder of the paper is organized as follows. Section II introduces system models and metrics. The designs and performance analysis of coherent and blind global PC estimation are presented in Section III and IV, respectively, assuming the matching of PCs' and transmit array's dimensionality. The assumption is relaxed in Section V. Numerical results are provided in Section VI, followed by concluding remarks in Section VII.

II. MODELS AND METRICS

As illustrated in Fig. 1, we consider a MIMO system for supporting DPCA over *K* edge devices and coordinated by an edge server. Relevant models and metrics are described as follows.

A. Distributed Principal Component Analysis

To model DPCA, it is useful to first consider centralized PCA over *L* independent and identically distributed (i.i.d.) data samples $\mathbf{x}_{k,l} \in \mathbb{R}^{N \times 1}, l = 1, 2, \dots, L$. The PCs, an *M*-dimensional subspace, can be represented using a fat orthonormal matrix $\mathbf{U} \in \mathbb{R}^{M \times N}$ with $M < N$ since

the span of its row space, $\text{span}(\mathbf{U})$, specifies the PCs. Then centralized PCA is to find \mathbf{U} that provides the best representation of the data covariance by solving the following optimization problem:

$$\begin{aligned} \min_{\mathbf{U}} \quad & \frac{1}{KL} \sum_{k=1}^K \sum_{l=1}^L \|\mathbf{x}_{k,l} - \mathbf{U}^\top \mathbf{U} \mathbf{x}_{k,l}\|_2^2, \\ \text{s.t.} \quad & \mathbf{U} \mathbf{U}^\top = \mathbf{I}_M. \end{aligned} \quad (1)$$

It is well known that the optimal solution, denoted as \mathbf{U}^* , for (1) is given by the M dominant eigenvectors of the sample covariance matrix $\mathbf{R} = \frac{1}{KL} \sum_{k=1}^K \sum_{l=1}^L \mathbf{x}_{k,l} \mathbf{x}_{k,l}^\top$ [9]. Some relevant, useful notation is introduced as follows. Given an M -by- M real positive semidefinite symmetric matrix \mathbf{M} and its *eigenvalue decomposition* $\mathbf{M} = \mathbf{Q}_M \Sigma_M \mathbf{Q}_M^\top$, the dominant M -dimensional eigenspace can be represented by the orthonormal matrix $\mathcal{S}_M(\mathbf{M}) = [\mathbf{q}_1, \mathbf{q}_2, \dots, \mathbf{q}_M]^\top$, where \mathbf{q}_i is the i -th column of \mathbf{Q}_M . Using the notation allows the PCs to be written as $\mathcal{S}_M(\mathbf{R})$. Next, DPCA differs from its centralized counterpart mainly in that the L samples are distributed over the devices. The local PCs at each device, say \mathbf{U}_k at device k , are computed also using eigenvalue decomposition but based on the local dataset. Due to the reduced dataset, \mathbf{U}_k deviates from the ground-truth \mathbf{U}^* and the deviation is modeled as additive noise, termed *data noise*, following a common approach in the literature [27]–[29]: $\mathbf{U}_k = \mathbf{U}^* + \mathbf{Z}_k$, where $\{\mathbf{Z}_k\}$, which model data noise, are i.i.d. Gaussian $\mathcal{N}(0, \sigma_d^2)$ random variables. The data SNR, denoted as γ_d , is defined as the ratio between the *average power* of desired data \mathbf{U} , i.e. $\mathbb{E}[\|\mathbf{U}\|_F^2]/N = M/N$, and the data noise variance:

$$\gamma_d = \frac{M}{N\sigma_d^2}. \quad (2)$$

B. Modelling Analog MIMO Communication

First, the transmission and channel models for analog MIMO communication are described as follows. Let N_r and N_t with $N_r \geq N_t$ denote the numbers of antennas at the edge server and each device, respectively. The MIMO channel gain is denoted by $\mathbf{H}_k \in \mathbb{C}^{N_r \times N_t}$ with entries being i.i.d. complex Gaussian $\mathcal{CN}(0, 1)$. For ease of notation and exposition, N_t is assumed to be identical to the PC dimensions, M ; and this assumption is relaxed in Section V. Devices time-share the channel to transmit an orthonormal matrix representing their local PCs, $\{\mathbf{U}_k\}$, which is called a *matrix symbol* and occupies a single *symbol slot*. The channel remains constant within a symbol slot but varies over slots. Consider the transmission of an arbitrary device, say

device k . Given no transmit CSI, the symbol, \mathbf{U}_k , is transmitted using linear analog modulation as in non-coherent MIMO [20]. As a result, the server receives the matrix \mathbf{Y}_k given as

$$\mathbf{Y}_k = \mathbf{H}_k \mathbf{U}_k + \mathbf{W}_k = \mathbf{H}_k (\mathbf{U} + \mathbf{Z}_k) + \mathbf{W}_k, \quad (3)$$

and $\mathbf{W}_k \in \mathbb{C}^{N_r \times N}$ indicates channel noise with i.i.d. complex Gaussian $\mathcal{CN}(0, \sigma_c^2)$ elements.

The average power of each transmitted matrix symbol is

$$P = \mathbb{E}[\|\mathbf{U}_k\|_F^2]/N = (M + MN\sigma_d^2)/N = (M + M^2/\gamma_d)/N.$$

Then let γ_c denote the channel SNR defined as

$$\gamma_c = \frac{P}{\sigma_c^2} = \frac{M + M^2/\gamma_d}{N\sigma_c^2}. \quad (4)$$

Since each matrix symbol is real but the channel is complex, the server obtains two observations of the transmitted symbol from each received symbol. It is useful to separate the real and imaginary parts of the received symbol, \mathbf{Y}_k , denoted as \mathbf{Y}_k^{Re} and \mathbf{Y}_k^{Im} , respectively. They can be written as

$$\begin{aligned} \mathbf{Y}_k^{\text{Re}} &= \Re\{\mathbf{Y}_k\} = \mathbf{H}_k^{\text{Re}} (\mathbf{U} + \mathbf{Z}_k) + \mathbf{W}_k^{\text{Re}}, \\ \mathbf{Y}_k^{\text{Im}} &= \Im\{\mathbf{Y}_k\} = \mathbf{H}_k^{\text{Im}} (\mathbf{U} + \mathbf{Z}_k) + \mathbf{W}_k^{\text{Im}}, \end{aligned}$$

where \mathbf{H}_k^{Re} and \mathbf{H}_k^{Im} represent the real and imaginary parts of the channel and are both distributed with i.i.d. Gaussian $\mathcal{N}(0, 1/2)$ entries, and \mathbf{W}_k^{Re} and \mathbf{W}_k^{Im} are similarly defined with i.i.d. Gaussian $\mathcal{N}(0, \sigma_c^2/2)$ entries. Using the notation allows the following alternative expressions of the received matrix symbol:

$$\begin{aligned} \hat{\mathbf{Y}}_k &= \sqrt{2} \begin{bmatrix} \mathbf{Y}_k^{\text{Re}} \\ \mathbf{Y}_k^{\text{Im}} \end{bmatrix}, \\ &= \sqrt{2} \begin{bmatrix} \mathbf{H}_k^{\text{Re}} \\ \mathbf{H}_k^{\text{Im}} \end{bmatrix} (\mathbf{U} + \mathbf{Z}_k) + \sqrt{2} \begin{bmatrix} \mathbf{W}_k^{\text{Re}} \\ \mathbf{W}_k^{\text{Im}} \end{bmatrix}, \\ &\triangleq \hat{\mathbf{H}}_k (\mathbf{U} + \mathbf{Z}_k) + \hat{\mathbf{W}}_k. \end{aligned} \quad (5)$$

Next, consider the PC estimation at the receiver. For the case with receive CSI, the receiver is assumed to have perfect knowledge of the channel matrix \mathbf{H}_k and channel SNR γ_c by accurate channel estimation as well as the data SNR γ_d from the statistics of historical data. Then such knowledge is not available in the other blind case. Both the coherent PC estimator in the former

case and the blind one in the latter are designed using the ML criterion. In the presence of channel and data noise following from isotropic Gaussian distributions, the ML based estimation can be equivalently interpreted as linear regression fit using a least squares approximation, which could provides a heuristic way to estimate the ground-truth (see Section IV).

Let $\mathcal{L}(\mathbf{U}; \hat{\mathbf{Y}}_k)$ denote the likelihood function of the estimate \mathbf{U} given the observations in $\hat{\mathbf{Y}}_k$. Then the PC estimation can be formulated as

$$\begin{aligned} \max_{\mathbf{U}} \quad & \mathcal{L}(\mathbf{U}; \hat{\mathbf{Y}}_k), \\ \text{s.t.} \quad & \mathbf{U}\mathbf{U}^\top = \mathbf{I}_M. \end{aligned} \quad (6)$$

The problem is solved in the following sections to design coherent and blind PC estimators. A key property that underpins both the current analog MIMO as well as non-coherent MIMO is that the subspace represented by a transmitted matrix, say \mathbf{U}_k , is invariant to a MIMO channel rotation, which can be mathematically described as [30]

$$\mathcal{S}_M(\mathbf{U}_k^\top \mathbf{H}_k^\top \mathbf{H}_k \mathbf{U}_k) = \mathcal{S}_M(\mathbf{U}_k^\top \mathbf{U}_k). \quad (7)$$

C. PC Error Metric

The PC estimation aims at estimating a subspace containing the ground-truth PCs but their particular orientations within the subspace is irrelevant. In view of this fact, it is most convenient to consider a Grassmann manifold, also called a Grassmannian and referring to a space of subspaces, since a subspace appears as a single point in the manifold [30]. Let $\mathcal{G}_{N,M}$ denote a Grassmannian comprising M -dimensional subspaces embedded in an N -dimensional space. For convenience, a point in $\mathcal{G}_{N,M}$ is commonly represented using an orthonormal matrix, say \mathbf{U} . However, it should be clarified that the point more precisely corresponds to $\text{span}(\mathbf{U})$ and hence the set of subspaces, $\{\mathbf{U}'\}$, which satisfy the equality, $\text{span}(\mathbf{U}) = \text{span}(\mathbf{Q}\mathbf{U}')$, for some $M \times M$ orthonormal matrix \mathbf{Q} . It follows from the above discussion that a suitable PC distortion metric should measure the distance between two points in the Grassmannian, which correspond to the subspaces of the estimated PCs and their ground-truth. Among many available subspace distance measures, the Euclidean subspace distance, which is adopted in this work, is a popular choice for its tractability [12], [30]. Using this metric and with the estimated PCs represented by the orthonormal matrix $\tilde{\mathbf{U}}$, its distance to the ground-truth \mathbf{U} can be defined as

$$d(\mathbf{U}, \tilde{\mathbf{U}}) = \left\| \tilde{\mathbf{U}}^\top \tilde{\mathbf{U}} - \mathbf{U}^\top \mathbf{U} \right\|_F. \quad (8)$$

Its geometric meaning is reflected by the alternative expression in terms of the principal angles between the subspaces spanned by $\tilde{\mathbf{U}}$ and \mathbf{U} , denoted as $\{\theta_i\}_{i=1}^M$. Define the diagonal matrix $\Theta(\mathbf{U}, \tilde{\mathbf{U}}) = \text{diag}(\theta_1, \theta_2, \dots, \theta_M)$ for those angles; then $d(\mathbf{U}, \tilde{\mathbf{U}}) = \sqrt{2} \left\| \sin \Theta(\mathbf{U}, \tilde{\mathbf{U}}) \right\|_F$ [12]. Building on the subspace distance measure, we define the PC error metric as follows.

Definition 1 (Mean square subspace distance). The *mean square subspace distance* (MSSD) between \mathbf{U} and $\tilde{\mathbf{U}}$ is defined as

$$d_{\text{ms}}(\mathbf{U}, \tilde{\mathbf{U}}) = \mathbb{E} \left[d^2(\mathbf{U}, \tilde{\mathbf{U}}) \right] = 2M - 2\mathbb{E} \left[\text{Tr}(\tilde{\mathbf{U}}^\top \tilde{\mathbf{U}} \mathbf{U}^\top \mathbf{U}) \right]. \quad (9)$$

where the expectation is taken over the distributions of data noise \mathbf{Z} , channel noise \mathbf{W} , and also channel gain \mathbf{H} in the case of blind PC estimation.

III. PC ESTIMATION FOR COHERENT MIMO RECEIVERS

A. Design of Coherent PC Estimator

First, the usefulness of receive CSI is to facilitate coherent combination of the received data. To this end, channel inversion is applied to a received matrix symbol, say $\hat{\mathbf{Y}}_k$, by multiplication with the zero-forcing matrix, $\hat{\mathbf{H}}_k^+ \triangleq (\hat{\mathbf{H}}_k^\top \hat{\mathbf{H}}_k)^{-1} \hat{\mathbf{H}}_k^\top$, which is the pseudo inverse of the channel $\hat{\mathbf{H}}_k$. Using (5), this yields the following observations for PC estimation: $\hat{\mathbf{H}}_k^+ \hat{\mathbf{Y}}_k = \mathbf{U} + \mathbf{Z}_k + \hat{\mathbf{H}}_k^+ \hat{\mathbf{W}}_k, \forall k$. The processed observations follow a matrix Gaussian distribution $\mathcal{MN}(\mathbf{U}, \Sigma_k, \mathbf{I}_N)$ with $\Sigma_k = \sigma_d^2 \mathbf{I}_M + \sigma_c^2 \hat{\mathbf{H}}_k^+ \left(\hat{\mathbf{H}}_k^+ \right)^\top$. Specifically,

$$p(\hat{\mathbf{H}}_k^+ \hat{\mathbf{Y}}_k | \mathbf{U}, \mathbf{H}) = \frac{\exp \left(-\frac{1}{2} \text{Tr} \left((\hat{\mathbf{H}}_k^+ \hat{\mathbf{Y}}_k - \mathbf{U})^\top \Sigma_k^{-1} (\hat{\mathbf{H}}_k^+ \hat{\mathbf{Y}}_k - \mathbf{U}) \right) \right)}{(2\pi)^{\frac{MN}{2}} \det(\Sigma_k)^{\frac{N}{2}}}.$$

Next, the ML PC estimator is derived by maximizing the likelihood function that is defined as the joint probability of the observations $\{\hat{\mathbf{H}}_k^+ \hat{\mathbf{Y}}_k\}_{k=1}^K$ conditioned on the ground-truth \mathbf{U} and channel realizations $\{\hat{\mathbf{H}}_k\}_{k=1}^K$.

Since $\{\hat{\mathbf{H}}_k^+ \hat{\mathbf{Y}}_k\}_{k=1}^K$ are mutually independent, the logarithm of the likelihood function can be written as

$$\begin{aligned} \mathcal{L}(\mathbf{U}; \hat{\mathbf{Y}}, \hat{\mathbf{H}}) &= \ln \left(\prod_{k=1}^K p(\hat{\mathbf{H}}_k^+ \hat{\mathbf{Y}}_k | \mathbf{U}, \hat{\mathbf{H}}_k) \right), \\ &= -\frac{1}{2} \sum_{k=1}^K \text{Tr} \left((\hat{\mathbf{H}}_k^+ \hat{\mathbf{Y}}_k - \mathbf{U})^\top \Sigma_k^{-1} (\hat{\mathbf{H}}_k^+ \hat{\mathbf{Y}}_k - \mathbf{U}) \right) \\ &\quad - \frac{1}{2} MNK \ln(2\pi) - \frac{N}{2} \sum_{k=1}^K \ln \det(\Sigma_k). \end{aligned}$$

One can observe from the above expression that the variable \mathbf{U} only enters into the first term which can be further expanded as:

$$\begin{aligned} & -\frac{1}{2} \sum_{k=1}^K \text{Tr} \left(\hat{\mathbf{Y}}_k^\top (\hat{\mathbf{H}}_k^+)^\top \Sigma_k^{-1} \hat{\mathbf{H}}_k^+ \hat{\mathbf{Y}}_k + \mathbf{U}^\top \Sigma_k^{-1} \mathbf{U} - 2\mathbf{U}^\top \Sigma_k^{-1} \hat{\mathbf{H}}_k^+ \hat{\mathbf{Y}}_k \right) \\ & = \sum_{k=1}^K \text{Tr} \left(\mathbf{U}^\top \Sigma_k^{-1} \hat{\mathbf{H}}_k^+ \hat{\mathbf{Y}}_k \right) - \frac{1}{2} \sum_{k=1}^K \text{Tr} \left(\hat{\mathbf{Y}}_k^\top (\hat{\mathbf{H}}_k^+)^\top \Sigma_k^{-1} \hat{\mathbf{H}}_k^+ \hat{\mathbf{Y}}_k + \Sigma_k^{-1} \right). \end{aligned}$$

It follows that the likelihood function is determined by \mathbf{U} through $\sum_{k=1}^K \text{Tr} \left(\mathbf{U}^\top \Sigma_k^{-1} \hat{\mathbf{H}}_k^+ \hat{\mathbf{Y}}_k \right)$. This allows the ML problem in (6) to be particularized for the current case as

$$\begin{aligned} & \max_{\mathbf{U}} \quad \frac{1}{K} \sum_{k=1}^K \text{Tr} \left(\mathbf{U}^\top \Sigma_k^{-1} \hat{\mathbf{H}}_k^+ \hat{\mathbf{Y}}_k \right), \\ & \text{s.t.} \quad \mathbf{U} \mathbf{U}^\top = \mathbf{I}_M. \end{aligned} \tag{10}$$

The problem in (10) is non-convex due to the feasible region restricted to a hyper-sphere. One solution method is to transform it into an equivalent, tractable orthogonal Procrustes problem [31]. To this end, consider the following SVD

$$\mathbf{J} = \frac{1}{K} \sum_{k=1}^K \Sigma_k^{-1} \hat{\mathbf{H}}_k^+ \hat{\mathbf{Y}}_k = \mathbf{U}_J \mathbf{\Lambda}_J \mathbf{V}_J^\top, \tag{11}$$

where the diagonal matrix $\mathbf{\Lambda}_J = \text{diag}(\lambda_{J,1}, \dots, \lambda_{J,M})$ with $\lambda_{J,m}$ representing the m -th singular value, and \mathbf{U}_J and \mathbf{V}_J^\top are orthonormal eigen matrices. Let them be expressed in terms of the singular vectors of \mathbf{J} : $\mathbf{U}_J = [\mathbf{u}_{J,1}, \dots, \mathbf{u}_{J,M}]$, $\mathbf{V}_J^\top = [\mathbf{v}_{J,1}, \dots, \mathbf{v}_{J,M}]^\top$. Let $\tilde{\mathbf{U}}^*$ denote the optimal solution for the problem in (10), which yields the optimal estimate of the ground-truth \mathbf{U} .

Then substituting (11) into the objective function in (10) allows $\tilde{\mathbf{U}}^*$ to be given as

$$\begin{aligned} \tilde{\mathbf{U}}^* &= \arg \max_{\mathbf{U} \in \mathcal{G}_{N,M}} \text{Tr} \left(\mathbf{U}^\top \mathbf{J} \right), \\ &= \arg \max_{\mathbf{U} \in \mathcal{G}_{N,M}} \text{Tr} \left(\mathbf{U}^\top \mathbf{U}_J \mathbf{\Lambda}_J \mathbf{V}_J^\top \right), \\ &= \arg \max_{\mathbf{U} \in \mathcal{G}_{N,M}} \sum_{m=1}^M \lambda_{J,m} \cdot \langle \mathbf{U}^\top \mathbf{u}_{J,m}, \mathbf{v}_{J,m} \rangle. \end{aligned}$$

The above problem can be solved using the fact that $\sum_{m=1}^M \lambda_{J,m} \cdot \langle \mathbf{U}^\top \mathbf{u}_{J,m}, \mathbf{v}_{J,m} \rangle \leq \sum_{m=1}^M \lambda_{J,m}$ with equality when $\mathbf{U}^\top \mathbf{u}_{J,m} = \mathbf{v}_{J,m}, \forall m$. It follows that $\tilde{\mathbf{U}}^{*\top} \mathbf{U}_J = \mathbf{V}_J$, or equivalently $\tilde{\mathbf{U}}^* = \mathbf{U}_J \mathbf{V}_J^\top$. Using [32, Theorem 7.3.1], $\mathbf{U}_J \mathbf{V}_J^\top$ can be obtained from the *polar decomposition* of the matrix summation \mathbf{J} in (11), i.e., $\mathbf{U}_J \mathbf{V}_J^\top = (\mathbf{J} \mathbf{J}^\top)^{-1/2} \mathbf{J}$, and furthermore spans the same principal eigenspace as $\text{span}(\mathbf{V}_J^\top)$. This leads to the following main result of this sub-section.

Theorem 1 (Optimal PC Estimation with Receive CSI). Given the channel matrices $\{\hat{\mathbf{H}}_k\}_{k=1}^K$ and the received matrix symbols $\{\hat{\mathbf{Y}}_k\}_{k=1}^K$, the optimal global PCs based on the ML criterion are given as

$$\tilde{\mathbf{U}}^* = \mathcal{S}_M(\mathbf{J}^\top \mathbf{J}), \quad (12)$$

where $\mathbf{J} = \frac{1}{K} \sum_{k=1}^K \left[\sigma_d^2 \mathbf{I}_M + \sigma_c^2 \hat{\mathbf{H}}_k^+ (\hat{\mathbf{H}}_k^+)^{\top} \right]^{-1} \hat{\mathbf{H}}_k^+ \hat{\mathbf{Y}}_k$.

Theorem 1 suggests that the optimal coherent PC estimator should 1) first coherently combine received observations with weights reflecting a linear *minimum-mean-square error* (MMSE) receiver and 2) then compute the dominant singular space of the result, yielding the optimal estimate of the ground-truth PCs. The weights that aim at coping with MIMO channels and noise distinguish the current DPCA over wireless channels from the conventional designs where weights are either unit [12] or independent of channels [13], [33].

Remark 1 (Data-and-Channel Noise Regularization). As shown in Theorem 1, the zero-forcing matrix $\hat{\mathbf{H}}_k^+$ is used to equalize the channel distortion but by doing so, it may amplify channel noise given a poorly conditioned channel. This issue is addressed by a regularization term, $\left[\sigma_d^2 \mathbf{I}_M + \sigma_c^2 \hat{\mathbf{H}}_k^+ (\hat{\mathbf{H}}_k^+)^{\top} \right]$, that balances data and channel noise based on the knowledge of their covariance matrices.

Last, the PC estimation in Theorem 1 is unbiased as shown below.

Corollary 1. The coherent PC estimator in Theorem 1 together with the preceding channel inversion achieves unbiased estimation of the global PCs in the following sense. Define $\bar{\mathbf{J}} = \mathbb{E}[\mathbf{J}]$ with \mathbf{J} given by Theorem 1, and the optimal PC estimate $\bar{\mathbf{U}}^* = \mathcal{S}_M(\bar{\mathbf{J}}^\top \bar{\mathbf{J}})$. Then $d(\bar{\mathbf{U}}^*, \mathbf{U}) = 0$.

Proof. According to (11), the $\bar{\mathbf{J}}$ is given by

$$\begin{aligned} \bar{\mathbf{J}} &= \mathbb{E} \left[\frac{1}{K} \sum_{k=1}^K [\sigma_d^2 \mathbf{I}_M + \sigma_c^2 \hat{\mathbf{H}}_k^+ (\hat{\mathbf{H}}_k^+)^{\top}]^{-1} \hat{\mathbf{H}}_k^+ \hat{\mathbf{Y}}_k \right], \\ &= \mathbb{E} \left[[\sigma_d^2 \mathbf{I}_M + \sigma_c^2 \hat{\mathbf{H}}_k^+ (\hat{\mathbf{H}}_k^+)^{\top}]^{-1} \right] \mathbf{U}. \end{aligned}$$

Define $\mathbf{C} \triangleq \mathbb{E} \left[[\sigma_d^2 \mathbf{I}_M + \sigma_c^2 \hat{\mathbf{H}}_k^+ (\hat{\mathbf{H}}_k^+)^{\top}]^{-1} \right]$ and clearly $\text{rank}(\mathbf{C}) = M$. Then, based on the property in (7), we have $\mathcal{S}_M(\mathbf{U}^\top \mathbf{C}^\top \mathbf{C} \mathbf{U}) = \mathcal{S}_M(\mathbf{U}^\top \mathbf{U})$ which completes the proof. \square

The above result also implies that as the number of devices, K , increases (so does the global data size), the optimal estimate $\tilde{\mathbf{U}}^*$ in Theorem 1 converges to the ground-truth since $\mathbf{J} \rightarrow \bar{\mathbf{J}}$.

B. Error Performance Analysis

The performance of the optimal coherent PC estimation in the preceding sub-section can be analyzed using a result from perturbation theory for Grassmann manifolds. To this end, consider two perturbed subspaces $\mathbf{V}_1 = \mathcal{S}_M(\mathbf{G}_1^\top \mathbf{G}_1)$ and $\mathbf{V}_2 = \mathcal{S}_M(\mathbf{G}_2^\top \mathbf{G}_2)$, where $\mathbf{G}_1 = \mathbf{F} + \epsilon \mathbf{E}_1$ and $\mathbf{G}_2 = \mathbf{F} + \epsilon \mathbf{E}_2$ with the orthonormal matrix $\mathbf{F} \in \mathcal{G}_{N,M}$ representing a ground-truth, $\epsilon \mathbf{E}_i, i = 1, 2$ denoting random additive perturbations, and $\epsilon > 0$ controlling the perturbation magnitude. The following result is from [34, Theorem 9.3.4].

Lemma 1. The squared subspace distance of the perturbed subspaces \mathbf{V}_1 and \mathbf{V}_2 satisfies

$$d^2(\mathbf{V}_1, \mathbf{V}_2) = 2\epsilon^2 \text{Tr}(\Delta_{\mathbf{E}} \mathbf{F}^{\perp \top} \mathbf{F}^{\perp} \Delta_{\mathbf{E}}^\top) + O(\epsilon^3), \quad (13)$$

where \mathbf{F}^{\perp} is the orthogonal complement of \mathbf{F} and $\Delta_{\mathbf{E}} = \mathbf{E}_1 - \mathbf{E}_2$.

Using Lemma 1, it is proved in Appendix A that the PC estimation error can be characterized as follows.

Lemma 2. The square error of the optimal PC estimate $\tilde{\mathbf{U}}^*$ in Theorem 1 is

$$d^2(\tilde{\mathbf{U}}^*, \mathbf{U}) = 2\text{Tr}(\Delta_{\mathbf{E}} \mathbf{U}^{\perp \top} \mathbf{U}^{\perp} \Delta_{\mathbf{E}}^\top) + O(\|\Sigma_{\mathbf{E}}^{-1}\|_F^3), \quad (14)$$

where $\Delta_{\mathbf{E}} \sim \mathcal{MN}[\mathbf{0}, \Sigma_{\mathbf{E}}^{-1}, \mathbf{I}_N]$ with $\Sigma_{\mathbf{E}} = \sum_{k=1}^K (\sigma_d^2 \mathbf{I}_M + \sigma_c^2 \hat{\mathbf{H}}_k^+ (\hat{\mathbf{H}}_k^+)^{\top})^{-1}$ and \mathbf{U}^{\perp} is the orthogonal complement of \mathbf{U} .

Based on the definition of $\Sigma_{\mathbf{E}}$, one can infer that the residual term $O(\|\Sigma_{\mathbf{E}}^{-1}\|_F^3)$ in Lemma 2 diminishes as the number of devices (or the global data size) $K \rightarrow \infty$ or data noise and channel noise $\sigma_d, \sigma_c \rightarrow 0$. Then using Lemma 2 with the residual term omitted, the error of optimal PC estimation can be characterized as follows.

Theorem 2 (Error of Optimal Coherent PC Estimation). Given many devices ($K \rightarrow \infty$) and small channel and data noise ($\sigma_d, \sigma_c \rightarrow 0$), the MSSD of the optimal coherent PC estimator in Theorem 1 can be asymptotically upper bounded as

$$d_{\text{ms}}(\tilde{\mathbf{U}}^*, \mathbf{U}) \leq \frac{2M(N-M)}{K} \left(\sigma_d^2 + \frac{1}{2N_r - M - 1} \sigma_c^2 \right), \quad (15)$$

for a MIMO system (i.e., $2N_r - M > 1$).

Proof. See Appendix B. □

Note that as M increases, the first term in the MSSD upper bound in (15), $\frac{2M(N-M)}{K}$, grows if $M \leq \frac{N}{2}$ but otherwise decreases. This is due to the following well known property of a random point (subspace) uniformly distributed on a Grassmannian. Its uncertainty (and hence estimation error) grows with its dimensionality M , reaches the maximum at $M = \frac{N}{2}$, and reduces afterwards since it can be equivalently represented by a lower-dimensional complementary subspace [20]. Next, the MSSD upper bound can be rewritten in terms of the channel and data SNRs given in (2) and (4) as

$$d_{\text{ms}}(\tilde{\mathbf{U}}^*, \mathbf{U}) \leq \frac{2M^2(N-M)}{KN} \left[\gamma_d^{-1} + (1 + M\gamma_d^{-1})\gamma_c^{-1} \cdot \frac{1}{2N_r - M - 1} \right]. \quad (16)$$

It is observed from (16) that given fixed data and channel SNRs, the estimation error increases with M and reaches a peak at $M = 2N/3$ instead of $M = N/2$ when noise variances are fixed.

Based on Theorem 2, the effects of different system parameters on the error performance of coherent PC estimation are described as follows.

- The MSSD linearly decays as the device number K , or equivalently the number of noisy observations of the global PCs, increases. The scaling law is identical to that for conventional DPCA over reliable links (see, e.g. [12] and [13]). The result suggests increasingly accurate estimation of the ground-truth global PCs as more devices participate in DPCA.
- The result in (16) shows a trade-off between the data and channel noise. Furthermore, if channel noise is negligible, one can observe from (16) that the estimation error diminishes about *inversely* with increasing data SNR, namely $O\left(\frac{2M^2}{K\gamma_d}\right)$ if $N \gg M$. On the other hand, if channel noise is dominant, the error decays with increasing channel SNR as $O\left(\frac{1}{(2N_r - N_t - 1)\gamma_c}\right)$. The factor $2N_r - N_t - 1$ is contributed by spatial diversity gain of using a large receive array with N_r elements.

IV. PC ESTIMATION FOR BLIND MIMO RECEIVERS

In the last section, an optimal coherent estimator was designed for PC estimation with receive CSI. The requirements on receive CSI and data statistics, say data SNR, are relaxed in this section so as to obviate the need of channel estimation and feedback, yielding the current case of blind PC estimation.

A. Integrated Design of Blind PC Estimator

1) *Approximating the ML Problem:* The lack of receive CSI complicates the ML problem in (6). It is made tractable by finding a tractable lower bound on the likelihood function, which

is the objective, as follows. To this end, as the unknown channel is a Gaussian random matrix, the distribution of a received matrix symbol, say $\hat{\mathbf{Y}}_k$, conditioned on the ground truth \mathbf{U} can be written as

$$\begin{aligned} p(\hat{\mathbf{Y}}_k|\mathbf{U}) &= \mathbb{E}_{\mathbf{Z}_k}[p(\hat{\mathbf{Y}}_k|\mathbf{U}, \mathbf{Z}_k)], \\ &= \mathbb{E}_{\mathbf{Z}_k} \left[\frac{1}{(2\pi)^{N_r N} \det(\boldsymbol{\Sigma}'_k)^{N_r}} \exp \left(-\frac{1}{2} \text{Tr} \left(\hat{\mathbf{Y}}_k (\boldsymbol{\Sigma}'_k)^{-1} \hat{\mathbf{Y}}_k^\top \right) \right) \right], \end{aligned} \quad (17)$$

where we recall \mathbf{Z}_k to be the data noise and define $\boldsymbol{\Sigma}'_k = \sigma_c^2 \mathbf{I}_N + (\mathbf{U} + \mathbf{Z}_k)^\top (\mathbf{U} + \mathbf{Z}_k)$.

Next, as received symbols are mutually independent, the likelihood function is given as

$$\begin{aligned} \mathcal{L}(\mathbf{U}; \mathbf{Y}) &= \ln \left(\prod_{k=1}^K p(\hat{\mathbf{Y}}_k|\mathbf{U}) \right), \\ &= \sum_{k=1}^K \ln \left(\mathbb{E}_{\mathbf{Z}_k} \left[p(\hat{\mathbf{Y}}_k|\mathbf{U}, \mathbf{Z}_k) \right] \right). \end{aligned} \quad (18)$$

It can be lower bounded using the Jensen's inequality as $\mathcal{L}(\mathbf{U}; \mathbf{Y}) \geq \mathcal{L}_{\text{lb}}(\mathbf{U}; \mathbf{Y})$ with

$$\begin{aligned} \mathcal{L}_{\text{lb}}(\mathbf{U}; \mathbf{Y}) &= \sum_{k=1}^K \mathbb{E}_{\mathbf{Z}_k} \left[\ln \left(p(\hat{\mathbf{Y}}_k|\mathbf{U}, \mathbf{Z}_k) \right) \right], \\ &= \sum_{k=1}^K \mathbb{E}_{\mathbf{Z}_k} \left[-\frac{1}{2} \text{Tr} \left(\hat{\mathbf{Y}}_k (\boldsymbol{\Sigma}'_k)^{-1} \hat{\mathbf{Y}}_k^\top \right) - N_r \ln (\det(\boldsymbol{\Sigma}'_k)) \right] - N_r N K \ln (2\pi). \end{aligned} \quad (19)$$

For tractability, we approximate the objective of the ML problem in (18) by its lower bound in (19). The new objective can be further simplified using the following result.

Lemma 3. Only the first term of $\mathcal{L}_{\text{lb}}(\mathbf{U}; \mathbf{Y})$ in (19), i.e., $\sum_{k=1}^K \mathbb{E}_{\mathbf{Z}_k} \left[-\frac{1}{2} \text{Tr} \left(\hat{\mathbf{Y}}_k (\boldsymbol{\Sigma}'_k)^{-1} \hat{\mathbf{Y}}_k^\top \right) \right]$, depends on the ground truth \mathbf{U} .

Proof. See Appendix C. □

Using the above result and changing the sign of its objective, the ML problem in (6) can be approximated as the following minimization problem

$$\begin{aligned} \min_{\mathbf{U}} \quad & \frac{1}{K} \sum_{k=1}^K \mathbb{E}_{\mathbf{Z}_k} \left[\text{Tr} \left(\hat{\mathbf{Y}}_k (\boldsymbol{\Sigma}'_k)^{-1} \hat{\mathbf{Y}}_k^\top \right) \right], \\ \text{s.t.} \quad & \mathbf{U} \mathbf{U}^\top = \mathbf{I}_M. \end{aligned} \quad (20)$$

The above ML problem is not yet tractable and requires further approximation of its objective. For ease of exposition, represent its summation term as $\Psi_k = \mathbb{E}_{\mathbf{Z}_k} \left[\text{Tr} \left(\hat{\mathbf{Y}}_k (\boldsymbol{\Sigma}'_k)^{-1} \hat{\mathbf{Y}}_k^\top \right) \right]$. Some useful notations are introduced as follows. Define a Gaussian matrix $\hat{\mathbf{Z}}_k = [\mathbf{I}_M \ \mathbf{0}_{M, N-M}] + \mathbf{Z}_k \mathbf{Q}^\top$

that is a function of data noise (see Appendix D) and independent over k . Let $\hat{\mathbf{P}}_k = \mathcal{S}_M(\hat{\mathbf{Z}}_k^\top \hat{\mathbf{Z}}_k)^\top$, which denotes an orthonormal matrix representing the principal M -dimensional column subspace of $\hat{\mathbf{Z}}_k$, and $\hat{\mathbf{S}}_k$ denote its singular value matrix.

Lemma 4. The term Ψ_k defined earlier can be rewritten as

$$\Psi_k = C - \sigma_c^{-2} \mathbb{E}_{\hat{\mathbf{P}}_k, \hat{\mathbf{S}}_k} \left[\text{Tr} \left(\hat{\mathbf{Y}}_k \mathbf{Q}^\top \hat{\mathbf{P}}_k \Lambda_{\hat{\mathbf{S}}_k} \hat{\mathbf{P}}_k^\top \mathbf{Q} \hat{\mathbf{Y}}_k^\top \right) \right], \quad (21)$$

where the constant $C = \sigma_c^{-2} \text{Tr} \left(\hat{\mathbf{Y}}_k \hat{\mathbf{Y}}_k^\top \right)$, the diagonal matrix $\Lambda_{\hat{\mathbf{S}}_k} = \hat{\mathbf{S}}_k^2 \left(\sigma_c^{-2} \mathbf{I}_M + \hat{\mathbf{S}}_k^2 \right)^{-1}$, and $\mathbf{Q} = \left[\mathbf{U}^\top \ (\mathbf{U}^\perp)^\top \right]^\top$.

Proof. See Appendix D. □

Note that C is independent of the ground truth \mathbf{U} . Therefore, it follows from Lemma 4 that the maximization of Ψ_k can be approximated by minimizing $\mathbb{E}_{\hat{\mathbf{P}}_k, \hat{\mathbf{S}}_k} \left[\text{Tr} \left(\hat{\mathbf{Y}}_k \mathbf{Q}^\top \hat{\mathbf{P}}_k \Lambda_{\hat{\mathbf{S}}_k} \hat{\mathbf{P}}_k^\top \mathbf{Q} \hat{\mathbf{Y}}_k^\top \right) \right]$. In other words, the current ML problem is equivalent to:

$$\begin{aligned} \max_{\mathbf{U}} \quad & \frac{1}{K} \sum_{k=1}^K \mathbb{E}_{\hat{\mathbf{P}}_k, \hat{\mathbf{S}}_k} \left[\text{Tr} \left(\hat{\mathbf{Y}}_k \mathbf{Q}^\top \hat{\mathbf{P}}_k \Lambda_{\hat{\mathbf{S}}_k} \hat{\mathbf{P}}_k^\top \mathbf{Q} \hat{\mathbf{Y}}_k^\top \right) \right], \\ \text{s.t.} \quad & \mathbf{U} \mathbf{U}^\top = \mathbf{I}_M. \end{aligned} \quad (22)$$

2) *Optimization on Grassmannian:* The above problem is solved using the theory of optimization on Grassmannian, involving the optimization of a subspace variable, as follows. To this end, decompose the space of a received matrix symbol, say $\hat{\mathbf{Y}}_k$, by eigen-decomposition as

$$\hat{\mathbf{Y}}_k^\top \hat{\mathbf{Y}}_k = \mathbf{U}_{\hat{\mathbf{Y}}_k}^\top \Lambda_{\text{dat},k} \mathbf{U}_{\hat{\mathbf{Y}}_k} + \mathbf{V}_{\hat{\mathbf{Y}}_k}^\top \Lambda_{\text{noi},k} \mathbf{V}_{\hat{\mathbf{Y}}_k}.$$

The eigenspace represented by $\mathbf{U}_{\hat{\mathbf{Y}}_k}$ is the data space while that by $\mathbf{V}_{\hat{\mathbf{Y}}_k}$ is the channel-noise space. Here, each summation term $\text{Tr} \left(\hat{\mathbf{Y}}_k \mathbf{Q}^\top \hat{\mathbf{P}}_k \Lambda_{\hat{\mathbf{S}}_k} \hat{\mathbf{P}}_k^\top \mathbf{Q} \hat{\mathbf{Y}}_k^\top \right)$ directly depends on how close the PCs, say $\hat{\mathbf{P}}_k^\top \mathbf{Q}$, is to that of $\hat{\mathbf{Y}}_k^\top \hat{\mathbf{Y}}_k$, i.e. $\mathbf{U}_{\hat{\mathbf{Y}}_k}$. Specifically, we have

$$\text{Tr} \left(\hat{\mathbf{Y}}_k \mathbf{Q}^\top \hat{\mathbf{P}}_k \Lambda_{\hat{\mathbf{S}}_k} \hat{\mathbf{P}}_k^\top \mathbf{Q} \hat{\mathbf{Y}}_k^\top \right) \leq \text{Tr} \left(\Lambda_{\text{noi},k} \Lambda_{\hat{\mathbf{S}}_k} \right),$$

where the upper bound is achieved if $d(\mathbf{Q}^\top \hat{\mathbf{P}}_k, \mathbf{U}_{\hat{\mathbf{Y}}_k}) = 2M - 2\text{Tr} \left(\mathbf{U}_{\hat{\mathbf{Y}}_k} \mathbf{Q}^\top \hat{\mathbf{P}}_k \hat{\mathbf{P}}_k^\top \mathbf{Q} \mathbf{U}_{\hat{\mathbf{Y}}_k}^\top \right) = 0$. Therefore, we replace each trace term by the simplified term $\text{Tr} \left(\mathbf{U}_{\hat{\mathbf{Y}}_k} \mathbf{Q}^\top \hat{\mathbf{P}}_k \hat{\mathbf{P}}_k^\top \mathbf{Q} \mathbf{U}_{\hat{\mathbf{Y}}_k}^\top \right)$ that focuses on projections onto a Grassmannian.

It follows that the ML problem in (22) can be approximated as

$$\begin{aligned} \max_{\mathbf{U}} \quad & \frac{1}{K} \sum_{k=1}^K \mathbb{E}_{\hat{\mathbf{P}}_k} \left[\text{Tr} \left(\mathbf{U}_{\hat{\mathbf{Y}}_k} \mathbf{Q}^\top \hat{\mathbf{P}}_k \hat{\mathbf{P}}_k^\top \mathbf{Q} \mathbf{U}_{\hat{\mathbf{Y}}_k}^\top \right) \right], \\ \text{s.t.} \quad & \mathbf{U} \mathbf{U}^\top = \mathbf{I}_M. \end{aligned} \quad (23)$$

To facilitate optimization on Grassmannian, we can rewrite the objective in terms of subspace distance as

$$\frac{1}{K} \sum_{k=1}^K \mathbb{E}_{\hat{\mathbf{P}}_k} \left[\text{Tr} \left(\mathbf{U}_{\hat{\mathbf{Y}}_k} \mathbf{Q}^\top \hat{\mathbf{P}}_k \hat{\mathbf{P}}_k^\top \mathbf{Q} \mathbf{U}_{\hat{\mathbf{Y}}_k}^\top \right) \right] = \frac{1}{K} \sum_{k=1}^K \text{Tr} \left(\mathbf{Q}^\top \mathbb{E}_{\hat{\mathbf{P}}_k} \left[\hat{\mathbf{P}}_k \hat{\mathbf{P}}_k^\top \right] \mathbf{Q} \mathbf{U}_{\hat{\mathbf{Y}}_k}^\top \mathbf{U}_{\hat{\mathbf{Y}}_k} \right),$$

where the expectation $\mathbb{E}_{\hat{\mathbf{P}}_k} \left[\hat{\mathbf{P}}_k \hat{\mathbf{P}}_k^\top \right]$ shows the following property.

Lemma 5. The orthogonal projection matrix $\hat{\mathbf{P}}_k \hat{\mathbf{P}}_k^\top$'s expectation is diagonal, say $\mathbb{E}_{\hat{\mathbf{P}}_k} \left[\hat{\mathbf{P}}_k \hat{\mathbf{P}}_k^\top \right] = \mathbf{\Lambda}_\mu = \text{diag}(\mu_1, \mu_2, \dots, \mu_N)$ with $\mu_i \geq 0$, $i \in \{1, 2, \dots, N\}$.

Proof. See Appendix E. □

Based on Lemma 5, define the summation $\mathbf{J}' = \frac{1}{K} \sum_{k=1}^K \mathbf{U}_{\hat{\mathbf{Y}}_k}^\top \mathbf{U}_{\hat{\mathbf{Y}}_k}$ and the ML problem in (22) is written as

$$\begin{aligned} \max_{\mathbf{U}} \quad & \text{Tr}(\mathbf{Q}^\top \mathbf{\Lambda}_\mu \mathbf{Q} \mathbf{J}'), \\ \text{s.t.} \quad & \mathbf{U} \mathbf{U}^\top = \mathbf{I}_M. \end{aligned} \tag{24}$$

Although the problem shown in (24) is non-convex due to the orthonormal constraint, there still is a closed-form solution serving as the PC estimator for the blind case. To this end, define the SVD: $\mathbf{J}' = \mathbf{U}_{\mathbf{J}'} \mathbf{\Lambda}_{\mathbf{J}'} \mathbf{U}_{\mathbf{J}'}^\top$ with $\mathbf{U}_{\mathbf{J}'}^\top = \mathcal{S}_N(\mathbf{J}')$. As the matrix \mathbf{J}' is positive semidefinite, the entries of $\mathbf{\Lambda}_{\mathbf{J}'}$ are non-negative and we have the following upper bound on the objective function (24):

$$\begin{aligned} \text{Tr}(\mathbf{Q}^\top \mathbf{\Lambda}_\mu \mathbf{Q} \mathbf{J}') &= \text{Tr}((\mathbf{Q} \mathbf{U}_{\mathbf{J}'}^\top)^\top \mathbf{\Lambda}_\mu \mathbf{Q} \mathbf{U}_{\mathbf{J}'} \mathbf{\Lambda}_{\mathbf{J}'}), \\ &\leq \text{Tr}(\mathbf{\Lambda}_\mu \mathbf{\Lambda}_{\mathbf{J}'}). \end{aligned}$$

The equality is achieved when $\mathbf{Q} = \mathbf{U}_{\mathbf{J}'}$. It follows that the M -dimensional principal eigenspace of \mathbf{J}' , $\mathcal{S}_M(\mathbf{J}')$, is the optimal solution for the problem in (24).

Theorem 3 (ML based PC estimation without receive CSI). Given the received matrix symbols $\{\hat{\mathbf{Y}}_k\}_{k=1}^K$ and the blind PC estimator based on ML criterion is given by

$$\tilde{\mathbf{U}}^\star = \mathcal{S}_M(\mathbf{J}'), \tag{25}$$

where $\mathbf{J}' = \frac{1}{K} \sum_{k=1}^K \mathbf{U}_{\hat{\mathbf{Y}}_k}^\top \mathbf{U}_{\hat{\mathbf{Y}}_k}$ and $\mathbf{U}_{\hat{\mathbf{Y}}_k} = \mathcal{S}_M(\hat{\mathbf{Y}}_k^\top \hat{\mathbf{Y}}_k)$.

The optimal blind PC estimation in Theorem (3) essentially consists of three steps: 1) projecting each received matrix symbol to become a single point on the Grassmannian; 2) compute the centroid by averaging the points in the Euclidean space; 3) then projecting the result onto the

Grassmannian to yield the estimated global PCs. It should be emphasized that Step 1) leverages the rotation-invariant property of analog subspace transmission in (7). On the other hand, the centroid computation in Sep 2) is an aggregation operation that suppresses both the data and channel noise. The aggregation gain grows as the number of devices or equivalently the number of observations grow as quantified in the next sub-section.

Remark 2 (Geometric Interpretation). The result in Theorem 3 can be also interpreted geometrically as follows. According to (8), each summation term in the objective function in (24) measures the subspace distance between a received matrix symbol and a Gaussian matrix, where the latter's PCs are uniformly displaced by \mathbf{Q} on the Grassmannian. Since the Gaussian matrix is isotropic and its mean's PCs coincides with \mathbf{U} after being displaced by \mathbf{Q} , we can obtain an equivalent geometric form of the problem in (24) as

$$\begin{aligned} \min_{\mathbf{U}} \quad & \frac{1}{K} \sum_{k=1}^K d^2(\mathbf{U}, \mathbf{U}_{\hat{\mathbf{Y}}_k}), \\ \text{s.t.} \quad & \mathbf{U}\mathbf{U}^\top = \mathbf{I}_M. \end{aligned}$$

The above problem is to identify the optimal \mathbf{U} such that the sum over its square distance to each signal's PCs is minimized. Its optimal solution, as proved in the literature is the centroid of signal PCs on the Grassmannian (see, e.g. [12]), which is aligned with the result in the theorem.

Finally, the the blind ML PC estimator in Theorem 3 yields an unbiased estimate of the ground-truth as proved below.

Corollary 2. The blind PC estimator in Theorem 3 computing the centroid of received noisy observations achieves unbiased estimation of the global PCs in the following sense. Define $\bar{\mathbf{J}}' = \mathbb{E}[\mathbf{J}']$ with \mathbf{J}' follows that in Theorem 3, and the optimal PC estimate $\bar{\mathbf{U}}^* = \mathcal{S}_M(\bar{\mathbf{J}}')$. Then $d(\bar{\mathbf{U}}^*, \mathbf{U}) = 0$.

Proof. See Appendix F. □

B. Optimality of Symbol-by-Symbol Blind PC Detection

The blind estimator designed in the preceding sub-section performs joint detection of a block of received symbols. However, its aggregation form in Theorem 3, which results from i.i.d. channel and Gaussian noise over users, suggests the optimality of detecting the subspaces of individual symbols followed by applying the conventional aggregation method for DPCA [12],

[13]. The conjecture is corroborated in the sequel by designing the single-symbol blind PC detector under two different criteria.

First, consider the ML criterion. Conditioned on the transmitted symbol \mathbf{U}_k and similarly as (17), the distribution of $\hat{\mathbf{Y}}_k$ is obtained as

$$\begin{aligned} p(\hat{\mathbf{Y}}_k | \mathbf{U}_k) &= \frac{\exp\left(-\frac{1}{2} \text{Tr}\left(\hat{\mathbf{Y}}_k^\top (\sigma_c^2 \mathbf{I}_N + \mathbf{U}_k^\top \mathbf{U}_k)^{-1} \hat{\mathbf{Y}}_k\right)\right)}{(2\pi)^{N_r N} \det(\sigma_c^2 \mathbf{I}_N + \mathbf{U}_k^\top \mathbf{U}_k)^{N_r}}, \\ &= \frac{1}{(2\pi\sigma_c^2)^{N_r N} (1 + \sigma_c^{-2})^{N_r M}} \exp\left(-\frac{1}{2\sigma_c^2} \text{Tr}\left(\hat{\mathbf{Y}}_k^\top \hat{\mathbf{Y}}_k - (1 + \sigma_c^2)^{-1} \hat{\mathbf{Y}}_k^\top \mathbf{U}_k^\top \mathbf{U}_k \hat{\mathbf{Y}}_k\right)\right). \end{aligned}$$

The above result shows that the distribution depends on \mathbf{U}_k through the term $\text{Tr}\left(\hat{\mathbf{Y}}_k^\top \mathbf{U}_k^\top \mathbf{U}_k \hat{\mathbf{Y}}_k\right)$. Therefore, the optimal ML estimate of \mathbf{U}_k can be obtained by solving the following problem:

$$\begin{aligned} \min_{\mathbf{U}_k} \quad & \text{Tr}\left(\hat{\mathbf{Y}}_k^\top \mathbf{U}_k^\top \mathbf{U}_k \hat{\mathbf{Y}}_k\right), \\ \text{s.t.} \quad & \mathbf{U}_k \mathbf{U}_k^\top = \mathbf{I}_M. \end{aligned} \tag{26}$$

Note that even though \mathbf{U}_k is not orthonormal, the orthonormal constraint in the above problem serves the purpose of matched filtering by reducing the noise dimensionality. Define $\mathbf{U}_{\hat{\mathbf{Y}}_k} = \mathcal{S}_M(\hat{\mathbf{Y}}_k^\top \hat{\mathbf{Y}}_k)$. The problem in (26) has the optimal solution: $\mathbf{U}_k^* = \mathbf{Q}_M \mathbf{U}_{\hat{\mathbf{Y}}_k}$ with \mathbf{Q}_M is an arbitrary $M \times M$ orthonormal matrix. Equivalently, $\text{span}(\mathbf{U}_k^*) = \text{span}(\mathbf{U}_{\hat{\mathbf{Y}}_k})$.

Second, in the absence of channel noise, the detection problem can be formulated as linear regression: $\hat{\mathbf{Y}}_k = \tilde{\mathbf{H}}_k \tilde{\mathbf{U}}_k$ where $\tilde{\mathbf{H}}_k$ and $\tilde{\mathbf{U}}_k$ denote the estimates of channel and transmitted subspace, respectively. The resultant regression error can be measured as $\|\hat{\mathbf{Y}}_k - \tilde{\mathbf{H}}_k \tilde{\mathbf{U}}_k\|^2$. Then the problem of minimizing the regression error can be solved by two steps: 1) given any $\tilde{\mathbf{U}}_k$, the optimal $\tilde{\mathbf{H}}_k$ is given by $\tilde{\mathbf{H}}_k^* = \arg \min_{\tilde{\mathbf{H}}_k} \|\hat{\mathbf{Y}}_k - \tilde{\mathbf{H}}_k \tilde{\mathbf{U}}_k\|^2 = \hat{\mathbf{Y}}_k \tilde{\mathbf{U}}_k^\top$; 2) given the optimal $\tilde{\mathbf{H}}_k^*$, the optimal $\tilde{\mathbf{U}}_k$ is given by $\tilde{\mathbf{U}}_k^* = \arg \min_{\tilde{\mathbf{U}}_k \tilde{\mathbf{U}}_k^\top = \mathbf{I}_M} \|\hat{\mathbf{Y}}_k - \hat{\mathbf{Y}}_k \tilde{\mathbf{U}}_k^\top \tilde{\mathbf{U}}_k\|^2 = \mathbf{Q}_M \mathbf{U}_{\hat{\mathbf{Y}}_k}$. One can observe the result to be identical to the preceding ML counterpart.

Finally, by setting the arbitrary orthonormal matrix \mathbf{Q}_M to be an identity matrix, the aggregation of subspaces estimated from individual received symbols using the above single-symbol detector yields an identical result as in Theorem 3.

C. Error Performance Analysis

As before, the error performance of blind PC estimation is also analyzed based on the result in Lemma 1. As the $\mathbf{U}_{\hat{\mathbf{Y}}_k}$ in the derived estimator (see Theorem 3) does not directly admit tractability, an approximation is necessary. Consider a symbol resulting from applying channel

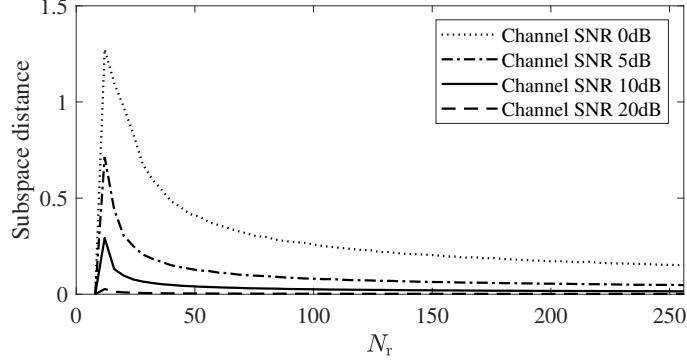


Fig. 2. Subspace distance between $\mathcal{S}_M \left((\mathbf{U} + \mathbf{Z}_k + \hat{\mathbf{H}}_k^+ \hat{\mathbf{W}}_k)^\top (\mathbf{U} + \mathbf{Z}_k + \hat{\mathbf{H}}_k^+ \hat{\mathbf{W}}_k) \right)$ and the signal PCs $\mathbf{U}_{\hat{\mathbf{Y}}_k}$ with $N_t = M = 8$.

inversion to a received symbol, say $\hat{\mathbf{Y}}_k$, resulting in $\mathbf{U} + \mathbf{Z}_k + \hat{\mathbf{H}}_k^+ \hat{\mathbf{W}}_k$. Note that this is a deviated version of the desired PCs $\mathbf{U}_{\hat{\mathbf{Y}}_k}$ but its eigenspace can provide a tractable approximation of the latter when the channel SNR is high [30]:

$$\mathbf{U}_{\hat{\mathbf{Y}}_k} \approx \mathcal{S}_M \left((\mathbf{U} + \mathbf{Z}_k + \hat{\mathbf{H}}_k^+ \hat{\mathbf{W}}_k)^\top (\mathbf{U} + \mathbf{Z}_k + \hat{\mathbf{H}}_k^+ \hat{\mathbf{W}}_k) \right). \quad (27)$$

Simulation results in Fig. 2 validate the approximation. Based on the above approximation, we can first derive the square subspace distance conditioned on the channel matrices $\{\hat{\mathbf{H}}_k\}_{k=1}^K$ as follows.

Lemma 6. The square subspace distance between the estimation $\tilde{\mathbf{U}}^*$ in the Theorem 3 and the ground-truth \mathbf{U} is upper bounded as

$$\begin{aligned} & d^2(\tilde{\mathbf{U}}^*, \mathbf{U}) \\ & \leq \frac{4}{M} \sum_{k=1}^K \text{Tr} \left(\Delta_{1,k} \mathbf{U}^\perp{}^\top \mathbf{U}^\perp \Delta_{1,k}^\top \right) - \frac{2}{M^2} \sum_{k,j=1, k \neq j}^K \text{Tr} \left(\Delta_{2,k,j} \mathbf{U}^\perp{}^\top \mathbf{U}^\perp \Delta_{2,k,j}^\top \right) + O(\epsilon^3), \end{aligned} \quad (28)$$

where $\epsilon = \sigma_d^2 + \frac{1}{2N_r - M - 1} \sigma_c^2$, \mathbf{U}^\perp is the orthogonal complement of \mathbf{U} , $\Delta_{1,k} \sim \mathcal{MN}[\mathbf{0}, \sigma_d^2 \mathbf{I}_M + \sigma_c^2 \hat{\mathbf{H}}_k^+ (\hat{\mathbf{H}}_k^+)^\top, \mathbf{I}_N]$ and $\Delta_{2,k,j} \sim \mathcal{MN}[\mathbf{0}, 2\sigma_d^2 \mathbf{I}_M + \sigma_c^2 \hat{\mathbf{H}}_k^+ (\hat{\mathbf{H}}_k^+)^\top + \sigma_c^2 \hat{\mathbf{H}}_j^+ (\hat{\mathbf{H}}_j^+)^\top, \mathbf{I}_N]$.

Proof: See Appendix F.

Similarly, when both data SNR and channel SNR are large, i.e. $\epsilon \rightarrow 0$, the residual term converges to zero. Then, taking an expectation over channel matrices and the upper bound of MSSD in the case of blind MIMO receivers can be obtained.

Theorem 4 (Error of Proposed Blind PC Estimation). Given many devices ($K \rightarrow \infty$) and small channel and data noise ($\sigma_d, \sigma_c \rightarrow 0$), the MSSD of the blind PC estimator in Theorem 3 can be asymptotically upper bounded as

$$d_{\text{ms}}(\tilde{\mathbf{U}}^*, \mathbf{U}) \leq \frac{4M(N-M)}{K} \left(\sigma_d^2 + \frac{1}{2N_r - M - 1} \sigma_c^2 \right). \quad (29)$$

Proof. See Appendix H. □

Using the definition of σ_d and σ_c yields the following result:

$$d_{\text{ms}}(\tilde{\mathbf{U}}^*, \mathbf{U}) \leq \frac{4M^2(N-M)}{KN} \left[\gamma_d^{-1} + (1 + M\gamma_d^{-1})\gamma_c^{-1} \cdot \frac{1}{2N_r - M - 1} \right].$$

Remark 3 (Coherent vs. Blind). Comparing Theorems 2 and 4, the error bounds for both the coherent and blind PC estimators are observed to have the same form except for the difference by a multiplicative factor of two. This shows that despite the lack of receive CSI, the latter can achieve similar performance as its coherent counterpart mainly due to the exploitation of the channel-rotation-invariance of analog subspace transmission in (3). On the other hand, the said multiplicative factor represents the additional gain in estimation error suppression via regularized channel inversion that alleviates the effects of data and channel noise.

V. EXTENSION TO PCs WITH ARBITRARY DIMENSIONS

In the previous sections, we assume $N_t = M$ such that each matrix symbol representing local PCs can be directly transmitted over a transmit array. The results can be generalized by relaxing the assumption as follows.

First, consider the case of $N_t \geq M$. One can introduce an N_t -by- M orthonormal matrix \mathbf{X} that maps an M -dimensional symbol to the N_t -element array, yielding the following communication model:

$$\begin{aligned} \mathbf{Y}_k &= \mathbf{H}_k \mathbf{X} (\mathbf{U} + \mathbf{Z}_k) + \mathbf{W}_k \\ &\triangleq \tilde{\mathbf{H}}_k (\mathbf{U} + \mathbf{Z}_k) + \mathbf{W}_k, \end{aligned}$$

where $\tilde{\mathbf{H}}_k \triangleq \mathbf{H}_k \mathbf{X}$. With transmit CSI, \mathbf{X} can be generated isotropically. As a result, $\tilde{\mathbf{H}}_k$ follows an isotropic matrix Gaussian $\mathcal{MN}(\mathbf{0}, \mathbf{I}_{N_r}, \mathbf{I}_M)$ and thus the results in the preceding sections remain unchanged.

Next, consider the case of $M > N_t$. Local PCs at a device have to be transmitted as multiple matrix symbols. Let a local estimate, say \mathbf{U}_k , be partitioned into T $M' \times N$ component matrices with $M' \leq N_t$ as follows

$$\mathbf{U}_k = [\mathbf{U}_{k,1}^\top, \mathbf{U}_{k,2}^\top, \dots, \mathbf{U}_{k,T}^\top]^\top.$$

Since each component matrix contains M' columns of the orthonormal matrix of \mathbf{U}_k , it is also orthonormal. By introducing a mapping matrix \mathbf{X}' similarly as in the preceding case, each component matrix, say $\mathbf{U}_{k,t}$, can be transmitted as a single matrix symbol, resulting in

$$\mathbf{Y}_{k,t} = \mathbf{H}_{k,t} \mathbf{X}' \mathbf{U}_{k,t} + \mathbf{W}_{k,t}.$$

Obviously, if $M' = N_t$, the mapping \mathbf{X}' is unnecessary and the above model reduces to

$$\mathbf{Y}_{k,t} = \mathbf{H}_{k,t} \mathbf{U}_{k,t} + \mathbf{W}_{k,t}.$$

At the receiver, multiple received component matrices are combined into a single one in a similar way as in (3):

$$\begin{aligned} \mathbf{Y}_k &= [\mathbf{Y}_{k,1}^\top, \mathbf{Y}_{k,2}^\top, \dots, \mathbf{Y}_{k,T}^\top]^\top \\ &= \text{diag}(\mathbf{H}_{k,1}, \mathbf{H}_{k,2}, \dots, \mathbf{H}_{k,T}) \mathbf{U}_k + [\mathbf{W}_{k,1}^\top, \mathbf{W}_{k,2}^\top, \dots, \mathbf{W}_{k,T}^\top]^\top. \end{aligned} \quad (30)$$

Therefore, we can obtain a communication model differing from that in (3) only in the MIMO channel which is block diagonal in the current case. For coherent PC estimation, it is straightforward to show that the design modified using the generalized channel model retains its unbiasedness and ML optimality. As for blind PC estimation, $\text{diag}(\mathbf{H}_{k,1}, \dots, \mathbf{H}_{k,T})$ keeps the isotropic property as before that guarantees unbiased estimation. Furthermore, to modify the design and analysis, the expectation $\mathbb{E}_{\mathbf{H}_k} [\hat{\mathbf{H}}_k^+ (\hat{\mathbf{H}}_k^+)^{\top}]$ is replaced with

$$\mathbb{E}_{\mathbf{H}_k} [\hat{\mathbf{H}}_k^+ (\hat{\mathbf{H}}_k^+)^{\top}] = \text{diag} \left(\mathbb{E}_{\mathbf{H}_{k,1}} [\hat{\mathbf{H}}_{k,1}^+ (\hat{\mathbf{H}}_{k,1}^+)^{\top}], \mathbb{E}_{\mathbf{H}_{k,2}} [\hat{\mathbf{H}}_{k,2}^+ (\hat{\mathbf{H}}_{k,2}^+)^{\top}], \dots, \mathbb{E}_{\mathbf{H}_{k,T}} [\hat{\mathbf{H}}_{k,T}^+ (\hat{\mathbf{H}}_{k,T}^+)^{\top}] \right),$$

where $\hat{\mathbf{H}}_{k,t}$ is derived from $\mathbf{H}_{k,t}$ using the method in (5). This modification, according to the derivation process, only changes the coefficients of σ_c^2 in both Theorem 1 and 3. Therefore, one can conclude that the scaling laws of estimation error are preserved during the extension.

VI. SIMULATION RESULTS

The default simulation settings are as follows. The PC dimension is $M = 8$ and the data dimensionality is $N = 200$. In the MIMO communication system, the server is equipped with $N_r = 16$ antennas and each edge device with $N_t = M = 8$ antennas.

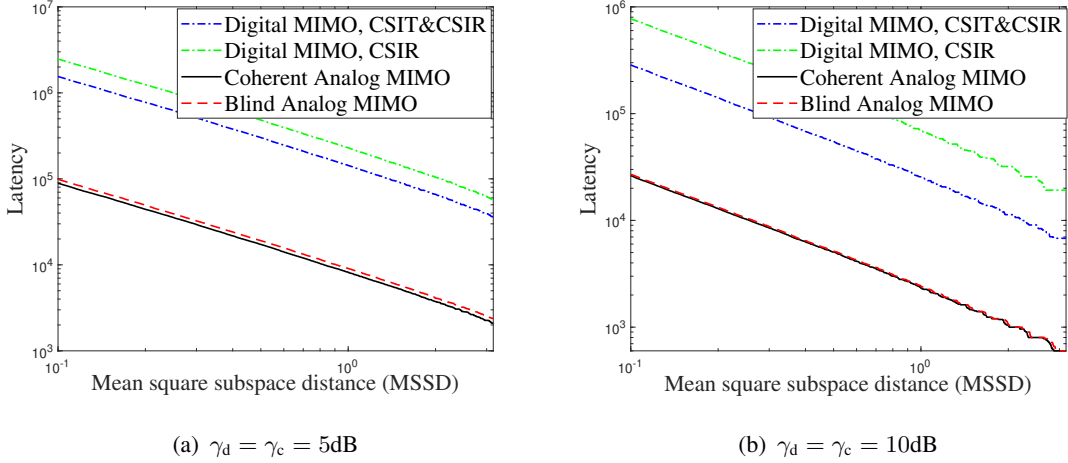


Fig. 3. Latency performance comparison between digital transmission and analog transmission.

First, in Fig. 3, we benchmark the latency performance of the proposed analog-MIMO enabled DPCA against the conventional designs using digital MIMO for varying target MSSD. The DPCA latency refers the number of channel uses (or symbol slots) needed to achieve the target MSSD. The benchmark digital-MIMO schemes reliably upload local PCs to the server using 16-bit quantization, M-ary Quadrature Amplitude Modulation (M-QAM) modulation and channel coding (i.e., convolution coding with rate 0.5 [35]); the uploaded local PCs are aggregated to yield the global PCs using the DPCA scheme with uniform aggregation in [12]. Two schemes are considered. The first scheme with only receive CSI uses a linear ZF receiver, fixes the M-QAM modulation and applies uniform transmission-power allocation due to the lack of transmit CSI [36]. The other scheme with both the transmit and receive CSI employs eigen-mode precoding and receiver as well as water-filling power allocation and adaptive M-QAM modulation jointly optimized to maximize the spectrum efficiency [18], [37]. It can be observed from Fig. 3 that although analog MIMO without coding is directly exposed to perturbation by channel noise, its advantage of ultra-low latency greatly outweighs the disadvantage. Specifically, analog MIMO achieves more than a 10-times latency reduction over its two digital counterparts across different SNRs. It is worth recalling that the robustness of analog MIMO is due to the insensitivity of the transmitted subspaces towards channel rotation and that the aggregation operation of DPCA suppresses channel noise. Moreover, the latency of different schemes are found to decrease linearly as the target MSSD grows while their latency ratios remain approximately constant over the MSSD range.

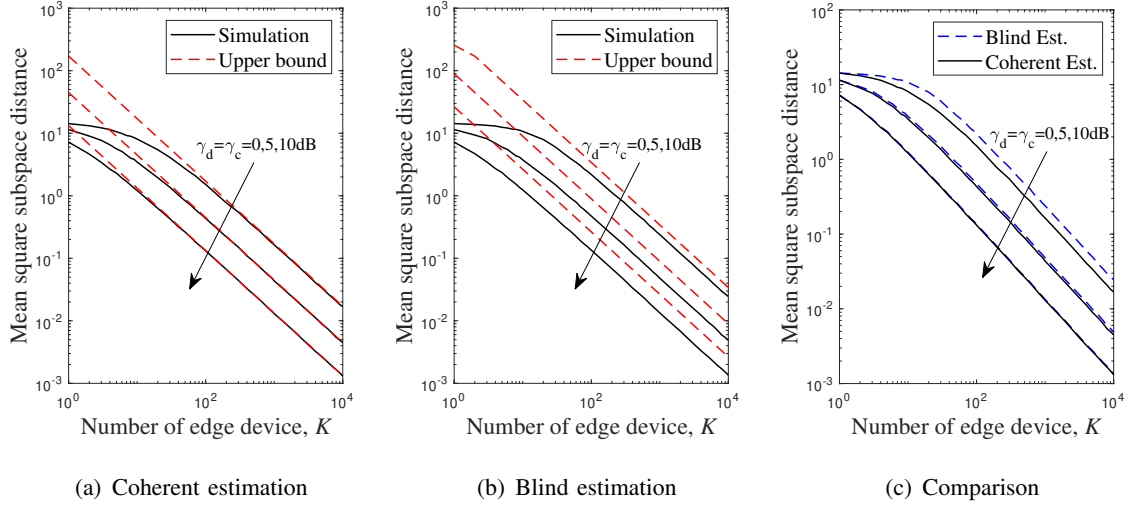


Fig. 4. PC estimation performance comparisons for varying numbers of devices between simulation and analysis for (a) coherent estimation and (b) blind estimation, and (c) comparison between the two designs.

Second, the effect of device population on the PC estimation is investigated. To this end, the curves of MSSD versus the number of devices K , are plotted in Fig. 4, for which the data and channel SNRs are set as $\gamma_d = \gamma_c = \{0, 5, 10\}$ dB. The scaling laws derived in Theorems 1 and 3 are validated using simulation results in Figs. 4(a) and 4(b), for the designs of coherent and blind PC estimation, respectively. The performance comparison between the two designs is provided in Fig. 4(c). We observe that they follow the same linear scaling law for coherent and blind estimation, namely that MSSD decreases linearly as K grows. Varying the SNRs shifts the curves but does not change their slopes. Next, one can observe from Figs. 4(a) and 4(b) that the performance analysis accurately quantifies the linear scaling and its rate. The derived MSSD bound is tight for the case of coherent estimation and a sufficiently large number of devices (e.g., $K \geq 10$) while for the other case of blind estimation the bound is not as tight but satisfactory. More importantly, the performance comparison in Fig. 4(c) confirms a main conclusion from the analysis (see Remark 3) that blind PC estimation performs only with a small gap from that of the coherent counterpart especially at sufficiently high SNRs, advocating fast DPCA without CSI.

Finally, the effects of data/channel SNRs on the performance of analog MIMO are characterized in Fig. 5 where the curves of MSSD versus data/channel SNR are plotted for $K = 1000$ devices. In the high channel-SNR regime, one can observe that increasing the data SNR reduces

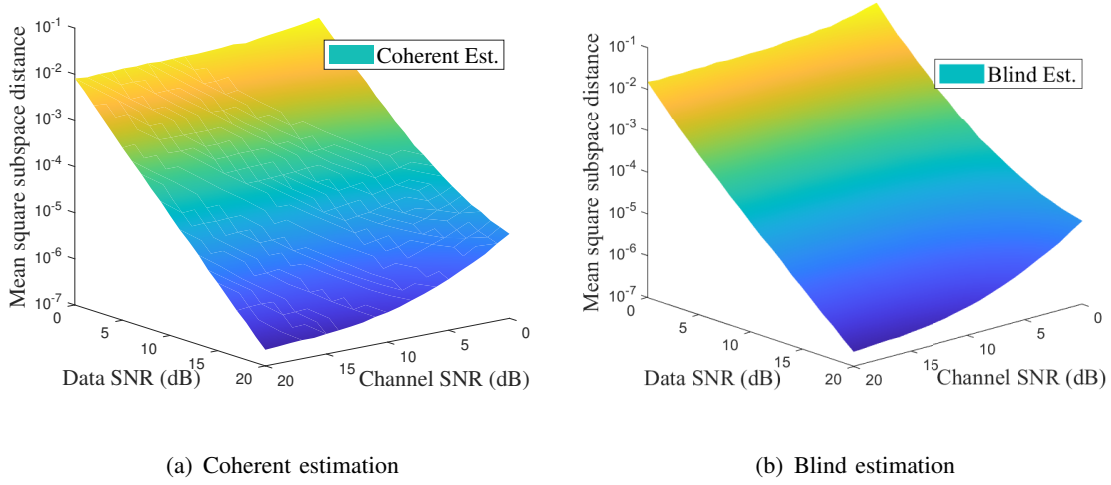


Fig. 5. Mean square subspace distance versus data and channel SNR.

the MSSD of both the coherent and blind estimators at an approximately *linear rate*. On the other hand, with the data SNR fixed, the MSSD is relatively insensitive to channel SNR especially in the low data-SNR regime. This is due to the fact that the diversity gain of multiple antenna systems suppressing channel noise and large data noise becomes dominant, which is consistent with our analysis results shown in Theorem 2 and 4.

VII. CONCLUDING REMARKS

We have presented an analog MIMO communication framework for supporting ultra-fast DPCA in a wireless system. Besides spatial multiplexing inherent in MIMO, the proposed approach dramatically reduces the DPCA latency by avoiding quantization, coding, and CSI feedback. Furthermore, by analyzing and comparing the performance of analog MIMO with and without receive CSI, we have found that even channel estimation may not be necessary as the resultant performance gain is small. This advocates blind analog MIMO to further accelerate DPCA. Compared with digital MIMO, more than a tenfold latency reduction has been demonstrated for analog MIMO in achieving the same DPCA error performance. Building on findings in this work, we believe that analog communication will play an important role in machine learning and data analytics at the network edge. This requires new techniques to properly control the effects of channel distortion and noise so that they can be masked by those of data noise. Moreover, the new techniques should be customized for the algorithms of specific applications

(e.g., the current principal-component estimation for DPCA) to optimize the system efficiency and performance.

APPENDIX

A. Proof of Lemma 2

The orthonormal $\tilde{\mathbf{U}}^*$ given in Theorem 1 represents the principal eigenspace of \mathbf{J} , i.e. $\tilde{\mathbf{U}}^* = \mathcal{S}_M(\mathbf{J}^\top \mathbf{J})$, where $\mathbf{J} = \frac{1}{K} \Sigma_{\mathbf{E}} \mathbf{U} + \mathbf{E}$ with $\Sigma_{\mathbf{E}} = \sum_{k=1}^K \left[\sigma_d^2 \mathbf{I}_M + \sigma_c^2 \hat{\mathbf{H}}_k^+ (\hat{\mathbf{H}}_k^+)^{\top} \right]^{-1}$. Due to $\mathbf{Z}_k + \hat{\mathbf{H}}_k^+ \hat{\mathbf{W}}_k \sim \mathcal{MN}[\mathbf{0}, \sigma_d^2 \mathbf{I}_M + \sigma_c^2 \hat{\mathbf{H}}_k^+ (\hat{\mathbf{H}}_k^+)^{\top}, \mathbf{I}_N]$, $\forall k$, \mathbf{E} follows from a matrix Gaussian distribution $\mathcal{MN}[\mathbf{0}, \Sigma_{\mathbf{E}}, \mathbf{I}_N]$. Note that $\Sigma_{\mathbf{E}}$ is a positive definite Hermitian matrix and there always exists an inverse matrix $\Sigma_{\mathbf{E}}^{-1}$. Then, the rotation-invariant property of subspace in (7) gives

$$\begin{aligned} \tilde{\mathbf{U}}^* &= \mathcal{S}_M \left((\Sigma_{\mathbf{E}} \mathbf{U} + \mathbf{E})^{\top} (\Sigma_{\mathbf{E}} \mathbf{U} + \mathbf{E}) \right) \\ &= \mathcal{S}_M \left((\mathbf{U} + \Sigma_{\mathbf{E}}^{-1} \mathbf{E})^{\top} (\mathbf{U} + \Sigma_{\mathbf{E}}^{-1} \mathbf{E}) \right), \end{aligned}$$

where $\Sigma_{\mathbf{E}}^{-1} \mathbf{E}$ is matrix Gaussian $\mathcal{MN}[\mathbf{0}, \Sigma_{\mathbf{E}}^{-1}, \mathbf{I}_N]$. Then, based on Lemma 1, set $\epsilon = C_1 \|\Sigma_{\mathbf{E}}^{-1}\|_2$ with a constant C_1 , $\mathbf{E}_1 = \frac{1}{\epsilon} \Sigma_{\mathbf{E}}^{-1} \mathbf{E}$ and $\mathbf{E}_2 = \mathbf{O}$ and we can get the final result.

B. Proof of Theorem 2

Based on Lemma 2, with the second residual term omitted, the MSSD is approximated as

$$\begin{aligned} d_{\text{ms}}(\tilde{\mathbf{U}}^*, \mathbf{U}) &\approx \mathbb{E} \left[2 \text{Tr} \left(\Delta_{\mathbf{E}} \mathbf{U}^{\perp \top} \mathbf{U}^{\perp} \Delta_{\mathbf{E}}^{\top} \right) \right], \\ &= 2(N - M) \mathbb{E}_{\{\mathbf{H}_k\}_{k=1}^K} \left[\text{Tr}(\Sigma_{\mathbf{E}}^{-1}) \right], \\ &\leq 2(N - M) \text{Tr} \left(\left(\sum_{k=1}^K \mathbb{E}_{\mathbf{H}_k} [\mathbf{A}_k]^{-1} \right)^{-1} \right), \end{aligned}$$

where we define $\mathbf{A}_k = \sigma_d^2 \mathbf{I}_M + \sigma_c^2 \hat{\mathbf{H}}_k^+ (\hat{\mathbf{H}}_k^+)^{\top}$ and the last inequality comes from Jensen's inequality and the fact that $\text{Tr} \left(\left(\sum_{k=1}^K \mathbf{A}_k^{-1} \right)^{-1} \right)$ is concave over $\{\mathbf{A}_k\}_{k=1}^K$ [38]. Since $\hat{\mathbf{H}}_k^+ (\hat{\mathbf{H}}_k^+)^{\top} = (\hat{\mathbf{H}}_k^{\top} \hat{\mathbf{H}}_k)^{-1}$ is an inverse Wishart matrix, given $2N_r - M > 1$, we have the first moment $\mathbb{E}[(\hat{\mathbf{H}}_k^{\top} \hat{\mathbf{H}}_k)^{-1}] = \frac{1}{2N_r - M - 1} \mathbf{I}_M$ [39].

Using the above results yields the following upper bound:

$$\begin{aligned} d_{\text{ms}}(\tilde{\mathbf{U}}^*, \mathbf{U}) &\leq 2(N - M) \text{Tr} \left(\left(\sum_{k=1}^K \left(\sigma_d^2 + \frac{\sigma_c^2}{2N_r - M - 1} \right)^{-1} \mathbf{I}_M \right)^{-1} \right), \\ &= \frac{2M(N - M)}{K} \left(\sigma_d^2 + \frac{\sigma_c^2}{2N_r - M - 1} \right). \end{aligned}$$

C. Proof of Lemma 3

In $\mathcal{L}_{\text{lb}}(\mathbf{U}; \mathbf{Y})$, the third term is constant. For the second part, we have

$$\begin{aligned} \det(\sigma_c^2 \mathbf{I}_N + (\mathbf{U} + \mathbf{Z}_k)^\top (\mathbf{U} + \mathbf{Z}_k)) &\stackrel{(a)}{=} \det(\sigma_c^2 \mathbf{I}_M + (\mathbf{U} + \mathbf{Z}_k)(\mathbf{U} + \mathbf{Z}_k)^\top), \\ &= \det((\sigma_c^2 + 1)\mathbf{I}_M + \mathbf{Z}_k \mathbf{U}^\top + \mathbf{U} \mathbf{Z}_k^\top + \mathbf{Z}_k \mathbf{Z}_k^\top), \end{aligned}$$

where (a) follows from Sylvester's determinant identity. The elements of \mathbf{Z}_k are i.i.d. Gaussian $\mathcal{N}(0, \sigma_d^2)$, which means that \mathbf{Z}_k has an isotropic matrix Gaussian distribution $\mathcal{MN}(\mathbf{0}, \sigma_d^2 \mathbf{I}_M, \mathbf{I}_N)$. There is a property that given $\mathbf{X} \sim \mathcal{MN}(\mathbf{0}, \Sigma_1, \Sigma_2)$ and $\mathbf{Y} = \mathbf{M} + \mathbf{A}\mathbf{X}\mathbf{B}$, then $\mathbf{Y} \sim \mathcal{MN}(\mathbf{M}, \mathbf{A}\Sigma_1\mathbf{A}^\top, \mathbf{B}^\top\Sigma_2\mathbf{B})$. Therefore, both $\mathbf{Z}_k \mathbf{U}^\top$ and $\mathbf{U} \mathbf{Z}_k^\top$ are matrix Gaussian distributions $\mathcal{MN}(\mathbf{0}_M, \sigma_d^2 \mathbf{I}_M, \mathbf{I}_M)$, which completes the proof.

D. Proof of Lemma 4

First define $\mathbf{Q} = [\mathbf{U}^\top \ \mathbf{U}^\perp]^\top$, where \mathbf{U}^\perp represents the orthogonal complement of \mathbf{U} . Clearly, $\mathbf{Q} \in \mathcal{O}_N$ is an orthonormal matrix and thus $\mathbf{Q}^{-1} = \mathbf{Q}^\top$ always holds. According to the Woodbury matrix identity, the inverse matrix $(\Sigma'_k)^{-1}$ is given by

$$\begin{aligned} (\Sigma'_k)^{-1} &= [\sigma_c^2 \mathbf{I}_N + (\mathbf{U} + \mathbf{Z}_k)^\top (\mathbf{U} + \mathbf{Z}_k)]^{-1}, \\ &= \sigma_c^{-2} \mathbf{I}_N - \sigma_c^{-4} (\mathbf{U} + \mathbf{Z}_k)^\top [\mathbf{I}_M + \sigma_c^{-2} (\mathbf{U} + \mathbf{Z}_k)(\mathbf{U} + \mathbf{Z}_k)^\top]^{-1} (\mathbf{U} + \mathbf{Z}_k), \\ &= \sigma_c^{-2} \mathbf{I}_N - \sigma_c^{-4} \mathbf{Q}^\top \hat{\mathbf{Z}}_k^\top (\sigma_c^2 \mathbf{I}_M + \hat{\mathbf{Z}}_k \hat{\mathbf{Z}}_k^\top)^{-1} \hat{\mathbf{Z}}_k \mathbf{Q}, \end{aligned}$$

where similarly $\hat{\mathbf{Z}}_k = [\mathbf{I}_M \ \mathbf{0}_{M, N-M}] + \mathbf{Z}_k \mathbf{Q}^\top$. Then, one can define the SVD of $\hat{\mathbf{Z}}_k$ as $\hat{\mathbf{Z}}_k = \hat{\mathbf{Q}}_k \hat{\mathbf{S}}_k \hat{\mathbf{P}}_k^\top$ where $\hat{\mathbf{Q}}_k$ is an M -dimensional orthonormal matrix, $\hat{\mathbf{P}}_k$ is an N -by- M orthonormal matrix and $\hat{\mathbf{S}}_k = \text{diag}(s_{1,k}, s_{2,k}, \dots, s_{M,k})$. Therefore, the inverse of the covariance matrix can be rewritten as

$$\begin{aligned} (\Sigma'_k)^{-1} &= \sigma_c^{-2} \mathbf{I}_N - \sigma_c^{-2} \mathbf{Q}^\top \hat{\mathbf{P}}_k \text{diag}\left(\frac{s_{1,k}^2}{\sigma_c^2 + s_{1,k}^2}, \dots, \frac{s_{M,k}^2}{\sigma_c^2 + s_{M,k}^2}\right) \hat{\mathbf{P}}_k^\top \mathbf{Q}, \\ &= \sigma_c^{-2} \mathbf{I}_N - \sigma_c^{-2} \mathbf{Q}^\top \hat{\mathbf{P}}_k \hat{\mathbf{S}}_k^2 \left(\sigma_c^{-2} \mathbf{I}_M + \hat{\mathbf{S}}_k^2\right)^{-1} \hat{\mathbf{P}}_k^\top \mathbf{Q}, \end{aligned}$$

which finishes this proof.

E. Proof of Lemma 5

$\hat{\mathbf{P}}_k$ is the principal eigenspace of $\hat{\mathbf{Z}}_k$ that follows from *symmetric innovation* [12]. That is, let $l \in \{1, 2, \dots, N\}$ and $\mathbf{D}_l = \mathbf{I}_N - 2\mathbf{e}_l \mathbf{e}_l^\top$ and we have $\hat{\mathbf{Z}}_k^\top \hat{\mathbf{Z}}_k \stackrel{\text{d}}{=} \mathbf{D}_l \hat{\mathbf{Z}}_k^\top \hat{\mathbf{Z}}_k \mathbf{D}_l$, where $\stackrel{\text{d}}{=}$ represents

that both sides have the same distribution, so do their eigenspaces. One can observe that $\mathbf{D}_l \hat{\mathbf{P}}_k$ is the principal eigenspace of $\mathbf{D}_l \hat{\mathbf{Z}}_k^\top \hat{\mathbf{Z}}_k \mathbf{D}_l$. Therefore, we have $\mathbb{E} [\hat{\mathbf{P}}_k \hat{\mathbf{P}}_k^\top] = \mathbb{E} [\mathbf{D}_l \hat{\mathbf{P}}_k \hat{\mathbf{P}}_k^\top \mathbf{D}_l] = \mathbf{D}_l \mathbb{E} [\hat{\mathbf{P}}_k \hat{\mathbf{P}}_k^\top] \mathbf{D}_l$. As this equation holds for $l \in \{1, 2, \dots, N\}$, we can conclude that $\mathbb{E} [\hat{\mathbf{P}}_k^\top \hat{\mathbf{P}}_k]$ is diagonal. Furthermore, define $\mathbf{p}_{k,i}$ as the $\hat{\mathbf{P}}_k$'s i -th row and we have the i -th diagonal element $\mu_i = \mathbb{E} [\|\mathbf{p}_{k,i}\|] \geq 0$.

F. Proof of Corollary 2

Let $\mathbf{U}_{\hat{\mathbf{Y}}}$ denote the PCs of received signal $\hat{\mathbf{Y}} = \hat{\mathbf{H}}(\mathbf{U} + \mathbf{Z}) + \hat{\mathbf{W}}$, where the subscript k is omitted. We aiming at proving $d(\tilde{\mathbf{U}}^*, \mathbf{U}) = 0$, where $\tilde{\mathbf{U}}^* = \mathcal{S}_M \left(\mathbb{E}[\mathbf{U}_{\hat{\mathbf{Y}}}^\top \mathbf{U}_{\hat{\mathbf{Y}}}] \right)$. First define

$$\mathbf{M} = [\mathbf{Q} \hat{\mathbf{W}}^\top + ([\mathbf{I}_M \mathbf{0}_{M,N-M}] + \mathbf{Z} \mathbf{Q}^\top)^\top \hat{\mathbf{H}}^\top] [\hat{\mathbf{H}}([\mathbf{I}_M \mathbf{0}_{M,N-M}] + \mathbf{Z} \mathbf{Q}^\top) + \hat{\mathbf{W}} \mathbf{Q}^\top],$$

where $\mathbf{Q} = [\mathbf{U}^\top \mathbf{U}^{\perp\top}]^\top$. Due to the isotropic property of matrix Gaussian \mathbf{Z} and $\hat{\mathbf{W}}$, we have $\mathbf{Z} \mathbf{Q}$ and $\hat{\mathbf{W}} \mathbf{Q}$ still follow from matrix Gaussian endowed with *symmetric innovation*. Similarly, let $l \in \{1, 2, \dots, M\}$ and $\mathbf{D}_l = \mathbf{I} - 2\mathbf{e}_l \mathbf{e}_l^\top$ and we have $\mathbf{M} \stackrel{d}{=} \hat{\mathbf{M}}$, where $\hat{\mathbf{M}} = \mathbf{D}_l \mathbf{M} \mathbf{D}_l$. One can notice that $\mathbf{U}_{\hat{\mathbf{Y}}}$ is also the M -dimensional PCs of $\mathbf{Q}^\top \mathbf{M} \mathbf{Q}$. Then, let $\hat{\mathbf{U}}_{\hat{\mathbf{Y}}}$ denote the M -dimensional PCs of $\mathbf{Q}^\top \hat{\mathbf{M}} \mathbf{Q}$ and we have $\hat{\mathbf{U}}_{\hat{\mathbf{Y}}} = \mathbf{U}_{\hat{\mathbf{Y}}} \mathbf{Q}^\top \mathbf{D}_l \mathbf{Q}$ and $\mathbf{Q} \mathbb{E}[\mathbf{U}_{\hat{\mathbf{Y}}}^\top \mathbf{U}_{\hat{\mathbf{Y}}}] \mathbf{Q}^\top = \mathbf{Q} \mathbb{E}[\hat{\mathbf{U}}_{\hat{\mathbf{Y}}}^\top \hat{\mathbf{U}}_{\hat{\mathbf{Y}}}] \mathbf{Q}^\top = \mathbf{D}_l \mathbf{Q} \mathbb{E}[\mathbf{U}_{\hat{\mathbf{Y}}}^\top \mathbf{U}_{\hat{\mathbf{Y}}}] \mathbf{Q}^\top \mathbf{D}_l$. As this equation holds for any l , $\mathbf{Q} \mathbb{E}[\mathbf{U}_{\hat{\mathbf{Y}}}^\top \mathbf{U}_{\hat{\mathbf{Y}}}] \mathbf{Q}^\top$ is diagonal, meaning that the rows of \mathbf{Q} comprise the eigenvectors of $\mathbb{E}[\mathbf{U}_{\hat{\mathbf{Y}}}^\top \mathbf{U}_{\hat{\mathbf{Y}}}]$.

Then, to prove that the M -dimensional principal of $\mathbb{E}[\mathbf{U}_{\hat{\mathbf{Y}}}^\top \mathbf{U}_{\hat{\mathbf{Y}}}]$ matches with the ground-truth \mathbf{U} , we define $\mathbf{V} = \mathbf{U}_{\hat{\mathbf{Y}}} \mathbf{Q}^\top = [v_{i,j}]_{i=1:M, j=1:N}$ that can be regarded as \mathbf{M} 's PCs, where we have $\sum_{j=1}^N v_{i,j}^2 = 1, \forall i$. Using the definition yields $\mathbf{Q} \mathbb{E}[\mathbf{U}_{\hat{\mathbf{Y}}}^\top \mathbf{U}_{\hat{\mathbf{Y}}}] \mathbf{Q}^\top = \sum_{i=1}^M \mathbb{E} [\text{diag}(v_{i,1}^2, \dots, v_{i,N}^2)]$. Then, due to the isotropic property of $\hat{\mathbf{H}}$, \mathbf{Z} and $\hat{\mathbf{W}}$, the eigenvalue corresponding to the eigenvector $\mathbf{v}_i = [v_{i,1}, v_{i,2}, \dots, v_{i,N}]$ is given by

$$\begin{aligned} \lambda_i &= \left\| [\hat{\mathbf{H}}([\mathbf{I}_M \mathbf{0}_{M,N-M}] + \mathbf{Z} \mathbf{Q}^\top) + \hat{\mathbf{W}} \mathbf{Q}^\top] \mathbf{v}_i^\top \right\|_2, \\ &\stackrel{d}{=} \left\| [\hat{\mathbf{H}}([\text{diag}(|v_{i,1}|, |v_{i,2}|, \dots, |v_{i,M}|) \mathbf{0}_{M,N-M}] + \mathbf{z}) + \mathbf{w}) \right\|_2, \end{aligned}$$

where Gaussian vectors \mathbf{z} and \mathbf{w} are independent of \mathbf{v}_i . It is clear that with larger $|v_{i,j}|, j \in \{1, \dots, M\}$, the above norm has a higher probability to get a larger value. Hence, $\mathbb{E}[\sum_{i=1}^M v_{i,j_1}^2] \geq \mathbb{E}[\sum_{i=1}^M v_{i,j_2}^2]$ holds for $j_1 \in \{1, 2, \dots, M\}$ and $j_2 \in \{M+1, M+2, \dots, N\}$. That is, the first M diagonal elements of $\mathbf{Q} \mathbb{E}[\mathbf{U}_{\hat{\mathbf{Y}}}^\top \mathbf{U}_{\hat{\mathbf{Y}}}] \mathbf{Q}^\top$ are larger than the remaining diagonal elements and therefore the ground-truth \mathbf{U} that aggregates the first M rows of \mathbf{Q} is the PCs of $\mathbb{E}[\mathbf{U}_{\hat{\mathbf{Y}}}^\top \mathbf{U}_{\hat{\mathbf{Y}}}]$.

G. Proof of Lemma 6

Let λ' and λ'' denote the eigenvalues of $\frac{1}{K} \sum_{k=1}^K \mathbf{U}_{\hat{\mathbf{Y}}_k}^\top \mathbf{U}_{\hat{\mathbf{Y}}_k}$ and $\mathbf{U}^\top \mathbf{U}$, respectively. Indeed, $\lambda''_M = 1$ and $\lambda''_{M+1} = 0$ hold. Based on the variant of the Davis-Kahan theorem (see [40, Corollary 3.1]), we have

$$\begin{aligned} d(\tilde{\mathbf{U}}^*, \mathbf{U}) &\leq \frac{2}{\max(\lambda'_M - \lambda'_{M+1}, \lambda''_M - \lambda''_{M+1})} \left\| \frac{1}{K} \sum_{k=1}^K \mathbf{U}_{\hat{\mathbf{Y}}_k}^\top \mathbf{U}_{\hat{\mathbf{Y}}_k} - \mathbf{U}^\top \mathbf{U} \right\|_F, \\ &\leq 2 \left\| \frac{1}{K} \sum_{k=1}^K \mathbf{U}_{\hat{\mathbf{Y}}_k}^\top \mathbf{U}_{\hat{\mathbf{Y}}_k} - \mathbf{U}^\top \mathbf{U} \right\|_F, \end{aligned}$$

As a result, the square subspace distance is then upper bounded as

$$d^2(\tilde{\mathbf{U}}^*, \mathbf{U}) \leq \frac{4}{K} \sum_{k=1}^K d^2(\mathbf{U}_{\hat{\mathbf{Y}}_k}, \mathbf{U}) - \frac{2}{K^2} \sum_{k,j=1, k \neq j}^K d^2(\mathbf{U}_{\hat{\mathbf{Y}}_k}, \mathbf{U}_{\hat{\mathbf{Y}}_j}).$$

We further define $\mathbf{E}_k = \mathbf{Z}_k + \hat{\mathbf{H}}_k^+ \hat{\mathbf{W}}_k$ and let $\epsilon = C_2[\sigma_d^2 + \frac{1}{2N_r - M - 1}\sigma_c^2]$ with a constant C_2 such that $\|\epsilon^{-1} \mathbf{E}_k\|_2 \leq 1$ is almost sure. Then, based on the Lemma 1 and (27), we have $d^2(\mathbf{U}_{\hat{\mathbf{Y}}_k}, \mathbf{U}) = 2\text{Tr}(\Delta_{1,k} \mathbf{U}^\perp \mathbf{U}^\perp \Delta_{1,k}^\top) + O(\epsilon^3)$ and $d^2(\mathbf{U}_{\hat{\mathbf{Y}}_k}, \mathbf{U}_{\hat{\mathbf{Y}}_j}) = 2\text{Tr}(\Delta_{2,k,j} \mathbf{U}^\perp \mathbf{U}^\perp \Delta_{2,k,j}^\top) + O(\epsilon^3)$, where $\Delta_{1,k} = \mathbf{E}_k - \mathbf{O}$ and $\Delta_{2,k,j} = \mathbf{E}_k - \mathbf{E}_j$. Conditioned on matrices $\{\hat{\mathbf{H}}_k\}_{k=1}^K$, $\mathbf{E}_k \sim \mathcal{MN}[\mathbf{0}, \sigma_d^2 \mathbf{I}_M + \sigma_c^2 \hat{\mathbf{H}}_k^+ (\hat{\mathbf{H}}_k^+)^T, \mathbf{I}_N]$. Therefore, we have $\Delta_{1,k} \sim \mathcal{MN}[\mathbf{0}, \sigma_d^2 \mathbf{I}_M + \sigma_c^2 \hat{\mathbf{H}}_k^+ (\hat{\mathbf{H}}_k^+)^T, \mathbf{I}_N]$, $\Delta_{2,k,j} \sim \mathcal{MN}[\mathbf{0}, 2\sigma_d^2 \mathbf{I}_M + \sigma_c^2 (\hat{\mathbf{H}}_k^+ (\hat{\mathbf{H}}_k^+)^T + \hat{\mathbf{H}}_j^+ (\hat{\mathbf{H}}_j^+)^T), \mathbf{I}_N]$.

H. Proof of Theorem 4

Based on Lemma 6, in high SNR regime, the MSSD $\mathbb{E}[d^2(\tilde{\mathbf{U}}^*, \mathbf{U})]$ is bounded as

$$\begin{aligned} &\mathbb{E}[d^2(\tilde{\mathbf{U}}^*, \mathbf{U})], \\ &\leq \mathbb{E} \left[\frac{4}{K} \sum_{k=1}^K \text{Tr}(\Delta_{1,k} \mathbf{U}^\perp \mathbf{U}^\perp \Delta_{1,k}^\top) - \frac{2}{K^2} \sum_{k,j=1, k \neq j}^K \text{Tr}(\Delta_{2,k,j} \mathbf{U}^\perp \mathbf{U}^\perp \Delta_{2,k,j}^\top) \right], \\ &= \frac{4(N-M)}{K} \left[M\sigma_d^2 + \sigma_c^2 \text{Tr}(\mathbb{E}[\hat{\mathbf{H}}_k^+ (\hat{\mathbf{H}}_k^+)^T]) \right], \\ &\leq \frac{4M(N-M)}{K} \left(\sigma_d^2 + \frac{1}{2N_r - M - 1} \sigma_c^2 \right), \end{aligned}$$

where the last inequality follows from the result in Appendix B. This completes the proof.

REFERENCES

- [1] W. Y. B. Lim, N. C. Luong, D. T. Hoang, Y. Jiao, Y.-C. Liang, Q. Yang, D. Niyato, and C. Miao, "Federated learning in mobile edge networks: A comprehensive survey," *IEEE Commun. Surveys Tuts.*, vol. 22, no. 3, pp. 2031–2063, 2020.
- [2] G. Zhu, D. Liu, Y. Du, C. You, J. Zhang, and K. Huang, "Toward an intelligent edge: Wireless communication meets machine learning," *IEEE Commun. Mag.*, vol. 58, no. 1, pp. 19–25, 2020.
- [3] S. Savazzi, M. Nicoli, M. Bennis, S. Kianoush, and L. Barbieri, "Opportunities of federated learning in connected, cooperative, and automated industrial systems," *IEEE Commun. Mag.*, vol. 59, no. 2, pp. 16–21, 2021.
- [4] A. Wang, R. Yin, and C. Zhong, "PCA-based channel estimation and tracking for massive MIMO systems with uniform rectangular arrays," *IEEE Trans. Wireless Commun.*, vol. 19, no. 10, pp. 6786–6797, 2020.
- [5] Y. Sun, Z. Gao, H. Wang, B. Shim, G. Gui, G. Mao, and F. Adachi, "Principal component analysis-based broadband hybrid precoding for millimeter-wave massive MIMO systems," *IEEE Trans. Wireless Commun.*, vol. 19, no. 10, pp. 6331–6346, 2020.
- [6] M. Bartlett, J. Movellan, and T. Sejnowski, "Face recognition by independent component analysis," *IEEE Trans. Neural Netw.*, vol. 13, no. 6, pp. 1450–1464, 2002.
- [7] P. Belhumeur, J. Hespanha, and D. Kriegman, "Eigenfaces vs. fisherfaces: recognition using class specific linear projection," *IEEE Trans. Pattern Anal. Mach. Intell.*, vol. 19, no. 7, pp. 711–720, 1997.
- [8] H. Abdi and L. J. Williams, "Principal component analysis," *Wiley Interdiscip. Rev. Comput. Stat.*, vol. 2, no. 4, pp. 433–459, 2010.
- [9] I. Gemp, B. McWilliams, C. Vernade, and T. Graepel, "Eigengame: PCA as a nash equilibrium," in *Proc. Int. Conf. Learn. Repr. (ICLR)*, Vienna, Austria, May 2021.
- [10] W. Y. B. Lim, N. C. Luong, D. T. Hoang, Y. Jiao, Y.-C. Liang, Q. Yang, D. Niyato, and C. Miao, "Federated learning in mobile edge networks: A comprehensive survey," *IEEE Commun. Surveys Tuts.*, vol. 22, no. 3, pp. 2031–2063, 2020.
- [11] M.-F. Balcan, V. Kanchanapally, Y. Liang, and D. Woodruff, "Improved distributed principal component analysis," in *Proc. Adv. in Neural Inf. Process. Syst. (NeurIPS)*, Montréal, CA, Dec. 2014.
- [12] J. Fan, D. Wang, K. Wang, and Z. Zhu, "Distributed estimation of principal eigenspaces," *Ann. Stat.*, vol. 47, no. 6, pp. 3009–3031, Oct. 2019.
- [13] V. Charisopoulos, A. R. Benson, and A. Damle, "Communication-efficient distributed eigenspace estimation," [Online] <http://arxiv.org/abs/2009.02436>, 2021.
- [14] D. Garber, O. Shamir, and N. Srebro, "Communication-efficient algorithms for distributed stochastic principal component analysis," in *Proc. Int. Conf. Mach. Learn. (ICML)*, Sydney, Australia, Aug. 2017.
- [15] X. Chen, J. D. Lee, H. Li, and Y. Yang, "Distributed estimation for principal component analysis: an enlarged eigenspace analysis," [Online] <https://arxiv.org/pdf/2004.02336.pdf>, 2021.
- [16] Z. Zhang, G. Zhu, R. Wang, V. K. N. Lau, and K. Huang, "Turning channel noise into an accelerator for over-the-air principal component analysis," [Online] <https://arxiv.org/abs/2104.10095>, 2021.
- [17] M. P. Friedlander and M. Schmidt, "Erratum: Hybrid deterministic-stochastic methods for data fitting," *SIAM J. Sci. Comput.*, vol. 35, no. 4, p. B950–B951, 2013.
- [18] T. Emre, "Capacity of multi-antenna Gaussian channels," *Europ. Trans. Telecommun.*, vol. 10, no. 6, pp. 585–595, Nov. 1999.
- [19] G. Zhu, Y. Du, D. Gündüz, and K. Huang, "One-bit over-the-air aggregation for communication-efficient federated edge learning: Design and convergence analysis," *IEEE Trans. Wireless Commun.*, vol. 20, no. 3, pp. 2120–2135, 2021.

- [20] L. Zheng and D. N. C. Tse, "Communication on the Grassmann manifold: a geometric approach to the noncoherent multiple-antenna channel," *IEEE Trans. Inf. Theory*, vol. 48, no. 2, pp. 359–383, 2002.
- [21] R. Gohary and T. Davidson, "Noncoherent MIMO communication: Grassmannian constellations and efficient detection," *IEEE Trans. Inf. Theory*, vol. 55, no. 3, pp. 1176–1205, 2009.
- [22] B. M. Hochwald and T. L. Marzetta, "Unitary space-time modulation for multiple-antenna communications in rayleigh flat fading," *IEEE Trans. Inf. Theory*, vol. 46, no. 2, pp. 543–564, 2000.
- [23] B. M. Hochwald, T. L. Marzetta, T. J. Richardson, W. Sweldens, and R. Urbanke, "Systematic design of unitary space-time constellations," *IEEE Trans. Inf. Theory*, vol. 46, no. 6, pp. 1962–1973, 2000.
- [24] T. Marzetta and B. Hochwald, "Fast transfer of channel state information in wireless systems," *IEEE Trans. Signal Process.*, vol. 54, no. 4, pp. 1268–1278, 2006.
- [25] G. Caire, N. Jindal, M. Kobayashi, and N. Ravindran, "Multiuser MIMO achievable rates with downlink training and channel state feedback," *IEEE Trans. Inf. Theory*, vol. 56, no. 6, pp. 2845–2866, 2010.
- [26] G. Zhu and K. Huang, "MIMO over-the-air computation for high-mobility multimodal sensing," *IEEE Internet Things J.*, vol. 6, no. 4, pp. 6089–6103, 2019.
- [27] Q. Lan, Y. Du, P. Popovski, and K. Huang, "Capacity of remote classification over wireless channels," *IEEE Trans. Commun.*, pp. 1–1, 2021.
- [28] M. Nokleby, M. Rodrigues, and R. Calderbank, "Discrimination on the Grassmann manifold: Fundamental limits of subspace classifiers," *IEEE Trans. Inf. Theory*, vol. 61, no. 4, pp. 2133–2147, 2015.
- [29] A. Grammenos, R. Mendoza-Smith, J. Crowcroft, and C. Mascolo, "Federated principal component analysis," [Online] <https://arxiv.org/pdf/1907.08059.pdf>, 2020.
- [30] Y. Du, G. Zhu, J. Zhang, and K. Huang, "Automatic recognition of space-time constellations by learning on the Grassmann manifold," *IEEE Trans. Signal Process.*, vol. 66, no. 22, pp. 6031–6046, 2018.
- [31] J. Gower and G. Dijkstra, *Procrustes Problems*. Oxford University Press, 2004.
- [32] R. A. Horn and C. R. Johnson, *Matrix Analysis*. Cambridge Univ. Press, 2012.
- [33] L.-K. Huang and S. Pan, "Communication-efficient distributed PCA by Riemannian optimization," in *Proc. Int. Conf. Mach. Learn. (ICML)*, Vienna, Australia, Jul. 2020.
- [34] Y. Chikuse, *Statistics on special manifolds*. Springer Science & Business Media, 2012, vol. 174.
- [35] Q. Liu, S. Zhou, and G. Giannakis, "Cross-layer combining of adaptive modulation and coding with truncated ARQ over wireless links," *IEEE Trans. Wireless Commun.*, vol. 3, no. 5, pp. 1746–1755, 2004.
- [36] D. Palomar, J. Cioffi, and M. Lagunas, "Uniform power allocation in MIMO channels: a game-theoretic approach," *IEEE Trans. Inf. Theory*, vol. 49, no. 7, pp. 1707–1727, 2003.
- [37] S. Chung and A. J. Goldsmith, "Degrees of freedom in adaptive modulation: A unified approach," *IEEE Trans. Commun.*, vol. 49, no. 9, pp. 1746–1755, 2001.
- [38] T. N. Bekjan, "On joint convexity of trace functions," *Linear Algebra Appl.*, vol. 390, pp. 321–327, 2004.
- [39] D. von Rosen, "Moments for the inverted Wishart distribution," *Scand J. Statist.*, vol. 15, no. 2, pp. 97–109, 1988.
- [40] V. Q. Vu, J. Cho, J. Lei, and K. Rohe, "Fantope projection and selection: A near-optimal convex relaxation of sparse PCA," in *Proc. Adv. in Neural Inf. Process. Syst. (NeurIPS)*, Lake Tahoe, NV, USA, Dec. 2013.