

GraphSearchNet: Enhancing GNNs via Capturing Global Dependency for Semantic Code Search

SHANGQING LIU, Nanyang Technological University, Singapore

XIAOFEI XIE, Singapore Management University, Singapore

JINGKAI SIOW, Nanyang Technological University, Singapore

LEI MA, University of Alberta, Canada

GUOZHU MENG, SKLOIS, Institute of Information Engineering, Chinese Academy of Sciences, China

YANG LIU, Nanyang Technological University, Singapore

Code search aims to retrieve the accurate code fragments based on a natural language query to improve the software productivity and quality. With the massive amount of available program fragments such as (On GitHub or Stack Overflow), identifying and localizing the precise code is critical for the software developers. In addition, Deep learning has recently been widely applied to different code-related scenarios, *e.g.*, vulnerability detection, source code summarization, deep code search. However, automated deep code search is still challenging due to the semantic gap between the program and the natural language query. Most existing deep learning-based approaches for code search rely on the sequential text *e.g.*, feeding the program and the query as a flat sequence of tokens to learn the program semantics and the structural information for both program and the query is not fully considered. Furthermore, the widely adopted Graph Neural Networks (GNNs) have proved the effectiveness in learning program semantics, however they also suffer from capturing the global dependency between any pair of nodes in the constructed graph, which hinder the model learning capacity.

In this paper, to address these challenges, we design a novel neural network framework, named GraphSearchNet, to enable an effective and accurate source code search by jointly learning rich semantics of both source code and natural language queries. Specifically, we propose to encode both source code and queries into two separated graphs with Bidirectional GGNN to capture the local structural information of the programs and queries. We further enhance it by utilizing the effective multi-head attention mechanism to supplement the global dependency that BiGGNN missed to improve the model learning capacity. The extensive experiments on both Java and Python language from the public benchmark illustrate that GraphSearchNet outperforms current state-of-the-art works by a significant margin. We further conduct a quantitative analysis based on the real queries to further illustrate the effectiveness of our approach.

CCS Concepts: • **Software and its engineering** → **Search-based software engineering**;

Additional Key Words and Phrases: Code Search, Deep Learning, Graph Neural Networks

ACM Reference Format:

Shangqing Liu, Xiaofei Xie, Jingkai Siow, Lei Ma, Guozhu Meng, and Yang Liu. 2021. GraphSearchNet: Enhancing GNNs via Capturing Global Dependency for Semantic Code Search. *ACM Trans. Softw. Eng. Methodol.* 1, 1, Article 1 (January 2021), 23 pages. <https://doi.org/10.1145/3468854>

Authors' addresses: Shangqing Liu, shangqin001@e.ntu.edu.sg, Nanyang Technological University, Singapore; Xiaofei Xie, Singapore Management University, Singapore, xiaofei.xfxie@gmail.com; Jingkai Siow, Nanyang Technological University, Singapore, jinkai001@e.ntu.edu.sg; Lei Ma, University of Alberta, Canada, ma.lei@acm.org; Guozhu Meng, SKLOIS, Institute of Information Engineering, Chinese Academy of Sciences, China, mengguozhu@iie.ac.cn; Yang Liu, Nanyang Technological University, Singapore, yangliu@ntu.edu.sg.

Permission to make digital or hard copies of all or part of this work for personal or classroom use is granted without fee provided that copies are not made or distributed for profit or commercial advantage and that copies bear this notice and the full citation on the first page. Copyrights for components of this work owned by others than ACM must be honored. Abstracting with credit is permitted. To copy otherwise, or republish, to post on servers or to redistribute to lists, requires prior specific permission and/or a fee. Request permissions from permissions@acm.org.

© 2021 Association for Computing Machinery.

Manuscript submitted to ACM

Manuscript submitted to ACM

1

1 INTRODUCTION

With the fast development of the software industry over the past few years, the global source code over public and private repositories (*e.g.*, on GitHub or Bitbucket) is reaching an unprecedented amount. It is already commonly recognized that the software industry is entering the “*Big Code*” era. Code Search, which aims to search the relevant code fragments based on the natural language query from a large code corpus (*e.g.*, Github, Stack Overflow, or private ones), has become a critical problem in the “*Big Code*” era. Because some studies [10, 49] have already shown that more than 90% of the efforts from the software developers aim at reusing the existing code. Hence, an accurate code search system can greatly improve software productivity and quality, while reducing the software development cost and accelerating the development process.

Automated code search is far from settled. Some early attempts were started with leveraging information retrieval (IR) techniques to capture the relationship of code and query by keyword matching [9, 10, 44, 53]. However, such techniques are ad-hoc, making it limited especially when no common keywords exist in the source code and queries. Furthermore, the extracted keywords from the query tend to be short, which cannot represent rich semantics behind the text. To address these limitations, many works expand the query and reformulate it [32, 36, 53, 58]. For example, Lu et al. [53] expanded the query with some synonyms generated from WordNet [59] to improve the hit ratio. CodeHow [56] extended the query with some related APIs and combined them with the keywords. Then it utilized the combined information to retrieve the matched program. These IR-based techniques essentially perform the matching process based on keywords, the semantic gap between the program and natural language query has still existed.

To further mitigate the semantic gap between the program and query, more recent attempts shifted to deep learning (DL)-based approaches [29, 33, 39, 66, 71, 77], which encode the source code and the query into vectors (*i.e.*, learning the representations behind the program and query). Then, the similarity between two vectors, such as cosine similarity, is computed to measure the semantic relevance between the code fragment and query. Code fragments with a higher similarity score of the query are returned as the searching results. However, most of these works (except MMAN [71]) only rely on sequential models *i.e.*, Long-short Term Memory (LSTMs [37]) to learn the vector representations for both program and the query, which fails to utilize the structural information hidden in the text. Based on the simple sequential models are struggling to learn the semantic relationships. In addition, MMAN [71] encoded the program sequence, abstract syntax tree (AST) and control flow graph (CFG) with LSTM [37], Tree-LSTM [61] and GGNN [47] respectively on the C programming language and it further encoded the query sequence with another LSTM unit to learn the mapping relationship between the code and query, however in MMAN the structural information behind the query is not explored and the limitation behind GGNN *i.e.*, the missed global dependency in GGNN, is not well-addressed. Here the global dependency denotes that the current node can only capture the information from the other nodes in a short-range whereas the interactions from the long-range nodes *i.e.*, the information from the long distant nodes can not be captured [4, 50]. To sum up, although some recent progress have been made for automated code search, the key challenges still existed: 1) source code and the natural language queries are heterogeneous [29], they have completely different grammatical rules and language structure, which leads to the semantic mapping is hard; 2) the rich structural information hidden in the code and the query fails to explore. Failing to utilize the rich structural information beyond the simple text may limit the effectiveness of these approaches for code search; 3) Although MMAN [71] utilized GGNN to capture the program semantics, the limitations behind GNNs are not well-addressed.

To address these challenges, in this paper, we design a novel neural network framework, named GraphSearchNet, towards learning the representations that fully utilize the structural information to capture the semantic relation of source

code and queries for code search. In particular, to capture the structural information behind the program and query, we convert both the program and the query into graphs. For the program, we convert it into the program graph with syntactic edges (*AST*, *NextToken SubToken*) and data-flow edges (*ComputedFrom*, *LastUse* and *LastWrite*) to represent the program semantics. For the natural language query, it can also be constructed into a dependency graph based on the dependency parsing tool [19], where the connected edge on the two tokens defines the different relations. We further add *NextToken* and *SubToken* edge on the query graph for the consistency with the program graph.

To learn the semantic mapping behind the program and query, we propose two separate encoders *i.e.*, program encoder and query encoder, both of them are trained by the Bidirectional Gated Graph Neural Network (BiGGNN) [14] to capture the structural information behind the text. We further enhance BiGGNN by the Multi-Head attention module to supplement the missed global dependency that BiGGNN fails to improve the learning capacity. Once GraphSearchNet is trained, at the query phase, given a natural language query, the query encoder is utilized first to obtain the query vector, then the top-*k* program candidate is produced from the large code database that is independent to the training set. Specifically, we calculate the cosine similarity between the query vector and the program vectors embedded by the program encoder on the large code database and produce the most top-*k* similar program candidates as the retrieved results.

To demonstrate the effectiveness of our approach, we investigate the performance of GraphSearchNet against **10** state-of-the-art baselines on the open-source dataset CodeSearchNet [39], which has over **2 million** functions and evaluate these approaches in terms of **5** evaluation metrics such as R@k, MRR, NDCG. We further conduct a quantitative analysis on **99** real queries to confirm the effectiveness of GraphSearchNet. The extensive experimental results show that GraphSearchNet significantly outperforms the baselines on the evaluation metrics. Furthermore, GraphSearchNet can also produce the high-quality programs based on the real natural language query from the quantitative analysis. Our code and data is available at <https://github.com/shangqing-liu/GraphSearchNet>. Overall, we highlight our contributions as follows:

- We propose a novel graph-based framework to capture the structural and semantic information for accurately learning semantic mapping of the source code and the query for code search.
- We enhance BiGGNN by a Multi-Head attention module to capture both the local structural information by BiGGNN and the global dependency by Multi-Head attention to improve the model learning capacity.
- We conduct an extensive evaluation to demonstrate the effectiveness of GraphSearchNet on the large code corpora and we have made our code public to benefit academia and the industry. The experimental results demonstrate that GraphSearchNet outperforms the state-of-the-art baselines by a significant margin.

The reminder of this paper is organized as follows: Section 2 presents the background and the motivation of. We elaborate our approach in Section 3. Section 4 and Section 5 are our experimental setup and the results. Section 6 gives some discussions about GraphSearchNet, followed by the related works in Section 7. We conclude our paper in Section 8.

2 BACKGROUND AND MOTIVATION

In this section, we first briefly introduce the background of graph neural networks, then detail the motivation for the design of GraphSearchNet and followed by introducing the existing datasets for code search and the Multi-Head attention that we will use in GraphSearchNet.

2.1 Graph Neural Networks (GNNs)

Graph Neural Networks (GNNs) [34, 43, 47, 75] have become popular over the last few years since GNNs can handle complex structural data, which contains the elements (nodes) with the relations (edges) between them. Hence, a variety

of scenarios such as social networks [23], programs [2], chemical and biological systems [22] leverage GNNs to model graph-structured data. Generally, a directed graph $\mathcal{G} = (\mathcal{V}, \mathcal{E})$ contains the node list \mathcal{V} and edge list \mathcal{E} , where $(u, v) \in \mathcal{E}$ denotes an edge from a node u to a node v . The learning process for GNNs is to propagate neural messages (node features) between the neighboring nodes and this is called neural message passing. At every hop (graph layer), each node aggregates the received messages from its neighbors and updates its representation by combining the aggregated incoming messages with its own previous representation. Formally, for a node v has an initial representation $\mathbf{h}_v^0 \in \mathbb{R}^d$, where d is the dimensional length. The initial representation is usually derived from its label or the given features. Then, a hop (graph layer) updates its representation based on its neighbors and obtain the new representation $\mathbf{h}_v^1 \in \mathbb{R}^d$. This process can be expressed as follows:

$$\mathbf{h}_v^{(k)} = f(\mathbf{h}_v^{(k-1)}, \{\mathbf{h}_u^{(k-1)} | u \in N_v\}; \theta_k) \quad (1)$$

where N_v is the set of nodes that have edges to v and the total number of hops K is determined empirically as a hyper-parameter. The function f usually distinguishes different GNN variants. For example, graph convolution networks (GCN) [43] can be expressed as:

$$\mathbf{h}_v^{(k)} = \sigma\left(\sum_{u \in N_v \cup \{v\}} \frac{1}{c_{v,u}} \mathbf{W} \mathbf{h}_u^{(k-1)}\right) \quad (2)$$

where $c_{v,u}$ is a normalization factor often set to $\sqrt{|N_v| \cdot |N_u|}$ or $|N_v|$, \mathbf{W} is the learnable weight and σ is a non-linearity such as rectified linear unit (ReLU) [62]. Another widely used GNN variant in the program scenario is gated graph neural network (GGNN) [47], which uses a recurrent unit r *e.g.*, GRU [15] or LSTM [37] for the updating and the message passing can be calculated as follows:

$$\mathbf{h}_v^{(k)} = r(\mathbf{h}_v^{(k-1)}, \sum_{u \in N_v} \mathbf{W} \mathbf{h}_u^{(k-1)}; \theta_r) \quad (3)$$

where θ_r is the recurrent cell parameters and \mathbf{W} is the learnable weight.

2.2 Motivation

The program semantics learning by deep learning techniques can be considered as the fundamental for a variety of software engineering tasks. Compared with considering the program as a flat sequence of tokens with the sequential model such as LSTM [37] or Transformer [70] to learn program semantics, Allamanis et al [2] lighted up this field by converting the program into a graph with different relations of the nodes to represent the program semantics and further utilized GNNs to capture it. After that, many graph-based works for different tasks [1, 25, 35, 50, 71, 79] have emerged both in AI and SE community and these works have proved the effectiveness of GNNs [2, 43, 47] in modelling the program to capture program semantics. In addition, due to the powerful relation learning capacity of GNNs, they have also been widely used in many NLP applications, *e.g.*, natural question generation (QG) [14, 69], conversational machine comprehension (MC) [13, 18, 68]. Annervaz et al. [6] further proved that augmenting graph information with LSTM can improve the performance of many NLP applications. Hence, compared with many approaches considering the program and the query as the sequence for deep code search, a direct idea is utilizing GNNs to learn the semantic relation for both source code and the query.

However, recent advanced works on GNNs [4, 35, 50] have proved that GNNs are powerful to capture the signals from the short-range nodes, while the long-range information from the long distant nodes cannot well-handled. This is caused by the message passing computation process and the total number of hops (gnn layers) K limits the network can only

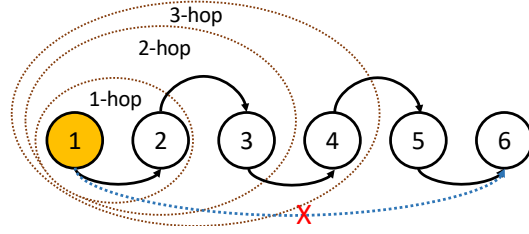


Fig. 1. Message passing of GNNs within k -th neighborhood information where the dash area is the receptive field that node 1 knows.

sense the range of the interaction between nodes at a radius of K *i.e.*, the receptive field at K . Specifically, we present a simple example in Fig. 1 for the explanation. When $k = 1$, node 1 can only know the information of its neighborhood node 2. When $k = 2$, node 1 knows its neighborhood node 2 and node 2's neighborhood (node 3). When we increase k to 3, node 1 can know node 2, node 3 and node 4's information. However, the hyper-parameter K can not set to a large number since with the increasing number of K , it may also cause over-squashing [4] or over-smoothing [46, 64] in GNNs. Hence empirically the hyper-parameter is set to a small number [43, 50] to avoid this problem. Based on this, in Fig. 1, if we set K to 3, node 1 can hardly capture information from node 6. This leads GNNs to be powerful in capturing the local structural information while failing to capture the global dependency of any pair of nodes, which inspires us to explore how to alleviate this limitation and increase the learning capacity of GNNs for code search.

2.3 Existing Dataset for Code Search

Some existing datasets are designed for code search, such as CodeSearchNet [39], DeepCS [30], FB-Java [45], CosBench [76]. The released dataset by DeepCS are processed by the authors and the raw data cannot be obtained for the graph construction in GraphSearchNet. The other datasets FB-Java and CosBench are both collected from Java projects. In contrast, CodeSearchNet contains the data from six programming languages, besides Java, it also contains Python, Go, Javascript, PHP and Ruby. Since different programming language has specific grammatical features, GraphSearchNet aims at proving the proposed approach is robust against different languages, hence we select CodeSearchNet dataset for the evaluation. Furthermore, in deep code search, the sufficient amount of (program, query) pairs is hard to collect and CodeSearchNet utilizes (program, description) pairs for the replacement at the learning phase, where the description describes the functionality of the program. Then it further provides a number of 99 real natural language queries *e.g.*, “convert decimal to hex” to search the related program from the search codebase, which is independent of the data that is used for the model learning. We also follow the same settings with CodeSearchNet [39] for the evaluation.

2.4 Multi-Head Attention

Self-attention is the core idea behind the transformer [70], that is widely used in NLP. To simplify, an attention function is to compute the output as a weighted sum of the values, where the weight assigned to each value is computed by a compatibility function of the query with the corresponding key. The query, keys, values and output are all vectors. The self-attention can be expressed as the follows:

$$\text{Attention}(Q, K, V) = \text{Softmax}\left(\frac{QK^T}{\sqrt{d_k}}\right)V \quad (4)$$

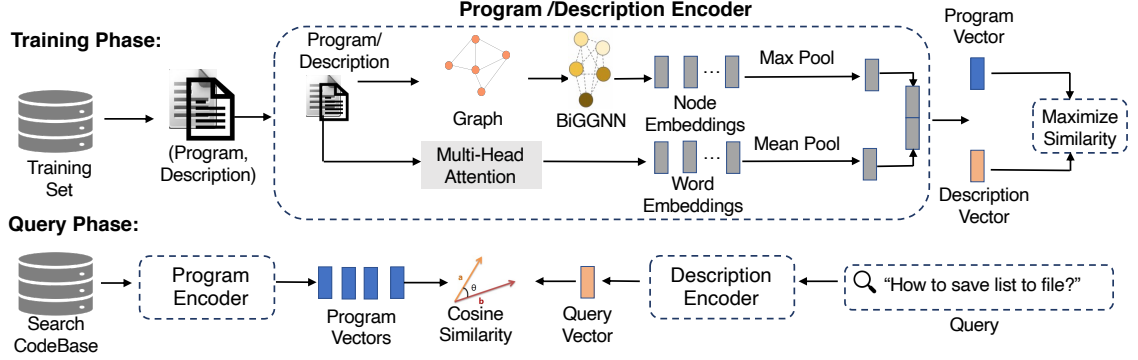


Fig. 2. The overall framework of GraphSearchNet.

where $\sqrt{d_k}$ is the dimensional length, Q , K , and V represent the query, key, and value matrices. To further improve the expression capacity of the self-attention, it is beneficial to linearly project the queries, keys and values h times with different linear projections and then concatenate and project to obtain the final outputs and this calculation process is named Multi-Head attention [70]:

$$\text{MultiHead}(Q, K, V) = \text{Concat}(\text{head}_1, \dots, \text{head}_h)W^O \quad (5)$$

$$\text{where } \text{head}_i = \text{Attention}(QW_i^Q, KW_i^K, VW_i^V)$$

where $W_i^Q \in \mathbb{R}^{d_{\text{model}} \times d_k}$, $W_i^K \in \mathbb{R}^{d_{\text{model}} \times d_k}$, $W_i^V \in \mathbb{R}^{d_{\text{model}} \times d_v}$ and $W^O \in \mathbb{R}^{hd_v \times d_{\text{model}}}$ are model parameters and h is the number of heads.

3 GRAPHSEARCHNET FRAMEWORK

In this section, we introduce the proposed framework GraphSearchNet, as shown in Fig. 2, which includes three phases: 1) *Graph Construction*, which constructs directed graphs for programs and descriptions with comprehensive semantics. 2) *Training Phase*, which learns two separate encoders i.e., program encoder and description encoder on the constructed program and description graph respectively. The encoder includes two modules: BiGGNN, which aims at capturing local graph structural information; Multi-Head attention, which supplements the global dependency that GNNs may miss to enhance the model learning capacity. 3) *Query Phase*, which returns the top- k code fragments from the search codebase that have the nearest vector distance with the given query and the vector distance is calculated by the learnt vectors for both program and description encoder, where the query is independent with the description used for model training and the search codebase is different from the training set that used to train the model.

3.1 Problem Formulation

The goal of code search is to find the most relevant program fragment c based on the query q in natural language. Formally, given a set of training data $D = \{(c_i, q_i) | c_i \in C, q_i \in Q\}$, $i \in \{1, 2, \dots, n\}$, where C and Q denote the set of functions and the corresponding queries. We define the learning problem as:

$$\min \sum_{i=1}^n \mathcal{L}(f_c(c_i), f_q(q_i)) \quad (6)$$

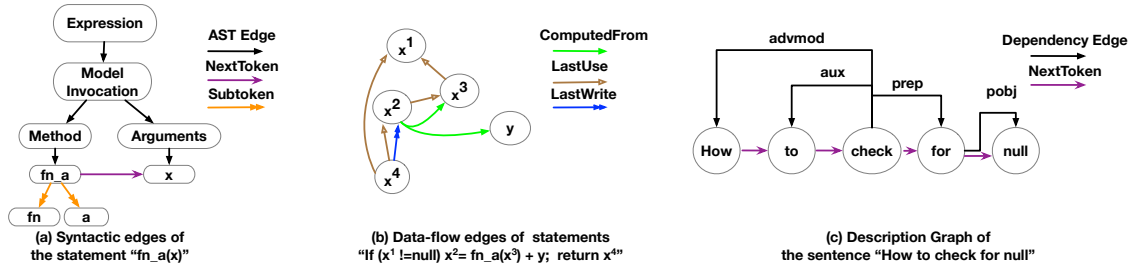


Fig. 3. The example of the constructed graphs where a) and b) are the syntactic edges and data-flow edges of the program graph with the simple program fragments, please note that we distinguish the variable x into x^1, x^2, x^3, x^4 for ease of the clarity, c) is the constructed description graph.

where f_c and f_q are the separate encoders *i.e.*, the neural network for programs and queries, which are learnt from the training data D . However, in the real scenario, since D is hard to collect, it is a common practise [29, 39, 45, 76] to replace q_i with the description s_i regarding the function c_i *i.e.*, $D = \{(c_i, s_i) | c_i \in C, s_i \in S\}$ where $i \in \{1, 2, \dots, n\}$ and S is the corresponding description set. The description s_i usually describes the functionality of the function c_i . Once the encoders are trained *i.e.* f_c and f_s , given a query q and the search code database C_{base} where $C_{base} \neq D$, we can obtain the most relevant program as:

$$c = \max_{c_i \in C_{base}} \text{sim}(f_c(c_i), f_s(q)) \quad (7)$$

where sim is the function that measures the semantic similarity between the program vector and query vector and it usually chooses cosine similarity for the calculation.

3.2 Graph Construction

We introduce the construction of the graphs for both programs and descriptions that will be used for the encoder to learn.

3.2.1 Program Graph Construction. Given a program c , we follow Allamanis et al. [2] and extract its multi-edged directed graph $\mathcal{G} = (\mathcal{V}, \mathcal{E})$, where \mathcal{V} is a set of nodes that are built on the Abstract Syntax Tree (AST) and \mathcal{E} is the edges that represent the relationships between nodes. In particular, AST consists of terminal nodes and non-terminal nodes where terminal nodes correspond to the identifiers in the program and the non-terminal nodes represent different compilation units such as "Assign", "BinOp", "Expr". The node set \mathcal{V} contains a list of the entire AST nodes. The edges can be categorized into syntactic edges *i.e.*, *AST edge*, *NextToken* and data-flow edges *i.e.*, *ComputedFrom*, *LastUse*, *LastWrite* to capture the program semantics. In addition, according to Cvitkovic et al. [17], *Subtoken* edge can further enrich the program semantics on the graph, we also include it and introduce extra nodes for subtoken nodes appearing in the identifier of the terminal node and connecting them to their original node. Hence now the node set \mathcal{V} is the union of the entire AST nodes and subtoken nodes. The details of these types of edges with the simplified examples of our constructed program graph in Fig. 3 (a) and Fig. 3 (b) are presented as follows:

- *AST Edge*, connects the entire AST nodes based on the abstract syntax tree.
- *NextToken*, connects each leaf node in AST to its successor. As shown in Figure 3 (a), for the statement "fn_a(x)", there is a *NextToken* edge points from "fn_a" to "x".

- *Subtoken*, defines the connection of subtokens split from identifiers (*i.e.*, variable names, function names) based on *camelCase* and *pascal_case* conventions. For example, “fn_a” will be divided into “fn” and “a”. We extra introduce the *Subtoken* nodes apart from AST nodes to describe this relation.
- *LastUse*, represents the immediate last read of each occurrence of variables. As shown in Figure 3 (b), x^3 points to x^1 since x^1 is used as the conditional judgement and x^4 points to x^1 and x^2 because if the conditional judgement is not satisfied, x^4 points to x^1 directly, otherwise it will also points to x^2 .
- *LastWrite*, represents the immediate last write of each occurrence of variables. Since there is an assignment statement to update x^2 , hence there is a *LastWrite* edge points from x^4 to x^2 .
- *ComputedFrom*, connects the left variable to all right variables appeared in the assignment statements. Based on the definition, x^2 connects x^3 and y .

3.2.2 Description/Query Graph Construction. Constituency parse tree [40] and dependency parse tree [19] can extract the structure information behind the natural language text. However, compared with constituency parse tree, dependency parse tree follows the dependency grammars [41] and describes the dependencies by the directed linked edges between the words in a sentence, hence the constructed graph describes directly the relations between the words without redundant information *i.e.*, non-terminal nodes and it is widely used in natural language information extraction [7] or question answering [14]. Based on this, we also construct a directed graph based on dependency parsing [19] for the description graph construction. Given a description s or a query q , we extract its dependency parsing graph as $\mathcal{G}' = (\mathcal{V}', \mathcal{E}')$, where \mathcal{V}' is the set of nodes and each node is the token in the original sequence s or q . \mathcal{E}' is the edges, denoting the relations between these tokens. Different edges represent tokens with different grammatical relations and there are a total of 49 different dependency edge types [20] for example the edge “aux” represents a model auxiliary or a form of “be”, “to” or “have” in a periphrastic tense; “prep” is a prepositional modifier of a verb, adjective, or noun that serves to modify the meaning of the verb, adjective, noun [20]. In addition, we also construct *NextToken* and *Subtoken* edge for the graph, which is similar to the program graph. As shown in Fig. 3 (c), given a query “How to check for null”, it can be parsed into tokens with different dependency relations, for example, “How”, “to” and “for” are used to describe the different relations with the verb “check” in the relation ‘advmod’, “aux”, “prep” accordingly and the token “for” and token “null” has the “pobj” relation.

3.3 Program/Description Encoder

GNN-based models have been widely used in modelling programs [1, 2, 25, 50, 79] due to the effectiveness of learning structural information hidden in the programs as compared to sequential models. A variety of GNN variants are proposed such as GCN [43], GGNN [47], GIN [74] to improve the learning capacity of GNNs. However, the direction for the message passing is ignored for most GNNs, so essentially these approaches simply treat the graph as the undirected graph. Inspired by the recent advanced Bidirectional Gated Graph Neural Network (BiGGNN) [14], considering both incoming and outgoing message passing for the node interaction, we also leverage it for code search. Furthermore, to supplement the global dependency that will miss in GNNs, we propose a Multi-Head attention module to further improve the expression of BiGGNN and present our well-designed encoder for both the program and description graph in code search.

3.3.1 Bidirectional GGNN. BiGGNN learns the node embeddings from both incoming and outgoing directions for the program graph *i.e.*, $\mathcal{G} = (\mathcal{V}, \mathcal{E})$ and description graph *i.e.*, $\mathcal{G}' = (\mathcal{V}', \mathcal{E}')$. In particular, each node $v \in \mathcal{V}$ or $v \in \mathcal{V}'$ is initialized by a learnable embedding matrix E and gets its initial representation $h_v^0 \in \mathbb{R}^{1 \times d}$ where d is the dimensional

length. We apply the message passing function for a fixed number of hops i.e., K . During each hop $k \leq K$, for the node v , we apply an aggregation function to take as input a set of incoming (or outgoing) neighboring node vectors and outputs a backward (or forward) aggregation vector. The summation function is selected as the aggregation function, where $N_{(v)}$ denotes the neighbors of node v and \dashv is the backward and forward direction.

$$\begin{aligned} \mathbf{h}_{N_{\dashv}(v)}^k &= \text{SUM}(\{\mathbf{h}_u^{k-1}, \forall u \in N_{\dashv}(v)\}) \\ \mathbf{h}_{N_{\vdash}(v)}^k &= \text{SUM}(\{\mathbf{h}_u^{k-1}, \forall u \in N_{\vdash}(v)\}) \end{aligned} \quad (8)$$

Then, we fuse the node embedding for both directions:

$$\mathbf{h}_{N(v)}^k = \text{Fuse}(\mathbf{h}_{N_{\dashv}(v)}^k, \mathbf{h}_{N_{\vdash}(v)}^k) \quad (9)$$

Here the fusion function is designed as a gated sum of two inputs.

$$\begin{aligned} \text{Fuse}(\mathbf{a}, \mathbf{b}) &= \mathbf{z} \odot \mathbf{a} + (1 - \mathbf{z}) \odot \mathbf{b} \\ \mathbf{z} &= \sigma(\mathbf{W}_z[\mathbf{a}; \mathbf{b}; \mathbf{a} \odot \mathbf{b}; \mathbf{a} - \mathbf{b}] + \mathbf{b}_z) \end{aligned} \quad (10)$$

where \odot is the component-wise multiplication, σ is a sigmoid function and \mathbf{z} is a gating vector. Finally, we feed the resulting vector to a Gated Recurrent Unit (GRU) [15] to update node representations.

$$\mathbf{h}_v^k = \text{GRU}(\mathbf{h}_v^{k-1}, \mathbf{h}_{N(v)}^k) \quad (11)$$

After K hops of computation, we obtain the final node representation \mathbf{h}_v^K and then apply max-pooling over all nodes $\{\mathbf{h}_v^K, \forall v \in V\}$ to get a d -dim graph representation \mathbf{h}^g .

$$\mathbf{h}^g = \text{maxpool}(\text{FC}(\{\mathbf{h}_v^K, \forall v \in V\})) \quad (12)$$

where FC is a fully-connected layer, which can be expressed as $\mathbf{y} = \mathbf{W}\mathbf{x}$.

3.3.2 Multi-Head Attention. Since GNNs usually consider the K -hop neighborhood information of the nodes in the graph and K is often set to a small number [43, 50], the global interaction may be ignored. In GraphSearchNet, since the terminal nodes of the constructed graph are the tokens/subtokens from the program c or the description s , to capture the remote dependency relation among these nodes, we directly employ Multi-Head attention [70] over the tokens in c or s to capture the global dependency. Specifically, given the query¹, key and value matrix defined as \mathbf{Q} , \mathbf{K} and \mathbf{V} , where $\mathbf{Q}, \mathbf{K}, \mathbf{V} = (\mathbf{E}_{t_1}, \dots, \mathbf{E}_{t_l})$ are the embedding matrices for the description s (the following computation process is also applied to c , we just use the description s for the illustration) and t_i is the i -th token in the sequence $s = \{t_1, \dots, t_l\}$, the output by Multi-Head attention can be expressed as follows:

$$\mathbf{h}_{t_1}, \dots, \mathbf{h}_{t_l} = \text{MultiHead}(\mathbf{Q}, \mathbf{K}, \mathbf{V}) \quad (13)$$

To get the final representation vector \mathbf{h}^s over the sequence, we use the mean pool operation on $\mathbf{h}_{t_1}, \dots, \mathbf{h}_{t_l}$ as follows.

$$\mathbf{h}^s = \text{meanpool}(\{\mathbf{h}_{t_i}, \forall t_i \in s\}) \quad (14)$$

Here we choose the meanpool operation rather than the maxpool that used in BiGGNN is based on our experiments and we found that it can get higher results. Finally, we concatenate the vectors produced from Bidirectional GGNN i.e., \mathbf{h}^g and the Multi-Head attention i.e., \mathbf{h}^s to get the final representation $[\mathbf{h}^g; \mathbf{h}^s]$ for the program and the description.

¹This query is different with the natural language query in code search that used to return the programs, here the query defines as the matrix used in self-attention and more explanations can be found at Section 2.4.

Table 1. Statistics of the used data.

Code Search		Train	Validation	Test	Search CodeBase
Java	Original	454,451	15,328	26,909	1,569,889
	Processed	198,056	6,431	11,297	756,012
Python	Original	412,278	23,107	22,176	1,156,085
	Processed	283,234	15,482	15,306	756,146

We utilize the above algorithms respectively for the program c_i and description s_i to obtain the vector representations by feeding c_i to the program encoder i.e., f_c and s_i to the description encoder i.e., f_s separately and define the obtained paired vector as $(\mathbf{r}, \mathbf{r}')$ where \mathbf{r} and \mathbf{r}' are the output vectors for f_c and f_s .

3.4 Training

Two different loss functions are used to train the model in deep code search systems [30, 39]. The ranking loss [16, 27] that used in Gu et al. [30] needs to determine a hyper-parameter ϵ (it was set to 0.05 in their experiments), however by our preliminary experiments, we found that the value is hard to determine manually. Instead, we directly use Cross-Entropy (following CodeSearchNet [39]). Specifically, given N pairs of code and description (c_i, s_i) , we train f_c and f_s simultaneously by minimizing the loss as follows:

$$-\frac{1}{N} \sum_i^n \log \left(\frac{\mathbf{r}_i^T \mathbf{r}'_i}{\sum_j \mathbf{r}_j^T \mathbf{r}'_i} \right) \quad (15)$$

The loss function minimizes the inner product of $(\mathbf{r}'_i, \mathbf{r}_i)$ between the description s_i and its corresponding program c_i , while maximizing the inner product between the description s_i and other distractor programs, i.e., c_j where $j \neq i$.

3.5 Code Searching

Once the model is trained, given a query q , GraphSearchNet aims to return the most relevant program c . To achieve this, we first embed all programs from the search code database C_{base} , which is independent with the data set used for model training, to get program vectors by the learned program encoder f_c in an off-line manner. At the online query phase, for a new query q , GraphSearchNet embeds it via the description encoder f_s and computes the cosine similarity between the query vector and all program vectors in the search codebase. The top- k programs whose vectors are the most similar to the query q are returned as the results. In GraphSearchNet, we select 10 candidate programs ($k = 10$) as our return results.

4 EXPERIMENTAL SETUP

In this section, we introduce the experimental setup including the dataset statistics, evaluation metrics, compared baselines and the hyper-parameter configuration of GraphSearchNet.

4.1 Dataset

We select Java and Python data set from CodeSearchNet [39] to evaluate our approach can be generalized to different programming languages. The statistics are shown in Table 1. We utilize spaCy [38] for description graph construction and the released tool [25, 65] for Java and Python program graph construction. We only keep the graphs with node size within 200 for efficiency. The remaining number of data is also shown in Table 1. At the query phase, for all programs in the search codebase, we employ the open-source tool ElasticSearch [28] to store the vectors obtained by the learnt program

encoder for acceleration. Converting all programs from the search codebase into vectors costs nearly 70 minutes for Java or Python over **756k** samples in an offline manner. However, the query process is fast and it only takes about 0.15 second to produce 10 candidates for each query in 99 real queries. To sum up, in the evaluation section, we first investigate the performance of GraphSearchNet on the test set with the automatic metrics. Then we conduct a quantitative analysis on the real 99 queries with the search codebase to confirm the effectiveness of our approach.

4.2 Automatic Evaluation Metrics

Similar to the previous works [29, 33, 66], we use SuccessRate@ k , Mean Reciprocal Rank (MRR) as our automatic evaluation metrics to evaluate the test set. We further add Normalized Discounted Cumulative Gain (NDCG) [39] as another evaluation metric.

- **SuccessRate@ k .** The SuccessRate@ k measures the percentage of the correct result existed in the top- k ranked results and it can be calculated as follows:

$$\text{SuccessRate@}k = \frac{1}{|Q|} \sum_{q=1}^{|Q|} \delta(\text{FRank}_q \leq k) \quad (16)$$

where Q is a set of queries, $\delta(\cdot)$ is a function which returns 1 if the input is true and 0 otherwise and FRank is the rank position of the first hit result in the result list. We set k to 1, 5, 10.

- **MRR.** MRR is the average of the reciprocal ranks of results for a set of queries Q . The reciprocal rank of a query is the inverse of the rank of the first hit result, defined as follows:

$$\text{MRR} = \frac{1}{|Q|} \sum_{q=1}^{|Q|} \frac{1}{\text{FRank}_q} \quad (17)$$

- **NDCG.** NDCG measures the gain of the result based on its position in the result list and it is the division of discounted cumulative gain (DCG) and ideal discounted cumulative gain (IDCG) where DCG and IDCG are calculated as follows:

$$\text{DCG}_p = \sum_{i=1}^p \frac{2^{\text{rel}_i} - 1}{\log_2(i + 1)} \quad \text{IDCG}_p = \sum_{i=1}^{|\text{REL}|_p} \frac{2^{\text{rel}_i} - 1}{\log_2(i + 1)} \quad (18)$$

where p is the rank position, rel_i is the graded relevance of the result at position i and $|\text{REL}|_p$ is the list of relevant results up to position p . We set p equals to 10 for all experiments.

To sum up, for the above automatic metrics, the higher these values, the better performance the approach achieves.

4.3 Compared Baselines

To demonstrate the effectiveness of GraphSearchNet, we select the following state-of-the-art approaches as our baselines, which are summarized as follows.

- **CodeSearchNet** [39]. CodeSearchNet provides a framework to encode programs and their descriptions for the query. It contains different encoders, *i.e.*, Natural Bag of Words (NBOW), 1D Convolutional Neural Network (1D-CNN), Bidirectional RNN (biRNN) and Self-Attention (SelfAtt) for encoding. For SelfAtt encoder, it has 3 identical Multi-Head attention layers with 128-dimensional length and each layer has 8 heads to learn different subspace features.
- **UNIF** [12]. UNIF follows the framework of CodeSearchNet [39], but it adopts the attention mechanism to combine each bag of code token vectors into a single code vector for the program and averages a bag of query token vectors as a single vector for a query. Then it retrieves the most similar programs based on the query.

- **DeepCS** [29]. DeepCS jointly embeds code snippets and natural language descriptions into a high-dimensional vector space. For code encoding, it fuses method name, API sequence, and sequence tokens to learn the program vector. For the description, another RNN is utilized for learning the embedding. Based on the learnt vectors, it further uses the ranking loss function [16, 27] to train the model.
- **CARLCS-CNN** [66]. CARLCS-CNN learns the representations for the code and query with a co-attention mechanism, which learns a correlation matrix and co-attends the semantic relationship of the embedded code and query via row/column-wise max-pooling. Then the learnt vectors are used for code search, similar to DeepCS [29].
- **QC-based CR** [77]. The original paper utilizes a code annotations model to take the code as an input and output an annotation. Then it utilizes the generated annotation with the query for a QN-based code retrieval model and the code with the query for a QC-based code retrieval model to distinguish the code snippets from others. The entire model cannot be trained correctly by the official code, for simplify we select QC-based Code Retrieval Model as our baseline.

We also select two widely used GNN variants (GGNN and GCN) to investigate the performance of other GNNs as compared to BiGGNN. We directly replace BiGGNN module with GCN and GGNN for both the program and description encoder and keep the other settings unchanged for a fair comparison. For both GNN variants, since they are not used in the code search currently, we implement them from the scratch, for other baselines with the released source code, we directly reproduce their methods with the default settings on our dataset.

4.4 Model Settings

For the initial embedding layer, we embed the most frequent 150,000 tokens for the programs and descriptions in the training set with a 128-dimensional size. We set the dropout as 0.3 after the word embedding layer for the learning process. The optimizer is selected with Adam [42] with an initial learning rate of 0.01 and we reduce the learning rate by a factor of 0.5 with the patience equals to 2. We set the number of the maximum epoch as 100 and stop the training when the improvement on MRR metric cannot see for 10 epochs. We clip the gradient at length 10. The batch size is set as 1,000, following the existing work [39]. 1000 samples in a batch can be explained as there is a corrected program c_i for the current description s_i and the remaining 999 programs in this batch are the distractors for the current s_i to distinguish. The number of hops on Java and Python are set to 4 and 3, respectively. The number of heads in Multi-Head attention is set to 2 on both Java and Python dataset for efficiency. All experiments were run on the DGX server with 80 cores and 180G RAM. Four 32 GB Nvidia Graphics Tesla V100 were used to train the models and the training process took nearly 4 hours to complete. All hyper-parameters are tuned on the validation set.

5 EXPERIMENTAL RESULTS

In this section, we aim to answer the following research questions by our experiments:

- **RQ1:** Can GraphSearchNet outperform current state-of-the-art baselines in terms of the automatic metrics?
- **RQ2:** What is the performance of each component used in GraphSearchNet, are BiGGNN and Multi-Head attention both beneficial for the program and the description in improving the performance?
- **RQ3:** What is the impact of setting different values of hops and heads to the performance? Whether these values perform consistently on Java and Python dataset?
- **RQ4:** Can GraphSearchNet provide more accurate programs for the real 99 queries provided by CodeSearchNet [39] compared with other baselines?

Table 2. Experimental results on Java and Python dataset as compared to baselines.

Model	Java					Python				
	R@1	R@5	R@10	NDCG	MRR	R@1	R@5	R@10	NDCG	MRR
NBoW	52.11	72.65	78.98	54.30	61.60	56.85	78.47	84.21	55.18	66.60
biRNN	45.65	67.70	75.33	62.11	55.90	54.18	77.01	83.29	70.76	65.50
SelfAtt Encoder	42.09	62.96	71.01	67.18	52.00	57.81	79.02	84.46	78.62	67.40
1D-CNN	37.91	58.79	67.10	54.89	47.80	41.21	64.65	72.55	63.56	52.10
UNIF	52.79	73.39	79.67	46.70	62.20	57.47	78.95	84.43	44.25	67.10
DeepCS	33.40	56.50	67.30	48.78	44.64	53.60	73.40	78.90	66.10	62.91
CARLCS-CNN	42.60	57.90	67.50	47.90	43.31	68.70	78.10	82.80	70.08	67.00
QC-based CR	19.03	40.77	51.68	33.94	29.72	21.02	43.83	54.17	36.26	32.03
GGNN	48.59	70.39	77.66	63.09	58.72	59.69	80.41	85.80	72.78	69.07
GCN	41.55	66.07	72.92	57.54	52.96	48.71	72.25	79.19	63.77	59.50
GraphSearchNet	56.99	76.03	81.15	69.47	65.80	65.31	84.21	89.05	77.30	73.90

5.1 RQ1: Compared with Other Baselines

Table 2 summarizes the results of GraphSearchNet in line with the baseline methods. The columns R@1, R@5 and R@10 show the results of SuccessRate@k, where k is 1, 5 and 10. The second row presents the results by considering the program and the description as the sequential text with different networks for retrieving, the third row is the results for other GNN variants. We can observe that in the second row, the performance of different approaches is inconsistent on different programming languages, for example, in terms of MRR, on the Java dataset, UNIF gets the best performance, while Self Encoder performs the best on Python dataset. One reason we conjecture is that these sequential approaches cannot capture the semantics for both the program and the description, hence they may bias to some specific programming languages and cannot generate well on other datasets. Furthermore, we also find that QC-based CR has the worst performance on both datasets, we believe that it may be because we only employ the part of the officially released code for comparison, however the entire project cannot run correctly by our huge efforts. In addition, we find that GGNN outperforms GCN by a significant margin for code search, we believe it is reasonable since the GRU cell in GGNN has been proved can filter information effectively than GCN to make GGNN with a more powerful expression capacity [4]. This may explain why current state-of-the-art models [1, 2, 79] select GGNN as the basic block.

The last row shows our results, we can see that GraphSearchNet outperforms the sequential approaches (the second row) by a significant margin on both Java and Python benchmark for all metrics, indicating that GraphSearchNet can return more relevant programs based on the query. The results indicate that, compared with these sequential models, which treats programs and descriptions as sequences and ignores the structure behind the text, by capturing the structural information, GraphSearchNet could learn the semantic relations between programs and descriptions better, making it more effective and accurate in code search. Furthermore, we find that GraphSearchNet has a better performance than GGNN and GCN, we attribute it to the bidirectional message passing and Multi-Head attention module can further improve the model capacity. More details about the performance of each module can be found that Section 5.2. Finally, we can see that the overall performance on Python is superior to Java, the main reason may be that Python has simpler grammatical features and the semantic gap between the program and description is smaller than Java.

✎ ► **Answer to RQ1** ◀ The performance of the sequential-based approaches are inconsistent on Java and Python dataset, we contribute it to the missed structural information, in contrast, GraphSearchNet outperforms them by a significant

Table 3. Ablation study of the performance when using different component on the program and description encoder, where the check mark denotes the used corresponding component.

Dataset	Program/Description			NDCG	MRR
	Multi-Head	BiGGNN_forward	BiGGNN_backward		
Java	✓			44.29	40.12
		✓		68.65	64.68
			✓	61.10	56.66
		✓	✓	69.10	65.20
	✓	✓	✓	69.47	65.80
Python	✓			50.95	46.66
		✓		74.56	71.03
			✓	72.51	68.58
		✓	✓	77.09	73.40
	✓	✓	✓	77.30	73.90

margin. Furthermore, the bidirectional message passing and the Multi-Head attention module further improve the model capacity to produce better results compared with other GNN variants.

5.2 RQ2: Ablation Study on Each Component in GraphSearchNet

We conduct the comprehensive ablation study to evaluate the impact of each component, specifically, it can be categorized into two dimensions: 1) the impact of BiGGNN_forward, BiGGNN_backward, Multi-Head Attention on both program and description encoder; 2) the impact of BiGGNN and Multi-Head on the separate encoder *i.e.*, the program encoder or the description encoder. The first one helps us to answer whether the local structural information and the global dependency for program and description are both beneficial and which one is more important for code search. The second can deeply investigate the effect of each component in the program or description encoder, which can help us confirm the necessity of the model design.

The results for the first ablation study are summarized in Table 3. Overall, GraphSearchNet achieves the best performance when all components are used for both the program and description encoder. In addition, we also have the following findings. First, when turning off BiGGNN, only using Multi-Head attention, the performance on Java and Python drops dramatically, which indicates the local structural information captured by BiGGNN for both program and description contributes more than the global dependency to the final performance. However, when combining both information, we can get the best performance. Considering the amount of the test set for Java and Python dataset in Table 1, there are a total of 11,297 and 15,306 test samples for Java and Python and a set of 999 distractor programs for each test pair to distinguish (See Section 4.4), we believe the improvement is obvious. Second, the forward message passing (*i.e.* GGNN_forward) has a better performance than the backward (*i.e.* GGNN_backward), we conjecture that it is caused by the constructed program/description graphs are directed and forward information is more effective than backward. But when we fuse both directions in GNNs, the scores are the better.

The results for the second ablation study are shown in Table 4. We can observe that BiGGNN improves the performance significantly as compared to Multi-Head attention for program or description encoder. It is an interesting finding because compared with the graphs used in the program scenario [1, 2, 50, 79], the transformer architecture [70] is dominating the NLP community. Hence, encoding the code into graphs is a common practise for the program, however not for the natural language, even there are some existing works [13, 14, 18, 68, 69]. One possible reason we conjecture is that the standard

Table 4. Ablation study of the performance on the separate encoder *i.e.*, program or description with different component on Java and Python data set.

Dataset	Program		Description		NDCG	MRR
	Multi-Head	BiGGNN	Multi-Head	BiGGNN		
Java	✓		✓	✓	46.59	41.74
		✓	✓	✓	59.78	55.65
	✓	✓	✓		40.91	36.19
	✓	✓		✓	62.77	58.51
	✓	✓	✓	✓	69.47	65.80
Python	✓		✓	✓	28.53	24.52
		✓	✓	✓	69.30	65.41
	✓	✓	✓		43.89	39.23
	✓	✓		✓	73.31	69.59
	✓	✓	✓	✓	77.30	73.90

transformer [70] is equipped with the encoder-decoder architecture and it is more powerful for the generation tasks such as machine translation [8, 55, 70], text summarization [52, 57]. The experimental results confirm us the necessity to explore the structural information behind the natural language for code search. Another finding is that when we turn off Multi-Head attention and use BiGGNN alone for program and description, MRR are 65.20 and 73.40 on Java and Python from Table 3, which are higher than turning on one of Multi-Head attention with BiGGNN on program or description encoder *e.g.*, turning on Multi-Head attention in program encoder (58.51 and 69.59), but are still lower than turning on both attention *i.e.*, 65.80 and 73.90 on Java and Python respectively. We conjecture that it is because the learnt space by BiGGNN and Multi-Head attention is different, combining both for program and description is beneficial, however turning off one for program or description while keeping the other uses both will degrade the performance.

✎ ► **Answer to RQ2** ◀ BiGGNN and Multi-Head Attention are both effective in improving the performance, however, the local structural information captured by BiGGNN is more critical for code search and when combining both, GraphSearchNet can get the best performance. Furthermore, we also prove the necessity of encoding the natural language text into graphs for deep code search.

5.3 RQ3: Hop&Head Analysis

We further investigate the impact of the different number of hops (see K in Eq. 12) and heads (see h in Eq. 5) on the capacity to capture the local structural information and global dependency. Specifically, we set the number of hops in a range of 1 to 5 and heads in a range of 1 to 8 and keep the other settings unchanged for a fair comparison. We only turn on BiGGNN module with the closed Multi-Head attention for hop analysis (vice versa for head analysis). The results are shown in Figure 4.

We can see that in Fig. 4a and Fig. 4b, with the increasing number of hops, MRR and NDCG improve gradually and they reach the highest at 4 and 3 for Java and Python respectively, after that the values begin to decrease slightly, which is consistent with the findings that GNNs suffer from the over-squashing [4] when increasing the hops to learn the long-range information. Hence, we set the value to 4 and 3 for Java and Python to achieve the best performance. The reason why Java needs more hops than Python is that the constructed graph for Java is larger than Python and the statistical distribution for nodes and edges on the dataset is shown in Table 5. We can observe that the average node size in the program graph and description graph on the Java dataset is 125.99 and 17.44, which is larger than the Python dataset

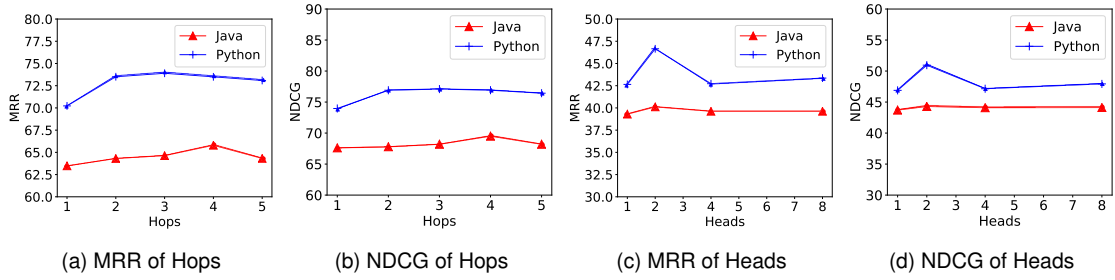


Fig. 4. The effect of the number of hops and heads to capture the local structural information and global dependency.

Table 5. The statistics of the graph size in the constructed program and description graph for Java and Python dataset.

Dataset		Program Graph			Description Graph		
		min	max	avg	min	max	avg
Java	Node	55	200	125.99	3	200	17.44
	Edge	54	263	125.22	2	422	31.29
Python	Node	10	200	100.35	3	199	14.00
	Edge	9	477	171.55	2	408	24.21

(100.35 and 14.00). Furthermore, the average connections (edges) of Python on the program graph is larger than Java *i.e.*, 171.55 VS 125.22. Hence, the constructed graph for Python dataset tends to be smaller and better-connected, which makes the model require fewer hops than Java to achieve the best performance. For Multi-Head attention to capture the global dependency, from Fig. 4c and Fig. 4d, we find that the trend is basically the same on Java and Python and when increasing the heads to 2, the values reach the highest. It shows that 2 heads are enough to learn the global dependency.

✎ **Answer to RQ3** ✎ The optimal value of the hops is relied on the dataset and the graph size will affect the selection of the hops. In GraphSearchNet, we set the hops to 4 and 3 for Java and Python respectively to achieve the best performance. The number of heads is consistent on both Java and Python dataset and 2 heads are enough to capture the global dependency.

5.4 RQ4: Quantitative Analysis for Real 99 Queries

From Table 2, we can find that the results of CodeSearchNet [39] (NBoW, biRNN, SelfAtt Encoder and 1D-CNN) and UNIF [12] have the better performance as compared to other baselines. Hence, we select them to evaluate the performance on the real 99 queries as compared to GraphSearchNet. Specifically, we return top-10 results for each query by different approaches. To measure the quality of returned programs, we calculate the similarity score between the query and returned top-10 programs based on the learned encoder and then average them over 99 queries to get the final score. The average scores for these approaches are shown in Table 6. We can find that the scores by GraphSearchNet are higher than others on both Java and Python, which illustrates that our approach can generate more semantic-relevant programs to the real query.

Furthermore, we show two examples in the separate Table 7 and Table 8 of the returned top-1 results for Java and Python by GraphSearchNet and the best baseline *i.e.*, SelfAtt Encoder from Table 6. The completed top-10 results of 99 queries are provided on our official repository. We can find that given the query “get executable path” and “how to determine a string is a valid word”, the generated results by SelfAtt are less relevant with the query on both Java and

Table 6. The average similarity score over the 99 real queries.

Model	NBoW		biRNN		SelfAtt Encoder		1D-CNN		UNIF		GraphSearchNet	
	Java	Python	Java	Python	Java	Python	Java	Python	Java	Python	Java	Python
Avg	0.90	0.87	0.84	0.92	1.03	1.04	0.75	0.81	0.91	0.87	1.25	1.24

Table 7. Two examples of the queried top-1 Java results from the search codebase C_{base} .

Query	SelfAtt Encoder	GraphSearchNet
get executable path	<pre>private Path getCollectionPath() { Path collectionPath = PathUtils. ReportsDirectory .getPathForObject(getInstance()); return collectionPath. resolve(provider. getArtifactPath(getInstance())); }</pre>	<pre>public static String getPathToExecutable (File featureDir, String path) { File scriptPath = new File(path); if (! scriptPath.isAbsolute()) { scriptPath = new File(featureDir, path); } return scriptPath.getAbsolutePath(); }</pre>
how to determine a string is a valid word	<pre>private static String promptForPassword (String passwordName, String commandLineOption, String envVarName) throws Exception { final Console console = System.console(); if(console == null) { throw new Exception("Cannot allocate a console. Set env var "+envVarName+" or "+commandLineOption+" on commandline in that case"); } return new String(console. readPassword("[%s]", passwordName+ " password:")); }</pre>	<pre>public static boolean isWord (@Nullable final String sStr) { if (StringHelper.hasNoText (sStr)) return false; return isWord (sStr.toCharArray ()); }</pre>

Python. In particular, for the query, “how to determine a string is a valid word”, it aims at verifying whether a string is a word, however, the produced results by SelfAtt Encoder indicate that it seems to misunderstood the query semantics and return the programs related to the password verification for both Java and Python. In contrast, GraphSearchNet can produce more accurate and semantic-relevant programs based on the query.

✎ **Answer to RQ4** ✎ By calculating the similarity score on the returned program vectors with the real query vector, we find that GraphSearchNet can produce more semantic-relevant programs. In addition, we present some examples as compared to the baselines to further confirm the effectiveness of our approach.

6 DISCUSSION

This section further presents the impact of the dimensional size used in GraphSearchNet. We further discuss the widely used pre-trained models in the program scenario and followed by threats to the validity of our work.

6.1 Impact of Dimensional Size

We study the impact of different dimensions on the performance of GraphSearchNet. We only change the dimensional size (32/64/128/256) and keep the remaining settings unchanged for the evaluation. The results are shown in Fig. 5. We can observe that the performance improves greatly as the feature size increases since the learning capacity of the model is increased with the growing dimension size. However, we can also see that after the 128-dimensional size, MRR and NDCG on Java dataset improve slightly, while on Python dataset, there is an obvious decrease from the highest. We conjecture this is because when setting to 256 dimensional size, the learning capacity is further increased to make the

Table 8. Two examples of the queried top-1 Python results from the search codebase C_{base} .

Query	SelfAtt Encoder	GraphSearchNet
get executable path	<pre>def get_mp_bin_path(): plat = platform.system() if plat == "Linux": return resource_filename(__name__, "bin/metaparticle/linux/mp-compiler") elif plat == "Windows": return resource_filename(__name__, "bin/metaparticle/windows/mp-compiler.exe") elif plat == "Darwin": return resource_filename(__name__, "bin/metaparticle/darwin/mp-compiler") else: raise Exception("Your platform is not supported.")</pre>	<pre>def get_path(): return os.path.abspath(os.path. dirname(os.path.dirname(__file__)))</pre>
how to determine a string is a valid word	<pre>def _validate_admin_password(admin_password): password_regex = r"[A-Za-z0-9@#%&+=]{6,}" pattern = re.compile(password_regex) if not pattern.match(admin_password): raise ValueError(red("The password must be at least 6 characters and contain only the following characters:\n" "A-Za-z0-9@#%&+=")) return admin_password</pre>	<pre>def isValid(self, text, word): return bool(re.search(word, text, re.IGNORECASE))</pre>

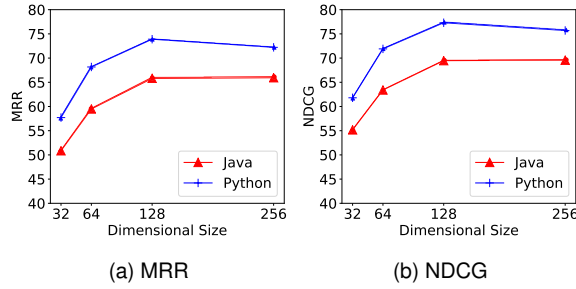


Fig. 5. The effect of the dimensional size with regard to MRR and NDCG.

model overfit to the Python dataset, which harms the performance. In addition, with the increasing dimensional size, the training time and memory consumption are also increased. For unification, we set the dimensional size as 128 on both Java and Python datasets for the evaluation.

6.2 Pre-trained Models

Recently, there are some pre-trained approaches *e.g.*, CodeBERT [24], GraphCodeBERT [31] that aim at learning the general program representation for a variety of tasks and the improvements are significant as compared to other current state-of-the-art techniques. However, in GraphSearchNet, we do not consider the pre-trained approaches based on these starting points: 1) the pre-trained approaches require the massive data (usually over million data) for training *e.g.*, CodeBERT includes 2.1M bimodal and 6.4M unimodal data at the pre-training phase and the training process for these approaches are much more expensive *e.g.*, CodeBERT utilized 16 interconnected GPU cards for parallel training and it cost 600 minutes to train 1,000 batches. Although the pre-trained models are often released to the public, the improvement at the fine-tuning phase for these downstream tasks as compared to other approaches is often brought by the pre-trained model. Hence, we claim that it is unfair to compare the supervise approach with the pre-trained approaches; 2) In terms of

the methodology, the pre-trained approaches mostly rely on the NLP techniques such as BERT [21] to learn the program representation. The learning process is to fit the training data by the huge model parameters *e.g.*, CodeBERT has a total number of 125M parameters, hence the semantics behind the program are not well explored. In contrast, GraphSearchNet only has around 2M parameters, but by encoding the program into the graph with different semantic information to capture the program semantics and it can also produce the promising performance.

6.3 Threats to Validity

The internal threats to validity lie in our implementations, the graph construction for both program and the description, the model implementation. To reduce this threat, we utilize the open-source tool [25, 65] for Java and Python graph construction, Spacy [38] for the description graph construction. To reduce the implementation threat, the co-authors carefully checked the correctness of our implementation. We further make our data and the implementation public at <https://github.com/shangqing-liu/GraphSearchNet> for further investigation.

The external threats to validity include the selected datasets and the evaluation of the baselines. To reduce this threat, we selected the dataset from CodeSearchNet [39], which has been widely used for other works [24, 31, 54, 72] to evaluate the model performance. For the baselines, we also selected the open-source baselines [29, 39, 66, 77] and evaluate the performance based on the default configurations used in their papers. We carefully checked the released code to mitigate the threat. Another threat mainly lies in the hyper-parameter settings. For the baselines, we follow the settings proposed in their published papers [29, 39, 66, 77] and consider these settings are optimal for their models. For our approach, we select the optimal configurations based on the validation set. In the future, we plan to evaluate more configurations.

7 RELATED WORK

This section summarizes the related work on code search, graph neural networks, and program representation techniques.

7.1 Code Search

Early works [9, 10, 44, 53, 56] in code search utilized information retrieval (**IR**) to query the code by extracting both query and code characteristics. For example, Lu et al. [53] extended a query with some synonyms generated from WordNet to improve the hit ratio. McMillan et al. [58] proposed Protfolio, a code search engine that combines keyword matching to return functions. CodeHow [56] extended the query with some APIs and utilized them with Boolean model to retrieve the matched programs. Despite these works can produce some accurate results, the performance of proposed approaches mainly rely on the searched code base and the semantic gap between the program and query is not addressed.

To learn semantics for the program and the query, some deep learning-based approaches were proposed [12, 29, 33, 39, 66], which attempted to use the deep learning models *e.g.*, LSTM, CNNs to learn high-dimensional representations of programs and descriptions. For example, DeepCS [30] encoded API sequence, tokens, and function name with the separate LSTMs to get the vector representations, while encoding the description into another vector with an extra LSTM for mapping. CodeSearchNet [39] explored some basic encoders for both programs and descriptions, *e.g.*, LSTM, SelfAtt. Furthermore, UNIF [12] proposed that using a simple bag-of-word model with an attention mechanism can achieve state-of-the-art performance. However, the existing works in code search are mostly based on sequential data and ignore the rich structural information behind programs and queries. In GraphSearchNet, we attempt to extract structural information hidden in the programs and queries and construct the graphs to capture the semantic relations between them.

Another work MMAN [71] for code search encoded the program sequence, AST and CFG of the function, extracted from the manually collected C projects with LSTM, Tree-LSTM and GGNN to learn the program representation. Then it

further encoded the query with another LSTM for multi-modal learning. In contrast, we both encode the program and the description into graphs and we further improve the learning capacity of GNNs to achieve the best performance.

7.2 Graph Neural Networks

GNN [34, 43, 47, 75] has become a hot research topic due to their strengths in learning structure data. Various applications in different domains such as chemistry biology [22], computer vision [63], natural language processing [14, 75] have demonstrated the effectiveness of GNNs. With success in other domains, GNNs have also been applied to program comprehension and software engineering tasks. Compared with the early works to represent programs with abstract syntax tree [3, 5, 51], more works have already attempted to use graphs [2] to learn the semantics for various applications, *e.g.*, source code summarization [25, 50], vulnerability detection [79], type inference [1], neural program repair [35]. For instance, Allamanis et al. [2] employ Gated Graph Neural Network (GGNN) in predicting the wrong usage of variables in programs. They further extended the similar approach to type inference [1]. Liu et al. [50] proposed to combine GNNs with the retrieval information to enhance the generated code summary. Inspired by these state-of-the-art works that represent programs with graphs to capture the program semantics, in GraphSearchNet, we propose to convert both programs and descriptions into graphs with BiGGNN to learn the structure information for semantic search. In addition, we also enhance BiGGNN by capturing the global dependency for code search that is usually missed in the traditional GNNs and mitigating the limitation of GNNs in learning long-range information.

7.3 Program Representation

In software engineering, program representation, aiming at capturing the syntax and semantics behind the code, is a fundamental but far-from-settled problem. The early works used feature selection and machine learning approaches such as n-gram model [26], complexity metrics [11, 67] and SVM [48] for classifying source code. For instance, Linares et al. [48] utilized SVM and API information in classifying the software into their categories. Later, deep learning techniques were applied in this area to learn the general representations. Since AST is the high abstraction of programs, many works represent programs based on AST [3, 5, 51, 60]. TBCNN [60] proposed a custom convolution neural network on AST to learn program representations. CDLH [73] incorporated Tree-LSTM on AST for clone detection. Furthermore, Code2Vec [5] and Code2Seq [3] learnt programs with random sampled AST paths for the terminal nodes. ASTNN [78] employs recursive neural networks and AST in learning a deeper representation of the program for different tasks. Recently, Allamanis et al. [2] innovated program representations by defining various types of edges on AST and utilized the gated graph neural network for learning program semantics and achieved state-of-the-art performance. Some follow-up works also adopted this paradigm and employed it in different tasks, *e.g.*, source code summarization [25, 50], neural program repair [35]. Different from these works, which purely built the graph for programs, in this work, we also construct the description graph for code search.

8 CONCLUSION

In this paper, we propose GraphSearchNet, a novel graph-based approach for code search to capture the semantic relations of the source code and the query. We construct the program and description graphs with Bidirectional Graph Neural Network (BiGGNN) to learn the local structure information hidden in the sequential text. We further employ Multi-Head attention to capture the global dependency that BiGGNN fails to learn. The extensive experiments on both Java and Python datasets demonstrated the effectiveness of GraphSearchNet. We also conduct a quantitative analysis from the real query scenario to further confirm the effectiveness of our approach.

REFERENCES

- [1] Miltiadis Allamanis, Earl T Barr, Soline Ducousso, and Zheng Gao. 2020. Typilus: neural type hints. In *Proceedings of the 41st acm sigplan conference on programming language design and implementation*. 91–105.
- [2] Miltiadis Allamanis, Marc Brockschmidt, and Mahmoud Khademi. 2017. Learning to represent programs with graphs. *arXiv preprint arXiv:1711.00740* (2017).
- [3] Uri Alon, Shaked Brody, Omer Levy, and Eran Yahav. 2018. code2seq: Generating sequences from structured representations of code. *arXiv preprint arXiv:1808.01400* (2018).
- [4] Uri Alon and Eran Yahav. 2021. On the Bottleneck of Graph Neural Networks and its Practical Implications. In *International Conference on Learning Representations*. <https://openreview.net/forum?id=i80OPhOCVH2>
- [5] Uri Alon, Meital Zilberstein, Omer Levy, and Eran Yahav. 2019. code2vec: Learning distributed representations of code. *Proceedings of the ACM on Programming Languages* 3, POPL (2019), 1–29.
- [6] KM Annervaz, Somnath Basu Roy Chowdhury, and Ambedkar Dukkipati. 2018. Learning beyond datasets: Knowledge graph augmented neural networks for natural language processing. *arXiv preprint arXiv:1802.05930* (2018).
- [7] Giuseppe Attardi and Maria Simi. 2014. Dependency parsing techniques for information extraction. *Dependency Parsing Techniques for Information Extraction* (2014), 9–14.
- [8] Dzmitry Bahdanau, Kyunghyun Cho, and Yoshua Bengio. 2014. Neural machine translation by jointly learning to align and translate. *arXiv preprint arXiv:1409.0473* (2014).
- [9] Sushil Bajracharya, Trung Ngo, Erik Linstead, Yimeng Dou, Paul Rigor, Pierre Baldi, and Cristina Lopes. 2006. Sourcerer: a search engine for open source code supporting structure-based search. In *Companion to the 21st ACM SIGPLAN symposium on Object-oriented programming systems, languages, and applications*. 681–682.
- [10] Sushil Krishna Bajracharya and Cristina Videira Lopes. 2012. Analyzing and mining a code search engine usage log. *Empirical Software Engineering* 17, 4 (2012), 424–466.
- [11] Diksha Behl, Sahil Handa, and Anuja Arora. 2014. A bug Mining tool to identify and analyze security bugs using Naive Bayes and TF-IDF. In *2014 International Conference on Reliability Optimization and Information Technology (ICROIT)*. 294–299. <https://doi.org/10.1109/ICROIT.2014.6798341>
- [12] Jose Cambronero, Hongyu Li, Seohyun Kim, Koushik Sen, and Satish Chandra. 2019. When deep learning met code search. In *Proceedings of the 2019 27th ACM Joint Meeting on European Software Engineering Conference and Symposium on the Foundations of Software Engineering*. 964–974.
- [13] Yu Chen, Lingfei Wu, and Mohammed J Zaki. 2019. Graphflow: Exploiting conversation flow with graph neural networks for conversational machine comprehension. *arXiv preprint arXiv:1908.00059* (2019).
- [14] Yu Chen, Lingfei Wu, and Mohammed J Zaki. 2019. Reinforcement learning based graph-to-sequence model for natural question generation. *arXiv preprint arXiv:1908.04942* (2019).
- [15] Kyunghyun Cho, Bart Van Merriënboer, Caglar Gulcehre, Dzmitry Bahdanau, Fethi Bougares, Holger Schwenk, and Yoshua Bengio. 2014. Learning phrase representations using RNN encoder-decoder for statistical machine translation. *arXiv preprint arXiv:1406.1078* (2014).
- [16] Ronan Collobert, Jason Weston, Léon Bottou, Michael Karlen, Koray Kavukcuoglu, and Pavel Kuksa. 2011. Natural language processing (almost) from scratch. *Journal of machine learning research* 12, ARTICLE (2011), 2493–2537.
- [17] Milan Cvitkovic, Badal Singh, and Animashree Anandkumar. 2019. Open vocabulary learning on source code with a graph-structured cache. In *International Conference on Machine Learning*. PMLR, 1475–1485.
- [18] Nicola De Cao, Wilker Aziz, and Ivan Titov. 2018. Question answering by reasoning across documents with graph convolutional networks. *arXiv preprint arXiv:1808.09920* (2018).
- [19] Marie-Catherine De Marneffe, Bill MacCartney, Christopher D Manning, et al. 2006. Generating typed dependency parses from phrase structure parses.. In *Lrec*, Vol. 6. 449–454.
- [20] Marie-Catherine De Marneffe and Christopher D Manning. 2008. *Stanford typed dependencies manual*. Technical Report. Technical report, Stanford University.
- [21] Jacob Devlin, Ming-Wei Chang, Kenton Lee, and Kristina Toutanova. 2018. Bert: Pre-training of deep bidirectional transformers for language understanding. *arXiv preprint arXiv:1810.04805* (2018).
- [22] David K Duvenaud, Dougal Maclaurin, Jorge Iparraguirre, Rafael Bombarell, Timothy Hirzel, Alán Aspuru-Guzik, and Ryan P Adams. 2015. Convolutional networks on graphs for learning molecular fingerprints. In *Advances in neural information processing systems*. 2224–2232.
- [23] Wenqi Fan, Yao Ma, Qing Li, Yuan He, Eric Zhao, Jiliang Tang, and Dawei Yin. 2019. Graph neural networks for social recommendation. In *The World Wide Web Conference*. 417–426.
- [24] Zhangyin Feng, Daya Guo, Duyu Tang, Nan Duan, Xiaocheng Feng, Ming Gong, Linjun Shou, Bing Qin, Ting Liu, Daxin Jiang, et al. 2020. Codebert: A pre-trained model for programming and natural languages. *arXiv preprint arXiv:2002.08155* (2020).
- [25] Patrick Fernandes, Miltiadis Allamanis, and Marc Brockschmidt. 2018. Structured neural summarization. *arXiv preprint arXiv:1811.01824* (2018).
- [26] Georgia Frantzeskou, Stephen MacDonell, Efsthios Stamatatos, and Stefanos Gritzalis. 2008. Examining the significance of high-level programming features in source code author classification. *Journal of Systems and Software* 81, 3 (2008), 447–460.
- [27] Andrea Frome, Greg Corrado, Jonathon Shlens, Samy Bengio, Jeffrey Dean, Marc’Aurelio Ranzato, and Tomas Mikolov. 2013. Devise: A deep visual-semantic embedding model. (2013).

- [28] Clinton Gormley and Zachary Tong. 2015. *Elasticsearch: the definitive guide: a distributed real-time search and analytics engine*. " O'Reilly Media, Inc."
- [29] Xiaodong Gu, Hongyu Zhang, and Sunghun Kim. 2018. Deep code search. In *2018 IEEE/ACM 40th International Conference on Software Engineering (ICSE)*. IEEE, 933–944.
- [30] Xiaodong Gu, Hongyu Zhang, Dongmei Zhang, and Sunghun Kim. 2016. Deep API learning. In *Proceedings of the 2016 24th ACM SIGSOFT International Symposium on Foundations of Software Engineering*. 631–642.
- [31] Daya Guo, Shuo Ren, Shuai Lu, Zhangyin Feng, Duyu Tang, Shujie Liu, Long Zhou, Nan Duan, Alexey Svyatkovskiy, Shengyu Fu, et al. 2020. Graphcodebert: Pre-training code representations with data flow. *arXiv preprint arXiv:2009.08366* (2020).
- [32] Sonia Haiduc, Gabriele Bavota, Andrian Marcus, Rocco Oliveto, Andrea De Lucia, and Tim Menzies. 2013. Automatic query reformulations for text retrieval in software engineering. In *2013 35th International Conference on Software Engineering (ICSE)*. IEEE, 842–851.
- [33] Rajarshi Haldar, Lingfei Wu, JinJun Xiong, and Julia Hockenmaier. 2020. A Multi-Perspective Architecture for Semantic Code Search. In *Proceedings of the 58th Annual Meeting of the Association for Computational Linguistics*. Association for Computational Linguistics, Online, 8563–8568. <https://doi.org/10.18653/v1/2020.acl-main.758>
- [34] Will Hamilton, Zhitao Ying, and Jure Leskovec. 2017. Inductive representation learning on large graphs. In *Advances in neural information processing systems*. 1024–1034.
- [35] Vincent J Hellendoorn, Charles Sutton, Rishabh Singh, Petros Maniatis, and David Bieber. 2019. Global relational models of source code. In *International Conference on Learning Representations*.
- [36] Emily Hill, Lori Pollock, and K Vijay-Shanker. 2011. Improving source code search with natural language phrasal representations of method signatures. In *2011 26th IEEE/ACM International Conference on Automated Software Engineering (ASE 2011)*. IEEE, 524–527.
- [37] Sepp Hochreiter and Jürgen Schmidhuber. 1997. Long short-term memory. *Neural computation* 9, 8 (1997), 1735–1780.
- [38] Matthew Honnibal and Ines Montani. 2017. spaCy 2: Natural language understanding with Bloom embeddings, convolutional neural networks and incremental parsing. (2017). To appear.
- [39] Hamel Husain, Ho-Hsiang Wu, Tiferet Gazit, Miltiadis Allamanis, and Marc Brockschmidt. 2019. Codesearchnet challenge: Evaluating the state of semantic code search. *arXiv preprint arXiv:1909.09436* (2019).
- [40] Daniel Jurafsky and James H Martin. [n. d.]. *Speech and Language Processing: An Introduction to Natural Language Processing, Computational Linguistics, and Speech Recognition*.
- [41] V Keselj. 2009. *Speech and Language Processing* Daniel Jurafsky and James H. Martin.
- [42] Diederik P Kingma and Jimmy Ba. 2014. Adam: A method for stochastic optimization. *arXiv preprint arXiv:1412.6980* (2014).
- [43] Thomas N Kipf and Max Welling. 2016. Semi-supervised classification with graph convolutional networks. *arXiv preprint arXiv:1609.02907* (2016).
- [44] Ken Krugler. 2013. Krugle code search architecture. *Finding Source Code on the Web for Remix and Reuse* (2013), 103–120.
- [45] Hongyu Li, Seohyun Kim, and Satish Chandra. 2019. Neural code search evaluation dataset. *arXiv preprint arXiv:1908.09804* (2019).
- [46] Qimai Li, Zhichao Han, and Xiao-Ming Wu. 2018. Deeper insights into graph convolutional networks for semi-supervised learning. In *Thirty-Second AAAI conference on artificial intelligence*.
- [47] Yujia Li, Daniel Tarlow, Marc Brockschmidt, and Richard Zemel. 2015. Gated graph sequence neural networks. *arXiv preprint arXiv:1511.05493* (2015).
- [48] Mario Linares-Vásquez, Collin McMillan, Denys Poshyvanyk, and Mark Grechanik. 2014. On using machine learning to automatically classify software applications into domain categories. *Empirical Software Engineering* 19, 3 (2014), 582–618.
- [49] Chao Liu, Xin Xia, David Lo, Cuiyun Gao, Xiaohu Yang, and John Grundy. 2021. Opportunities and challenges in code search tools. *ACM Computing Surveys (CSUR)* 54, 9 (2021), 1–40.
- [50] Shangqing Liu, Yu Chen, Xiaofei Xie, Jing Kai Siow, and Yang Liu. 2020. Retrieval-Augmented Generation for Code Summarization via Hybrid GNN. In *International Conference on Learning Representations*.
- [51] Shangqing Liu, Cuiyun Gao, Sen Chen, Nie Lun Yiu, and Yang Liu. 2020. ATOM: Commit message generation based on abstract syntax tree and hybrid ranking. *IEEE Transactions on Software Engineering* (2020).
- [52] Yang Liu and Mirella Lapata. 2019. Text summarization with pretrained encoders. *arXiv preprint arXiv:1908.08345* (2019).
- [53] Meili Lu, Xiaobing Sun, Shaowei Wang, David Lo, and Yucong Duan. 2015. Query expansion via wordnet for effective code search. In *2015 IEEE 22nd International Conference on Software Analysis, Evolution, and Reengineering (SANER)*. IEEE, 545–549.
- [54] Shuai Lu, Daya Guo, Shuo Ren, Junjie Huang, Alexey Svyatkovskiy, Ambrosio Blanco, Colin Clement, Dawn Drain, Daxin Jiang, Duyu Tang, et al. 2021. CodeXGLUE: A Machine Learning Benchmark Dataset for Code Understanding and Generation. *arXiv preprint arXiv:2102.04664* (2021).
- [55] Minh-Thang Luong, Hieu Pham, and Christopher D Manning. 2015. Effective approaches to attention-based neural machine translation. *arXiv preprint arXiv:1508.04025* (2015).
- [56] Fei Lv, Hongyu Zhang, Jian-guang Lou, Shaowei Wang, Dongmei Zhang, and Jianjun Zhao. 2015. Codehow: Effective code search based on api understanding and extended boolean model (e). In *2015 30th IEEE/ACM International Conference on Automated Software Engineering (ASE)*. IEEE, 260–270.
- [57] Mani Maybury. 1999. *Advances in automatic text summarization*. MIT press.
- [58] Collin McMillan, Mark Grechanik, Denys Poshyvanyk, Qing Xie, and Chen Fu. 2011. Portfolio: finding relevant functions and their usage. In *Proceedings of the 33rd International Conference on Software Engineering*. 111–120.

- [59] George A Miller. 1998. *WordNet: An electronic lexical database*. MIT press.
- [60] Lili Mou, Ge Li, Lu Zhang, Tao Wang, and Zhi Jin. 2014. Convolutional neural networks over tree structures for programming language processing. *arXiv preprint arXiv:1409.5718* (2014).
- [61] Lili Mou, Ge Li, Lu Zhang, Tao Wang, and Zhi Jin. 2016. Convolutional neural networks over tree structures for programming language processing. In *Thirtieth AAAI Conference on Artificial Intelligence*.
- [62] Vinod Nair and Geoffrey E Hinton. 2010. Rectified linear units improve restricted boltzmann machines. In *Icml*.
- [63] Will Norcliffe-Brown, Stathis Vafeias, and Sarah Parisot. 2018. Learning conditioned graph structures for interpretable visual question answering. In *Advances in neural information processing systems*. 8334–8343.
- [64] Kenta Oono and Taiji Suzuki. 2019. Graph neural networks exponentially lose expressive power for node classification. *arXiv preprint arXiv:1905.10947* (2019).
- [65] Andrew Rice. 2018. *features-javac*. <https://github.com/acr31/features-javac/>
- [66] Jianhang Shuai, Ling Xu, Chao Liu, Meng Yan, Xin Xia, and Yan Lei. 2020. Improving Code Search with Co-Attentive Representation Learning. In *Proceedings of the 28th International Conference on Program Comprehension*. 196–207.
- [67] Jeongju Sohn and Shin Yoo. 2017. FLUCCS: Using Code and Change Metrics to Improve Fault Localization. In *Proceedings of the 26th ACM SIGSOFT International Symposium on Software Testing and Analysis (Santa Barbara, CA, USA) (ISSTA 2017)*. Association for Computing Machinery, New York, NY, USA, 273–283. <https://doi.org/10.1145/3092703.3092717>
- [68] Linfeng Song, Zhiguo Wang, Mo Yu, Yue Zhang, Radu Florian, and Daniel Gildea. 2018. Exploring graph-structured passage representation for multi-hop reading comprehension with graph neural networks. *arXiv preprint arXiv:1809.02040* (2018).
- [69] Dan Su, Yan Xu, Wenliang Dai, Ziwei Ji, Tiezheng Yu, and Pascale Fung. 2020. Multi-hop Question Generation with Graph Convolutional Network. *arXiv preprint arXiv:2010.09240* (2020).
- [70] Ashish Vaswani, Noam Shazeer, Niki Parmar, Jakob Uszkoreit, Llion Jones, Aidan N Gomez, Łukasz Kaiser, and Illia Polosukhin. 2017. Attention is all you need. In *Advances in neural information processing systems*. 5998–6008.
- [71] Yao Wan, Jingdong Shu, Yulei Sui, Guandong Xu, Zhou Zhao, Jian Wu, and Philip S Yu. 2019. Multi-modal attention network learning for semantic source code retrieval. *arXiv preprint arXiv:1909.13516* (2019).
- [72] Yue Wang, Weishi Wang, Shafiq Joty, and Steven CH Hoi. 2021. CodeT5: Identifier-aware Unified Pre-trained Encoder-Decoder Models for Code Understanding and Generation. *arXiv preprint arXiv:2109.00859* (2021).
- [73] Huihui Wei and Ming Li. 2017. Supervised Deep Features for Software Functional Clone Detection by Exploiting Lexical and Syntactical Information in Source Code.. In *IJCAI*. 3034–3040.
- [74] Keyulu Xu, Weihua Hu, Jure Leskovec, and Stefanie Jegelka. 2018. How powerful are graph neural networks? *arXiv preprint arXiv:1810.00826* (2018).
- [75] Kun Xu, Lingfei Wu, Zhiguo Wang, Yansong Feng, Michael Witbrock, and Vadim Sheinin. 2018. Graph2seq: Graph to sequence learning with attention-based neural networks. *arXiv preprint arXiv:1804.00823* (2018).
- [76] Shuhan Yan, Hang Yu, Yuting Chen, Beijun Shen, and Lingxiao Jiang. 2020. Are the code snippets what we are searching for? a benchmark and an empirical study on code search with natural-language queries. In *2020 IEEE 27th International Conference on Software Analysis, Evolution and Reengineering (SANER)*. IEEE, 344–354.
- [77] Ziyu Yao, Jayavardhan Reddy Peddamail, and Huan Sun. 2019. CoaCor: code annotation for code retrieval with reinforcement learning. In *The World Wide Web Conference*. 2203–2214.
- [78] Jian Zhang, Xu Wang, Hongyu Zhang, Hailong Sun, Kaixuan Wang, and Xudong Liu. 2019. A Novel Neural Source Code Representation Based on Abstract Syntax Tree. In *2019 IEEE/ACM 41st International Conference on Software Engineering (ICSE)*. 783–794. <https://doi.org/10.1109/ICSE.2019.00086>
- [79] Yaqin Zhou, Shangqing Liu, Jingkai Siow, Xiaoning Du, and Yang Liu. 2019. Devign: Effective vulnerability identification by learning comprehensive program semantics via graph neural networks. In *Advances in Neural Information Processing Systems*. 10197–10207.