

# Excitatory and inhibitory interactions affect the balance of chorus activity and energy efficiency in the aggregation of male frogs: Theoretical study using a hybrid dynamical model

Ikkyu Aihara<sup>1,\*</sup>, Daichi Kominami<sup>2</sup>, Yushi Hosokawa<sup>2</sup>, Masayuki Murata<sup>2</sup>

1 Faculty of Engineering, Information and Systems, University of Tsukuba, Ibaraki  
305-8573, Japan

2 Graduate School of Information Science and Technology, Osaka University, Osaka  
565-0871, Japan

\* E-mail: aihara@cs.tsukuba.ac.jp

## Abstract

We theoretically study the role of excitatory and inhibitory interactions in the aggregations of male frogs. In most frogs, males produce sounds to attract conspecific females, which activates the calling behavior of other males and results in collective choruses. While the calling behavior is quite effective for mate attraction, it requires high energy consumption. In contrast, satellite behavior is an alternative mating strategy in which males deliberately stay silent in the vicinity of a calling male and attempt to intercept the female attracted to the caller, allowing the satellite males to drastically reduce their energy consumption while having a chance of mating. Here we propose a hybrid dynamical model in which male frogs autonomously switch among three behavioral states (i.e., calling state, resting state, and satellite state) due to the excitatory and inhibitory interactions. Numerical simulation of the proposed model demonstrated that (1) both collective choruses and satellite behavior can be reproduced and (2) the satellite males can prolong the energy depletion time of the whole aggregation while they split the maximum chorus activity into two levels over the whole chorusing period. This study theoretically highlights the trade-off between energy efficiency and chorus activity in the aggregations of male frogs driven by the multiple types of interactions.

**Key words:** Nonlinear dynamics, Acoustic communication, Satellite behavior, Hybrid dynamical model, Spatial structure

## 1 Introduction

Animals aggregate for various purposes such as foraging and mating. In the aggregations, energy efficient behavior is observed. For instance, an aggregations of ants consists of active and inactive individuals [1], and the switching between the two modes likely improves the long-term performance of the whole aggregation [2]; bats emit ultrasounds to locate surrounding objects by hearing returning echoes [3]. Indoor experiments demonstrated that flying bats eavesdrop the echos of the preceding individual [4], allowing the follower to reduce energy invested in sound production. Thus, energy efficient behavior would be common in the aggregations, but this phenomenon has not been studied in detail for many species. Further empirical and theoretical studies are required to analyze how energy efficient behaviors of individual animals contribute to the performance of the aggregation as a whole.

In this study, we focus on both energy-consuming and energy-efficient behavior in the aggregations of male frogs (Figure 1A). Calling behavior is an energy-consuming behavior in which males produce successive sounds by inflating and deflating a large vocal sac to attract conspecific females [5,6]. Because calling males lose much weight in one night [5,7–9], this behavior requires males to consume much energy. The calls of male frogs generally activate the calling behavior of other males and elicits a collective structure called as unison bout in which males almost synchronize the onset and end of their calling bouts [5,6,10–12,14] (Figure 1B). In this study, we refer to the interaction activating calling behavior of other males as *excitatory interaction*. Contrarily, satellite behavior is an energy-efficient behavior in which males deliberately stay silent in the vicinity of a calling male (Figure 1C) and attempt to intercept a female attracted to the caller [5]. This behavior allows the males to reduce energy consumption because satellite males do not produce any call. In this study, we refer to the interaction inducing satellite behavior of neighbors as *inhibitory interaction*. Empirical studies showed that calling behavior is dominant in low-density aggregations while satellite behavior becomes common in high-density aggregations [5], suggesting the dynamical choice of behavioral types depending on surrounding conditions. This study aims to theoretically examine how the coexistence of excitatory and inhibitory interactions contributes to chorus activity and energy efficiency in the aggregations of male frogs.

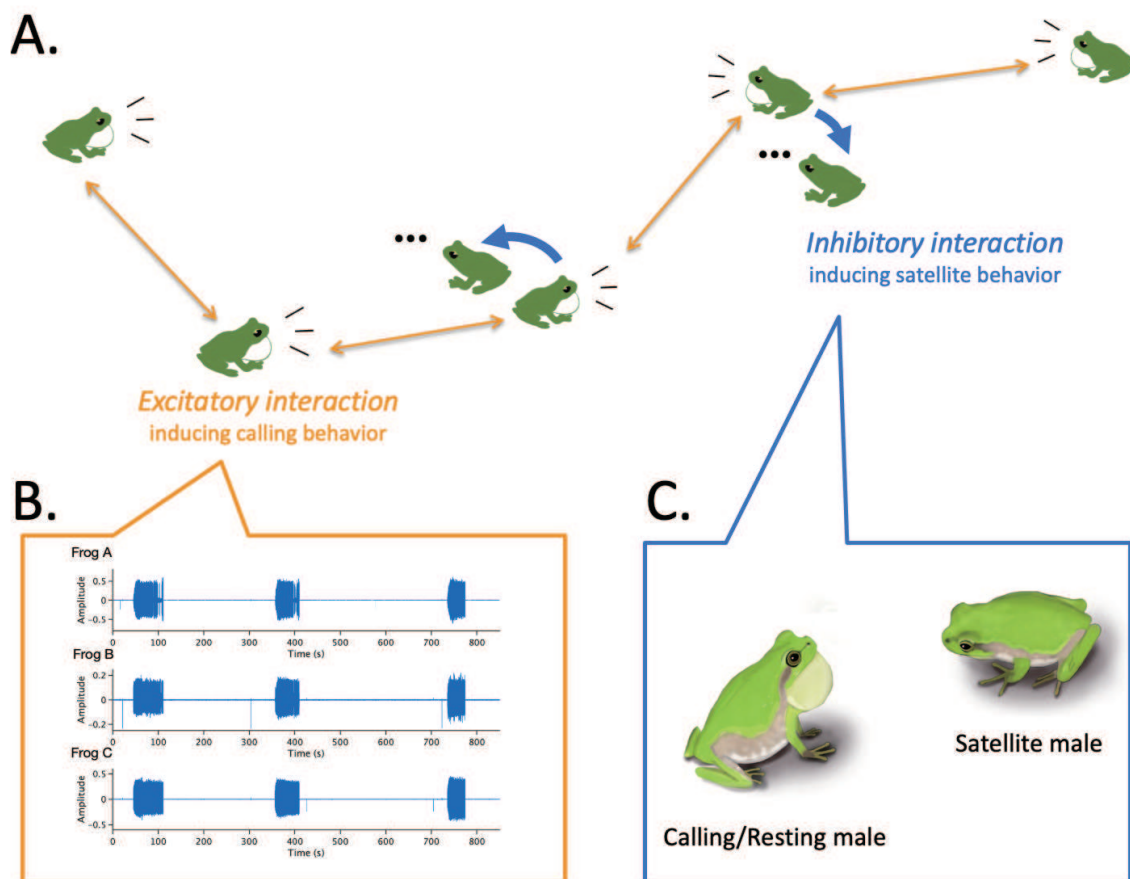


Figure 1: Excitatory and inhibitory interactions in an aggregation of male frogs. (A) Schematic diagram of the aggregation. In this study, we focus on excitatory interaction inducing calling behavior of distant males as well as inhibitory interaction inducing satellite behavior of neighboring males. (B) Audio data of male frogs (*Hyla japonica*) obtained from our previous studies (Aihara et al., 2011 and 2019). In general the calls of male frogs activate the calling behavior of other males, which elicits a collective structure called a unison bout in which males almost synchronize the onset and end of their calling bouts. We refer to the interaction as *excitatory interaction* among male frogs. (C) Satellite behavior in male frogs. As an alternative mating strategy, a male deliberately stays silent in the vicinity of a calling male to intercept a female attracted to the caller. We refer to the relationship as *inhibitory interaction* among male frogs.

## 2 Mathematical Modeling

We propose a mathematical model incorporating both excitatory and inhibitory acoustic interactions among male frogs as an extension of our study [12]. Specifically, we model a calling state, a resting state, and a satellite state as separate deterministic models, and then formulate the transitions among the three states as stochastic processes (Figure 2). A calling state describes the behavior in which a male frog produces successive sounds to attract conspecific females. The production of sounds requires the vigorous inflation and deflation of a large vocal sac at a high repetition rate [5, 6], and calling males lose much weight in one night [5, 7–9]. Based on these features, we assume that (1) the energy of a calling male decreases while his physical fatigue increases, and that (2) the male stops calling when he gets tired. A resting state describes the behavior in which a male frog stays silent without producing any call during an interval between calling states [5, 6, 10–12, 14] (Figure 1B). Because of the lower activity, we assume that (1) the energy of a resting male remains constant while his physical fatigue decreases, and that (2-1) the male starts calling when he has rested for enough time and is activated by the calls of other males or (2-2) the male frog transits to the satellite state when the attractiveness of his neighbor is superior to his own. A satellite state describes the behavior in which a male frog stays silent in the vicinity of a calling male to intercept a female attracted to the caller [5]. Because of the lower activity and mating strategy, we assume that (1) the energy of a satellite male remains constant while his physical fatigue decreases, and (2) he transits to a resting state and starts calling again when the attractiveness of his neighbor is inferior to his own.

This section is organized as follows. In Sec. 2.1, we introduce the deterministic models of the calling state, the resting state and the satellite state, respectively. In Sec. 2.2, we formulate the transitions among the three states. In Sec. 2.3, we fix the parameters of the proposed model based on the behavioral features of male frogs.

### 2.1 Formulation of Behavioral States

We formulate three behavioral states (the calling state, the resting state and the satellite state) as separate deterministic models. It should be noted that the models of the calling state and the resting state were already proposed in our previous study [12]. Here we newly introduce the model of the satellite state based on the model of the resting state.

First, we describe the calling state of the  $n$ th frog as follows [12]:

$$\frac{d\theta_n}{dt} = \omega_n + \sum_{\substack{m \\ \text{for } r_{nm} < r_{\text{acoustic}}}}^N \delta(\theta_m) \Gamma_{nm}(\theta_n - \theta_m), \quad (1)$$

$$\frac{dT_n}{dt} = \delta(\theta_n), \quad (2)$$

$$\frac{dE_n}{dt} = -\delta(\theta_n), \quad (3)$$

where

$$\Gamma_{nm}(\theta_n - \theta_m) = K_{nm} [\sin(\theta_n - \theta_m) - k \sin(2(\theta_n - \theta_m))]. \quad (4)$$

Equation (1) is based on a mathematical model called a phase oscillator model that is derived from simple assumptions about periodicity and interaction [17]. The phase oscillator model can qualitatively reproduce various synchronization phenomena in biological systems [18–21] including frog choruses [12, 15, 16, 22]. We utilize the model to describe periodic calling behavior of male frogs and also their acoustic interaction. In Equation (1),  $\theta_n$  is a variable ranging from 0 to  $2\pi$  [17] and represents the phase of calls produced by the  $n$ th frog [12, 15, 16]. Specifically, the  $n$ th frog is assumed to produce a call when the phase  $\theta_n$  hits 0.  $\omega_n$  is a positive parameter that determines an intrinsic inter-call interval of this frog [12, 15, 16]. In the second term in the right-hand side of Equation (1),  $\delta(\theta_m)$  is a delta function satisfying the conditions  $\delta(\theta_m) = \infty$  at  $\theta_m = 0$ ,  $\delta(\theta_m) = 0$  otherwise, and  $\int_{t_{m,i}-\epsilon}^{t_{m,i}+\epsilon} \delta(\theta_m(t)) dt = 1$  ( $i$  represents the index of the calls produced by the  $m$ th frog, and  $\epsilon$  is a positive parameter that is much smaller than the inter-call interval) [12].  $\Gamma_{nm}(\theta_n - \theta_m)$  is a  $2\pi$ -periodic function of the phase difference  $\theta_n - \theta_m$  [17]. In addition,  $\Gamma_{nm}(\theta_n - \theta_m)$  is given by Equation (4) with two kinds of coupling strength  $K_{nm}$  and  $k$  because this function can qualitatively reproduce alternating chorus patterns of male frogs [12, 15] that are generally observed within each chorusing bout [5, 6, 13, 14].  $r_{nm}$  is the distance between the  $n$ th and  $m$ th frogs, and  $r_{\text{acoustic}}$  is a threshold within which male frogs can acoustically interact with each other. Specifically, we assume that the  $n$ th frog pays attention to the first and second nearest callers based on the previous studies reporting that male frogs acoustically interact with a few neighbors in an aggregation [5, 6, 13, 14, 31]. Consequently, the second term in the right-hand side of Equation (1) describes an instantaneous selective interaction between the  $n$ th and  $m$ th frogs (In other words, when the  $m$ th frog produces a call at  $\theta_m = 0$ , the phase of the  $n$ th frog that selectively pays its attention to the  $m$ th frog is

instantaneously affected by the call). In Equations (2) and (3),  $T_n$  and  $E_n$  describe the physical fatigue and energy of the  $n$ th frog and are restricted to the ranges of  $0 \leq T_n \leq T_{\max}$  and  $0 \leq E_n \leq E_{\max}$ , respectively [12]. Because of the definition of  $\delta(\theta_n)$ , the physical fatigue  $T_n$  is incremented by 1 and the energy  $E_n$  is decremented by 1 when the  $n$ th frog produces a call at  $\theta_n = 0$  [12]. As explained at the beginning of this section, our model assumes that males in the calling state can transit to the resting state (Figure 2).

Next, we describe the resting state and the satellite state as follows [12]:

$$\frac{d\theta_n}{dt} = 0, \quad (5)$$

$$\frac{dT_n}{dt} = -\alpha. \quad (6)$$

$$\frac{dE_n}{dt} = 0, \quad (7)$$

Here we utilize the same framework because a male frog is assumed to stay silent during both states. Equation (5) means that the phase  $\theta_n$  remains constant without hitting 0 and therefore a model frog does not produce any call. Equations (6) and (7) describe the time evolution of the physical fatigue  $T_n$  and the energy  $E_n$ , respectively. These equations mean that the physical fatigue  $T_n$  decreases and the energy  $E_n$  remains constant, which is consistent with the assumed behavioral features of both states. As explained at the beginning of this section, model frogs in the resting state can transit to the calling state or the satellite state while the frogs in the satellite state can transit only to the resting state (Figure 2).

## 2.2 Formulation of Transitions

Here we formulate the transitions among three behavioral states (i.e., the calling state, the resting state and the satellite state). First, we utilize an integer  $s_n$  to discriminate among the three states: namely, the calling state of the  $n$ th frog is described as  $s_n = 1$ , the resting state is described as  $s_n = 0$ , and the satellite state is described as  $s_n = -1$ . Second, we propose a stochastic mathematical model in which each male spontaneously switches its state depending on his current condition and also the interaction with other males.

The transition between the calling state and the resting state is formulated according to our previous study [12]. Specifically, our previous model [12] assumes that (1) a male frog in the calling state has a high probability to continue calling when his physical fatigue is low, and (2) a male frog in the resting

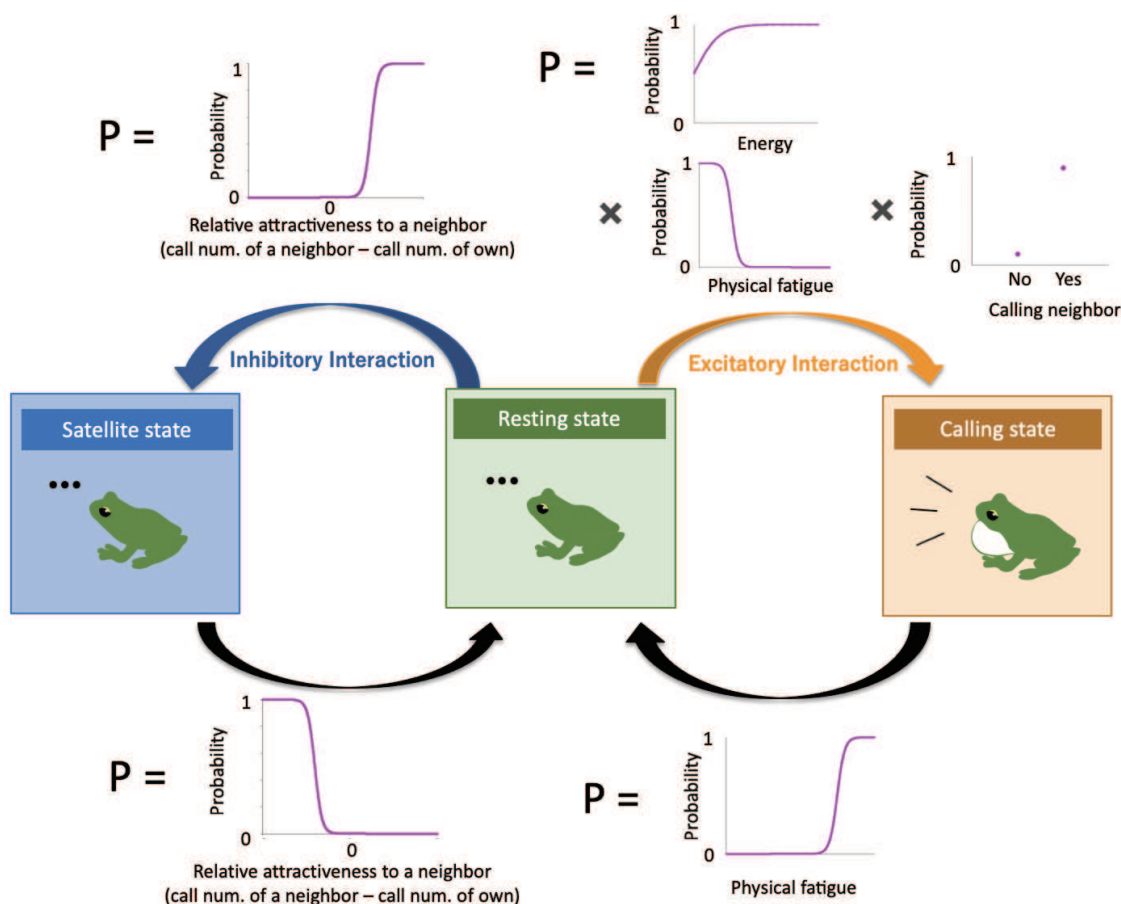


Figure 2: A mathematical model incorporating excitatory and inhibitory interactions among male frogs. Each frog is assumed to be in a calling state, a resting state, or a satellite state, and transit among the three states. The transition between the calling state and the resting state is described by a framework proposed by Aihara et al., 2019: the resting males with low physical fatigue and high energy have a high probability to be activated by the calls of neighboring males and start calling (corresponding to *excitatory interaction*) while calling males attempt to continue calling until physical fatigue exceeds a threshold value. We newly formulate the transition between the satellite state and the resting state. Specifically, male frogs are assumed to transit from the resting state to the satellite state at high probability when the attractiveness of their calls is moderately inferior to that of a neighboring male (corresponding to *inhibitory interaction*). Inversely, male frogs transit from the satellite state to the resting state when the attractiveness of their calls is moderately superior to that of a neighboring male.



state has a high probability to be activated by the calls of neighboring males when his energy is high and his physical fatigue is low. Based on the first assumption, the probability of the transition from the calling state to the resting state is given as follows [12]:

$$P_n^{\text{call} \rightarrow \text{rest}} = G_1(T_n), \quad (8)$$

where

$$G_1(T_n) = \frac{1}{\exp(-\beta_{\text{fatigue}}(T_n - \Delta T)) + 1}. \quad (9)$$

$G_1(T_n)$  is a logistic function that increases depending on a parameter  $\beta_{\text{fatigue}}$ . Another parameter  $\Delta T$  represents the inflection point of the logistic function. Equations (8) and (9) mean that the probability to stop calling becomes much higher when the physical fatigue  $T_n$  exceeds the parameter  $\Delta T$  (Figure 2). Next, based on the second assumption, the probability of the transition from the resting state to the calling state is given as follows [12]:

$$P_n^{\text{rest} \rightarrow \text{call}} = G_2(T_n)G_3(E_n)G_4(\bar{s}_n^{\text{neighbor}}), \quad (10)$$

where

$$G_2(T_n) = \frac{1}{\exp(\beta_{\text{fatigue}}(T_n - (T_{\text{max}} - \Delta T))) + 1}, \quad (11)$$

$$G_3(E_n) = -\frac{2}{\exp(\beta_{\text{energy}}E_n) + 1} + 1, \quad (12)$$

$$G_4(\bar{s}_n^{\text{neighbor}}) = \begin{cases} p_{\text{high}} & \text{(If a vector } \bar{s}_n^{\text{neighbor}} \text{ has one or more elements of 1),} \\ p_{\text{low}} & \text{(If a vector } \bar{s}_n^{\text{neighbor}} \text{ has no element of 1).} \end{cases} \quad (13)$$

$G_2(T_n)$  and  $G_3(E_n)$  represent the effects of the physical fatigue  $T_n$  and the energy  $E_n$  on the transition. Specifically,  $G_2(T_n)$  is a logistic function that increases depending on a parameter  $\beta_{\text{fatigue}}$  when the physical fatigue  $T_n$  decreases, and  $G_3(E_n)$  is another logistic function that decreases depending on a parameter  $\beta_{\text{energy}}$  when the energy  $E_n$  decreases (Figure 2). In Equation (13),  $\bar{s}_n^{\text{neighbor}}$  represents the

states of males that are closer to the focal frog than a threshold value of  $r_{\text{acoustic}}$ ;  $p_{\text{high}}$  and  $p_{\text{low}}$  are positive parameters that satisfy the relationship  $p_{\text{high}} \gg p_{\text{low}} > 0$ . Subsequently,  $G_4(\bar{s}_n^{\text{neighbor}})$  is a discrete function that takes  $p_{\text{high}}$  when one or more males are calling in his interaction range (or it takes  $p_{\text{low}}$  when no males are calling). Equations (10)–(13) assume that male frogs with lower physical fatigue and higher energy have a high probability to be activated by the calls of other males and then transit to the calling state, corresponding to *excitatory interaction* that is a focus of this study.

Next, we formulate the transition between the resting state and the satellite state as another stochastic process by focusing on relative attractiveness between neighboring males. In frog choruses, temporal traits of calls vary among individual males and work as an important indicator to determine their attractiveness towards conspecific females [5,6]. In particular, the number of calls dominantly affects the attractiveness. Playback experiments using various frog species showed that loudspeaker broadcasting more calls per unit time have a higher probability of attracting females than the loudspeaker broadcasting less calls [23]. Based on this feature, we treat the number of calls as a representative indicator of the attractiveness and formulate the probability of the transition from the resting state to the satellite state as follows:

$$P_n^{\text{rest} \rightarrow \text{satellite}} = F_1(N_k - N_n), \quad (14)$$

where

$$F_1(N_k - N_n) = \frac{1}{\exp(-\beta_{\text{satellite}}(N_k - N_n - \Delta N)) + 1}. \quad (15)$$

Empirical studies demonstrated that males intermittently start and stop calling in various frog species (Figure 1(B) for the case of *Hyla japonica*) [5, 6, 10–12, 14]. To precisely capture this temporal feature as well as take the effect of the call number into consideration, we describe the number of calls included in the adjacent calling bout as an integer  $N_n$  and utilize it as the current attractiveness of the  $n$ th frog.  $F_1(N_k - N_n)$  is a logistic function with a steepness  $\beta_{\text{satellite}}$  that takes larger value when the difference of the call number ( $N_k - N_n$ ) is larger than a threshold value  $\Delta N$ . Here we choose a specific male as the  $k$ th frog in Equations (14) and (15) if he positions within a threshold of  $r_{\text{satellite}}$  and engages in the calling state or the resting state. These assumptions mean that the focal model frog (the  $n$ th frog) is a satellite of a neighboring male (the  $k$ th frog) and attempts to intercept a female attracted to the neighbor. Subsequently, a model frog switches from the resting state to the satellite state when his attractiveness

is inferior to that of the neighboring male, corresponding to *inhibitory interaction* that is a focus of this study. Next, we formulate the probability of the transition from the satellite state to the resting state as follows:

$$P_n^{\text{satellite} \rightarrow \text{rest}} = F_2(N_k - N_n), \quad (16)$$

where

$$F_2(N_k - N_n) = \frac{1}{\exp(\beta_{\text{satellite}}(N_k - N_n + \Delta N)) + 1}. \quad (17)$$

$F_2(N_k - N_n)$  is a logistic function with the steepness  $\beta_{\text{satellite}}$  and becomes larger when the difference of the call number ( $N_k - N_n$ ) is lower than the threshold  $\Delta N$ . Equations (16) and (17) assume that a model frog switches from the satellite state to the resting state when his attractiveness is superior to that of the neighbor.

There are two choices for the transition from the resting state (i.e., the transition from the resting state to the calling state or the satellite state; see also Figure 2). When determining to which state each model frog transits, we compare the probability of both transitions (i.e.,  $P_n^{\text{rest} \rightarrow \text{call}}$  and  $P_n^{\text{rest} \rightarrow \text{satellite}}$ ) and choose the transition with higher probability of happening.

### 2.3 Parameter values

As explained in Sec. 2.1 and 2.2, we previously proposed a mathematical model on the transition between the calling state and the resting state and succeeded in reproducing the occurrence of the collective choruses [12]. Because this study also focuses on the collective choruses, we utilize the same parameter values [12] for the corresponding parts of the proposed model (i.e., the deterministic model of the calling state (Equations (1)–(3)), the deterministic model of the resting state (Equations (5)–(7)), and the stochastic model of the transition between the calling state and the resting state (Equations (8)–(13))).

Next, we fix or vary the parameters included in the stochastic model of the transition between the satellite state and the resting state (Equations (14)–(17)). Because male frogs in the satellite state attempt to intercept a conspecific female attracted to their calling neighbor, he needs to stay in the

vicinity of the neighbor. In our model, this feature is modeled by the parameter  $r_{\text{satellite}}$  within which a model frog transits to the satellite state (Sec.2.2). Therefore, we fix  $r_{\text{satellite}}$  at a small value of 0.4 m that allows the satellite male to immediately catch a female attracted to the neighbor. Then, we vary the remaining parameters of  $\beta_{\text{satellite}}$  and  $\Delta N$  (see Equations (14)–(17)) that are related to the transition between the satellite state and the resting state.

The values and meanings of all the parameters are summarized in Tables S1 – S3 in Supplementary Information.

### 3 Numerical simulation

We performed numerical simulations of the proposed model to analyze how the coexistence of excitatory and inhibitory interactions affects chorus activity and energy efficiency in aggregations of male frogs. First, to simply test the validity of the proposed model, we simulated an aggregation of three model frogs that is the minimum unit exhibiting both the collective chorus and satellite behavior (Sec. 3.1). Second, we simulated the aggregations of 10–20 model frogs that more accurately imitate the aggregations of actual male frogs (Sec. 3.2).

#### 3.1 Small aggregation of male frogs

For the numerical simulation of a small aggregation, we assume that three model frogs are distributed at different inter-frog distances along a line (Figure 3A). Frogs 1 and 2 are positioned at a close distance of 0.1 m apart, and the pair of Frogs 2 and 3 are positioned at a long distance of 1.0 m apart. Because the parameter  $r_{\text{satellite}}$  was set at 0.4 m (see Sec. 2.3), the inhibitory interaction can occur only in the closest pair (Frogs 1 and 2) and the excitatory interaction can occur in the other pairs (Frogs 1 and 3 and Frogs 2 and 3).

Numerical simulation of the proposed model demonstrated the occurrence of collective choruses and satellite behavior. Figure 3 B and C shows the time evolution of the physical fatigue  $T_n$  and the state variable  $s_n$  with the parameters of  $\Delta N = 15$  and  $\beta_{\text{satellite}} = 0.5$ , indicating that Frogs 1 and 3 exhibit collective choruses by synchronously switching between the resting state ( $s_n = 0$ ) and the calling state ( $s_n = 1$ ) while Frog 2 engages in the satellite state ( $s_n = -1$ ). To examine the temporal structure within each chorus, we calculated the phase difference between Frogs 1 and 3. Figure 3 C shows that the phase

difference  $(\theta_1 - \theta_3)$  converged to  $\pi$  in each chorus, which corresponds to anti-phase synchronization of the two frogs. Note that the anti-phase synchronization within choruses can be generally observed in frog choruses [5, 6, 13, 14] and likely prevents the males from interfering with each other's calls [28–30]. Thus, the proposed model can reproduce three behaviors of actual male frogs, i.e., satellite behavior, collective choruses and also anti-phase synchronization within choruses.

Next, we analyzed the detailed trait of mode switching over a long time scale. Figure 4A and B shows the time evolution of the state variable  $s_n$  and that of the energy  $E_n$ , respectively. The model frogs can switch between the collective choruses (pink region) and the satellite behavior (light blue region). Specifically, the satellite male spontaneously switches between the closest pair of Frog 1 and Frog 2 (Figure 4A) and the pace of the energy consumption is slowed down (Figure 4B). To further examine the generality of these results, we varied the parameters  $\Delta N$  and  $\beta_{\text{satellite}}$  that dominantly affect the probability of the transition to the satellite state (see Equations (14)–(17)), and repeated the simulation 1000 times at each parameter value with different initial conditions. Figure 5 shows that (1) the frequency of the transition decreases as the parameter  $\Delta N$  increases and (2) the duration of the satellite state increases as the parameter  $\Delta N$  increases. Thus, the simulation of the proposed model indicates the dynamical switching between the collective choruses and satellite behavior while the temporal feature varies especially depending on the parameter  $\Delta N$ .

### 3.2 Large aggregations of male frogs

For the numerical simulation of large aggregations, we assume that 10–20 frogs are distributed around a breeding site (Figure 6A). In the wild the positions of male frogs change every night, but it is common that they are distributed along the edge of a water body [16, 31–34]. To simply imitate the spatial distribution as well as the variance among nights, we positioned the model frogs along the edge of a circular water body and then randomized their positions in each trial of the simulation.

Numerical simulation demonstrated the occurrence of collective choruses and satellite behavior in a large aggregation (Figure 6A). Figure 6B and C shows the time evolution of the physical fatigue  $T_n$  and that of the number of satellite males, respectively. While the majority of the model frogs exhibit collective choruses by almost synchronizing the dynamics of the physical fatigue  $T_n$ , the remaining frogs engage in the satellite behavior.

Next, we numerically evaluated the performance of large aggregations. Figure 7A shows the entire

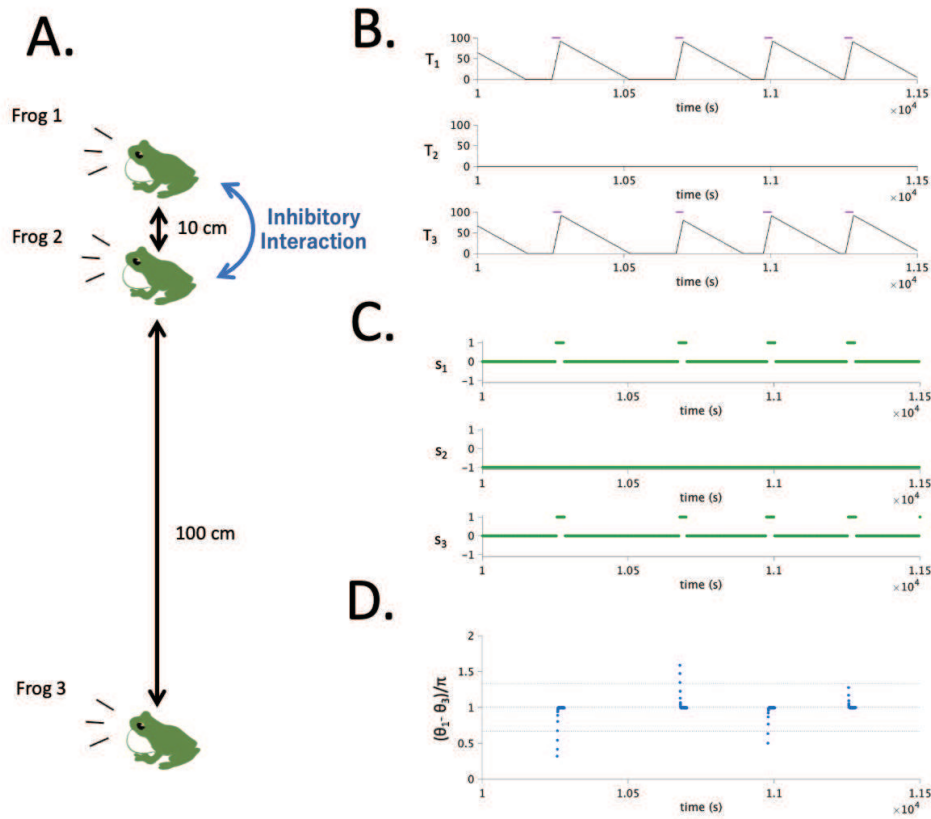


Figure 3: Numerical simulation on the small aggregation of three male frogs. (A) Spatial structure of the frogs. Two of the three frogs are assumed to be positioned in a close distance within which satellite behavior can be induced. (B) Time evolution of the physical fatigue  $T_n$ . (C) Time evolution of the state variable  $s_n$ . Calling state, resting state and satellite state are described by  $s_n = 1, 0$  and  $-1$ , respectively. (D) Time evolution of the phase difference  $(\theta_1 - \theta_3)$  in each chorus. The phase  $\theta_n$  describes the call timing of the  $n$ th frog. While Frog 2 engages in the satellite state, Frogs 1 and 3 exhibit collective choruses within which they call alternately in anti-phase.

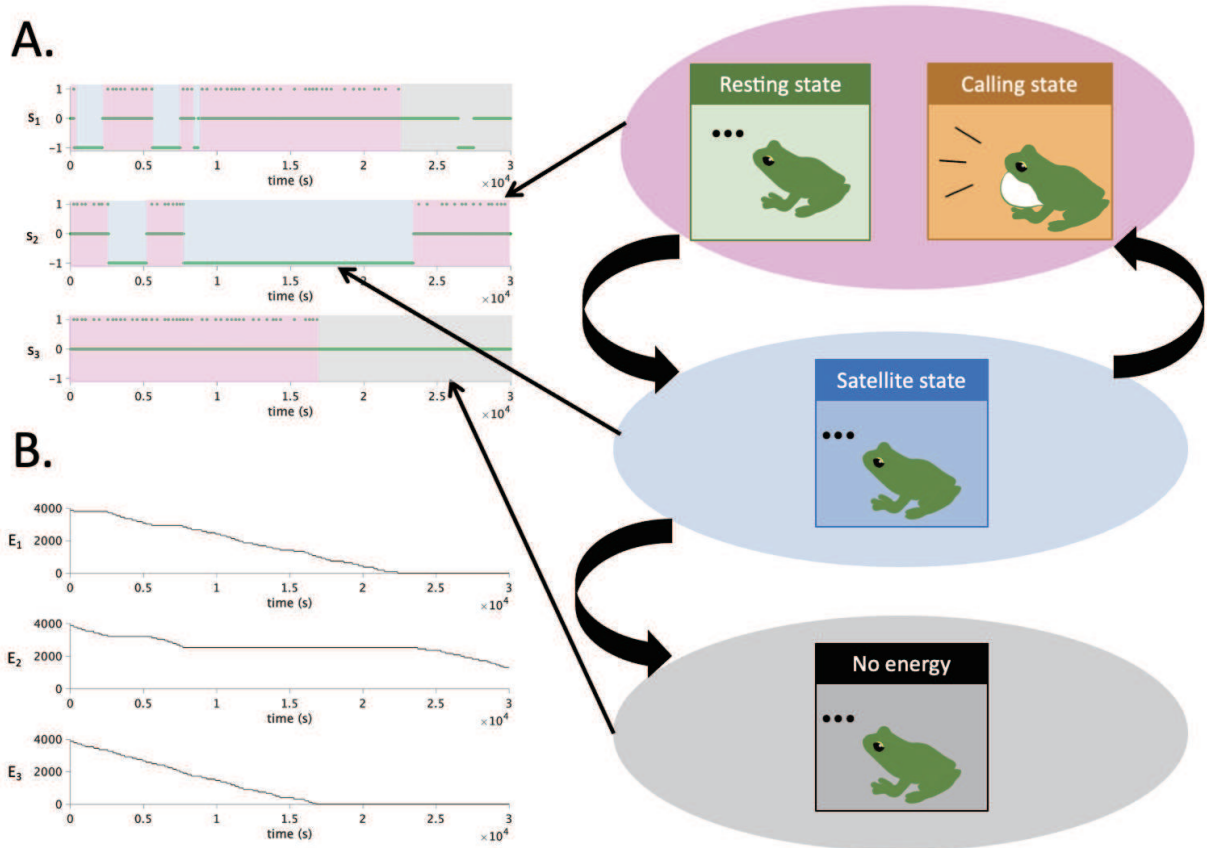


Figure 4: Numerical simulation on the small aggregation over a longer time scale. (A) Time evolution of the state variable  $s_n$ . While one of the closest pair (Frog 1 or Frog 2) engages in satellite behavior (light blue region), the remaining males join in collective choruses (pink region). (B) Time evolution of the energy  $E_n$ . The pace of energy consumption is slowed down in the closest pair because of intermittent transitions into the satellite state.

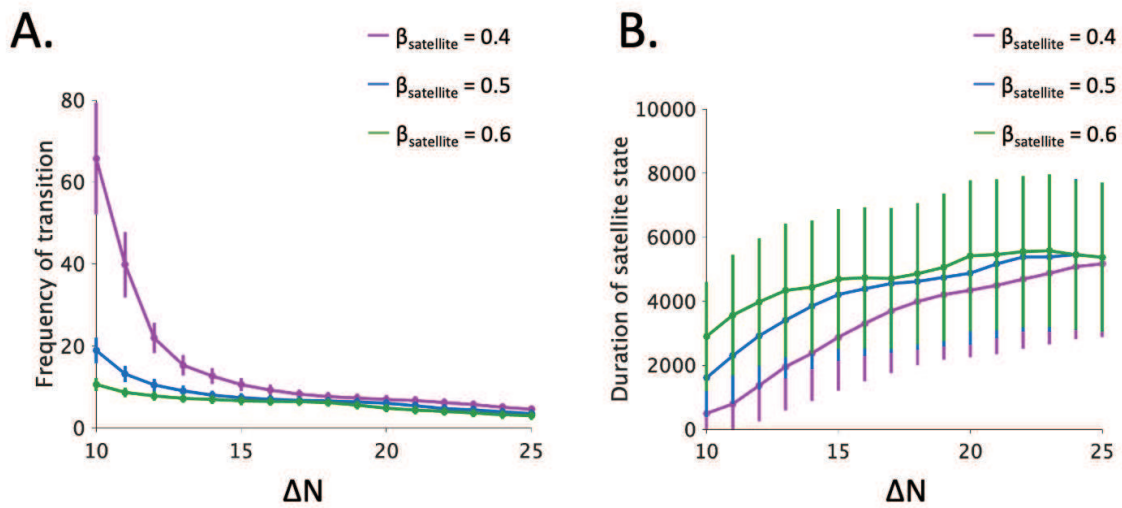


Figure 5: Numerical simulation on the parameter dependency of satellite behavior. Parameters  $\Delta N$  and  $\beta_{\text{satellite}}$  dominantly affect the probability of the transition between the satellite state and the resting state (see Equations (14)–(17)). (A) The frequency of the transition into the satellite state. (B) The duration of the satellite state. We repeated the simulation 1000 times at each parameter set with randomized initial conditions. Plots and bars represent the mean and standard deviation of each quantity. While the frequency of the transition decreases as the parameter  $\Delta N$  increases, the duration of the satellite state increases as the parameter  $\Delta N$  increases.



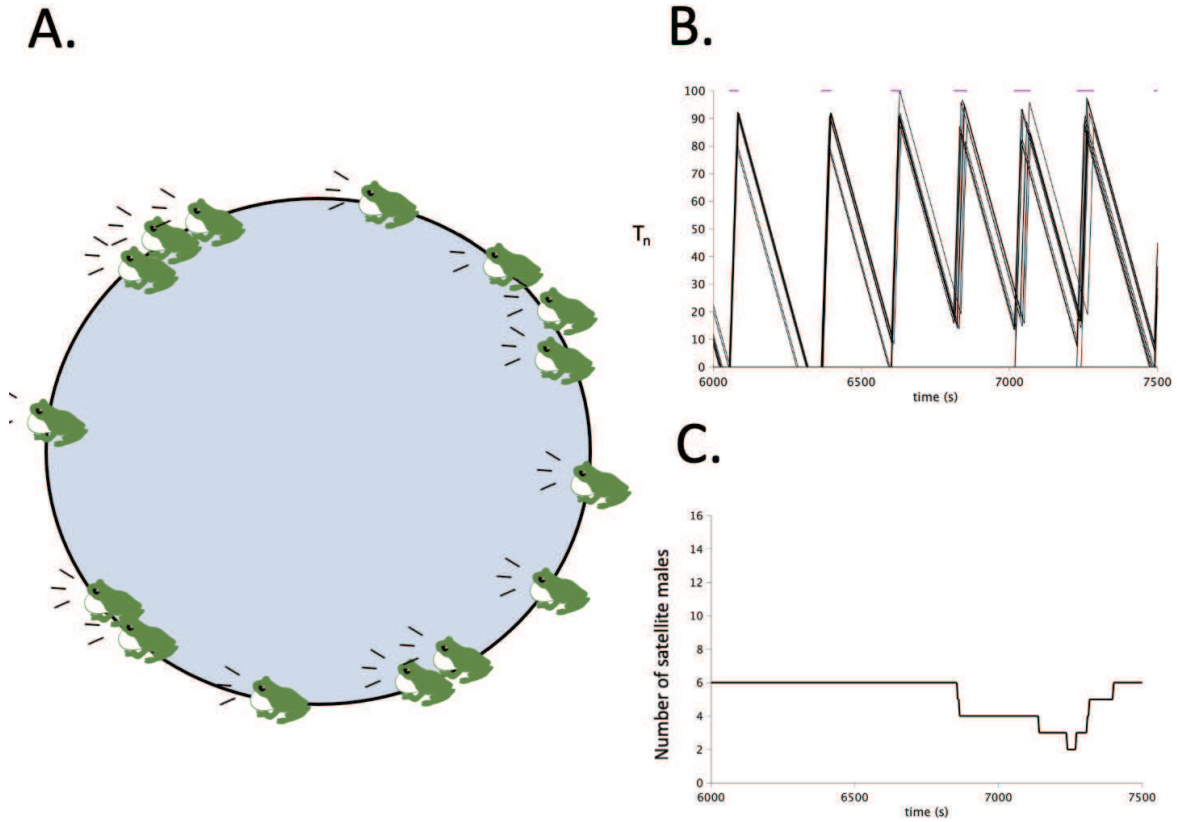


Figure 6: Numerical simulation on a large aggregation of 15 male frogs. (A) Schematic diagram of the positions of male frogs. In the simulation we assume that model frogs are distributed along the edge of a breeding water body, which is a common spatial distribution of male frogs in the wild. (B) Time evolution of the physical fatigue  $T_n$ . (C) Time evolution of the number of satellite males. While the majority of the model frogs exhibit collective choruses by almost synchronizing the dynamics of the physical fatigue  $T_n$ , the remaining frogs engage in satellite behavior.

time evolution of the energy  $E_n$  and that of the number of calling males. While the pace of energy consumption is slowed down due to intermittent transitions into the satellite state (the top panel of Figure 7A), several individuals consistently join in collective choruses (the bottom panel of Figure 7A). Given that male frogs aggregate and produce sounds to attract conspecific females, the duration and size of the choruses likely determine the mate attraction performance of the whole aggregation (see Discussions for details). We quantify this feature by using *energy depletion time* and *chorus size*. Specifically, *energy depletion time* is defined as the duration until the energies of all the frogs have become less than 1% of  $E_{\max}$ , and *chorus size* is defined as the maximum number of calling frogs in each chorus. Then, we varied the aggregation size between 10 and 20 model frogs and examined how the two factors depend on the number of the satellite males. Note that the number of the satellite males could be different in each trial of the simulations because we randomized the positions of the males. Figure 7B-D shows the *energy depletion time* and *chorus size* in the aggregations of 10 frogs, 15 frogs and 20 frogs, respectively. While the energy depletion time is much longer in the aggregations with satellite males than in the aggregations with no satellite males (the top panels of Figure 7B-D), the chorus size divides into two levels depending on the number of satellite males (the bottom panels of Figure 7B-D).

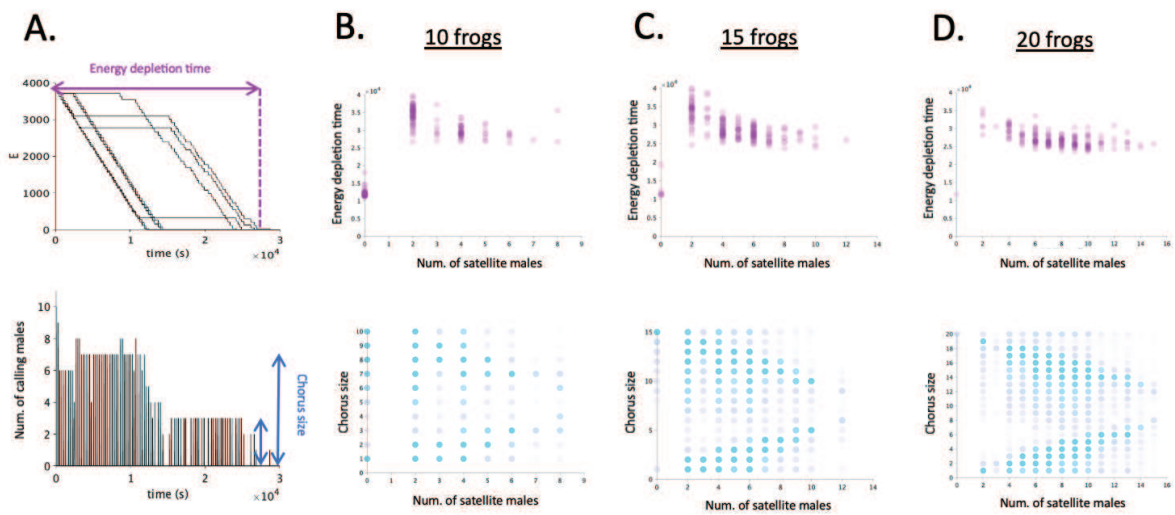


Figure 7: Numerical simulation on the performance of large aggregations. (A) Schematic diagram of *energy depletion time* and *chorus size*. (B)–(D) The dependency of *energy depletion time* and *chorus size* on the number of satellite males in the aggregations of 10 frogs, 15 frogs and 20 frogs, respectively. We repeated the simulation 200 times in each aggregation with randomized initial conditions, and overlaid translucent plots in each graph. While the energy depletion time is drastically prolonged in the aggregations with satellite males (the top panels), the effective chorus size can take two peaks depending on the number of satellite males (the bottom panels).

## 4 Discussion

The roles of excitatory and inhibitory interactions in aggregations of male frogs were theoretically studied from the viewpoint of energy efficiency and chorus activity. First, we proposed a hybrid dynamical model in which male frogs switch their behavioral state based on their internal condition and the interactions with other males. In particular, the effect activating the calling behavior of other males was treated as an excitatory interaction while the effect inducing the satellite behavior of neighbors was treated as an inhibitory interaction. Second, we performed numerical simulations on the assumption of different aggregation sizes. The simulation of a small aggregation (three frogs) reproduced both the collective chorus and satellite behavior that are observed in the aggregations of actual male frogs. The simulation of large aggregations (10-20 frogs) demonstrated that (1) the energy depletion time is prolonged due to the existence of satellite males and (2) the chorus activity is divided into two levels over the whole chorusing period. Consequently, this theoretical study indicates that satellite males can contribute to the energy efficiency of the frog aggregations by splitting the maximum chorus activity over the whole period.

In the proposed model, the parameter  $\Delta N$  describes the threshold of the difference of call number within which male frogs transit to the satellite state. Numerical simulation of the small aggregation demonstrated that the occurrence of satellite behavior depends on this parameter (Figure 5). Namely, model frogs often transit to the satellite state when the parameter  $\Delta N$  is small, but they seldom transit to the satellite state when  $\Delta N$  is large. Combined with the fact that the features of satellite behavior vary among frog species [5], this parameter is essential to further understand the origin of the behavioral variance. For instance, a small value of  $\Delta N$  corresponds to species that are sensitive to the difference of call number with their competitor, resulting in frequent transitions into the satellite state; a large value of  $\Delta N$  corresponds to species that are insensitive to the difference of call number, resulting in rare transitions into the satellite state. Thus, this study using the mathematical model allows us to infer the mechanisms of satellite behavior by comparing the numerical simulations with empirical studies. However, playback experiments using loudspeakers demonstrated that other call traits such as loudness, frequency and call complexity also affect the preference of female frogs [23]. Further extension of our model is necessary to more precisely formulate the mechanisms of satellite behavior although call number is one of the most dominant factors determining the attractiveness of the callers.

Numerical simulations of large aggregations indicate that satellite males can prolong the energy depletion time of the entire aggregation by splitting the chorus activity into two levels (Figure 7). Because the calls of male frogs attract conspecific females that are spreading and moving around the breeding site, the long chorus realized by the prolonged energy depletion time likely increases the total females attracted to the breeding site. On the other hand, the deviation of the chorus activity can be either an advantage or a disadvantage. Playback experiments using loudspeakers demonstrated that various chorus sizes differently attract females [24]. If the two activity levels realized by the satellite males are both effective, the mate attraction performance is likely optimized. However, the effective chorus size can vary among species, and, therefore, further analyses combining numerical simulations and empirical studies are required to comprehensively evaluate the performance per aggregation and also per individual.

Our numerical simulation assumed a specific spatial structure, i.e. the linear distribution of male frogs along a water body (Figure 6A). While this is a common distribution of male frogs as observed in *Hyla japonica* [16,31], *Rachophorus shlegelii* [32,33] and *Litoria chrolis* [34], more scattered patterns are possible [5]. To examine the robustness of our results, we performed additional simulations on the assumption of other distributions: (1) an almost linear distribution that was slightly scattered along a circular field and (2) a distribution that was scattered within a circular field. Both simulations demonstrated that the energy depletion time is prolonged in the aggregation with satellite males while the chorus activity is split into two levels (Figures S1 and S2 in Supplementary Information). Thus, the results of the simulations hold in these distributions, indicating the robustness of the results.

Future directions of this study includes the application of the proposed model to engineering fields. For instance, we previously claimed that the mathematical model of frog choruses can be applied to the autonomous distributed control of wireless sensor networks (WSNs) [12]. WSNs are known as a sensing system in which many sensor nodes deliver a data packet to a specific node due to multi-hop communication [35,36]. In general, WSNs are constructed as follows: (1) many nodes are spatially distributed with non-uniform density to monitor a wide area, (2) each node senses the surrounding condition and sends the information as a data packet to neighboring nodes, and (3) the nodes deliver the data packet to a sink node (a node that collects all the necessary information) due to autonomous and multi-hop communication among neighboring nodes. Because each node is usually driven by a limited amount of battery, there are two factors essential to increase the performance of WSNs: *energy efficiency* and *reliable communication*. We showed that the mathematical model reproducing the collective frog

choruses allows us to reduce energy consumption by collectively switching the active and inactive states of the sensor nodes, and allows us to increase the reliability of communication by avoiding the collision of the data packets among neighboring nodes [12]. To further improve the energy efficiency of WSNs, we need to focus on the spatial distribution. Namely, the deployed nodes can be locally dense because of their non-uniform distribution. In such a locally dense area only a single node needs to be active for the sensing and delivery of the data packet. Therefore, its neighboring nodes are redundant and can be powered off. The inhibitory interaction of the proposed model induces the inactive state of close neighbors (Figures 3 and 6), which can further improve the energy efficiency of WSNs by powering off the redundant nodes. Note that a similar idea based on the satellite behavior of frogs was already proposed [37]. The novelty and advantage of our methodology is to establish the inactive state in a locally dense area as well as the synchronous switching between the active and inactive states over the whole network.

## Acknowledgements

We are grateful to T. Ishizuki for drawing a picture of satellite behavior (Figure 1C).

## Author Contributions

IA, DC, YH and MM designed the research; IA performed numerical simulations; IA, DC and MM wrote the paper.

## Competing Interests

We declare we have no competing interests.

## Funding

This study was supported by JSPS Grant-in-Aid for Young Scientists (No. 18K18005) and Grant-in-Aid for Scientific Research (B) (No. 20H04144).

## References

- [1] Bonabeau, E., Theraulaz, G., and Deneubourg, J. L. (1996). Quantitative study of the fixed threshold model for the regulation of division of labour in insect societies. *Proceedings of the Royal Society of London. Series B: Biological Sciences*, 263(1376), 1565-1569.
- [2] Hasegawa, E., Ishii, Y., Tada, K., Kobayashi, K., and Yoshimura, J. (2016). Lazy workers are necessary for long-term sustainability in insect societies. *Scientific reports*, 6(1), 1-9.
- [3] D.R. Griffin (1958) *Listening in the Dark: The Acoustic Orientation of Bats and Men*, Yale University Press, Oxford, UK.
- [4] Chiu, C., Xian, W., and Moss, C. F. (2008). Flying in silence: echolocating bats cease vocalizing to avoid sonar jamming. *Proceedings of the National Academy of Sciences*, 105(35), 13116-13121.
- [5] Gerhardt HC, Huber F (2002) *Acoustic communication in insects and anurans*. Chicago: University of Chicago Press.
- [6] Wells KD (2007) *The ecology and behavior of amphibians*. Chicago: The University of Chicago Press.
- [7] MacNally RC. (1981) On the reproductive energetics of chorusing males: energy depletion profiles, restoration and growth in two sympatric species of *Ranidella* (Anura). *Oecologia* 51, 181 – 188. (doi:10.1007/ BF00540598)
- [8] Cherry MI. (1993) Sexual selection in the raucous toad, *Bufo rangeri*. *Anim. Behav.* 45, 359 – 373. (doi:10.1006/anbe.1993.1041)
- [9] Murphy CG. (1994) Determinants of chorus tenure in barking treefrogs (*Hyla gratiosa*). *Behav. Ecol. Sociobiol.* 34, 285 - 294. (doi:10.1007/
- [10] Whitney CL, Krebs JR. (1975) Mate selection in Pacific tree frogs. *Nature* 255, 325 – 326. (doi:10.1038/255325a0)
- [11] Schwartz JJ. (1994) Male advertisement and female choice in frogs: recent findings and new approaches to the study of communication in a dynamic acoustic environment. *Am. Zool.* 34, 616 – 624. (doi:10.1093/icb/34.6.616)

- [12] Aihara I, Kominami D, Hirano Y, Murata M (2019) Mathematical modelling and application of frog choruses as an autonomous distributed communication system. *Royal Society Open Science* 6: 181117.
- [13] Brush JS, Narins PM (1989) Chorus dynamics of a neotropical amphibian assemblage: comparison of computer simulation and natural behaviour. *Anim Behav* 37–1:33–44
- [14] Jones DL, Jones RL, Ratnam R (2014) Calling dynamics and call synchronization in a local group of unison bout callers. *J Comp Physiol A* 200–1:93–107
- [15] Aihara I, Takeda R, Mizumoto T, Ostuka T, Takahashi T, Okuno HG, Aihara K (2011) Complex and transitive synchronization in a frustrated system of calling frogs. *Physical Review E* 83: 031913.
- [16] Aihara I, Mizumoto T, Otsuka T, Awano H, Nagira K, Okuno HG, Aihara K (2014) Spatio-temporal dynamics in collective frog choruses examined by mathematical modeling and field observations. *Scientific Reports* 4: 3891.
- [17] Kuramoto Y. (1984) *Chemical Oscillations, Waves, and Turbulence*, Berlin: Springer-Verlag.
- [18] Strogatz SH (2014) *Nonlinear dynamics and chaos* (2nd Edition). Boca Raton: CRC Press.
- [19] Takamatsu A, Fujii T, Endo I (2000) Time delay effect in a living coupled oscillator system with the plasmodium of *Physarum polycephalum*. *Physical Review Letters* 85: 2026.
- [20] Miyazaki J, Kinoshita S (2006) Determination of a coupling function in multicoupled oscillators. *Physical Review Letters* 96: 194101.
- [21] Funato T, Yamamoto Y, Aoi S, Imai T, Aoyagi T, Tomita N, Tsuchiya K (2016) Evaluation of the phase-dependent rhythm control of human walking using phase response curves. *PLoS Computational Biology* 12 (5): e1004950.
- [22] Ota K, Aihara I, Aoyagi T (2020) Interaction mechanisms quantified from dynamical features of frog choruses. *Royal Society Open Science* 7: 191693.
- [23] Ryan MJ, Keddy-Hector A (1992) Directional patterns of female mate choice and the role of sensory biases. *American Naturalist* 139, S4-S35.



- [24] Ryan MJ, Tuttle MD, Taft LK (1981) The costs and benefits of frog chorusing behavior. *Behav Ecol Sociobio* 8, 273–278.
- [25] Cade WH, Cade ES (1992) Male mating success, calling and searching behaviour at high and low densities in the field cricket, *Gryllus integer*. *Anim. Behav.* 43, 49–56.
- [26] Wagner WE, Reiser MG (2000) The importance of calling song and courtship song in female mate choice in the variable field cricket. *Anim. Behav.* 59, 1219–1226.
- [27] Gray DA and Eckhardt G. (2001) Is cricket courtship song condition dependent? *Anim. Behav.* 62, 871–877.
- [28] Schwartz JJ (1987) The function of call alternation in anuran amphibians: a test of three hypotheses. *Evolution* 41, 461–471.
- [29] Bee MA, Schwartz JJ, Summers K (2013) All’s well that begins Wells: celebrating 60 years of animal behaviour and 36 years of research on anuran social behaviour. *Anim. Behav.* 85, 5–18.
- [30] Legett HD, Page RA, Bernal XE (2019) Synchronized mating signals in a communication network: the challenge of avoiding predators while attracting mates. *Proc. R. Soc. B* 286, 20191067.
- [31] Aihara I, Mizumoto T, Awano H, Okuno HG (2016) Call alternation between specific pairs of male frogs revealed by a sound-imaging method in their natural habitat. *Proc of INTERSPEECH 2016*, San Francisco, pp 2597–2601
- [32] Awano, H., Shirasaka, M., Mizumoto, T., Okuno, H. G., Aihara, I. (2021). Visualization of a chorus structure in multiple frog species by a sound discrimination device. *Journal of Comparative Physiology A*, 207(1), 87-98.
- [33] Bando Y, Otsuka T, Aihara I, Awano H, Itoyama K, Yoshii K, Okuno HG (2015) Recognition of in-field frog chorusing using Bayesian nonparametric microphone array processing. *Technical Report of Workshops at the Twenty-Ninth AAAI Conference on Artificial Intelligence (WS-15-06)*, 2–6
- [34] Aihara I, Bishop PJ, Ohmer ME, Awano H, Mizumoto T, Okuno HG, Narins PM, Hero JM (2017) Visualizing phonotactic behavior of female frogs in darkness. *Sci Rep* 7:10539.

- [35] Dressler F (2007) Self-organization in sensor and actor network. West Sussex: John Wiley and Sons Ltd.
- [36] Rawat P, Singh KD, Chaouchi H, Bonnin JM. (2014) Wireless sensor networks: a survey on recent developments and potential synergies. *J. Supercomputing* 68, 1 – 48. (doi:10.1007/s11227-013-1021-9)
- [37] Mutazono A, Sugano M, Murata M. (2012) Energy efficient self-organizing control for wireless sensor networks inspired by calling behavior of frogs. *Comput. Commun.* 35, 661 – 669. (doi:10.1016/j.comcom.2011.09.013)