

Minimum-Complexity Graph Simplification under Fréchet-Like Distances*

Omrit Filtser[†] Majid Mirzanezhad[‡] Carola Wenk[§]

Abstract

Simplifying graphs is a very applicable problem in numerous domains especially in computational geometry. Given a geometric graph and a threshold, the minimum-complexity graph simplification asks for computing an alternative graph of minimum complexity so that the distance between the two graphs remains at most the threshold. In this paper we propose several NP-hardness and algorithmic results depending on the type of input and simplified graphs, the vertex placement of the simplified graph, and the distance measures between them (graph and traversal distances [1, 2]). In general, we show that for arbitrary input and output graphs, the problem is NP-hard under some specific vertex-placement of the simplified graph. When the input and output are trees, and the graph distance is applied from the simplified tree to the input tree, we give an $O(kn^5)$ time algorithm, where k is the number of the leaves of the two trees that are identical and n is the number of vertices of the input.

1 Introduction

Unlike curve simplification problem, simplifying structurally more complicated input objects such as trees and graphs has not been extensively studied in the computational geometry community. This problem may have applications in GIS, image processing, shape analysis, mesh simplification, molecular biology, etc. [4, 7, 11, 17]. In a generic application, a user may wish to obtain a coarse and simpler representation of a map preserving the geometry of the underlying structure. This can bring the idea of computing an alternative graph with minimum-complexity to the scene of simplification. There are a few works that study approximating a planar subdivision of a map (plane graph) with the minimum number of links under some topological constraints [9, 12]. Most of the algorithms have applied to GIS data and are based on map schematization [19] in which, roughly speaking, the main topological structure of the map remains the same and paths with vertices of degree two become simplified. A generalization of map schematization under some topological constraints, e.g., facet preserving, no self-intersecting boundary simplification can be found in [10, 18].

*This project has been supported by NSF grant (AitF: NSF-CCF 1637576).

[†]Department of Applied Mathematics and Statistics, State University of New York at Stony Brook, NY. U.S., omrit.filtser@gmail.com

[‡]Transportation Research Institute, College of Engineering, University of Michigan, Ann Arbor, MI. U.S., miirza@umich.edu

[§]Department of Computer Science, Tulane University, New Orleans, LA. U.S., cwenk@tulane.edu

There are a few works considering the simplification of a given planar subdivision inside a polygonal region with another minimum-link planar subdivision homeomorphic to the original one. In this setting the input is a plane graph and the problem is more concerned with topological constraints of the subdivision inside the polygon [9, 12]. Most of the optimization problems on simplifying graphs fall into NP-hard or APX-hard classes of problems. In [9] a heuristic algorithm for planar maps is proposed that keeps the boundary of polygonal regions simple after simplification while it is impossible to give a polynomial-time algorithm within $n^{0.2-\epsilon}$ approximation factor for the problem, for any $\epsilon > 0$, assuming $P \neq NP$.

In the context of simplification, one can consider different variants of the (graph) simplification problem induced by the input parameters/constraints such as the type of the distance measure, e.g., Fréchet, Hausdorff distances, the direction (if the distance is asymmetric), topological constraints (facet preservation), and others. Note that some distances are not symmetric, therefore it is crucial in which direction the distance is applied. We start with defining the problem setting, and we propose algorithmic as well as NP-hardness results for the problem. Our objective is to study the minimum complexity simplification problem for graphs and examine the difficulty of the problem for different types of input and simplified output, i.e., trees, and graphs. Suppose we are given a positive real number and an input graph that can be either a tree or graph in general. We are interested in approximating the input graph using another graph with the minimum complexity, where the distance from the input to the output (or the opposite) is at most the given threshold. We call this generic problem the MINIMUM-COMPLEXITY GRAPH SIMPLIFICATION (MCGS). Here, the input is meant to be more complex than the output object in terms of the structure. For example, the output of the MCGS with an input tree may not admit a graph (with cycles) but either a tree or a path. We define the problem for graphs but it can apply to trees as well:

The MCGS Problem: Let $\delta > 0$ be a real value, $D(\cdot, \cdot)$ be a distance measure between graphs, and $G = (V, E)$ be a (connected) graph in \mathbb{R}^d , whose edges in E are straight-line segments between the vertices in V . We aim to compute an alternative (connected) graph G' , with the minimum-complexity satisfying $D(G, G') \leq \delta$.

2 Classification of the Problem

Our objective is systematically go over different combinations of the input/output graphs, vertex restrictions and distance measures. By ‘*minimum-complexity*’, we consider minimizing the total number of edges and vertices of a connected graph. We use two Fréchet-like (directed) distances between graphs; traversal and graph distances, in particular. Under a *graph mapping*, a graph is mapped continuously to a portion of the other, in such a way that edges are mapped to paths in the other graph. The *graph distance* is then defined as the maximum of the Fréchet distances between the edges and the paths they are mapped to. The *traversal distance* converts graphs into curves by traversing the graphs continuously and comparing the resulting curves using the Fréchet distance. In other words, it compares the traversal of a man on a graph with the traversal of his dog on part of the other graph while staying close to each other [1].

For the vertex placement of the simplified graph, we differentiate between *vertex-restricted*, *edge-restricted*, and *non-restricted* variants. In the vertex-restricted case, a simplified graph selects its vertices from a subset of the input vertices, while in the edge-restricted case it

selects a subset of points on any edge of the input graph. If a simplified graph selects its vertices from anywhere in the ambient space then it is a non-restricted simplification. A *subgraph-restricted* simplification is a special case of the vertex-restricted setting in which the simplified graph is a subgraph of the input graph. Another special case of the vertex-restricted setting is the *leaf-restricted* simplification which requires the degree-one vertices of the output to be identical to a subset of degree-one vertices of the input graph. This might be helpful in capturing the structure of the graph (see e.g. [1]). See Figure 1 to understand the relationships between the restrictions. We will explain the formal definition on this in the dedicated sections.

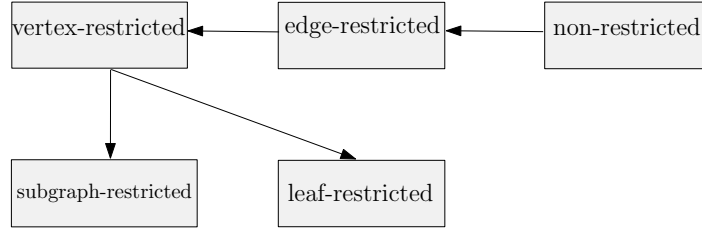


Figure 1: Three primary simplification variants above contain the two other secondary variants as depicted. An arrow from a variant A to a variant B of the problem implies that any solution to B can be a solution to A as well.

In principle, we call a variant of MCGS with restriction \mathcal{R} on the placement of vertices of the simplified graph that simplifies G_1 to a minimum-complexity simplified graph G_2 , applying the distance $\vec{D}(G_2, G_1)$ (from output G_2 to input G_1), an \mathcal{R} -restricted *min-complexity* G_1 - G_2 simplification under $\vec{D}(G_2, G_1) \leq \delta$. See Figure 2 for better understanding of different simplifications from input to output.

As mentioned earlier, the MCGS problem is clearly a very generic problem. The hardness of a problem variant or the efficiency of the algorithm for that variant depends critically on the choice of the distance D between the input and the output as well as the vertex-placement restriction. We wish to consider a certain type of distance measures between graphs that extends the minimum-link simplification problem under the Fréchet distance for curves in [15] to the one for graphs. While our main concern in this work is to take the geometry between the input and output graphs into account, by changing the input and output over graphs and trees we somehow give the user the choice of retaining the topology. This way we may control the topology between the input and output graphs unlike the other existing works that propose algorithmic treatment for maintaining the topology [9, 18].

There are various distances considered between graphs and trees in the literature such as “Graph edit distance” [6, 13], and “Contour tree distance” [5]. The former does not respect the continuity of the curves and the latter is also a generalization of the Fréchet distance to graphs, but NP-hard to compute between them. In this paper, we focus on two Fréchet-like distance measures between graphs and/or tree; the *graph distance* proposed in [1] and *traversal distance* in [2]. As shown in [1], the traversal distance is not greater than the graph distance. Throughout the paper, we use the term “graph distance” to refer to both weak and strong types, unless we specifically mention the type of the distance. A comparison of the traversal distance and graph distance can be found in Figure 3.

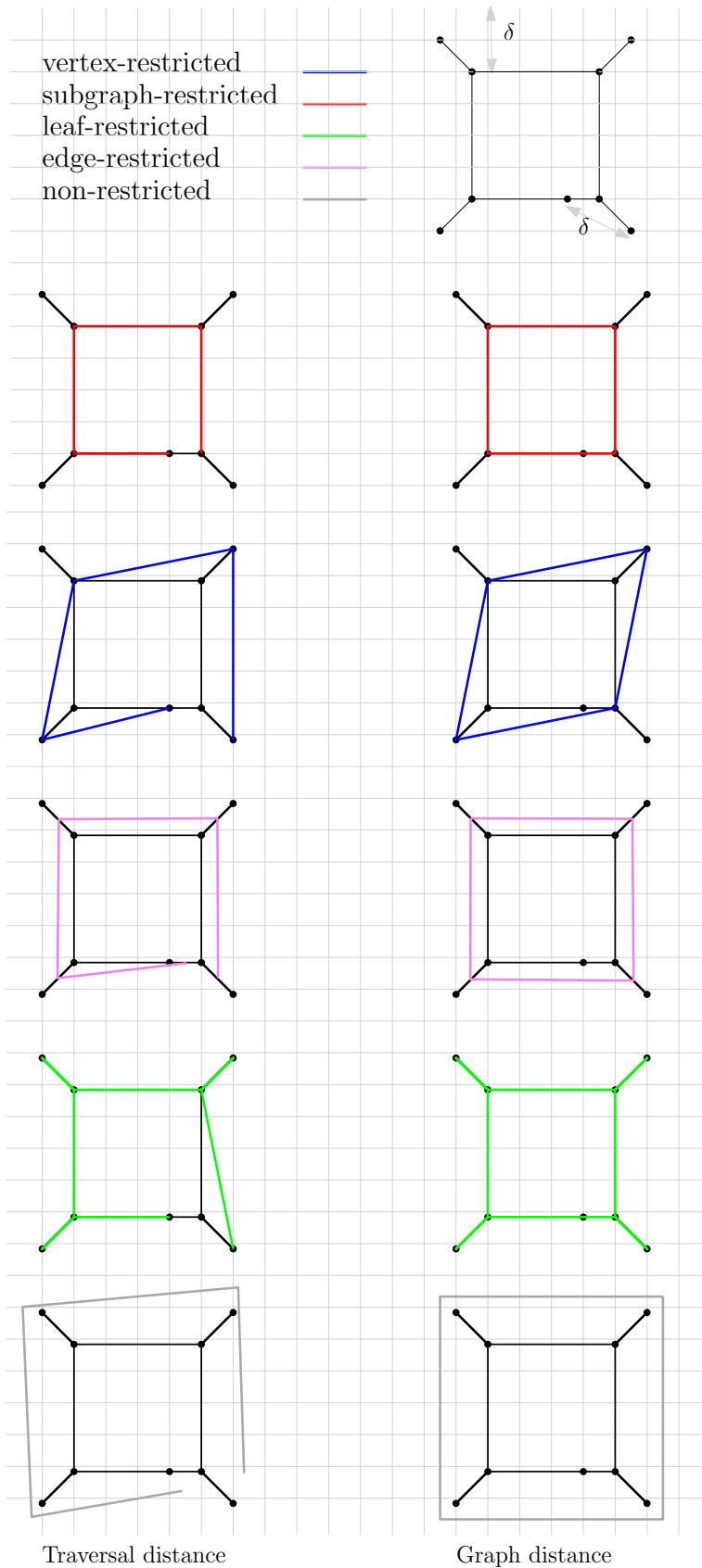


Figure 2: Minimum-Complexity simplification of a graph with different restrictions. Under the traversal distance the simplified graphs are curves in this example.

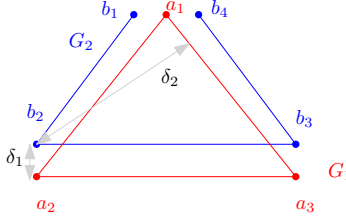


Figure 3: Under the optimal mapping $\mu : G_1 \rightarrow G_2$, where $\mu(a_1) = b_1$, $\mu(a_2) = b_2$, and $\mu(a_3) = b_3$, we have the graph distance equal δ_2 while the traversal distance equal δ_1 with $\delta_2 \gg \delta_1$.

2.1 Our results

Inspired by globally simplifying a curve in [15] we have restrictions on the placement of the vertices of the simplified graph. In this paper, we primarily study two restrictions; vertex- and edge-restricted. We first show that the vertex-restricted min-complexity tree-tree simplification under the traversal distance from input to output is NP-hard (Theorem 1). Although the NP-hardness of the same variant under the graph distance remains elusive, we give a fixed-parameter tractable algorithm that runs in $O(n^3\alpha^22^\alpha)$ time and $O(n^5 + n^3\alpha^22^\alpha)$ time under the weak and strong graph distances, respectively, from input to the output tree. Here, α is an implicit parameter that, roughly speaking, is the number of intersections between the simplified tree and the ball of radius δ around each vertex of the input tree (Theorem 6). As the vertex-restricted variant appears to be hard to admit a fully polynomial time algorithm

Restriction \ Distance	Distance		Assumptions
	Graph distance	Traversal distance	
Vertex-restricted	$O(n^5 + n^3\alpha^22^\alpha)$ (Thm. 6)	NP-hard (Thm. 1)	Tree-to-Tree Input \rightarrow Output
Edge-restricted	(Weakly) NP-hard (Thm. 17)	(Weakly) NP-hard (Thm. 17)	Graph-to-Graph Tree-to-Tree Input \rightarrow Output
Subgraph-restricted	NP-hard (Thm. 11)	?	Graph-to-Graph Input \rightarrow Output
Leaf-restricted	NP-hard (Thm. 12)	NP-hard (Thm. 12)	Tree-to-Tree Input \rightarrow Output
	$O(kn^5)$ (Thm. 16)	?	Tree-to-Tree Output \rightarrow Input

Table 1: Our results on the MCGS problem.

we take our investigation further to two related variants; subgraph- and leaf-restricted ones. We show that the subgraph-restricted minimum-complexity graph-to-graph simplification under the graph distance from input to output is also NP-hard (Theorem 11). We show that the leaf-restricted tree-tree simplification under both graph and traversal distances from input to output is NP-hard (Theorem 12). However, when the direction of the distance changes from output to input, while the leaves of the output must be identical to k leaves of

the input tree, we propose an $O(kn^5)$ time algorithm that uses $O(kn^2)$ space (Theorem 16). Although the two latter variants might be considered special cases, still the difficulty of the problem does not significantly change regardless of the distance measure we use. We take this investigation as part of our systematic study in this work and we believe that one can define other variants for which the problem admits efficient polynomial time algorithms. In the end, by a modification of the construction in [15] we show that the edge-restricted min-complexity graph-graph and tree-tree simplification under the graph and traversal distances becomes (weakly) NP-hard. This weakly NP-hardness result holds for all types of input and output graphs, i.e., graphs, trees, and curves (Theorem 17). See a summary of our results in Table 1.

Remark 1. *Although tree is a special case of graph, the NP-hardness for \mathcal{R} -restricted min-complexity graph-graph simplification does not immediately follow from the one for \mathcal{R} -restricted min-complexity tree-tree simplification since these two problems do not have the same type of output. The former outputs a graph but the latter necessarily outputs a tree.*

3 Preliminaries

We first begin with introducing curves and the Fréchet distance between them. Let $P = \langle p_1, p_2, \dots, p_n \rangle$ be a polygonal curve. We treat P as a continuous map $P : [1, n] \rightarrow \mathbb{R}^d$, where $P(i) = p_i$ for an integer i , and the i -th edge is linearly parameterized as $P(i + \lambda) = (1 - \lambda)p_i + \lambda p_{i+1}$. We write $P[s, t]$ for the subcurve between $P(s)$ and $P(t)$ and $\langle P(s)P(t) \rangle$ for the line segment connecting the two points. Given two curves $P : [1, n] \rightarrow \mathbb{R}^d$ and $Q : [1, m] \rightarrow \mathbb{R}^d$, the Fréchet distance between P and Q is defined as:

$$F(P, Q) = \inf_{f, g} \max_{t \in [0, 1]} \|P(f(t)) - Q(g(t))\|,$$

where $f : [0, 1] \rightarrow [1, n]$ and $g : [0, 1] \rightarrow [1, m]$ are continuous non-decreasing functions. If f and g are not non-decreasing functions, then the obtained distance is called *the weak Fréchet distance* denoted by $wF(P, Q)$. The *free space diagram* of the two curves P and Q of complexities of n and m , respectively, is denoted by $FSD_\delta(P, Q)$. This diagram consists of $(n - 1) \times (m - 1)$ cells in the domain $[1, n] \times [1, m]$.

For any $\delta > 0$, the free space diagram $FSD_\delta(P, Q)$ consists of *cells* and the boundary of each cell consists of four sides which each contains at most one *free space interval*. An interval is part of an edge of P that is within δ to a vertex of Q and vice versa. A *monotone path* from $(1, 1)$ to (n, m) that lies entirely within the free space corresponds to a pair of monotone re-parameterizations (f, g) that witness $F(P, Q) \leq \delta$. Alt and Godau showed that such a *reachable path* can be computed in $O(mn)$ time by propagating reachable points across free space cell boundaries in a dynamic programming manner [3]. See Figure 4 for an example of free space diagram for two curves.

Now let $G = (V, E)$ be a graph *immersed* in \mathbb{R}^d , where $V(G) = \{v_1, v_2, \dots, v_n\}$, v_i is embedded at a point $p \in \mathbb{R}^d$ for all $i \in \{1, \dots, n\}$, and each edge $e = \langle uv \rangle \in E(G)$ is also linearly parameterized. A continuous mapping $f : [0, 1] \rightarrow G$ is called a *traversal* of graph G if it is surjective, and a *partial traversal* of G if it is not necessarily surjective. Given two graphs G_1, G_2 immersed in \mathbb{R}^d , their *traversal distance* (introduced in [2]) is:

$$\vec{\delta}_T(G_1, G_2) = \inf_{f, g} \max_{t \in [0, 1]} \|f(t) - g(t)\|,$$

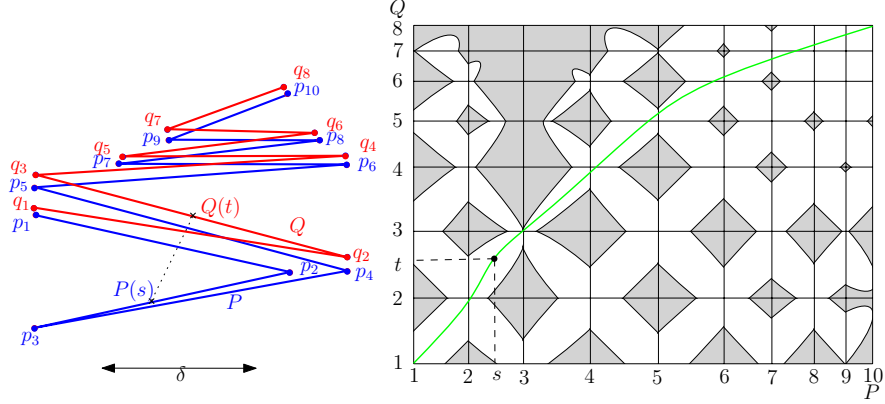


Figure 4: (s, t) is a free point on a reachable path in $\text{FSD}_\delta(P, Q)$. The free space is shown in white.

where $f : [0, 1] \rightarrow G_1$ is a traversal of G_1 , and $g : [0, 1] \rightarrow G_2$ is a partial traversal of G_2 .

Suppose μ is an arbitrary mapping from graph G_1 to graph G_2 that maps every vertex of G_1 to some point on G_2 . In other words $\mu(v) = p$ for all $v \in V(G_1)$ and $p \in G_2$. Given an edge $\langle uv \rangle \in E(G_1)$, with a slight abuse of the notation, we have $\mu(e) = \mathcal{P}$, where $e = \langle uv \rangle$, and \mathcal{P} is a path starting at $\mu(u)$ and ending at $\mu(v)$ on G_2 . Now a *graph mapping* (introduced in [1]) is a function $\mu : G_1 \rightarrow G_2$ that (1) maps each vertex $v \in V(G_1)$ to a point $\mu(v)$ on an edge of G_2 , and (2) maps each edge $e = \langle uv \rangle \in E(G_1)$ to a simple path $\mu(e)$, from $\mu(u)$ to $\mu(v)$, in G_2 . The *directed (strong) graph distance* between G_1 and G_2 is:

$$\overrightarrow{\delta}_G(G_1, G_2) = \inf_{\mu: G_1 \rightarrow G_2} \max_{e \in E(G_1)} F(e, \mu(e)).$$

Note that the path between $\mu(u)$ and $\mu(v)$ in G_2 may not exist which results in $F(e, \mu(e)) = \infty$. This case can occur if G_2 is disconnected. The *directed (weak) graph distance* denoted by $\overrightarrow{\delta}_{wG}$ is obtained by replacing the F with wF in the definition.

4 Vertex-Restricted Tree-Tree Simplification under the Traversal Distance

In this section we show that the vertex-restricted min-complexity tree-tree simplification under the traversal distance from input to output is NP-hard. Our reduction is from the *minimum dominating set of unit disk graph* (MDSUDG) problem: given a unit disk graph $G = (V, E)$ in the plane with $P = V(G)$ and $n = |P|$, the MDSUDG problem asks for a set $S \subseteq P$ of minimum size such that every vertex in $P - S$ is adjacent to at least one vertex in S . The MDSUDG problem is known to be NP-hard [8]. Our reduction takes an instance of MDSUDG and converts it to T in \mathbb{R}^2 that is somewhat a star graph: Let $\delta = 1$ and let B be the smallest axis-parallel box that contains all unit disks around vertices in $P = \{p_1, \dots, p_n\}$. Let $P' = \{p'_1, \dots, p'_n\}$ be the set of vertices that are obtained by vertically translating the vertices in P upward. The obtained translated vertex set is denoted by P' . Note that the length of the translation dominates 1 significantly. We draw a straight-line segment between every vertex in P and its corresponding translated vertex in P' . Aside from the vertices in

$P \cup P'$ we have some other vertex w where every vertex in P' is connected through a path to it. Such a path is called *bottleneck path*. We similarly define box B' with respect to the point set $P' \cup \{w\}$. For the rest of the reduction we have the following construction in box B' :

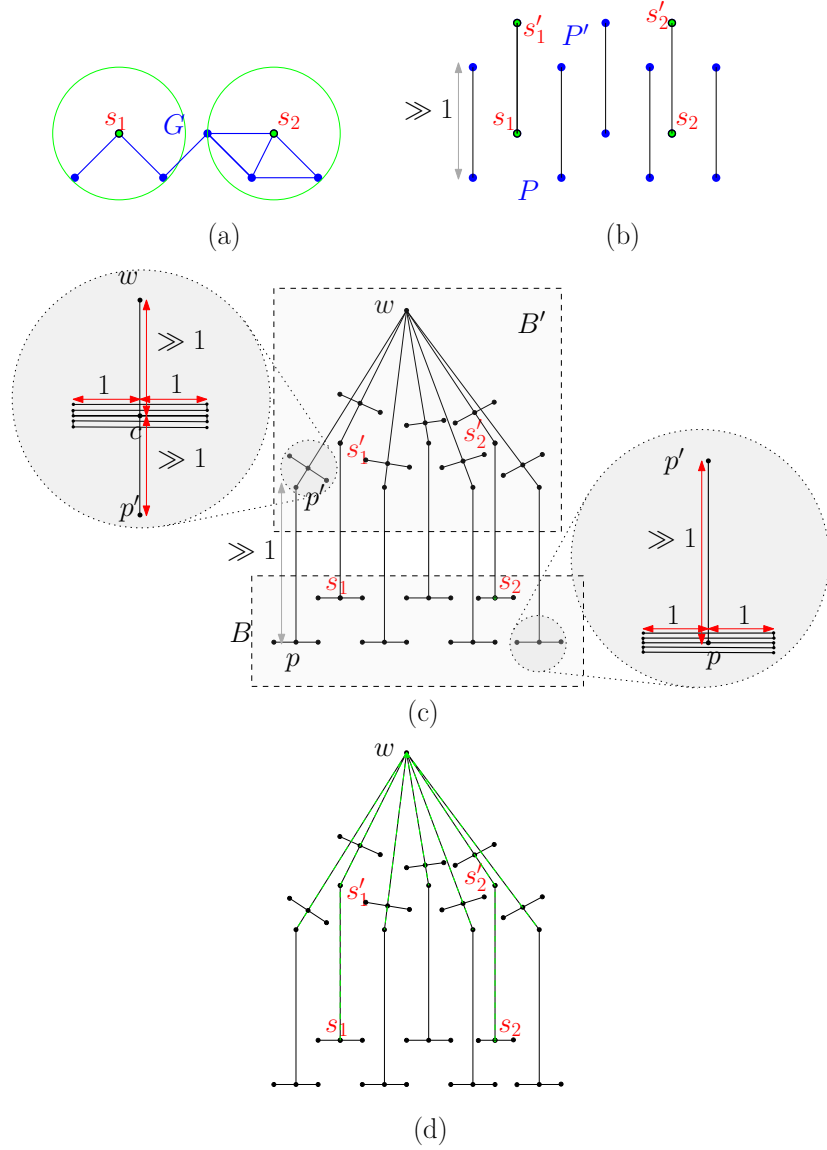


Figure 5: (a) The unit disk graph G . Here $\{s_1, s_2\}$ is a minimum dominating set for G . (b) The original point set P at the bottom, which is identical to the vertex set of G , and the translated point sets P' at the top. (c) The reduction tree, and the bottleneck paths. Any simplified link should pass through the center of the twist (the edges of the zigzag edges are distorted vertically for a better presentation). (d) T is presented in black solid line, and T' shown in green dashed line.

Bottleneck path: A path consisting of a *straight* edge between $p' \in P'$ and w , and a set of edges perpendicular onto the straight-line edge that are called *zigzag* edges. The zigzag edges and straight edge intersect each other at a vertex called the *center* c of the bottleneck path, thus the straight edge is broken down into two edges, i.e., $\langle p'c \rangle$ and $\langle cw \rangle$. The length of the zigzag edges is 2, where the left endpoint of the edge is at distance 1 to the center and the right endpoint of it is at distance 1 to the center as well. The length of each straight edge $\langle p'c \rangle$ and $\langle cw \rangle$ is significantly larger than 1.

The center c is clearly a vertex of degree 4 (see Figure 5). This way any link simplifying the bottleneck path between p'_i and w , has to pass through the center of the path and does not simplify another bottleneck path between p'_j and w at the same time with $j \neq i$. In other words, a simplified tree has exactly n links connecting w to all p'_i . The only remaining part is to place the centers and w in a way that none of the pairs of paths ending at w overlay onto each other and therefore cause to simplify multiple bottleneck path using one link. This can be done in polynomial time by not locating w on the line supporting p and p' for all $p, p' \in P \cup P'$. Finally we place the same zigzag edges on each $p \in P$. This restricts our simplified tree's leaves not to end at the leaves of T but at the center of the zigzag edges that are originally the vertices in P . The following theorem proves that there exists a dominating set of size k if and only if there exists a simplified tree with $n + k$ edges.

Theorem 1. *Let T be a tree in \mathbb{R}^2 with n vertices, and $\delta > 0$. Computing a vertex-restricted min-complexity tree-tree simplification T' under $\overrightarrow{\delta}_T(T, T') \leq \delta$ is NP-hard.*

Proof. By construction $\delta = 1$. Let the man walk on T and his dog walk on the prospective T' such that they stay within distance 1 from each other which implies that $\overrightarrow{\delta}_T(T, T') \leq 1$. Recall that the man should traverse the entire T . Let $k > 0$ be an integer as the decision parameter to the decision version of MDSUDG, and suppose there exists a dominating set $S = \{s_1, \dots, s_m\}$ of the vertices in a unit disk graph G , i.e., $P = V(G)$. Analogously, let $S' = \{s'_1, \dots, s'_m\}$ be the dominating set of the unit disk graph induced by vertices in P' . In other words, there is a set of unit disks $\mathcal{D} = \{D_1, \dots, D_m\}$ covering the entire points in S where the centers of these disks are the vertices in S .

Suppose there is a dominating set of size at most k , i.e., $m \leq k$. We show there exists a min-complexity simplified tree T' whose number of edges is at most $n + k$. We break down the man and dog's walks into the two following stages:

(i) Box B' : By construction T' has to select its edges as $\langle wp'_i \rangle$ where $p'_i \in P'$ for all $1 \leq i \leq n$. The man and dog have identical walks on each straight edge $\langle wp'_i \rangle$. For the zigzag edges, the dog stays at the center c of the bottleneck path and the man traverses all zigzag edges and arrives at the center. Then he continues his walk along with the dog. Thus, T' has n links so far.

(ii) Box B and B' : For the rest of the simplification, T' selects the edges $\langle s'_i s_i \rangle$, for all $1 \leq i \leq m$. In this case, the man and dog have similar walks on the path starting at s'_i and ending at s_i . The dog stays on s_i and the man walks through the zigzag edges and ends the walk on s_i as well. However, for each path starting at w and ending at p , where $p \in D_i$, the man and dog both reach w at the same time, then the dog returns to s_i and the man goes to p only through the straight edge while staying closest to the dog and not going through the zigzag edges this time (the man has gone through the zigzag edges already as part of his walk in box B' , first stage). Note that this walk is possible since the two paths with straight edges from w to s_i and from w to p are within distance at most 1 from each other. Therefore T' has m more edges, thus overall $n + m \leq n + k$ edges.

Now suppose that there exists a minimum-complexity simplified tree T' with the number of edges $n + m$ with $m \leq k$. We show that there exists a dominating set $S = \{s_1, \dots, s_m\}$ for G with $m \leq k$. First note that T' selects at least one edge per bottleneck path in box B' by construction, thus at least n edges in box B' overall. The remaining argument is for the edges of T' and the edges $\langle pp' \rangle \in T$ for all $p \in P$ and $p' \in P'$ in box B . We should show that if T' selects at most m edges in box B such that the traversal distance between the edges in T' and T in box B is at most 1, then there is a dominating set $S = \{s_1, \dots, s_m\}$ for G with $m \leq k$. Suppose that T' selects $\{a_1, \dots, a_m\} \subseteq P$. Since the dog should walk on a_i , with $i = 1, \dots, m$, the only possible vertices of T for the man to walk on is $v \in D_i$. This means that there exists a set of unit disks $\{D_1, \dots, D_m\}$ that covers all vertices in P which corresponds to a dominating set of size $m \leq k$ for G . This completes the proof. \square

Remark 2. *The construction proposed in the proof of Theorem 1 may not apply to the case under graph distance from T to T' . Let μ be the mapping realizing $\overrightarrow{\delta}_G(T, T') \leq 1$. Since we need one edge per bottleneck path we have $\mu(c) = c$, and $\mu(w) = w$. For the points in P' we take $\mu(p') = s'_i$ for all $i = 1, \dots, m$ and all $p' \in D_i$. Under such a mapping μ , we have $F(\langle p'c \rangle, \mathcal{P}) > 1$, since $\|c - w\| > 1$, and $\|s'_i - w\| > 1$, where \mathcal{P} is the path starting at $\mu(p') = s'_i$ and ending at $\mu(c) = c$. Therefore $\overrightarrow{\delta}_G(T, T') > 1$, and the construction fails.*

5 Vertex-Restricted Tree-Tree Simplification under the Graph Distance

In this section, we give a fixed parameter polynomial-time algorithm for vertex-restricted minimum-edge tree-tree simplification under graph distance from input to output. throughout the section we assume that T is a rooted tree. The key idea is to consider the free space diagram between all edges of the input tree and all edges of the complete graph G induced by the vertices of T . We denote this free space diagram between G and T by $\text{FSD}_\delta(G, T)$. Then the optimal solution is a subtree of G using a minimum number of vertices in G such that there is a reachable path between each edge of T and a subpath in G across the respective free space diagram. Here, $\overrightarrow{\delta}_G$ can be either the strong or the weak graph distance, so we describe our generic algorithm which works for both versions of the graph distance. Note that for a given tree T and a graph G deciding whether $\overrightarrow{\delta}_G(T, G) \leq \delta$ takes polynomial time [1]. Since the graph here is the complete graph whose edges are shortcuts (straight-line segments) between every pair of vertices in T , it is not hard to see that there is always a tree $T' \subset G$ for which $\overrightarrow{\delta}_G(T, T') \leq \delta$. This raises the question of whether one can compute a minimum-edge $T' \subset G$ such that $\overrightarrow{\delta}_G(T, T') \leq \delta$ or not.

We first compute the free space between every edge in T and the entire graph G . Such a free space is called chunk. We then connect different chunks together with respect to the adjacency of edges in T . We then find a reachable path throughout $\text{FSD}_\delta(G, T)$ that crosses the minimum number of vertices in G . Given a tree $T = (V, E)$ in \mathbb{R}^d , we define the *shortcut graph* of T as $G = G(T) = (V(G), E(G))$, where $V(G) = V(T)$ and $E(G) = \{\langle uv \rangle \mid u, v \in V_G\}$. Each edge $e = \langle uv \rangle \in E(G)$ is linearly parameterized. The parameter space of G is $E(G) \times [0, 1]$ and the parameter space of T is $E(T) \times [0, 1]$.

Now, let $\delta > 0$, and consider the joint parameter space $E(T) \times [0, 1] \times E(G) \times [0, 1]$ of T and G . Any $(e, \lambda, e', \gamma) \in E(T) \times [0, 1] \times E(G) \times [0, 1]$ is called *free* if $\|e(\lambda) - e'(\gamma)\| \leq \delta$, and the union of all free points are referred to as the *free space*. A chunk is comprised of two

main components: (1) spine; the free space between an edge in T and a vertex in G , and (2) slice; the free space between a vertex in T and the entire graph G ; see Figure 6. For any $v \in V(T), v' \in V(G), e \in E(T)$ and $e' \in E(G)$ we call $\text{SP}(v') = e \times [0, 1] \times v'$ a *spine*, and $\text{SL}(v) = \cup_{e' \in E(G)} v \times e' \times [0, 1]$ a *slice*. We also denote the free space within a spine, and a slice as:

$$\text{SP}_\delta(v') = \{(\lambda, v') \mid 0 \leq \lambda \leq 1, \|e(\lambda) - v'\| \leq \delta\},$$

and:

$$\text{SL}_\delta(v) = \{(v, \gamma) \mid 0 \leq \gamma \leq 1, \|v - e'(\gamma)\| \leq \delta\},$$

respectively. For an edge $e = \langle uv \rangle \in E(T)$, it holds that $\text{SL}(u), \text{SL}(v) \subset \text{FSD}_\delta(e, G)$ and $\text{SL}(u)$ is a subset of all free spaces with respect to edges in T incident on u .

Definition 2. For every $v \in V(T)$, a free space interval $I \in \text{SL}_\delta(v)$ is called elementary if I lies completely within $v \times e' \times [0, 1]$, for some $e' \in E(G)$; see Figure 6.

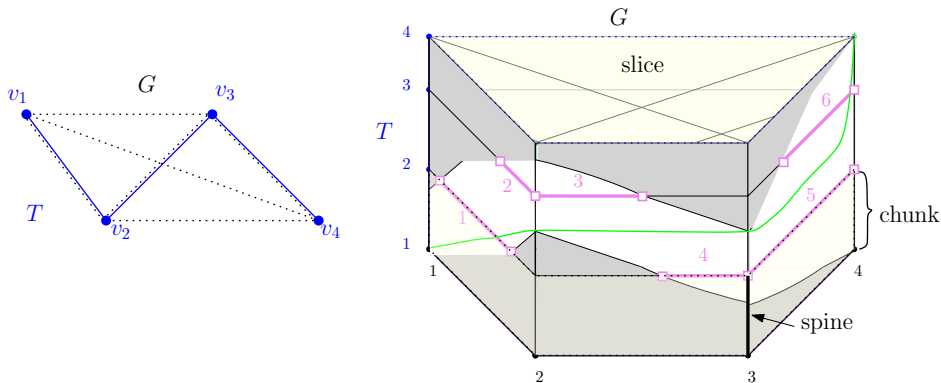


Figure 6: An example of a tree, its complete graph in dotted line, and the free space surface between them. There are six elementary intervals in the free space surface. A reachable path highlighted in green uses a minimum number of spines (vertices of G) while traversing all the edges in T .

Our aim is to propose a dynamic programming algorithm for this problem. Before we get to the algorithm we need to introduce some notions. Let T be a rooted tree. In this setup every vertex $v \in V(T)$ is the parent of a set of vertices if (1) v is the neighbor of the vertices, and (2) takes fewer vertices on T to reach the root of T . The main idea of our algorithm is to start constructing optimal trees rooted at elementary intervals of $\text{SL}_\delta(v)$ for all $v \in V(T)$, where v is a leaf and then propagate the minimum-link rooted subtrees bottom-up towards the root in a dynamic programming fashion. For this, we associate a cost function $\psi : [0, 1] \rightarrow \mathbb{N}$ with each elementary interval I , where $\psi(I)$ is the number of vertices in a minimum-vertex simplified subtree rooted at I . When a simplified tree T' is rooted at an elementary interval $I \in \text{SL}_\delta(u)$ it means that T' simplifies the subtree of T rooted at u , and the mapping realizing $\vec{\delta}_G(T, T') \leq \delta$ matches u to a point $x \in I$. Let T'_I denote a simplified tree rooted at I , and let $W(T'_I)$ be the *weight* of T'_I that indicates the number of vertices on it. Clearly, for an $I \in \text{SL}_\delta(u)$, $\psi(I) = \min_{T'_I} W(T'_I)$.

We also extend our notations as follows: Suppose in a rooted tree T , u is the parent of v in T and $\text{Children}(u) = \{v_1, \dots, v_k\}$ is the set of children of u and correspondingly $\text{Parent}(v_i) = u$, for all $i = 1, \dots, k$.

Each $\text{SL}_\delta(v_i)$ consists of a set of elementary intervals, for all $i \in \{1, \dots, k\}$. Note that an elementary interval might belong to different sets of elementary intervals associated with different slices. In other words, each $\text{SL}_\delta(v_i)$, for all $i \in \{1, \dots, k\}$, has a set of elementary intervals as depicted in Figure 6 and an elementary interval I can belong to $\{\text{SL}_\delta(v_{i_1}), \dots, \text{SL}_\delta(v_{i_m})\}$ where $\{i_1, \dots, i_m\} \subseteq \{1, \dots, k\}$. At this point, we say that $I \in \text{SL}_\delta(v_j)$ covers a subset of vertices $\{v_{i_1}, \dots, v_{i_m}\}$ where $\{i_1, \dots, i_m\} \subseteq \{1, \dots, k\}$, and we denote this by $C(I) = \{v_{i_1}, \dots, v_{i_m}\}$ for some $j \in \{1, \dots, k\}$. Suppose $\mathcal{I}^* = \{I_1, \dots, I_\ell\}$ is the universal set of all elementary intervals over all $\text{SL}_\delta(v_i)$ for all $i \in \{1, \dots, k\}$. For any $I \in \text{SL}_\delta(u)$ where u is not a leaf in $V(T)$, we propose the following recursive formula:

$$\psi(I) = \min_{\mathcal{I} \subseteq \mathcal{I}^*} \sum_{I' \in \mathcal{I}} (\psi(I') + \kappa(I', I)), \quad (1)$$

where \mathcal{I} ranges over all subsets of \mathcal{I}^* such that $\bigcup_{I \in \mathcal{I}} C(I) = \text{Children}(u)$, i.e., all elementary intervals in \mathcal{I} together cover all vertices in $\text{Children}(u)$. Here, $\kappa(I, I')$ is the number of vertices in a minimum-edge reachable path between $I \in \text{SL}_\delta(u)$ and $I' \in \text{SL}_\delta(v_i)$ in $\text{FSD}_\delta(e, G)$ where $e = \langle uv_i \rangle$. In other words, $\kappa(I, I')$ is the minimum number of spines (vertices in G) that a reachable path has to cross to reach I' starting at some point in I . If u is a leaf then $\psi(I) = 1$.

We are now ready to prove the correctness of the formula:

Lemma 3 (Correctness). *Let $I \in \text{SL}_\delta(u)$ for some $u \in V(T)$. Then the recursive formula (1) correctly computes $\psi(I)$.*

Proof. We prove by induction. First we consider the case where u is a leaf in T as the inductive base. Let μ be a mapping realizing $\overrightarrow{\delta}_G(T, T') \leq \delta$. For the sake of minimality of T'_I there should only be one point $p \in I$ such that $\mu(u) = p$. Therefore T'_I is a single-vertex tree and $1 \leq \psi(I) \leq W(T'_I) = 1$.

Now we consider the case where u is not a leaf in T . Suppose that T_I^* is an optimal simplified tree rooted at I . Observe that T_I^* passes through a set of elementary intervals $\mathcal{I} \subseteq \mathcal{I}^*$ covering all vertices in $\text{Children}(u)$. Therefore the number of vertices of T_I^* is equal to the sum of the weights of subtrees rooted at each interval I' in \mathcal{I} and the weights of simple paths P connecting each of those intervals to I :

$$\psi(I) = \min_{T'_I} W(T'_I) = W(T_I^*) = \sum_{I' \in \mathcal{I}} (W(T_{I'}^*) + W(P(I', I))).$$

Note that $W(P(I', I)) = \kappa(I', I)$ otherwise T_I^* would no longer be optimal. Also we know that $W(T_{I'}^*) = \psi(I')$ by the inductive hypothesis. Thus we have:

$$\psi(I) = W(T_I^*) = \sum_{I' \in \mathcal{I}} (\psi(I') + \kappa(I', I)).$$

Realize that \mathcal{I} is a subset of \mathcal{I}^* for which the expression $\sum_{I' \in \mathcal{I}} (\psi(I') + \kappa(I', I))$ is minimum compared to other subsets of \mathcal{I}^* due to the optimality of T_I^* . Therefore:

$$\psi(I) = W(T_I^*) = \min_{\mathcal{I} \subseteq \mathcal{I}^*} \sum_{I' \in \mathcal{I}} (\psi(I') + \kappa(I', I)),$$

as desired. □

We now present our dynamic programming algorithm in more detail as follows: Similar to [1], we first compute the connected components of all vertices in T (the part of G lying within the balls of radius δ around the vertices of T). For two neighboring vertices u and v , we prune all invalid paths between u and v in G for which the Fréchet distance to $e = \langle uv \rangle$ is greater than δ . This gives us a pruned graph G' . Now we construct $\text{FSD}_\delta(G', T)$ and define the slices with respect to G' and T . We perform a BFS search on T starting at the root and store the vertices into an auxiliary stack S in the order they are being encountered along the search. If a vertex u is a leaf in T then we set $\psi(I) = 1$ for all $I \in \text{SL}_\delta(u)$ and $\psi(I) = \infty$, otherwise. Once we processed all the vertices in T , we pop the vertices from S . For every popped vertex u and every elementary interval $I \in \text{SL}_\delta(u)$, we compute $\psi(I)$ using the recursive formula. We repeat the process until we reach the root r and I , for all $I \in \text{SL}_\delta(r)$. In the end, we backtrack and find those elementary intervals in $\text{FSD}_\delta(G', T)$ that contain the minimum ψ values. The vertices of the simplified tree are the endpoints of those intervals that end (or start) at their neighboring spines.

Lemma 4. *Constructing G' takes $O(n^3)$ under the weak graph distance and $O(n^5)$ under the strong graph distance.*

Proof. According to Lemma 4 in [1], pruning all invalid paths in G takes $O(|E(T)| \cdot |E(G)|)$ under the weak graph distance and $O(|E(T)| \cdot |E(G)|^2)$ under the strong graph distance. Since $|E(T)| = |V(T)| - 1 = n - 1$, and $|E(G)| = |V(T)|^2 = n^2$, therefore the upper bounds can be obtained. \square

Lemma 5. *For every $I \in \text{SL}_\delta(u)$ and $I' \in \text{SL}_\delta(v)$ where $v \in \text{Children}(u)$, there exists a procedure that computes $\kappa(I, I')$ in $O(n^2)$ time under both the weak and strong graph distances.*

Proof. Given two start and end points I and I' , $\kappa(I, I')$ can be computed by finding the shortest path in $\text{FSD}_\delta(G', T)$ between I and I' that crosses the minimum number of spines, if it exists. If such a path does not exist then we set $\kappa(I, I') = \infty$. This corresponds to computing the shortest path in G' starting at a point in I' and ending at some point in I . Computing the shortest path only takes $O(|V(G')| + |E(G')|) = O(n^2)$ using a BFS search in G' for both distances. Therefore, the total runtime under both weak and strong graph distances is $O(n^2)$. \square

Theorem 6 (Runtime). *Let T be a tree in \mathbb{R}^d with n vertices and $\delta > 0$. There exists an algorithm that computes a vertex-restricted min-complexity simplified tree T' in $O(\alpha^2 2^\alpha n^3)$ and $O(n^5 + \alpha^2 2^\alpha n^3)$ times fulfilling $\overrightarrow{\delta}_{wG}(T, T') \leq \delta$ and $\overrightarrow{\delta}_G(T, T') \leq \delta$, respectively, where α is the maximum number of elementary intervals over all slices in $\text{FSD}_\delta(G', T)$.*

Proof. Let $\mathcal{T}(n)$ be the runtime for constructing G' . Depending on the type of the weak or strong graph distance, $\mathcal{T}(n)$ can be different according to Lemma 4. At the beginning part of our dynamic program, the BFS search on the vertices of T together with the stack operations takes $O(n)$ time overall. Now it only remains to show the runtime of computing the recursive formula $\psi(I)$ per $I \in \text{SL}_\delta(u)$ when u is not a leaf in T . Recall that $\mathcal{I}^* = \{I_1, \dots, I_\ell\}$ is the set of all elementary intervals over all $\text{SL}_\delta(v_i)$ for all $i \in \{1, \dots, k\}$. Given a universal set $\text{Children}(u) = \{v_1, \dots, v_k\}$, computing all sets $\mathcal{I} \subseteq \mathcal{I}^*$ covering the entire universal set

$\text{Children}(u)$ together with minimum cost of $\sum_{I' \in \mathcal{I}} (\psi(I') + \kappa(I', I))$, where every $I \in \mathcal{I}$ consists of a subset of $\text{Children}(u)$, is equivalent to solving the WEIGHTED SET-COVER problem. A brute-force algorithm takes $O(k2^\ell)$ to compute all sets $\mathcal{I} \subseteq \mathcal{I}^*$ covering the entire universal set $\text{Children}(u)$ per $I \in \text{SL}_\delta(u)$. Note that the runtime of the procedure computing $\kappa(I, I')$ is already $O(n^2)$ (Lemma 5). Thus computing the formula per I takes $O(k2^\ell n^2)$ so far. Having ℓ intervals like I in $\text{SL}_\delta(u)$ and n vertices like u to process, yields the total runtime of $O(\mathcal{T}(n) + k\ell 2^\ell n^3)$.

Now suppose the number of intersections between the edge set of G' and ball of radius δ around u is at most α , i.e., the maximum number of elementary intervals over all slices of $\text{FSD}_\delta(G', T)$. Realize that since there is always an optimal solution to the problem, so there is at least one elementary interval on every slice in $\text{FSD}_\delta(G', T)$ and thus $\alpha \geq 1$. On the other side, $\alpha \leq |E(G')| \leq |E(G)| = \frac{n(n-1)}{2}$, by definition, therefore $\alpha \in [1, \frac{n(n-1)}{2}]$. Note that the number of children of u is also at most α , i.e., $k \leq \alpha$. On the other hand, the number of elementary intervals $I \in \text{SL}_\delta(u)$ is at most α hence $\ell \leq \alpha$ as well. Therefore in this case, the total runtime is $O(\mathcal{T}(n) + \alpha^2 2^\alpha n^3)$. Overall, the total runtime under the weak graph distance would be:

$$T(n) = O((1 + \alpha^2 2^\alpha) n^3) = O(n^3 \alpha^2 2^\alpha),$$

since $\alpha \geq 1$. The runtime under the strong graph distance would also be:

$$T(n) = O(n^5 + \alpha^2 2^\alpha n^3).$$

This completes the proof. □

6 Subgraph-Restricted Graph-Graph Simplification under the Graph Distance

In this section we prove that computing the subgraph-restricted minimum-complexity simplification under $\vec{\delta}_G(G, G') \leq \delta$ is NP-hard. Throughout the section we assume that the simplified graph is connected as well as the input graph. We reduce from a specific variant of MAX-2SAT problem which is defined as follows: Given a set of variables $X = \{X_1, X_2, \dots, X_n\}$ and a CNF-SAT formula \mathcal{F} consisting of m disjunctive clauses each with at most two variables (including the negation), find an assignment $\{T, F\}^n$ to the variables in X such that the number of satisfied clauses is maximum. The decision version of this problem, MAX-2SAT(X, \mathcal{F}, k), takes an integer $k > 0$ as an argument and asks whether there exists an assignment A to X under which the number of satisfied clauses in \mathcal{F} is at least k or not.

Definition 7 (Variable Graph). *Given a formula \mathcal{F} , a variable graph $G_{\mathcal{F}}$ is a graph whose nodes are the variables in \mathcal{F} . Two nodes are connected by an edge if the respective variables of the nodes belong to the same clause in \mathcal{F} .*

A MAX-2SAT problem is said to be BIPARTITE-MAX-2SAT if the variable graph of its formula forms a bipartite graph. We first prove that BIPARTITE-MAX-2SAT is NP-hard and then we make our main reduction from BIPARTITE-MAX-2SAT to prove that the problem of interest is NP-hard as well.

Lemma 8. BIPARTITE-MAX-2SAT is NP-hard.

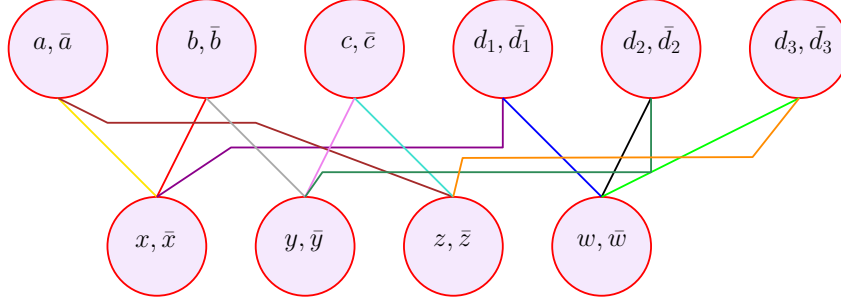


Figure 7: The variable graph of the new clause \mathcal{F}_C forms a bipartite graph.

Proof. We prove this by a reduction from 3-SAT. Consider an instance of 3-SAT, which consists of a CNF formula \mathcal{F} in which all clauses have at most 3 variables. We will construct another formula for BIPARTITE-MAX-2SAT whose clauses have at most two variables and its variable graph is a bipartite graph (see Figure 7). Let $C = (x \vee y \vee z)$ be an arbitrary clause in \mathcal{F} . We replace C with 16 clauses yielding the formula \mathcal{F}_C as follows:

$$\begin{aligned} \mathcal{F}_C = & (\bar{x} \vee a) \wedge (\bar{x} \vee \bar{b}) \wedge (\bar{y} \vee b) \wedge (\bar{y} \vee \bar{c}) \wedge (\bar{z} \vee c) \wedge (\bar{z} \vee \bar{a}) \\ & \wedge (\bar{w} \vee d_1) \wedge (\bar{w} \vee d_2) \wedge (\bar{w} \vee d_3) \\ & \wedge (x \vee \bar{d}_1) \wedge (y \vee \bar{d}_2) \wedge (z \vee \bar{d}_3) \\ & \wedge (x) \wedge (y) \wedge (z) \wedge (w), \end{aligned}$$

where $a, b, c, w, d_1, d_2, d_3$ are additional variables, and $k = 13m$. The transformed instance \mathcal{F}' is the conjunction of all \mathcal{F}_C for all clauses C in \mathcal{F} . We have the following cases:

- If $x = y = z = \top$, we know that at most 3 of the clauses $(\bar{x} \vee a) \wedge (\bar{x} \vee \bar{b}) \wedge (\bar{y} \vee b) \wedge (\bar{y} \vee \bar{c}) \wedge (\bar{z} \vee c) \wedge (\bar{z} \vee \bar{a})$ can be satisfied, no matter which values are assigned to a, b, c . By setting $w = d_1 = d_2 = d_3 = \top$ we have at most 13 clauses of \mathcal{F}_C satisfied.
- If $x = y = \top, z = \text{F}$, by setting $a = \top, b = \top$ and $c = \text{F}$ we have 5 of the clauses $(\bar{x} \vee a) \wedge (\bar{x} \vee \bar{b}) \wedge (\bar{y} \vee b) \wedge (\bar{y} \vee \bar{c}) \wedge (\bar{z} \vee c) \wedge (\bar{z} \vee \bar{a})$ satisfied. Now if we set $d_1 = d_2 = w = \text{F}$ we will have 7 more clauses satisfied. Choosing either $d_3 = \top$ or $d_3 = \text{F}$ only yields one more satisfied clause, therefore we have at most 13 clauses in \mathcal{F}_C satisfied.
- If $x = \top, y = z = \text{F}$, by setting $a = \top$ and $b = \text{F}$ we have all the 6 clauses $(\bar{x} \vee a) \wedge (\bar{x} \vee \bar{b}) \wedge (\bar{y} \vee b) \wedge (\bar{y} \vee \bar{c}) \wedge (\bar{z} \vee c) \wedge (\bar{z} \vee \bar{a})$ satisfied. Now if we set $d_1 = w = \text{F}$ we will have 5 more clauses satisfied. Choosing any values for d_2 and d_3 only adds two more satisfied clauses. Therefore we have at most 13 clauses satisfied.
- If $x = y = z = \text{F}$, regardless setting any values to a, b, c , we have always all the 6 clauses $(\bar{x} \vee a) \wedge (\bar{x} \vee \bar{b}) \wedge (\bar{y} \vee b) \wedge (\bar{y} \vee \bar{c}) \wedge (\bar{z} \vee c) \wedge (\bar{z} \vee \bar{a})$ satisfied. Now setting $w = d_1 = d_2 = d_3 = \text{F}$ we have at most 6 other clauses satisfied. Therefore, at most 12 clauses of \mathcal{F}_C are satisfied.

Now suppose there exists an assignment satisfying all m clauses in \mathcal{F} . We have to show that \mathcal{F}' has at least $k = 13m$ clauses satisfied. If m clauses in \mathcal{F} are satisfied, since each clause

C in \mathcal{F} is substituted with 16 clauses \mathcal{F}_C and 13 of them are satisfied (since C is satisfied according to above cases), then $k = 13m$ of them are satisfied overall.

Now for the other direction, assume that m'_s clauses in \mathcal{F}' are satisfied and $m'_s \geq k = 13m$. Let m_s be the number of clauses satisfied in \mathcal{F} . For the sake of contradiction, assume that $m_s < m$. Then we have $13m \leq m'_s = 13m_s + 12(m - m_s) = m_s + 12m < 13m$ which is a contradiction. \square

We are now ready to present our main reduction from BIPARTITE-MAX-2SAT to the minimum-complexity graph-graph simplification problem.

The reduction: Set $\delta = 1$ and construct a graph G from $G_{\mathcal{F}}$ as follows: G consists of two types of gadgets; *variable* and *clause* gadgets. A variable gadget X_i has two vertices T_i and F_i representing the two possible assignments to X_i .

A binary clause gadget of $(X_i \vee X_j)$ connects two pairs of vertices of two variable gadgets using paths passing through some *hook* vertex h that is located far away from the variables. The hook vertex controls the number of links such that a clause gadget can be simplified using exactly two edges if its corresponding clause is satisfied, and three edges otherwise, under the corresponding assignment to the variables in the clause. There are four interior vertices connected to the hook that are located close enough, by distance ϵ , to each other, where $0 < \epsilon \ll \delta = 1$. The *length* of the clause gadget is L_{ij} that is the difference between the y -coordinates of the two variable gadgets. Here we also set $L_{ij} \gg 1$. See Figure 8 for further illustration on two types of clause gadgets.

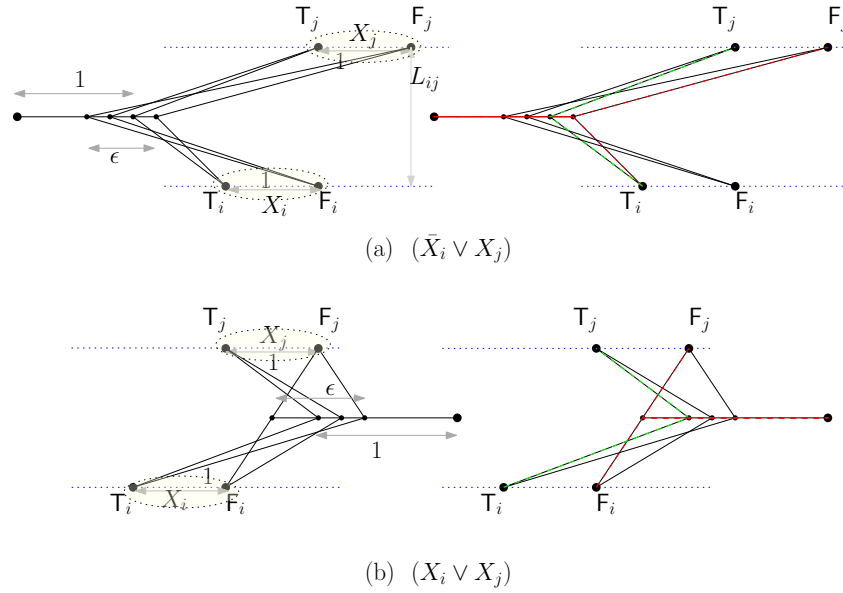


Figure 8: The clause gadgets. (a) is a clause gadget for $(\bar{X}_i \vee X_j)$. Note that a 2-edge path, in green, from T_i to T_j simplifies the gadget while satisfying the corresponding clause. A tree with 3 edges from T_i to F_j , in red, which corresponds to an assignment that does not satisfy the clause. (b) is a clause gadget for $(X_i \vee X_j)$, thus using the 2-link path from F_i to F_j requires an additional link. Here, $\epsilon > 0$ is a sufficiently small real number. The constructions for $(X_i \vee \bar{X}_j)$ and $(\bar{X}_i \vee \bar{X}_j)$ are symmetric to case (a) and case (b), respectively.

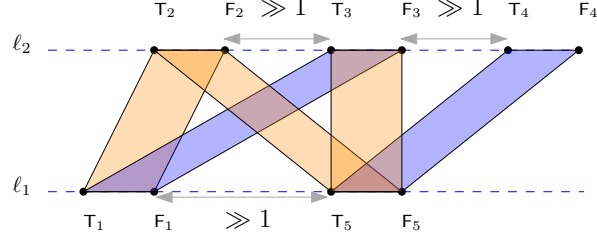


Figure 9: A schematic representation of the thickened embedded variable graph induced by $(X_1 \vee X_2) \wedge (X_1 \vee \bar{X}_3) \wedge (\bar{X}_2 \vee \bar{X}_5) \wedge (X_4 \vee \bar{X}_5) \wedge (X_3 \vee X_5)$. For a better presentation of this embedding, the type (a) and type (b) clause gadgets are highlighted in orange and blue strips, respectively.

The clause gadget for every unary clause (X_i) is similar to case (b) and involves one additional variable gadget X_t . To handle this, we remove the path between T_t and F_i , as well as the path between F_t and T_i , from the original clause gadget in case (b).

Let $G_{\mathcal{F}} = (\mathcal{X}_1 \dot{\cup} \mathcal{X}_2, E)$, so $\mathcal{X}_1 \dot{\cup} \mathcal{X}_2$ is a partition of the variables, E be the set of edges/clause gadgets, and $G_{\mathcal{F}}$ is a bipartite graph. Let ℓ_1 and ℓ_2 be two lines parallel to the x -axis, at vertical distance L from each other. Note that $L = L_{ij}$. We place the variable gadgets belonging to \mathcal{X}_1 on ℓ_1 and those belonging to \mathcal{X}_2 on ℓ_2 . Since $G_{\mathcal{F}}$ is bipartite, each clause gadget connects a variable from ℓ_1 to another variable from ℓ_2 (see Figure 9).

Now, we need to make sure that the edges (links) on the subgraph simplifying a clause gadget can be used only to *cover* the edges of that clause. By “cover”, we mean that the graph distance from the clause gadget to the subgraph simplifying the clause gadget must be 1.

For this, we choose $L \gg 1$. The variable gadgets are spaced apart at distance larger than 1 along ℓ_1 and ℓ_2 . This way the clause gadgets of the same type (either type (a) or type (b)) do not overlay on top of each other and cannot *cover* for each other. The following lemmas lead to our main theorem in this section. In particular Lemma 9 below demonstrates that there is a consistency between the literal $(\{T, F\})$ assigned to each variable and the corresponding vertex the simplification selects in the variable gadget.

Lemma 9. *A min-complexity simplified graph selects exactly one vertex per variable gadget.*

Proof. We use a proof by contradiction. Suppose G' is a minimum-complexity simplified graph that does not choose exactly one vertex per variable gadget. Let X_i be a variable in \mathcal{F} where G' chooses no vertex from its gadget in $G_{\mathcal{F}}$. By construction it immediately follows that $\vec{\delta}_G(G, G') > 1$ since the vertices of the variable gadget X_i (either T_i or F_i) cannot be mapped to anywhere in G' with $L \gg 1$. Now suppose G' chooses two vertices from X_i and w.l.o.g. let X_j and X_k be two variable gadgets adjacent to X_i , and μ is a graph mapping realizing $\vec{\delta}_G(G, G') \leq 1$ (see Figure 10). To distinguish between the vertices of G' and G in the case that they lie on each other, we give their vertices different names to identify which vertex belongs to which graph. Note that since this is a vertex-restricted case, thus $V(G') \subset V(G)$. Now let $t_i, f_i \in V(G')$ be two vertices of G' , where $t_i = T_i$ and $f_i = F_i$. Note that t_i cannot be connected to f_i by some edge because it is against the subgraph-restrictedness. Correspondingly, G' selects two paths \mathcal{P}_{ij} and \mathcal{P}_{ik} connecting T_i to some vertex of X_j and F_i to some vertex of X_k , respectively. Since G' selects two different vertices of X_i variable gadgets, \mathcal{P}_{ij} and \mathcal{P}_{ik} are not connected at X_i gadget. This means that there must be a

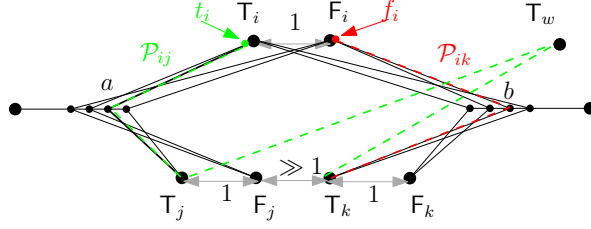


Figure 10: Choosing two vertices T_i and F_i by G' results in having paths \mathcal{P}_{ij} and \mathcal{P}_{ik} , highlighted in green and red dashed lines, respectively, whose graph distances are larger than 1 from their respective clauses.

variable gadget X_w such that \mathcal{P}_{ij} and \mathcal{P}_{ik} are connected to each other through X_w because we want the simplified graph be connected as well as the input graph. W.l.o.g. suppose \mathcal{P}_{ij} is the one that is connected to a vertex T_w of X_w and is placed to the right of X_i . Thus, there are two following cases:

- $\mu(T_i) = t_i$. Now consider the edge $\langle T_i b \rangle \in E(G)$. Clearly, $F(\langle T_i b \rangle, \mathcal{P}_{ij}[t_i, \mu(b)]) > 1$. This is because the distance between a and any point on $\langle T_i b \rangle$ is larger than 1 by construction. Therefore, $\vec{\delta}_G(G, G') > 1$.
- $\mu(T_i) = f_i$. This time consider the edge $\langle F_i a \rangle \in E(G)$. Clearly, $F(\langle F_i a \rangle, \mathcal{P}_{ik}[f_i, \mu(a)]) > 1$. This is because the distance between b and any point on $\langle F_i a \rangle$ is larger than 1 by construction. Therefore, $\vec{\delta}_G(G, G') > 1$.

Thus, we have a contradiction in both cases above and G' selects exactly one vertex of X_i . \square

Remark 3. *The proof above may not be credible for the case under the traversal distance from G to G' , since both t_i and f_i can be chosen and still there can be a traversal on G and G' under which $\vec{\delta}_T(G, G') \leq 1$.*

Lemma 10. *Let m be the number of clauses. An assignment satisfying at least $k < m$ clauses of BIPARTITE-MAX-2SAT exists if and only if G' with $|E(G')| + |V(G')| \leq 6m - 2k + 1$ exists.*

Proof. We first argue on the number of edges and then complete our proof on the total number of edges and vertices. We show that an assignment satisfying at least k clauses exists if and only if a simplified graph G' with $|E(G')| \leq 3m - k$ exists. Let A be an assignment under which at least k clauses of \mathcal{F} are satisfied. Now let G' be a minimum-edge simplified graph whose number of edges is $|E(G')|$. Observe that since A assigns a literal to X_i , G' can select exactly one vertex (T_i or F_i) that is assigned to X_i under A . Let m_s be the number of satisfied clauses. Since $m_s \geq k$, by construction we have:

$$|E(G')| = 2m_s + 3(m - m_s) = 3m - m_s \leq 3m - k,$$

as desired. Now for the other direction, let G' be an optimal simplified graph whose number of edges is $|E(G')| \leq 3m - k$. Following Lemma 9, G' only chooses one vertex per variable gadget. This implies the vertices of G' obtain a set of assignments A to variable set X of \mathcal{F} in the BIPARTITE-MAX-2SAT problem. Observe that G' takes either two-edge or three-edge tree per clause gadget. Let S_2 and S_3 be the set of all such two-edge and three-edge trees over

all clause gadgets, respectively. Let m_s and m_u be the number of satisfied and unsatisfied clauses in \mathcal{F} , respectively. In other words, $|S_2| = m_s$ since every two-edge tree in S_2 is satisfying the respective clause and $|S_3| = m_u$ since every three-edge tree in S_3 is unsatisfying the respective clause. Now we have: $|E(G')| = 2|S_2| + 3|S_3|$, and $m = m_s + m_u$. We can obtain that $m_u = m - m_s$. On the other hand $|S_2| = m_s$ and $|S_3| = m_u$, thus it follows that: $|E(G')| = 2m_s + 3m_u$. Thus we have $m_u = (|E(G')| - 2m_s)/3$. Now we can set:

$$m - m_s = (|E(G')| - 2m_s)/3 \implies 3m - 3m_s \leq 3m - k - 2m_s \implies m_s \geq k.$$

Therefore, A satisfies at least k clauses of \mathcal{F} . Realize that in our construction each clause is simplified by a tree, hence the number of edges and vertices of G' differs only by 1 per clause gadget. This implies that $|V(G')| = |E(G')| + 1 = 3m - k + 1$. Thus, $|E(G')| + |V(G')| \leq 3m - k + 3m - k + 1 = 6m - 2k + 1$ if and only if A satisfies at least k clauses of \mathcal{F} . \square

Theorem 11. *The subgraph-restricted min-complexity graph-to-graph simplification under $\vec{\delta}_G(G, G') \leq \delta$ is NP-hard.*

7 Leaf-Restricted Tree-Tree Simplification from Input to Output

We now consider the case where the leaves of T' are identical to subset of the leaves of T . We show that given a tree T in \mathbb{R}^2 and a threshold δ , it is NP-hard to compute a tree T' with a minimum complexity such that $\vec{\delta}_G(T, T') \leq \delta$, where every leaf in $V(T')$ is identical to some leaf in $V(T)$. Recall that the construction proposed in Section 4 works for the vertex-restricted case only under the traversal distance between the two trees. Similar to Theorem 1 we reduce from the (MDSUDG) problem. The reduction is a special case of the construction presented in Section 4. In addition, with a similar proof we can show that the problem under traversal distance is NP-Hard since unlike the proof (and construction) in Theorem 1 we do not use a bottleneck path in our reduction anymore. Unlike that construction we do not use bottleneck paths but only straight-line edges directly connecting the leaves to w . The reduction is very straightforward as follows: Given a unit disk graph $G = (V, E)$ with $P = V(G)$, let $\delta = 1$ and B be the smallest bounding box of unit disks around the points in P . Construct T as follows:

$$V(T) = P \cup \{w\}, \text{ and } E(T) = \{\langle pw \rangle \mid p \in P\},$$

for some point w which lies far enough from B . We have the following theorem:

Theorem 12. *Let $\delta > 0$. Given a tree T in \mathbb{R}^2 , computing a leaf-restricted min-complexity tree-tree simplification T' under $\vec{\delta}_G(T, T') \leq \delta$ and $\vec{\delta}_T(T, T') \leq \delta$ is NP-Hard.*

Proof. Let $k > 0$ be an integer as the decision parameter to the decision version of MDSUDG whose instance is a unit disk graph $G = (V, E)$. We show that there exists a dominating set $S = \{s_1, \dots, s_m\}$ with $m \leq k$ to the (MDSUDG) if and only if there exists a leaf-restricted simplification T' for T under $\vec{\delta}_G(T, T') \leq 1$ with at most $k + 1$ vertices.

\implies : Let $S = \{s_1, \dots, s_m\}$ with $m \leq k$ be a dominating set to G . Set $V(T') = \{w, s_1, \dots, s_k\}$, and $E(T') = \{\langle s_i w \rangle \mid 1 \leq i \leq m\}$. Consider a mapping μ such that maps $\mu(w) = w$ and $\mu(p) = p'$ where $p \in V(T)$ and $p' \in V(T')$. Note that such that p is

contained in the unit disk centered at p' . Now each edge $\langle xp \rangle \in E(T)$ is mapped to an edge $\langle wp' \rangle \in E(T')$, and thus $\overrightarrow{\delta}_G(T, T') \leq 1$.

\Leftarrow : Let T' be a simplified tree of number of vertices at most $k + 1$. Let μ be the mapping realizing $\overrightarrow{\delta}_G(T, T') \leq 1$. Let $C = \{\mu(p) \mid p \in V(T) \setminus \{w\}\}$, then $C \subseteq V(T')$ because T' is a leaf-restricted simplification and thus μ matches each leaf p of T to a leaf $\mu(p)$ of T' . Also, C contains at most k vertices because w is far enough from B , so there must be at least one vertex of T' which lies outside of B such that none of the points of P is matched to it. Now consider the set centers $S = \{s_1, \dots, s_m\}$ of the unit disks around $V(T')$ with $m \leq k$. Clearly, S is a dominating set for G . The argument for traversal distance is similar. \square

8 An Algorithm for Leaf-Restricted Tree-Tree Simplification from Output to Input

As we have seen by now, the restriction on the leaves of T' and T did not change the difficulty of the problem. In this section we aim to flip the direction of the distance applied between the two trees. We consider the leaf-restricted tree-tree simplification under $\overrightarrow{\delta}_G(T', T) \leq \delta$. For a given subset $l = \{l_1, \dots, l_k\}$ of leaves in T with $k \geq 1$, we require T' has k leaves identical and mapped to leaves of T in l that are given as part of the input. Note that T is rooted, so the root r is given as an arbitrary vertex of T . In this section, T' selects its vertices from a subset of $V(T)$ along with the given leaf set l . Without any restriction on the leaves, the problem is trivial, as T' could consist of a single point only.

Similar to Section 5, let G be the complete graph induced by $V(T)$. For a vertex $u \in V(T)$, let \mathcal{I}_u be the set of all elementary intervals $I \in \text{SL}_\delta(u)$. Given a leaf set l in T , we have the following observation:

Observation 13. *Given a tree T , leaf set l with root r and a leaf $l_1 \in l$, a solution to the leaf-restricted min-edge tree simplification from T' to T when $k = 1$ is a reachable path across $\text{FSD}_\delta(G, T)$ starting from an elementary interval $I \in \text{SL}_\delta(r)$ to some elementary interval $I' \in \text{SL}_\delta(l_1)$.*

In fact, the simplified tree for $k = 1$ is trivially the path from the respective leaf to the root. Our simplification algorithm simplifies the remaining vertices in T . We present the algorithm below:

The algorithm: Relying on Observation 13, we first compute the simple path from every leaf in l to the root in T . Merging these paths forms the *mapping subtree* M_T . A vertex where multiple paths merge/meet in M_T is called an *ancestor*. We associate a pointer with each leaf to point to the closest ancestor obtained along the path to r . We repeat the same process for the new ancestors until we meet r . The ancestors and pointers together result in a tree called *ancestor tree* A_T . An ancestor u is the *parent* of v (v is a child) if it is pointed to by v in A_T . The idea is to use dynamic programming to propagate the optimal simplified tree rooted at every elementary interval I' of every child to the one rooted at every elementary interval I of the parent. For this, we associate a cost function $\psi : [0, 1] \rightarrow \mathbb{N}$ with each edge I , where $\psi(I)$ is the number of vertices in a minimum-edge simplified subtree rooted at I . Similar to Section 5, we again recall that a simplified tree T' is rooted at an elementary interval $I \in \text{SL}_\delta(u)$ if T' simplifies the subtree of T rooted at u and the mapping realizing $\overrightarrow{\delta}_G(T', T) \leq \delta$ matches u to

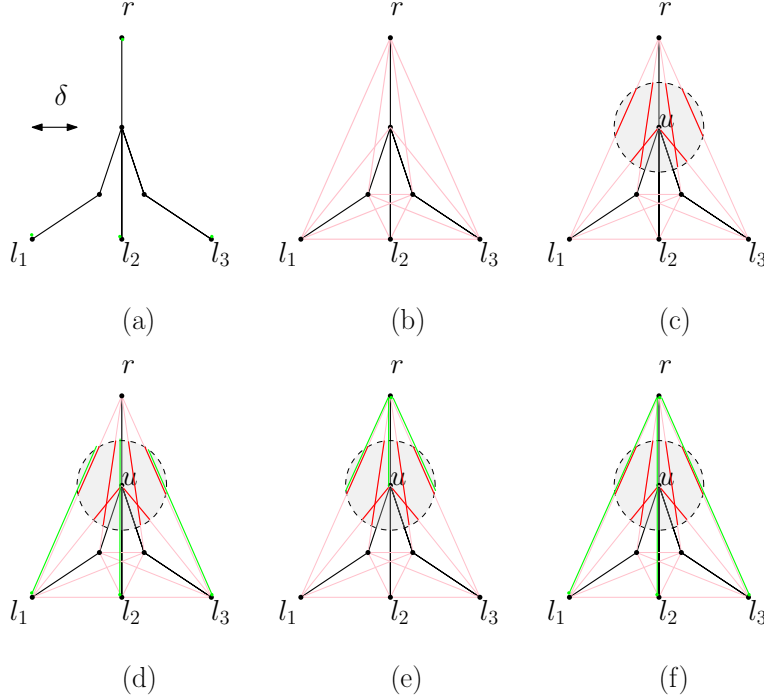


Figure 11: An illustration of the algorithm. (a) The input tree, leaf set with $k = 3$, and δ . (b) The shortcut graph (complete graph) G highlighted in pink. (c) Computing common ancestor u of the leaves $\{l_1, l_2, l_3\}$, identifying the elementary intervals of $\text{SL}_\delta(u)$ highlighted in red. (d) Minimum-vertex curve simplification of $P[l_i, u]$ highlighted in green, starting at l_i and ending at all possible elementary intervals in $\text{SL}_\delta(u)$, for all $i = 1, 2, 3$. (e) The continuation of the minimum-vertex path simplification of $P[u, r]$ starting at elementary intervals in $\text{SL}_\delta(u)$ and ending at r . (f) The resulting min-vertex simplified tree in green.

a point $x \in I$. For an elementary interval $I \in \text{SL}_\delta(u)$ and $I' \in \text{SL}_\delta(v)$, where u is the parent of v in A_T , we consider the following recursive formula:

$$\psi(I) = \min_{\mathcal{E}} \sum_{I' \in \mathcal{E}} (\psi(I') + \gamma(I', I)), \quad (2)$$

where $\mathcal{E} = \{\mathcal{E}_1, \mathcal{E}_2, \dots, \mathcal{E}_{k'}\}$ and each elementary interval \mathcal{E}_i belongs to the elementary interval set \mathcal{I}_{v_i} , for all $1 \leq i \leq k'$, where k' is the number of children of u in A_T . Here, $\gamma(I', I)$ is the number of spines on the reachable path in $\text{FSD}_\delta(M_T, G)$ starting at I and ending at I' . Note that the path from u to v_i in M_T forms a polygonal curve, thus the simplification of the curve $P[u, v_i] \in M_T$ can be computed by the algorithm proposed in [15] (see also [14]). Additionally, for every leaf $u \in l$ we set $\psi(I) = 1$.

Remark 4. Unlike the formula in Section 5, $\mathcal{E}_i \cap \mathcal{E}_j = \emptyset$ for all $\mathcal{E}_i, \mathcal{E}_j \in \mathcal{E}$ with $i \neq j$. If $\mathcal{E}_i \cap \mathcal{E}_j \neq \emptyset$, then a point $x \in \mathcal{E}_i \cap \mathcal{E}_j$ would be mapped to two different v_i and v_j in M_T which is not possible under the mapping realizing the graph distance from T' to T . Our proposed algorithm can run in polynomial time relying on such a fact. Figure 11 illustrates on the algorithm described above.

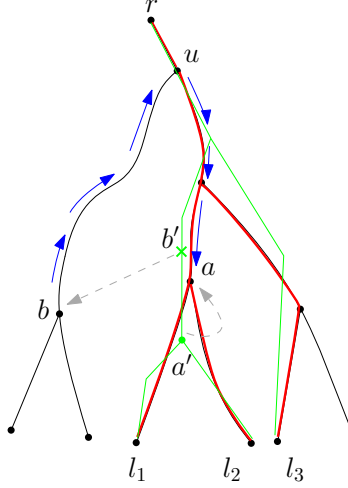


Figure 12: The input tree in solid black, the mapping subtree M_T in red, the simplified tree in green are depicted above. Mapping b' to b results in a turn around (blue arrows) and therefore having large graph distance.

Lemma 14. *The mapping subtree M_T is the only subtree of T that T' is mapped to under $\overrightarrow{\delta}_G(T', T) \leq \delta$.*

Proof. Suppose that μ is a mapping from the vertices of T' to some points in T realizing $\overrightarrow{\delta}_G(T', T) \leq \delta$. For the sake of contradiction, let $M_T \subseteq T$ not be the one that T' is mapped to but there be another subtree M'_T where simplifying it would constitute the optimal simplification T' . Now there are two possible cases: (1) $M'_T \cap M_T = \emptyset$, and (2) $M'_T \cap M_T \neq \emptyset$. In case (1), we immediately face a contradiction since M_T contains all the leaves in l and M'_T cannot contain any of them in l which is against what μ does.

In case (2), there are three possible subcases: (i) $M'_T \subset M_T$, (ii) $M_T \subset M'_T$ (iii) there is some vertex $b \in M'_T$ where $b \notin M_T$. In subcase (i) correspondingly we have $V(M'_T) \subseteq V(M_T)$. In other words, there are some vertices of M_T that are missing in M'_T . The missing vertices cannot be the root nor the leaves in l , because they have to be mapped from (and identical to) their corresponding vertices on T' . Thus there might be some intermediate vertices in M_T that are missing in M'_T . This implies that M'_T is disconnected and $\overrightarrow{\delta}_G(M'_T, T') = \infty$, which is a contradiction. In subcase (ii), there is a vertex $b \in M'_T$ and $b \notin M_T$. This implies that there is some point $b' \in T'$ that is mapped to b , i.e. $\mu(b') = b$. Suppose b' is the first point encountered along the path from some leaf to the root that $\mu(b') = b$. Now let $a' \in V(T)$ the latest vertex along the path to b (the endpoint of the segment where b' lies). Note that if b is a leaf then we immediately have a contradiction since $b \notin l$ due to $b \notin M_T$. Now let u be the lowest ancestor of b in M_T . We necessarily know that $u \in M_T$. Observe that $\|b' - u\| > \delta$ otherwise $\mu(b') = u$ and there is no further need for assuming that b exists in M_T . Now consider the path \mathcal{P} in M'_T from $\mu(b')$ to $\mu(a')$. Clearly \mathcal{P} passes through u (see Figure 12). This implies that $F(\langle b'a' \rangle, \mathcal{P}) > \delta$ (and $wF(\langle b'a' \rangle, \mathcal{P}) > \delta$) since $\|b' - u\| > \delta$. This leads to $\overrightarrow{\delta}_G(T', T) > \delta$ (and $\overrightarrow{\delta}_{wG}(T', T) > \delta$) which is a contradiction. The argument for subcase (iii) is similar to (ii). This completes the proof. \square

Lemma 15. *The DP formula (2) correctly computes $\psi(I)$.*

Proof. We use a proof by induction. Suppose $I \in \text{SL}_\delta(u)$ and u is a leaf. Obviously the vertex-restricted minimum-vertex simplified tree rooted at I is a single vertex tree where $u \in I$ is a leaf. Therefore $\psi(I) = 1$. Now we consider the case where u is an interior vertex in T . Suppose T_I^* is an optimal simplified tree rooted at I . Observe that T_I^* passes through a set of elementary intervals $\mathcal{E} = \{\mathcal{E}_1, \mathcal{E}_2, \dots, \mathcal{E}_{k'}\}$ with $\mathcal{E}_i \in \mathcal{I}_{v_i}$, for all $1 \leq i \leq k'$. Therefore we have:

$$\psi(I) = \min_{T'_I} \text{W}(T'_I) = \text{W}(T_I^*) = \sum_{I' \in \mathcal{E}} (\text{W}(T_{I'}^*) + \text{W}(P(I', I))),$$

where P is a min-edge path between $I \in \text{SL}_\delta(u)$ and $I' \in \text{SL}_\delta(v_i)$. Note that $\text{W}(P(I', I)) = \gamma(I', I)$ because otherwise T_I^* would no longer be optimal and $\text{W}(T_{I'}^*) = \psi(I')$ by the inductive hypothesis. Thus we have:

$$\psi(I) = \text{W}(T_I^*) = \sum_{I' \in \mathcal{E}} (\psi(I') + \gamma(I', I)).$$

Realize that \mathcal{I}_{v_i} consists of elementary intervals one from each child of u in A_T . Following Lemma 14, T' has to be mapped to M_T where $u \in A_T$ and $\text{Children}(u) = \{v_1, \dots, v_{k'}\} \in A_T$. Also T' has to be mapped to each of the elementary intervals in $\mathcal{E} = \{\mathcal{E}_1, \mathcal{E}_2, \dots, \mathcal{E}_{k'}\}$, otherwise missing one of the intervals results in $\overrightarrow{\delta}_G(T', T) > \delta$. Therefore, we have:

$$\psi(I) = \text{W}(T_I^*) = \min_{\mathcal{E}} \sum_{I' \in \mathcal{E}} (\psi(I') + \gamma(I', I)),$$

as desired. □

Theorem 16. *Let $\delta > 0$ and $k > 0$ be an integer. There is an algorithm running in $O(kn^5)$ time that uses $O(kn^2)$ space for the leaf-restricted tree-tree simplification under $\overrightarrow{\delta}_G(T', T) \leq \delta$.*

Proof. first realize that $|\mathcal{I}_u| = |E(G)| = O(n^2)$. Also computing M_T takes $O(kn)$ time. The only remaining part is to compute $\psi(I)$ for all elementary intervals $I \in \text{SL}_\delta(u)$ and all ancestors $u \in M_T$. Since $|\mathcal{I}_u| = O(n^2)$ and there are $O(k)$ vertices u in M_T , thus there are $O(kn^2)$ starting intervals I to compute $\gamma(I, I')$ for. Computing $\gamma(I, I')$ takes $O(n^3)$ for all I' following the algorithm in [15] under both weak and strong Fréchet distances. Overall, the algorithm takes $O(kn) + O(k \cdot n^2 \cdot n^3) = O(kn^5)$. Since we have $O(k)$ nodes like u and $O(n^2)$ elementary intervals to store their ψ values, thus the space required for this algorithm is $O(kn^2)$. □

9 NP-Hardness for Edge-Restricted Simplification from Input to Output

In this section, we show that the edge-restricted simplifications for variety of inputs and outputs to be either graph or tree or a curve, under both graph and traversal distances is (weakly) NP-hard. We use the NP-hardness template for edge-restricted curve simplification under the weak and strong Fréchet distances provided by Van Kerkhof et al. [15]. The comprehensive version of their construction is presented in [16]. Note that the modified construction in this section works solely under the strong graph distance, however modifying the construction in [16] under the weak Fréchet distance in a similar way obtains us the (weakly) NP-hardness result under weak graph distance and traversal distance as well.

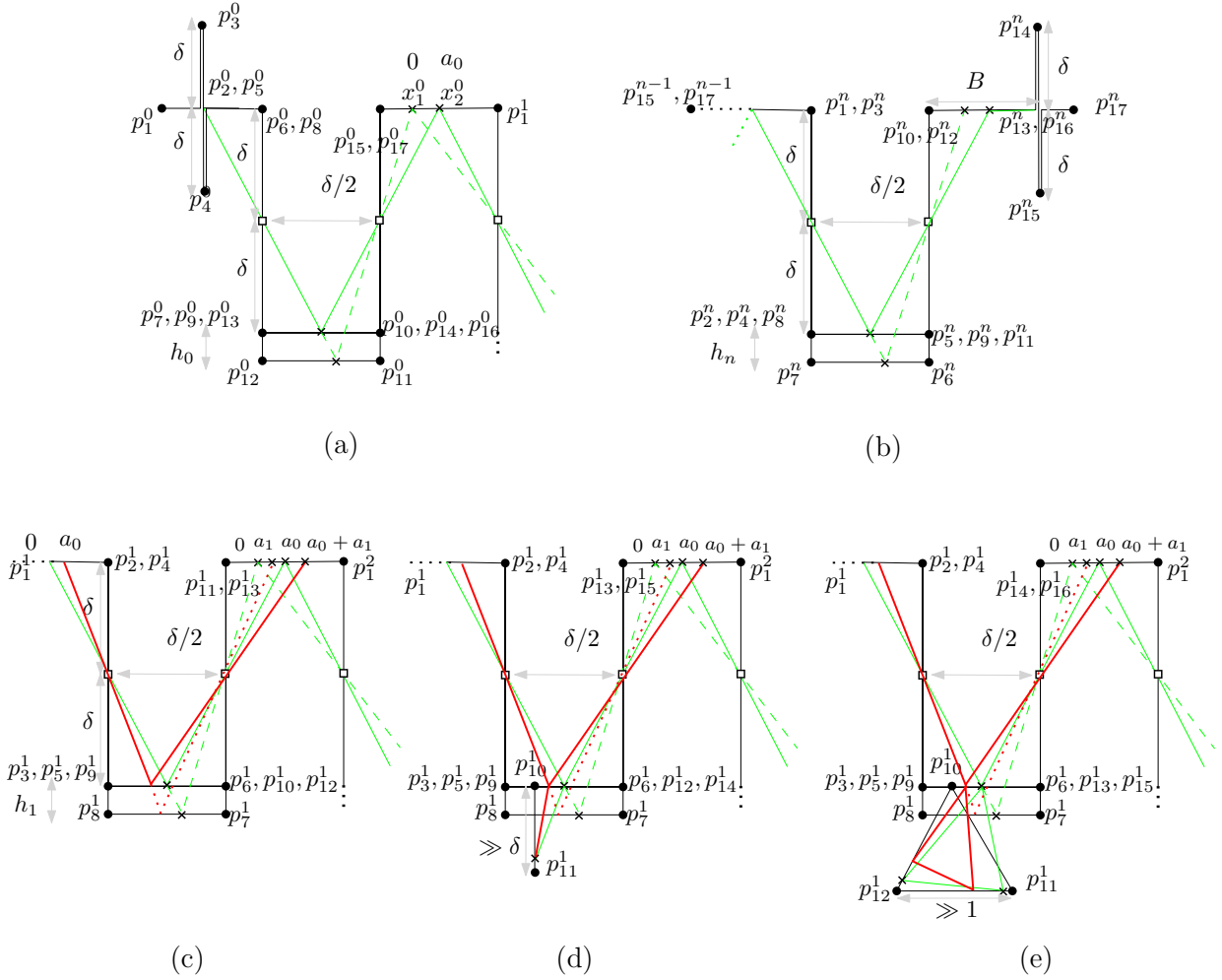


Figure 13: (a) The first modified curve gadget. (b) The last modified curve gadget. The last edge of the entire curve has length B . (c) The intermediate curve gadget; in this example two possible links on the simplification from the previous gadget produce four possible links induce by the loop zone. These four links encodes all partial sums up to the intermediate gadget. (d) The intermediate tree gadget, (e) The intermediate graph gadget.

The reduction is from the subset sum problem: given a universal set $A = \{a_0, a_1, \dots, a_n\}$ of positive integers and an integer value $B > 0$, one asks for the existence of a subset of A whose elements sum up to B . As shown in Figure 13 the reduction curve in [15] is constructed in such a way that a simplified curve P' should pass through the midpoints of the vertical zigzag edges of length 2δ and hit either the upper or lower edge in the loop zone at the bottom of each gadget. The first and last gadgets have the zigzag edges of length 2δ on their top left and right edges, respectively. These zigzag edges control the simplified curve to start and end at an edge on the input curve and not necessarily at a vertex. In the last gadget the the zigzag edge is located at distance B to the previous vertex on the top right edge as shown in Figure 13 (b). The horizontal distance between the first vertex and the zigzag edges in the first gadget is sufficiently small. Similarly the distance between the last vertex and the zigzag

edges in the last gadget is small enough as well.

The entire curve is a sequential combination of the first gadget g_0 , $n-1$ similar intermediate gadgets g_i for $0 < i < n$, and the last gadget g_n , i.e., $\langle g_0, g_1, \dots, g_n \rangle$, that are arranged rightward. The vertex p_j^i is the j th vertex of g_i in our construction with $0 \leq i \leq n$ and $1 \leq j \leq 17$. The gadget g_i takes the integer $a_i \in A$ and creates a loop zone of height $h_i = \frac{a_i \delta}{\delta/2 - a_i}$. In this construction along with the one presented in [16] it is assumed that $\delta > \sum_{i=0}^n a_i$. Note that the “loop zone” is only a simple path whose vertices are overlaid onto top of each other. It then produces a set S_i of all partial sums of $A_i = \{a_0, a_1, \dots, a_i\}$ on the top right horizontal edge of the curve demonstrated by $X = \{x_1^i, \dots, x_{2^i}^i\}$. In other words, the difference between the points in $X = \{x_1^i, \dots, x_{2^i}^i\}$ induced by the two possible links (the solid and dashed one) hitting the top right edge produces a partial sum involving the new integer a_i in the set A . This way, when g_{i+1} takes a_{i+1} , it produces the set $S_{i+1} = \{s_i + a_{i+1} \mid s_i \in S_i\}$, where S_i is the set of all partial sums encoded in g_i . In g_n the length of top right horizontal edge is equal to B . This way, if there is a partial sum $s_n = B$, where $s_n \in S_n$, then there is a minimum-edge curve simplification of number of edges at most $2(n+1)$.

Now all we need is to extend the constructed curve gadgets (Figure 13 (a), (b), (c)) to a tree (or graph). In order to do this we add an edge hung from the loop zone at the bottom whose length is greater than δ in a way that each simplified tree hitting either the top or bottom edge of the loop, should also fall within the ball of radius δ around the bottom most point of the edge. Thus, it needs to use one more edge towards the bottom most vertex (Figure 13 (d)).

This way we only need 3 edges per gadget and the decision parameter on the number of edges is set $3(n+1)$. In the case that we want to simplify a graph with a graph of minimum complexity, all we have to do is to build another loop to force the simplified object contains a loop. The auxiliary loop hung from the loop zone has to have diameter larger than δ consisting of 3 edges. The decision parameter in this case is $5(n+1)$. We have the following theorem:

Theorem 17. *The min-complexity edge-restricted graph-graph, and the min-edge edge-restricted tree-tree from input to output are (weakly) NP-hard.*

10 Concluding Remarks

In this paper, we studied the problem of approximating a graph with an alternative simpler graph with a minimum complexity preserving the Fréchet-like distances between them. To this end, we considered the two main Fréchet-like distances; traversal and graph distances under different constraints in which the vertices of the simplified graph can be placed. While this was an initial work under such distances, we obtained a set of NP-hardness and algorithmic results depending on the problem variants and have left some of the variants as open problems. We believe that other variants of the problem that we have not covered in this paper, and have applications in real life, may admit polynomial-time algorithms. Any further investigation on this problem, providing approximation algorithms and obtaining a new results for the non-restricted case can be of interest.

References

- [1] H. Akitaya, M. Buchin, B. Kilgus, S. Sijben, and C. Wenk. Distance measures for embedded graphs. *Computational Geometry, Theory And Applications*, 95(101743):1–21, 2021. [1](#), [2](#), [3](#), [7](#), [10](#), [13](#)
- [2] H. Alt, A. Efrat, G. Rote, and C. Wenk. Matching planar maps. *Journal of Algorithms*, 49(2):262–283, 2003. [1](#), [3](#), [6](#)
- [3] H. Alt and M. Godau. Computing the Fréchet distance between two polygonal curves. *International Journal of Computational Geometry and Applications*, 5(1–2):75–91, 1995. [6](#)
- [4] E. Bindewald and B. Shapiro. RNA secondary structure prediction from sequence alignments using a network of k-nearest neighbor classifiers. *RNA*, 12(3):342–352, 2006. [1](#)
- [5] K. Buchin, T. Ophelders, and B. Speckmann. Computing the Fréchet distance between real-valued surfaces. In *Proceedings of the 2017 Annual ACM-SIAM Symposium on Discrete Algorithms*, SODA’17, pages 2443–2455, 2017. [3](#)
- [6] O. Cheong, J. Gudmundsson, H.-S. Kim, D. Schymura, and F. Stehn. Measuring the similarity of geometric graphs. In J. Vahrenhold, editor, *Experimental Algorithms*, pages 101–112, Berlin, Heidelberg, 2009. Springer Berlin Heidelberg. [3](#)
- [7] P. Cignoni, C. Montani, and R. Scopigno. A comparison of mesh simplification algorithms. *Computers & Graphics*, 22(1):37–54, 1998. [1](#)
- [8] B. Clark, C. Colbourn, and D. Johnson. Unit disk graphs. *Discrete Math.*, 86(1–3):165–177, 1990. [7](#)
- [9] R. Estkowski and J. S. B. Mitchell. Simplifying a polygonal subdivision while keeping it simple. In *Proceedings 17th Annual ACM Symposium on Computational Geometry*, SCG ’01, pages 40–49, 2001. [1](#), [2](#), [3](#)
- [10] S. Funke, T. Mendel, A. Miller, S. Storz, and M. Wiebe. Map simplification with topology constraints: Exactly and in practice. In *Proc. 19th Workshop on Algorithm Engineering and Experiments (ALENEX)*, pages 185–196, 2017. [1](#)
- [11] J. Gudmundsson, P. Laube, and T. Wolle. Movement patterns in spatio-temporal data. In S. Shekhar and H. Xiong, editors, *Encyclopedia of GIS*. Springer-Verlag, 2007. [1](#)
- [12] L. Guibas, J. Hershberger, J. Mitchell, and J. Snoeyink. Approximating polygons and subdivisions with minimum-link paths. *International Journal of Computational Geometry & Applications*, 3(4):383–415, 1993. [1](#), [2](#)
- [13] D. Justice and A. Hero. A binary linear programming formulation of the graph edit distance. *IEEE Transactions on Pattern Analysis and Machine Intelligence*, 28(8):1200–1214, 2006. [3](#)

- [14] M. van de Kerkhof, I. Kostitsyna, M. Löffler, M. Mirzanezhad, and C. Wenk. On optimal min-# curve simplification. In *28th Fall Workshop on Computational Geometry*, (FWCG 2018), 2018. [21](#)
- [15] M. van de Kerkhof, I. Kostitsyna, M. Löffler, M. Mirzanezhad, and C. Wenk. Global curve simplification. In *27th Annual European Symposium on Algorithms (ESA 2019)*, volume 144, pages 1–14, Dagstuhl, Germany, 2019. [3](#), [5](#), [6](#), [21](#), [23](#), [24](#)
- [16] M. van de Kerkhof, I. Kostitsyna, M. Löffler, M. Mirzanezhad, and C. Wenk. Global curve simplification. <http://arxiv.org/abs/1809.10269>, 2019. [23](#), [25](#)
- [17] Y. Lee. Handwritten digit recognition using k nearest-neighbor, radial-basis function, and backpropagation neural networks. *Neitruel Computation*, 3(3):440–449, 1991. [1](#)
- [18] T. Mendal. Area-preserving subdivision simplification with topology constraints: Exactly and in practice. In *Proc. 20th Workshop on Algorithm Engineering and Experiments (ALENEX)*, pages 117–128, 2018. [1](#), [3](#)
- [19] W. Meulemans. *Similarity measures and algorithms for cartographic schematization*. PhD thesis, Eindhoven University of Technology, Eindhoven University of Technology, 2014. [1](#)