

Towards Sparse Federated Analytics: Location Heatmaps under Distributed Differential Privacy with Secure Aggregation

Eugene Bagdasaryan*
Cornell Tech
eugene@cs.cornell.edu

Adrià Gascón
Google
adriag@google.com

Peter Kairouz
Google
kairouz@google.com

Kallista Bonawitz
Google
bonawitz@google.com

Marco Gruteser
Google
gruteser@google.com

Stefan Mellem
Google
mllm@google.com

Deborah Estrin
Cornell Tech
destrin@cs.cornell.edu

Abstract

We design a scalable algorithm to privately generate location heatmaps over decentralized data from millions of user devices. It aims to ensure differential privacy before data becomes visible to a service provider while maintaining high data accuracy and minimizing resource consumption on users' devices. To achieve this, we revisit the distributed differential privacy concept based on recent results in the secure multiparty computation field and design a scalable and adaptive distributed differential privacy approach for location analytics. Evaluation on public location datasets shows that this approach successfully generates metropolitan-scale heatmaps from millions of user samples with a worst-case client communication overhead that is significantly smaller than existing state-of-the-art private protocols of similar accuracy.

1 Introduction

Many applications, such as those that monitor the spread of infectious diseases, traffic, or mobility, benefit from users sharing location data with a service provider. To reduce potential privacy risks inherent in such applications, we ask if it is feasible to compute aggregates at scale, from on-device data of millions of participants, while ensuring differential privacy [22] of such aggregates before they become visible to the service provider. In particular, we seek solutions under the constraints of maintaining high data accuracy and minimizing resource consumption on user devices.

For certain statistics, differential privacy can provide reasonable accuracy in the central curator model, where a trusted party aggregates and noises the data. To eliminate the need for a trusted party, significant research has focused on the local differential privacy model (e.g., [21, 25, 41, 44, 57]), where each participant perturbs their data to protect it even before it is aggregated at the service provider. However, the amount of perturbation needed to obtain a meaningful local privacy guarantee significantly degrades the utility compared to the central curator model.

Alternatively, secure multiparty computation (SMPC) techniques can be used to aggregate noised data in a distributed manner before the result becomes visible to the service provider [35], a technique we refer to as distributed differential privacy. Since the individual

contributions are cryptographically protected from other parties, each participant can add a small amount of noise, that alone would not offer sufficient protection, but when aggregated with other noise shares yields the target ϵ -differential privacy. Secure multiparty computation techniques, however, impose a computational and bandwidth burden that increases with the number of participants—existing SMPC distributed differential privacy work has, to our knowledge, therefore been limited to simulations and prototypes with tens of participants [35]. To overcome these scaling limitations, the Honeycrisp system [48] has devised a design based on homomorphic encryption that reduces the load on most users but still requires choosing a small subset of users, the committee, to shoulder a heavy resource burden. If approximate differential privacy, rather than pure differential privacy, is acceptable, shuffling techniques also scale better in terms of the number of participants but similarly require a trusted party or a set of outside trusted parties to conduct the shuffling task [11]. None of these approaches can therefore collect data at scale with accuracy comparable to differential privacy in the central model without placing trust and/or a significant bandwidth or computational burden on one or a few participants.

To address this, we revisit the distributed differential privacy concept based on recent results in the secure multiparty computation field and develop a scalable distributed differential privacy approach applied in the context of geospatial heatmap applications at metropolitan scale. Specifically, we build on recent breakthroughs in secure multiparty computation that can accommodate many more participants (thousands+) in vector sum computations [9, 13]. Applying these to the distributed differential privacy concept leads to an approach that, while ostensibly straightforward, imposes several subtle challenges:

- (1) How should sparse data such as locations be efficiently represented so that they are compatible with secure vector sums and yield accurate, differentially private results?
- (2) How should differential privacy noise be applied so that it is compatible with the integer quantization and modular arithmetic used in these secure sum primitives? This is important in a practical system, especially when communication efficiency may be a bottleneck.

*The algorithm has been developed while the author was at Google.

- (3) How well does a secure sum primitive for thousands of participants allow generating geospatial statistics over millions of participants while maintaining accuracy?
- (4) How resilient is the distributed differential privacy mechanism to participants that do not complete the process; for example due to network disconnections, which inevitably arise at larger scale?

We tackle data representation through an adaptive histogram representation coupled with an algorithm that can determine non-uniform histogram bin sizes, or histogram meshes, even when data distribution is unknown or changes over time. Histogram representations can be generated with low differential privacy noise (due to their low sensitivity [22]) and map conveniently to vector sums. The algorithm¹ leverages an interactive approach where the algorithm conceptually first attempts to learn a coarse representation of the current data distribution to determine bin sizes with minimal use of the differential privacy budget. It then uses these bin sizes to query a population sample with a larger share of the privacy budget to obtain high accuracy final counts. Such an interactive approach is enabled by frameworks that can repeatedly query decentralized data from samples of user devices such as federated analytics [43, 47] and our design is grounded in experience operating such solutions.

To render the results differentially private under realistic system assumptions, we first identify a distributed decomposition of the Geometric distribution, which provably yields differential privacy [35] under the integer quantization and modular arithmetic of the secure sum primitive, in contrast to using the more common Laplace or Gaussian noise mechanisms for differential privacy. We then devise an approach that overprovisions noise in order to account for clients that do not complete the protocol and operates within a privacy budget through sets of disjoint clients and using composition over repeated queries.

In summary, our contributions are the following:

- Introducing a scalable distributed differential privacy approach building on recent secure multi-party computation advances for vector sums that yields provable differential privacy under realistic system assumptions.
- Proposing a novel adaptive algorithm to determine communication-efficient representations of high-dimensional sensitive data (e.g., location) that are compatible with the vector sum primitive and enhance accuracy when the data distribution is unknown or changes dynamically. The algorithm proceeds interactively, adapting heatmap resolution and privacy budget based on the results from prior queries.
- Evaluating the approach using simulations on public geospatial data, demonstrating high accuracy with a worst-case communication overhead that is significantly smaller than known private protocols of similar accuracy.

2 Background and Related Work

2.1 Applications

Private mapping of spatial distributions is a key building block for many real-world applications, thanks in part to the generality of

¹The algorithm’s code is available at https://github.com/google-research/federated/tree/master/analytics/location_heatsmaps.

the problem statement. A spatial distribution can be *geospatial*, i.e. representing location data on Earth, often collected by personal devices and therefore tied to the individuals that use them, leading to immediate privacy concerns regardless of the meanings of the geospatially-distributed values. However, distributions of interest can also exist in other spaces, including parameter spaces of direct interest, such as a temperature-humidity "weather space," or embedding spaces for arbitrary data of nearly any kind.

In this paper, we focus on public health applications in the geospatial setting, enabling epidemiologists to answer questions like:

- How is the population distributed over a region?
- Where are there outbreaks of infectious disease?
- Where are traffic patterns most deadly?

without infringing unduly on user privacy.

Evaluating distribution measurements for epidemiological applications is a major challenge because different distributional properties are epidemiologically relevant to different diseases or policy decisions [49]. For example, overestimation and underestimation are not, in general, equally problematic, nor should the relative weights of many small errors and few large errors be the same in every application. Moreover, real-world interventions must be devised with fairness and equity in mind, not just efficiency [23, 60].

Public health interventions might include emergency medical response, investment in infrastructure by governments and NGOs, distribution of limited supplies, and personal or societal behavioral alterations, and each of these can have dramatic ramifications, including significant monetary cost, disruption of livelihoods, and altered health outcomes (including lives saved or lost). In the case of a local or even individual-level intervention, such as strict social distancing, each individual decides *independently* whether the risk of inaction is worth the cost of intervention. That decision can depend both on shared environmental factors, such as local disease prevalence, and on personal factors, such as the individual’s medical risk factors, so there is no universal threshold at which the shared environmental factors become significant.

For simplicity, we focus our analysis on mean squared error (MSE) of the measured spatial distribution. As an idealized, motivating example, consider a supply-distribution application in which the cost of incorrect distribution is directly proportional to MSE. To demonstrate that our algorithm is not overtuned to that particular measure of error or idealized application, we will also more briefly consider a variety of other recommended measures [49] of epidemiological distribution error.

2.2 Existing Differential Privacy Techniques

One way to protect user’s contributions is to use differential privacy (DP) [22]. This method provides a rigorous, mathematical guarantee that the single user’s contribution does not impact the result of a query. In the centralized model a differentially private mechanism \mathcal{M} produces results from a set \mathcal{S} satisfying:

$$\Pr[\mathcal{M}(\mathcal{D}) \in \mathcal{S}] \leq e^\epsilon \Pr[\mathcal{M}(\mathcal{D}') \in \mathcal{S}],$$

where the two databases \mathcal{D} and \mathcal{D}' differ by adding or removing one user’s data. In the central differential privacy model, the service provider typically has access to the entire database and applies \mathcal{M}

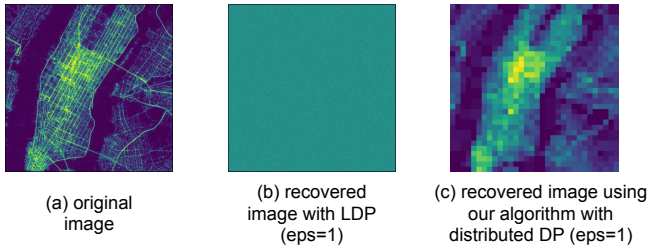


Figure 1: Algorithms using local DP with $\epsilon=1$ result in high noise while our distributed DP algorithm with $\epsilon=1$ can recover salient heatmap characteristics.

to results derived from the data before release. It therefore requires trust in the service provider.

Local Differential Privacy An alternative model to centralized differential privacy which avoids the need for a fully trusted aggregator is to execute the mechanism \mathcal{M} at a datapoint $x \in \mathcal{D}$ before releasing it to a central service provider. Local differential privacy (LDP) [25, 44, 57] establishes for \mathcal{M} and for all data points $x, x' \in \mathcal{D}$:

$$\Pr[\mathcal{M}(x) \in \mathcal{S}] \leq e^\epsilon \Pr[\mathcal{M}(x') \in \mathcal{S}].$$

Note that local differential privacy also implies central differential privacy, that is, it is a strictly stronger privacy model. However, a straightforward local application of the Gaussian or Laplace mechanism significantly perturbs the input and reduces utility. This is because of the compounded noise through the strict restrictions in the local differential privacy model. We illustrate this in Figure 1.

2.3 Secure Aggregation

Secure Aggregation (SecAgg) is a cryptographic secure multiparty computation (MPC) protocol that allows clients to submit masked vector inputs, such that the server can only learn the sum of the clients’ vectors. In the context of federated analytics, single-server SecAgg is achieved via secret sharing (i.e. additive masking over a finite group) [9, 13, 40]. To be precise, clients add randomly sampled zero-sum mask vectors by working in the space of integers modulo m and sampling the coordinates of the mask uniformly from \mathbb{Z}_m . This process guarantees that each client’s masked update is indistinguishable from random values. However, when all the masked updates are summed modulo m by the server, the masks cancel out and the server obtains the exact sum.

Bonawitz et al. [13] presented the first scalable protocol that is robust to dropouts and corrupt clients possibly colluding with a dishonest server. This protocol requires sharing pairwise masks amongst all participating clients. In practice, this protocol can support up to one thousand participating clients in one sum with vector sizes of one million [13] since both client communication and computation costs scale linearly with the number of clients. The recent work of Bell et al. [9] presents a further improvement, where both client computation and communication depend logarithmically on the number of participating clients. By adopting the improved protocol, we are able to scale to tens or even hundreds of thousands of

clients per sum. These capabilities represent several orders of magnitude improvement over earlier secure multiparty computation solutions for distributed differential privacy.

While the SecAgg protocol of Bell et al. [9] distributes computational costs evenly across the clients, HoneyCrisp [48], a recent MPC protocol for secure aggregation, relies on a small randomly chosen set of clients (called committee members) for doing the heavy-lifting. This results in a small average cost for most clients, at the expense of steep costs for the selected committee members. Moreover, the protocol execution involves a secure pre-processing phase that generates randomness which is responsible for much of the cost. As stated in [48], this results in about 5 minutes of compute and about 3 GB of bandwidth consumption for the committee, seriously limiting the applicability of the protocol to mobile devices.

2.4 Distributed DP with SecAgg

While local DP avoids the need for a fully trusted aggregator, it leads to poor utility in practice (see Figure 1) given its known lower bounds such as the $O(\sqrt{n})$ error for summation [21, 41, 44]. To overcome this challenge without fully trusting the server, distributed DP can be used. Under distributed DP, clients first add noise to their data locally and then submit their noisy data to a private aggregation protocol. This ensures that the server only sees the (differentially private) noisy sum of the updates.

Much of the recent work on distributed DP focuses on the shuffled model of DP where the noisy client updates are shuffled together (i.e. anonymized) before the server is able to see them [3–6, 12, 16, 24, 28–31, 33, 34, 39, 56]. With the exception of the work by Bittau et. al [12], where the shuffler is instantiated securely using a trusted execution environment (TTE), these works focus on analyzing privacy-accuracy-communication trade-offs under an ideal shuffler without instantiating the exact means to implement the shuffling step. In contrast, our work proposes a complete system design including a concrete *single-server secure aggregation* mechanism that builds on the secure multiparty computation protocol summarized in Section 2.3. Observe that a single-server based protocol makes deployment easier compared to protocols that assume non-colluding parties (e.g. [56]) because it reduces the need for coordination with external parties. Further, note that any shuffling-based solution relies on generic privacy amplification results (e.g. [26]), which can be optimal *order wise* but cannot match the exact privacy-accuracy trade-offs obtained under central DP. In contrast, under SecAgg, we can characterize the exact distribution of the noise upon summation, which results in better accuracy than going through generic privacy amplification in practice.

The combination of SecAgg and distributed DP in the context of federated analytics is far less studied. Indeed, the majority of existing works ignore the scalability, finite precision, and modular arithmetic challenges associated with SecAgg [36, 51, 53]. This is especially constraining at low SecAgg bit-widths (e.g., in settings where communication efficiency and scalability are critical). We bypass these constraints by presenting a distributed integer-based mechanism and show how the modular arithmetic associated with SecAgg does not impact the privacy guarantees and has little effect on utility.

Contemporary work by Huang et al. [37] introduces similar concept to combine multi-party computation with local differential privacy. However, their approach only considers batches of 100 participants and relies on sketching, an approach that does not reach the accuracy and communication efficiency of our algorithm as we show in Section 6.

In the context of training machine learning models, the recent works of [2, 42] show how distributed discrete analogues of the Gaussian mechanism can be carefully analyzed and used to train high quality models with communication-constrained secure aggregation. These distributed discrete mechanisms achieve approximate differential privacy and work well in the context of interactive model training where privacy budgeting has to happen over the course of thousands of training rounds. Our work focuses on learning location heatmaps, and we seek pure differential privacy guarantees.

2.5 DP Histograms and Heatmaps

Prior work on differentially private grids for geospatial data [19, 46] uses adaptive mechanisms for exploration, but assumes central DP and a fixed schedule for the privacy budget across algorithm levels. Approaches such as Privtrie [54] and LDPart [62] use adaptive threshold but fixed privacy budget allocation whereas we investigate the adaptive privacy allocation profile. PrivTree [61] also uses adaptive thresholding in a setting analogous to ours. This design, however, targets the central model, and is difficult/inefficient to port to the distributed differential privacy setting. The latter would require a secure implementation of non-linear operations such as thresholding and max. These are much more inefficient than secure summation, which our solution relies on.

The idea of using tree-like data structures for estimating histograms over large domains or discovering heavy hitters has been explored before in [8, 17, 64]. However, the work of [17] predates differential privacy (i.e. does not offer any DP guarantees) and the TreeHist and Bitstogram algorithms in [8] are non-interactive, rely on sketching, achieve local DP using the randomized response [57], and assume the existence of public randomness. Our approach is interactive in nature, does not use sketching or offer local DP, and does not require public randomness. Indeed, our work is most closely aligned with the TrieHH algorithm in [64], an adaptive algorithm for learning heavy hitters with differential privacy. Nevertheless, our work is different in a number of non-trivial ways: (a) TrieHH relies on random sampling and thresholding to achieve approximate central DP guarantees, we explicitly use a distributed integer noise mechanism that is compatible with secure aggregation and focus on pure central DP; (b) TrieHH allows for only extending the leaf nodes at the lowest level of the tree, we allow for the dynamic expansion and collapsing of leaf nodes at all levels of the tree; (c) TrieHH uses a fixed privacy schedule across all rounds, we use a dynamic privacy scheduling schemes.

More broadly, we note that there is a rich body of theoretical work on distribution learning, frequent sequence mining, and heavy-hitter discovery both in the central and local models of DP [1, 8, 10, 14, 15, 18, 20, 41, 55, 58, 59, 63]. As discussed previously, the central model of DP assumes that users trust the service provider with their raw data while the local one gets away with this assumption but comes at a steep loss in accuracy. Our work bridges these

existing models of privacy in that it allows an honest-but-curious service provider to learn histograms and heatmaps in a centrally differentially private way without observing the users' data.

3 Problem Definition and Threat Model

Given a central server S and n clients (millions) in a metro area, each possessing a location $d_i \in \mathcal{D}$, the task is to estimate the spatial distribution \mathcal{D} of users under distributed differential privacy. In particular, the goal is to maximize accuracy under a privacy budget constraint ϵ_{total} while minimizing the worst-case client communication overhead. We detail these goals, constraints, and assumptions below.

Accuracy and task variants. In particular, we focus on user density estimation (counting users in regions) and proportion estimation (measuring regional rates such as the fraction of the population satisfying some private property). These two use cases differ in two key ways: the structure of data that must be aggregated and the quantification of accuracy. In terms of data structure, a single count per region suffices for density estimation, while proportion estimation requires two counts per region (hinting toward generalizations with k counts). In terms of accuracy, we seek to optimize distance-from-ground-truth measures such as mean squared error (MSE) or L_p norms for density estimation and mean confidence interval size for proportion estimates.

Privacy threat model. We consider an adversary with, *simultaneously*, observation access to the aggregation server and full control over a small fraction of compromised clients. That is, the adversary can trace the execution and observe state at the server, and tamper with the execution of compromised clients. The objective of the adversary is to infer exact user location of clients that the adversary does not control. Out of scope are active adversaries that can compromise and gain access to the set of clients outside their control. Similarly, adversaries that seek to poison the results are out of scope.

Assumptions. We consider that each user reports only a single location (e.g. home address), but this approach similarly scales when each user supplies a set of locations; though further optimizations of user contribution sensitivity would likely be necessary.

We assume that users who report their location will reveal their IP address during the course of the data collection protocol. In many cases, this can imply location at a coarse level such as country or even city, but not the fine-grained locations we seek to protect. We further assume that a significant number of users (e.g. 100K or more) occupy areas that are smaller and more private than can be resolved via IP geolocation.

We assume that clients can be programmed to transform the data before transmission to the server (e.g., encode location coordinates into a vector or generate noise) and have enough resources to run the secure aggregation protocol and these transformations (see Section 6 for overhead). We further assume that the server supports interactive communication with clients and that the server (and clients) can run the secure aggregation protocol with the size of each aggregation being limited to $S_{max} \ll n$ clients (S_{max} being on the order of thousands whereas n is on the order of millions).

We also assume that the secure aggregation protocol implementation is correct and the server cannot tamper with the program

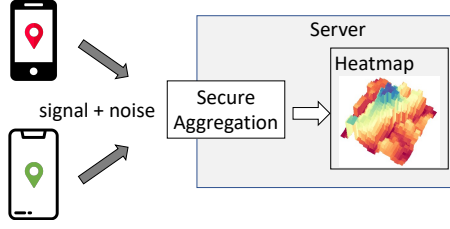


Figure 2: Overview of reporting location data with distributed differential privacy using secure aggregation.

code. However, some portion of the clients $q < S_{max}/2$ in a single shard can drop out, be malicious, or be Byzantine. We assume that the remaining majority of clients are correct and argue that it would be difficult to create a botnet of sufficient size in one metro area to break this assumption.

4 Basic Primitive: Distributed Differentially Private Histograms

Before we present our end-to-end algorithm for learning complex heatmaps, let us develop a basic distributed differential privacy algorithm for learning histograms over closed, known domains and show how it can handle the challenges discussed in the introduction: (a) the integer modulo arithmetic associated with secure aggregation, (b) secure aggregation shards with a maximum of thousands (as opposed to millions) of clients, and (c) client dropouts (i.e. clients that are admitted to a shard but never report back). Even though the solution we present in this section can be used as is to learn complex, largescale heatmaps, we will show, in the next section, that this approach will not provide good utility and will come at steep communication and computation costs. To overcome these challenges, we extend this design through an adaptive hierarchical histogram algorithm that efficiently encodes user location to increase accuracy and reduce communication overhead.

The most natural way to learn a histogram over locations with a secure aggregation protocol is to have participating clients “one-hot” encode their location into a vector of length equal to the total number of possible locations². With such a representation, participating clients can simply submit their one-hot encoded vectors to a secure aggregation protocol that ensures that the service provider only gets to see the sum, which is essentially a histogram over all possible locations.

Achieving distributed differential privacy under integer modulo arithmetic. While the above approach ensures that the server cannot learn the locations of participating clients and gets to only observe a histogram over all possible locations, it does not offer any rigorous privacy guarantee. To achieve such a guarantee, participating clients can add noise locally in a way that makes the noisy sum differentially private (see Figure 2). However, one has to be careful because secure aggregation operates over integers modulo m arithmetic. This rules out all attempts based on adding continuous (floating point) noise, including the widely used Gaussian or Laplace mechanisms. We bypass this issue by having clients: (a)

²This assumes that the set of all possible locations is finite (e.g. by quantizing the exact locations into a fixed grid of locations). We expand on this in Section 5.1.

add integer noise drawn from the difference of two independent Pólya random variables to their one-hot encoded vectors, and (b) modulo clip the entries of the noisy vector (i.e. apply entry-wise modulo m) before submitting the clipped noisy values to a secure aggregation protocol.

Our approach is summarized in Algorithm 1. We now analyze the end-to-end differential privacy guarantees.

Definition 4.1 (Pólya Random Variables). A random variable X is a Pólya random variable with parameters (α, β) if it has a probability mass function given by

$$P(X = k) = \binom{\alpha + k - 1}{\alpha - 1} \beta^k (1 - \beta)^\alpha, \quad (1)$$

for $k \in \mathbb{N}$ and $\binom{\alpha + k - 1}{\alpha - 1}$ defined using Gamma functions. We denote this distribution by $\text{Pólya}(\alpha, \beta)$. To draw $X \sim \text{Pólya}(\alpha, \beta)$, we first draw $\lambda \sim \text{Gamma}(\alpha, \beta/(1 - \beta))$, where $\text{Gamma}(\cdot)$ is the Gamma distribution, and then use λ to draw $X \sim \text{Poi}(\lambda)$, where $\text{Poi}(\cdot)$ is the Poisson distribution.

THEOREM 4.2 (DISTRIBUTED DISCRETE LAPLACE MECHANISM). Assume X_i and Y_i are independent $\text{Pólya}(\alpha, \beta)$ random variables for $i \in \{1, \dots, S_{max}\}$. Let $\alpha = 1/S_{max}$ and $\beta = e^{-\epsilon/\Delta}$. Then the following securely aggregated query

$$\left(\sum_{i=1}^{S_{max}} (\text{vector}_i + X_i - Y_i) \bmod m \right) \bmod m, \quad (2)$$

where vector_i represents client i 's encoded integer vector with L_1 norm bounded by Δ , is ϵ differentially private.

The proof of the above theorem hinges on the following two observations. First,

$$Z = \sum_{i=1}^{S_{max}} X_i - Y_i \quad (3)$$

is distributed according to

$$P(Z = k) = \frac{1 - e^{-\epsilon/\Delta}}{1 + e^{-\epsilon/\Delta}} e^{-\epsilon|k|/\Delta}, \quad (4)$$

which is a discrete version of the Laplace noise that achieves ϵ differential privacy when added to queries with L_1 sensitivity equal to Δ [32]. See Theorem 5.1 in [35] for a detailed proof of this claim for $\Delta = 1$. Second, the modulo clipping operation can be viewed as a post-processing to an already differential private query. To view this, observe that $(\sum x_i \bmod m) \bmod m = (\sum x_i) \bmod m$. This means that the modulo clipping step applied by each client commutes with the modulo sum, thus appearing as a post-processing to a query that was noised with discrete Laplace noise. This proves that our approach achieves pure differential privacy irrespective of the choice of secure aggregation precision m . Having said that, m does play a critical role in determining the accuracy of our approach – aggressive modulo clipping saves bandwidth and computations but introduces more bias. We investigate the values of m that preserve accuracy in Section 6.6.

Multiple aggregation shards. In order to reduce communication costs and make client cohort assembly easier, secure aggregation shards are typically limited in size, say 10,000 clients [9]. We note that the above routine can be run multiple times separately (shown

Algorithm 1 Basic Histogram estimation with secure aggregation

```

1: Parameters: users  $n$ , privacy budget  $\epsilon_{total}$ , SecAgg shard size
    $S_{max}$ , SecAgg precision  $m$ , location encoding map  $vector\_map$ ,
   expected dropout rate  $\delta_{drop}$ .
2: function HISTOGRAM( $\epsilon$ ,  $vector\_map$ )
3:   # derive noise parameters using Eq. 5
4:    $(\alpha, \beta) \leftarrow \text{compute\_noise\_prams}(\epsilon, (1 - \delta_{drop}) \cdot S_{max})$ 
5:    $shards = n/S_{max}$ 
6:   for SecAgg shard  $r$  in  $shards$  do
7:      $U \leftarrow$  sample without replacement  $S_{max}$  users
8:     # Run secure aggregation protocol on selected clients
9:      $hist_r = \text{SecAgg}(\text{ClientUpdate}(\alpha, \beta, vector\_map), U)$ 
10:   $hist = \sum_{r=0}^{shards} hist_r$ 
11:   $map = \text{project\_to\_map}(hist, vector\_map)$ 
12:  return  $hist, map$ 
13: function CLIENTUPDATE( $\alpha, \beta, vector\_map$ )
14:   $location = \text{retrieve\_location}()$ 
15:   $vector = \text{encode\_to\_vector}(location, vector\_map)$ 
16:   $vector = \text{ModuloClip}(vector + \text{GenerateNoise}(\alpha, \beta), m)$ 
17:  return  $vector$ 
18: function GENERATENOISE( $\alpha, \beta$ )
19:   $X, Y \sim \text{Pólya}(\alpha, \beta)$ 
20:  return  $X - Y$ 
21: function MODULOCIP( $noisy\_vector, m$ )
22:  return  $noisy\_vector \bmod m$ 

```

on line 6 of Algorithm 1) to expand the reach of the algorithm. Observe that privacy budgeting is not required in this case because different shards are run on disjoint sets of users. Nevertheless, the noise added to each shard gets compounded across shards. Thus, the shard size plays a crucial role and there is a tradeoff between accuracy and shard size. We investigate the effect of the shard size on the accuracy of the learned heatmaps in Section 6.6.

Handling dropouts and adversarial clients. The above approach gives provable pure differential privacy guarantees as long as all participating clients follow the protocol faithfully until the end. In practice, a small fraction of clients may be adversarial or drop out in the middle of a secure aggregation shard. If unaddressed, the server observes the sum of noise shares with a few shares missing (due to dropped out clients or contributions with incorrect noise). In this situation, the partial sum of noise shares is not statistically equivalent to sampling from a discrete Laplace distribution, thus reducing the privacy guarantees. To account for this unavoidable and unpredictable issue, we propose scaling up the standard deviation of the Pólya random variables used to generate the local noise shares. For example, if we anticipate a maximum of 5% noise dropout rate $\delta_{drop} = 0.05$ due to adversarial clients or clients unable to complete the protocol, then in the worst case, we end up with $0.95S_{max}$ participating clients (as opposed to S_{max} clients) and call it *DP round size*. This means that the α parameter of the Pólya random variables should be scaled as $1/(1 - \delta_{drop})S_{max} = 1/(0.95S_{max})$ as opposed to $1/S_{max}$. Observe that we will be adding more noise than needed if less than 5% of noise shares drop out. This is a price we have

to pay to provide correct privacy guarantees under a worst-case dropout rate. Finally, we note that by design, secure aggregation fails to give the correct sum when a substantial fraction of the clients, more than δ_{drop} , drop out [7, 13]. This means that we can design for this worst-case scenario to ensure that either the server sees a provably differentially private sum or nothing. See Section 6.6 for an analysis of the impact of noise dropouts on the resulting quality of learned heatmaps. Recall that adversaries that seek to poison the heatmap, for example by adding excessive noise, are out of scope of this work.

5 Adaptive Hierarchical Histograms

The basic primitive presented in the previous section can be used as is to learn complex heatmaps. However, as we show in Table 1 of Section 6, this simple approach fails to provide high accuracy when the underlying heatmap is large. To overcome this issue, we now extend the basic primitive through an adaptive hierarchical histogram algorithm: in each shard the clients’ data is queried via secure aggregation to compute a variable resolution differentially private histogram whose parameters (both privacy budget and domain) are determined by the result of the previous rounds.

5.1 Baselines and Their Shortcomings

Let us first consider known approaches to further understand the trade-offs between accuracy and communication overhead. For simplicity, let us assume that each client only reports one location.

Flat one-hot encoding. In this approach, we apply Algorithm 1’s basic histogram estimation to a single spatial histogram over regional cells of uniform spatial dimension. Given a target area (say, city metro area) and a desired maximum spatial resolution, we define a uniform raster of D cells and associated $vector_map$ (the mapping from locations to vectors in Algorithm 1). Clients determine which raster cell their location falls into, encode it into a one-hot vector of size D , add differential privacy noise, and send this vector to the server via secure aggregation as described in Algorithm 1.

This approach thus incurs communication costs proportional to D , and its accuracy is very sensitive to the data distribution: if the raster is too fine, resulting in a small number of users in each cell, then their signal is overpowered by differential privacy noise. On the other hand, making the raster coarse reduces D and thus communication overhead, but does not allow accurate estimation of the distribution over space.

Hierarchical one-hot encoding. Before running the algorithm, we define a resolution hierarchy, such as the ℓ resolution levels $N \times N, 2N \times 2N, \dots, 2^{\ell-1}N \times 2^{\ell-1}N$. Note that each regional cell at level i is composed exactly of 4 cells at level $i+1$. Each client divides their privacy budget ϵ_{total} evenly among the ℓ resolution levels and runs the flat one-hot encoding algorithm at each level, optionally appending the ℓ one-hot encodings together before sending the results to the server via a single secure aggregation. The server then selects, for each subregion of the target area, the resolution whose result maximizes map accuracy, discarding data from the unused resolutions.

This approach resolves the problem of overpowering high resolution signal with noise by allowing the server to select a resolution

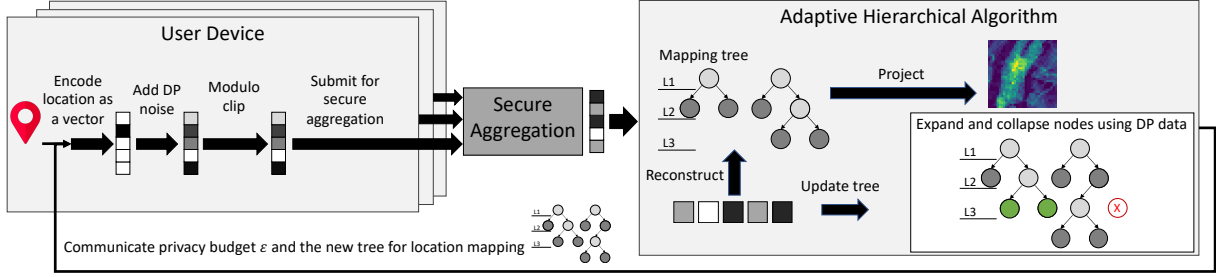


Figure 3: System design.

with good signal-to-noise ratio during postprocessing. However, it spends privacy budget inefficiently by collecting and then discarding data from the other $\ell - 1$ resolutions. Moreover, it does not reduce the communication overhead noted above; in fact, the cost is even larger (by a constant factor that depends on the arity of the resolution hierarchy).

Count-min sketch hierarchical encoding. The previous two approaches require communication costs that scale with the size D of the target area’s raster(s). This is a problem in settings where D is much larger than the number of clients S_{max} who are involved in each aggregation. CM sketches address precisely this problem by using $O(S_{max} \log S_{max})$ space instead of $O(D)$ space as in the two previous algorithms. This algorithm proceeds exactly as the previous one except that it encodes each of the intermediate ℓ histograms as a sketch, and thus trades $O(D)$ communication for $O(\ell S_{max} \log S_{max})$ communication, which is beneficial for large D .

Nevertheless, since clients still transmit location information associated with every resolution and the server only selects one resolution per subregion, discarding the rest of the data, this approach retains the core wastefulness of the hierarchical one-hot encoding algorithm, failing to improve its accuracy.

5.2 Leveraging Interactivity with Adaptive Hierarchical Histograms

Our algorithm employs a series of sub-queries to interactively partition and re-partition the spatial map into cells of different sizes, each with a good signal-to-noise ratio (see Figure 3). We leverage this interactivity by introducing adaptivity with regard to two key aspects: (i) adapting the spatial resolution in each subquery and (ii) adapting the privacy budget allocated to each subquery.

Adaptive resolution. By utilizing interactivity, our algorithm can avoid collecting data from the too-fine regions that would be discarded during postprocessing by the non-interactive approaches outlined above, thus reducing the communication costs drastically without impacting accuracy. We represent the spatial partition as a quaternary tree in which each node represents a regional cell and each child node represents a quadrant of its parent’s region. At each iteration, clients report their data to the lowest node in the tree whose corresponding region contains their location. The server aggregates the reported locations and then considers the signal to noise ratio of each node to decide whether to split that

region into its four children, collapse it into its parents, or retain it for the next iteration.

Naively, the server could split and collapse based on constant, data-independent thresholds for the number of required reports in a subregion. We can improve upon this by considering what limits the optimal resolution: the combination of sampling noise and differential privacy noise. In section 5.3, we introduce a heuristic adaptive mechanism to maximize accuracy by selectively splitting or collapsing regions based on the data from prior subqueries and both sources of expected noise.

Adaptive privacy. In an interactive protocol, each sub-query incurs a privacy cost, raising the question of how the overall privacy budget ϵ_{total} should be allocated over the sequence of interactive sub-queries. When the algorithm starts without a good prior for the actual distribution, the initial sub-queries are too coarse or too fine to capture the actual client distribution and can be viewed primarily as queries to optimize the final query partition rather than measure client density within that partition.

In Section 5.4, we introduce an adaptive privacy budget schedule to spend only as much privacy budget as is necessary on the initial resolution-optimization queries and to allocate as much privacy budget as possible to the final density-estimation query using an appropriate partition.

5.3 Adapting Spatial Resolution

Given a starting partition, the algorithm executes a sub-query and uses its results to adapt the resolution for the next sub-query. In particular, it splits cells if the differentially private count is sufficiently high that a finer resolution is possible. If the count is too low on a cell, it also has the option to revert back to coarser cells. It then generates a new query and repeats the process. Note that the algorithm makes these decisions independently on each cell, which can result in a non-uniform partition with finer resolution in some areas and coarser resolution in others. The algorithm terminates when the finest possible resolution is reached in each cell as determined by an expansion criterion and reports final counts for this partition.

The algorithm stops dividing a cell into finer cells when there is a low probability to learn more about the spatial distribution within the cell, given the expected differential privacy noise. More intuitively, the algorithm stops when further cell splitting would render the counts small enough so that they become indistinguishable from noise.

Let ϵ_{total} be the total privacy budget for the map and let ϵ_i be the privacy loss incurred during subquery i . The remaining budget at sub-query j is then $\epsilon_{rem} = \epsilon_{total} - \sum_{i=1}^{j-1} \epsilon_i$. Assuming the discrete Laplace differential privacy mechanism, we can use this remaining budget to estimate a lower bound for the noise standard deviation at any remaining sub-query as follows:

$$\sigma_{rem} = \tau(\epsilon_{rem}, \Delta) = \sqrt{2\beta/(1-\beta)^2}, \text{ where } \beta = e^{-\epsilon_{rem}/\Delta} \quad (5)$$

In order to learn more about the spatial distribution the signal from users (e.g., count) in at least one sub-cell should significantly exceed the expected noise. Given n_i users observed in a cell i during the previous sub-query $j-1$, we expect n_i users spread over the four sub-cells if we split this cell during the next sub-query and the maximum expected count is n_i (if they were all located in the same sub-cell). We therefore heuristically set the stopping criterion as

$$n_i > k\sigma_{rem} \quad (6)$$

where k is a parameter than can be adjusted. We use $k = 2$ standard deviations in our implementation, meaning that the best case expected n_i should exceed the 95th-percentile of the noise lower bound.

A similar criterion can also be used to collapse cells when the signal becomes indistinguishable from noise to restore higher accuracy. In the context of our partition tree \mathcal{T} , we collapse cells by simply deleting the corresponding node. This means that if some leaf nodes contain counts indistinguishable from noise, they can be recombined in the following sub-queries. Note that we allow nodes to be partially split, meaning that only a subset of the four child nodes are present. Users report their data at the lowest node in the tree that covers their raw location, so if a node has just one child with sufficient signal, the data from the remaining three child regions get aggregated together. If these remaining regions associated with the parent node still have insufficient signal, that node can be collapsed again so that its signal will be aggregated into its parent region. When implementing the algorithm, it is therefore important to choose a representation of \mathcal{T} which permits orphaned nodes.

5.4 Adapting Privacy Budget Schedule

The goal of our algorithm is to reach an accurate and fine-grained grid given a privacy budget over the entire sequence of sub-queries. One approach is simply to use a fixed schedule of the allocated budget per level, e.g. equal share or geometric progression, based on a maximum number of sub-queries. However, this approach doesn't take into account the ability of the server to observe the differentially private results between the sub-queries and adjust the budget for the next sub-query based on the current state of the grid and participating users to allocate the required amount of budget and make the decisions to split or recombine the nodes in the tree.

We aim to use just enough of the privacy budget for the next sub-query to be able to make informed decisions on where to split nodes. This means that the expected user count per cell should significantly exceed the expected differential privacy noise. The expected user count per cell is simply U/T , where U is the number of users that are part of the sub-query and T is the number of cells

and size of the securely aggregated vector (in terms of the tree \mathcal{T} , this is the number of nodes with fewer than four children). We accomplish this by estimating a target standard deviation of the differential privacy noise as

$$\tilde{\sigma} = \tau_{target}(c, U, T, S_{max}) = c \frac{U}{T} \sqrt{\lceil S_{max}/U \rceil} \quad (7)$$

where c is a calibration parameter (typically $c < 1$) and S_{max} is the maximum number of users in one secure aggregation shard. Calibration parameter c can depend on the shape of distribution (uniform or heavily concentrated in certain areas). Lower values of c results in accurate splits but fewer levels (good for uniform distribution) and higher values of c results in more levels but lower split accuracy (good for concentrated case). Furthermore, setting the correct value of c depends on the task, e.g. discovering the most accurate location of few hotspots might need to increase c , whether generally accurate map might need lower c value. In practice, the optimal c can be estimated on similar inputs (e.g. maps of other cities) or prior runs of the algorithm.

The last term accounts in Equation 7 for noise variance accumulation when the number of users exceeds the limit on one secure aggregation shard and summing over multiple secure aggregations is necessary. By solving Equation 5 for ϵ we can use derived standard deviation value to spend privacy budget:

$$\tilde{\epsilon} = \phi(\sigma) = -\Delta \cdot \ln\left(\frac{\sigma^2 + 1 - \sqrt{2\sigma^2 + 1}}{\sigma^2}\right) \quad (8)$$

To manage the remaining privacy budget we create the following rule:

$$\epsilon = \gamma(\epsilon_{rem}, \tilde{\epsilon}) = \begin{cases} \tilde{\epsilon}, & \text{if } b\tilde{\epsilon} \leq \epsilon_{rem} \\ \epsilon_{rem} & \text{otherwise} \end{cases} \quad (9)$$

Intuitively, we use $\tilde{\epsilon}$ if enough privacy budget remains for a subsequent sub-query. Otherwise, we set the ϵ to use the remainder of the privacy budget to maximize accuracy and the algorithm terminates after this last query. The expansion parameter b controls how much more budget we need for the next sub-query, e.g. lower b is useful when we expand only few leafs and larger b when we expand all the leafs. We then generate noise using derived ϵ through Eq. 5 and apply it to the user vector. Also, note that this approach allocates more noise when the number of cells is small, such as in the initial sub-queries starting from the root of the quaternary tree. Conversely, it allocates less noise as the resolution increases.

5.5 Extension for Auxiliary Data

Some applications might utilize more information than users' locations to build a map. For example, an epidemiologist may wish to measure the prevalence of a disease within a population; in this case users can send infection test results along with their locations. For each leaf l_i in the tree we can add data structure $data_i$ that stores the result status.

The user then reports not just the leaf but also the exact point in the data structure represented. We can represent the data structure similarly as a one-hot vector, retaining sensitivity 1 for the reported vector, or we can adjust the sensitivity (and therefore differential privacy noise) according to some other maximum contribution.

Algorithm 2 Extending HISTOGRAM(.) from Algorithm 1.

```

1: Inputs: users  $n$ , privacy budget  $\epsilon_{tot}$ , SecAgg shard size  $S_{max}$ ,
   calibration  $c$ , sensitivity  $\Delta$ .
2: function UPDATETREE(tree  $\mathcal{T}$ , histogram  $hist$ , threshold  $t$ )
3:   for all node  $\in \mathcal{T}$  do
4:     count =  $hist[node]$ 
5:     if count >  $t$  then
6:       node.split()
7:     if count  $\leq \frac{1}{4}t$  then
8:       node.collapse()
9:   return  $\mathcal{T}$ 
10: function ADAPTIVEHIERARCHICALHISTOGRAM( $\epsilon_{tot}$ )
11:   iteration  $i = 0$ 
12:    $\mathcal{T}_i = \text{init\_prefix\_tree}()$ 
13:    $\epsilon_{rem} = \epsilon_{tot}$ 
14:   while  $\epsilon_{rem} > 0$  do
15:      $i = i+1$ 
16:     # Get target threshold using Eq. 7
17:      $\tilde{\sigma}_i = \tau_{target}(c, \mathcal{T}_i, U, \epsilon_{rem}, S_{max})$ 
18:     # Get corresponding budget using Eq. 8
19:      $\epsilon_i = \phi(\tilde{\sigma}_i)$ 
20:     # Utilize Eq. 9 to prevent overflow of  $\epsilon_{rem}$ 
21:      $\epsilon_i = \gamma(\epsilon_{rem}, \epsilon_i)$ 
22:      $\epsilon_{rem} = \epsilon_{rem} - \epsilon_i$ 
23:     # Use Algorithm 1
24:     ( $hist, map$ ) = Histogram( $\epsilon_i, \mathcal{T}$ )
25:      $\mathcal{T}_{i+1} = \text{UpdateTree}(\mathcal{T}_i, hist, \tilde{\sigma}_i)$ 
26:   return ( $hist, map$ )

```

Note that a data structure of size $|data|$ for a tree with T leaves will occupy $|data| \cdot T$ space. It may be possible to run the hierarchical algorithm over the auxiliary data to reduce size of $data$ but we only consider here the small-dimensional case (such as the single-dimensional case of sending an ‘infected’ bit). Algorithm 1 can support auxiliary data by modifying the ClientUpdate method to encode the data into the vector.

Depending on the precise application, the UpdateTree function from Algorithm 2 can be altered to split or collapse node l_i based on the auxiliary data aggregated in structure instead or in addition to that node’s user count. In the disease prevalence example, we can split or collapse based on the size of the confidence interval of the proportion estimate.

5.6 Implementation Details

As described above, we define a hierarchy over a space using a quaternary tree in which each node represents a rectangular region and has up to four children representing quadrants of the rectangle. Unlike the well-known quadtree [50] structure, we do not require each node to be either a leaf node or have exactly four children; a node with one to three children represents all of the remaining quadrants not represented explicitly by descendants. Moreover, orphaned child nodes are permitted such that, for example a node could have a single grandchild but no children, in which case the

node represents the entire region excluding the sixteenth associated with the grandchild. All nodes with fewer than four children can accumulate counts from clients, so each such node is mapped to the index of a vector element that accumulates counts for its associated region. Other branching factors are possible and could improve performance on particular datasets. Probabilistic structures like Mondrian trees could also be used, but they require multiple iterations over data.

Transforming coordinates to a bitstring. Given a maximum depth of the tree, each location coordinate can be mapped to the deepest node of the tree that it falls into. Node ids can be assigned in the form of a bitstring based on the node’s position in the tree. The empty string represents root and, for a branching factor of 4, we traverse the tree appending at each level a two-bit suffix {00}, {01}, {10}, or {11} corresponding to the choice of the NW, NE, SE, or SW quadrant of the parent, respectively. The resolution is thus determined by the node’s depth in the tree (or, equivalently, its id length).

For example, location $(x = 12, y = 5)$ on the 16×16 map becomes $(x = 1100, y = 0101)$. By grouping together the first bits for each dimension—in this case 1 for coordinate x and 0 for coordinate y —we construct the first non-root ancestor node id {10}. We then append the next most significant bits from each dimension in turn such that the full sequence of node ids from largest to smallest region containing the location is $\{\} \rightarrow \{10\} \rightarrow \{10/11\} \rightarrow \{10/11/00\} \rightarrow \{10/11/00/01\}$ (with slashes included here between each quadrant suffix for readability only). When reporting location, each client contributes data to the vector element corresponding to the longest node id in \mathcal{T} which matches the prefix of that client’s location.

Communication overhead. Note how the algorithm also significantly reduces the amount of data clients need to send to the server by optimizing the vector size. For every algorithm iteration a sampled client sends a vector of length equal to a number of nodes in the tree that do not have a full set of children.

6 Evaluation

We evaluate our design on real-life public location data in terms of density estimation accuracy and communication cost.

6.1 Experimental Setup

The algorithms are implemented using NumPy and Tensorflow Federated [38] and executed on a workstation.

Datasets. We derive location datasets from public fine-grained population heatmap images in three areas with different spatial and population distribution characteristics. In particular, we use a heatmap of Manhattan released by the New York Times [52] and a heatmap of Mayotte and Lagos, Nigeria obtained from the Humanitarian Data Exchange [27] website. All heatmaps are cropped to the resolution of 1024×1024 .

To derive a distribution of user locations, we interpret the luminosity value l of a pixel located at the (x, y) coordinate in the image as l users being located at that coordinate. Each simulated user in the generated dataset will be assigned a single location. This therefore results in 54,599,988 users for Manhattan, 242,528 for Mayotte, and 9,578,296 for Lagos.

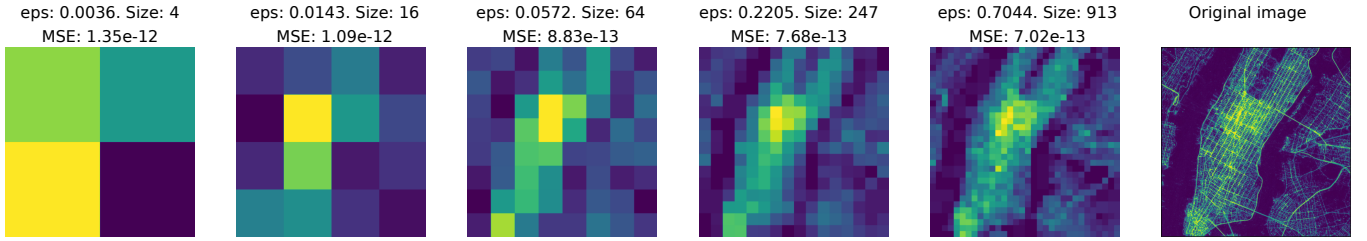


Figure 4: Algorithm results for the Manhattan map. We run our algorithm with $\epsilon = 1$ budget across 100,000 users, dropout 10%, $S_{max} = 10,000$ and size of the distributed DP round 9,000.

Task. We formulate the task of reconstructing the location heatmap as a density estimation problem. We set the privacy budget to $\epsilon = 1$.

Accuracy metrics. We focus on the mean squared error (MSE) and $L1$ metrics—common metrics for density estimation tasks. To compute MSE, let functions f (for the original map) and f^* (for the algorithm’s output) return normalized density values for any coordinate (x, y) in the original map. Since the resolution of the algorithm output can be coarser than the original map, the corresponding tree may not have a leaf node matching only this coordinate. In this case, we uniformly distribute the value from the deepest node that still encompasses this coordinate over the coordinates not covered by any of its children. That is, a node representing a $k \times k$ region with value v and ψ coordinates covered by its children would yield a value of $v/(k^2 - \psi)$ for coordinates not covered by children. Given these functions, MSE is simply:

$$MSE(f^*, f) = \frac{1}{n^2} \sum_{x=1}^n \sum_{y=1}^n (f^*(x, y) - f(x, y))^2$$

Similarly we compute an $L1$ distance metric. Our algorithm works on a sample of the simulated user data, and therefore won’t be able to fully recover the original image, even without any differentially private noise due to sampling error. Another challenge for density estimation is the binning size – some small bins might have no data while larger bins provide inaccurate count – which translates to the tree level in our algorithm.

6.2 Accuracy and Communication Efficiency

We compare our algorithm to the baselines described in Section 5.1 on a number of benchmarks. A good algorithm should reconstruct the original heatmap both with low error and low communication costs while satisfying privacy constraints. The NYC map has a maximum resolution of $2^{10} \times 2^{10} = 2^{2*10}$ that corresponds to a 10 level quadtree that can be built over the map. In our setting we allow 10,000 clients to participate in the algorithm and aim to preserve total privacy budget of $\epsilon = 1$ per user. Users can send a vector of integers to the server using secure aggregation but can obtain the quadtree in the clear as the intermediate quadtrees are differentially private. Table 1 shows the results of this comparison.

Non-interactive baselines. We begin with a non-interactive setting where the server can only receive one response from each of the 10,000 users.

The total number of users presented on the original map is 55 million and sampling only 10,000 user location will result in

some inaccuracy of the result even without privacy constraints. We estimate this sampling error via a **non-private baseline** in which users report their locations in plain to the server. As the server has access to all 10,000 locations, we build a map for every level of the quadtree and pick the level that produces the best metric. The result we obtain is $MSE = 7.75e^{-13}$ with only 2 integers (x and y coordinates) for communication overhead.

With a **flat one-hot encoding**, one needs to choose the target resolution a priori. We simply let users report their locations at the finest resolution in our dataset via a vector of length 2^{2*10} . This allows the addition of distributed discrete Laplace differential privacy noise to each coordinate during aggregation, but those coordinates will only accumulate signal from a few users due to their sparsity at the finest resolution, resulting in an error $41.4e^{-13}$ that has no meaningful result. Furthermore, this approach incurs overhead cost of 2^{2*10} integers per user. Note that one cannot easily postprocess this result into a coarser resolution by summing the values at neighboring coordinates since the noise would still dominate. Alternatively, one could guess a coarser target resolution to obtain more signal at less communication overhead but risks unnecessary loss of resolution if users are clustered in a few locations.

Under **hierarchical one-hot encoding**, users report their location for every quadtree level using budget $\epsilon = 0.1$ per each level. The server then analyses reported vectors and picks the best split. For this evaluation, we simply use the split that achieves the lowest MSE compared to the ground truth. Note that in practice error would increase since one would have to make probabilistic decisions based on expected noise. The communication overhead is a sum of coordinate vectors from 2^{2*1} to 2^{2*10} , total of 1,398,100 vector elements per user. The algorithm achieves $8.81e^{-13}$ MSE, only adding 15% error over the non-private solution.

Count-Min sketching can reduce the reported vector size if the client locations are sparse compared to the dimension of the aggregated quadtree levels. We define a count-min sketch with 2,000 width and 20 depth that achieves error below 10 with probability 0.001 for 10,000 user reports. To achieve the same differential privacy guarantees we increase the sensitivity of each report proportional to the sketch’s depth. Users report 10 times on different prefixes of their location using the provided sketch achieving higher error of $8.81e^{-13}$ but reducing communication costs to 400,000.

The **Adaptive grid** method [46] can be considered a partially interactive algorithm since it performs two queries. The first query obtains counts on a uniform 10×10 grid. The second query is with a refined partition, where each of the aforementioned grid cells is

Table 1: Density estimation accuracy (MSE in e-13) and communication overhead (vector size) for different user sample sizes with privacy budget $\epsilon = 1$ and secure aggregation shard size $S_{max} = 10,000$. Communication overhead sums vector sizes for every algorithm level.

Algorithm	10k users (no dropout)		100k users (no dropout)		100k users (10% drop)	
	MSE	Comm	MSE	Comm	MSE	Comm
<i>Non-interactive</i>						
Non-private	7.75	2	6.19	2	6.55	2
Flat	41.40	1,048,576	21.40	1,048,576	21.93	1,048,576
Hierarchical	8.81	1,398,100	7.75	1,398,100	7.79	1,398,100
CM-sketch based	11.62	40,000	11.69	40,000	11.73	40,000
Adaptive-grid [46]	9.67	460	9.89	3,448	9.96	2,882
Spatial decomposition [19]	8.56	1,048,576	7.72	1,048,576	7.78	1,048,576
Ours (scheduled ϵ , adaptive T)	7.88	340	6.99	1254	7.02	1244

Table 2: Ablation study of our algorithm with 10k users (no dropout) and privacy budget $\epsilon = 1$.

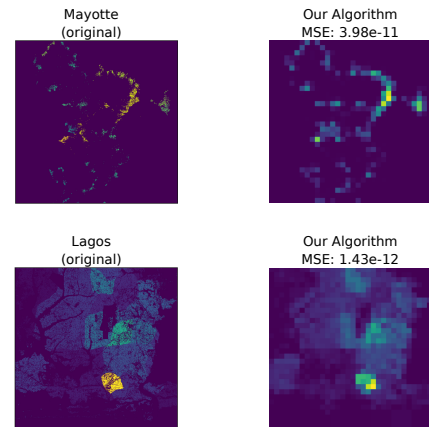
Algorithm	MSE (e-13)	L1 (e-3)	MAPE	sMAPE	MAAPE	Comm
No noise ($T=10, \epsilon = \infty$)	7.75	1.02	3.10	0.92	0.79	12,734
Fixed ϵ , non-adaptive ($T = 10$)	8.81	1.10	3.94	1.12	0.80	43,450
Scheduled ϵ , non-adaptive ($T = 10$)	7.95	1.05	3.46	1.09	0.79	340
Scheduled ϵ , adaptive T	7.88	1.05	3.43	1.00	0.79	340

further divided into a $n \times n$ sub-grid. Here, $n = \sqrt{\frac{N'(1-\alpha)\epsilon}{c_2}}$, where N' is a current count in that region, α is a budget share and c_2 is a hyperparameter. Following the guidelines we set $\alpha=0.5$ and $c_2=10$. To make this compatible with our distributed setting, we use our Poly mechanism instead of the central differential privacy mechanism. This method, reduces communication by eliminating hierarchical structure, but provides lower accuracy due to its single heuristic attempt to partition the map and does not improve with more users participating in the algorithm.

We adapt differentially private **spatial decomposition** [19] to our distributed setting using proposed geometric budget. This method is non-interactive and assigns more privacy budget to higher levels of the tree to obtain correct initial splits unlike our approach that saves more budget for later layers. The result of the best layer is better than the hierarchical one-hot encoding, however the algorithm does not use the threshold to split the tree and due to specifics of the budget allocation deeper layers are less accurate and consume communication budget.

Our algorithm. Interactivity enables communication savings by only querying data at granularities with sufficient client density. Recall that our algorithm defines a privacy schedule proportional to the number of regions in every level so that the algorithm has clear stopping criteria preventing unnecessary communication with little utility and wasted budget. Furthermore, a threshold that adapts to the amount of applied noise allows reaching a fine level with a more accurate quadtree split, resulting in $7.88e^{-13}$ error which is only 1.7% more than the original sampling error in a non-private

algorithm. Note that the algorithm achieves this with a communication cost (vector size) of 340, which is orders of magnitude lower communication compared to the other private baselines.

**Figure 5: Visual comparison of original (left) and differentially private heatmap (right) on two location datasets (100k users sampled) using privacy budget $\epsilon = 1$.**

6.3 Ablation Study

To understand how the different components of the algorithm contribute, Table 2 presents other interactive algorithm variants.

As a **non-private version**, consider running the hierarchical histograms algorithm with no differential privacy noise (infinite

privacy budget) and setting the threshold to 10, achieving the same error as the non-interactive, non-private baseline with communication cost of 12,734. While this is worse than the communication cost of sending location in the clear, it is far superior to the non-interactive one-hot encoding approaches, saving costs by not expanding nodes that had low counts on every level of the quadtree.

A simple private but **non-adaptive hierarchical histogram** algorithm simply splits the $\epsilon = 1$ privacy budget evenly among the quadtree levels of the non-private version. By using threshold $T = 10$ we achieve similar error $8.81e^{-13}$ to non-interactive run but with only 43,450 overhead. The increase in communication from the non-private interactive baseline is caused by additional splits due to high equal noise ($\epsilon = 0.1$) across levels.

Using our schedule and a fixed threshold results in $7.95e^{-13}$ error and expansion to only first 4 levels of the quadtree while also leaving most of the budget (0.76) to the last level, thus getting accurate final estimates. Furthermore, a threshold that adapts to the amount of applied noise allows reaching a finer level with a more accurate quadtree split, resulting in an error of $7.88e^{-13}$.

6.4 Additional Measures of Error

As described in Section 2.1, different measures of error are appropriate for different applications. Table 2 demonstrates that our algorithm is not overtuned to MSE in particular; it includes several other measures of error which have historically been recommended for evaluating differences between epidemic distributions [49]: L1 distance (or absolute error), mean absolute percentage error (MAPE, using the minimum location value as the denominator when the true value is zero), symmetric absolute percentage error (sMAPE), and mean arctangent absolute percentage error (MAAPE). For absolute measures of error, our algorithm’s increase in error compared to the non-private baseline ranges from 0% for MAAPE to 1.9% for L1 distance, while for relative measures of error (which are far more sensitive to noise in low-population regions), it is just 8.7% for sMAPE 11% for MAPE. That our algorithm performs so close to the non-private baseline on all of these error measures suggests that it is broadly applicable even when the application does not call precisely for MSE.

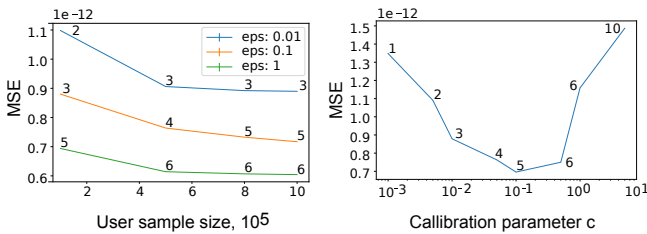


Figure 6: Sensitivity analysis. Algorithm runs more levels as sample size (left) or calibration parameter c (right) increases, but performance only improves with larger sample size.

6.5 Sensitivity Analysis

Effect of other datasets. We pick corresponding maps from the Humanitarian Data Exchange for an island country Mayotte with population sparsely spread along the coasts and Lagos, Nigeria with

population spread across the whole map. We similarly pick areas of 1024×1024 cells. The selection of Lagos’s map has a total of 9,578,296 participants and Mayotte has 239,880.

Figure 5 visually compares the density estimation accuracy of our algorithm. When using the same parameters as for the NYC map we can reconstruct Mayotte’s map with error $3.98e^{-11}$ and total communication of 929 whereas an interactive fixed epsilon, non-adaptive threshold gives $4.45e^{-11}$ with communication 27,022. For Lagos, our algorithm obtains error $1.43e^{-12}$ and 291 overhead compared to $1.82e^{-12}$ with communication 41,233.

Effect of a sample size. Sampling more users into the algorithm increases the signal but also amplifies the differentially private noise. However, accumulated noise would have standard deviation $\sigma_{aggr} = \sqrt{k} * \sigma^2$ for k parallel SecAgg shards with geometric noise σ . For example, for a SecAgg shard of size 10,000, sampling 100,000 users will result in only $\sqrt{10}$ more noise than sampling 10,000 users while the signal can grow linearly. Figure 6 (left) shows that the algorithm benefits from large sample sizes even under very strict privacy budgets.

Calibration parameter. As discussed in Section 5 calibration hyperparameter c from in Equation 7 determines target standard deviation of the differential privacy noise. In other words it represents our estimates of the data distribution such as how concentrated is the population on the map. Figure 6 (right) shows that high values of this parameter result in more levels explored by the algorithm and we achieve the highest performance when $c = 0.1$. Finding appropriate calibration parameter is a non-DP operation and can be done using public data for that location or other, similar cities.

6.6 Effect of Secure Aggregation Parameters

To support real-world deployment our approach needs to be scalable and robust to user dropout. Any secure aggregation framework has its own scalability limitations, we evaluate our approach under these constraints and report performance.

SecAgg shard size. Figure 7 (left) illustrates that larger SecAgg shard size leads to lower errors as it reduces excess differential privacy noise. The graph shows the average mean square error for density estimation on the New York dataset over a fixed quadtree depth 3 with $\epsilon = 0.1$ per each level. Still, using a sample size larger than the number of users that can be queried in one secure aggregation shard can improve density estimation accuracy. For example, at a shard size of 10,000, a sample size of 100,000 leads to lower error than the sample size of 10,000.

Analyzing dropouts. In Fig. 7 (center), we see that increasing the DP round size (up to the secure aggregation shard size S_{max}) positively impacts the accuracy of the algorithm. Note that DP round size corresponds to α of the Pólya random variables (see Section 4). However, if the number of participants remaining in the secure aggregation shard is lower than the DP round size then the result of the algorithm cannot achieve the target DP budget. Fig. 7 shows that with up to 20% dropout rate and DP size of 8000, we get only 15% error increase over no user dropout.

The graph shows that even when overcompensating for significant fraction of participants dropping out during the sum computation, for example due to loss of network connectivity, the resulting

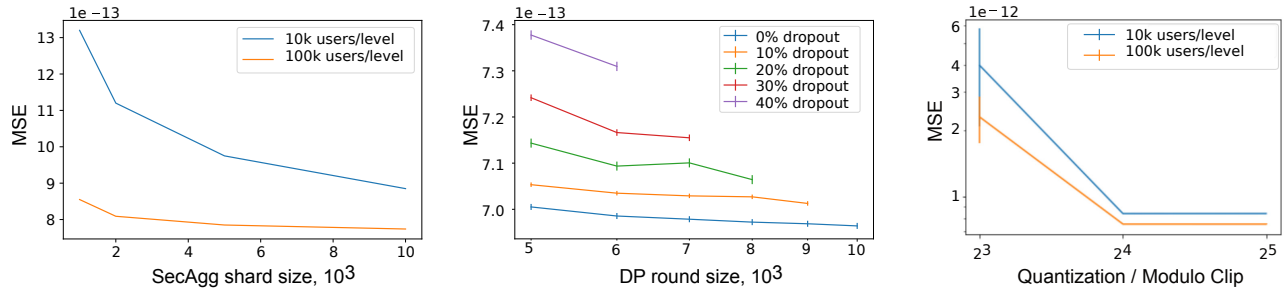


Figure 7: Secure aggregation parameters have profound impact on performance. Large shard size (left) and modulo clip (right) improve performance, while adjusting the DP round size to dropout achieves DP guarantees with slight performance drop.

mean square error remains far below that of existing techniques such as local differential privacy techniques.

Quantization of vectors. Secure Aggregation operates on a finite set of integers but the proposed discrete Laplace mechanism achieves differential privacy by adding integer noise, which, in theory, could be unbounded. Thus, it is important to understand how to set the range for secure aggregation to avoid overflowing with high probability as this can significantly impact the performance. Figure 7 (right) shows that after 16-bit integers the error remains the same, i.e. there is no overflow in the results and all the error is due to differential privacy noise.

7 Discussion

Communication/Computation costs for SecAgg. Our analysis so far has not considered additional communication overhead imposed by the secure aggregation protocol. For n clients, each inputting a vector of length l , the secure aggregation protocol from [9] requires $O(\log n + l)$ communication and $O(\log^2 n + l \log n)$ computation per client. Note that the dominating term in both client communication and communication is l . This is the case also in terms of concrete efficiency, as shown by Bell et al. [9]. For this reason we simply use the value l as a proxy for the costs incurred by secure aggregation, taking into account that this protocol easily scales, in terms of both server and clients computation/communication costs, to vectors of length $1M$ and over $100k$ clients.

Prior information and dynamic datasets. Algorithm 2 iteratively refines the prefix tree \mathcal{T} , spending some privacy budget along the way. Intuitively, if fewer iterations are required to reach the optimal \mathcal{T} , less privacy budget can be spent discovering it and more can be spent collecting data at this resolution. Since Algorithm 2 supports both leaf node splitting and collapsing, we can in theory begin with any prefix tree \mathcal{T} , rather than always beginning with only the quadtree root node. This gives us the flexibility to guess at the optimal \mathcal{T} and reap accuracy gains or losses depending on whether the guess is closer or farther from the optimal \mathcal{T} than the root node. We can thus apply any prior we may have about the spatial distribution under measurement.

The epidemiological topics described in Section 2.1, such as the spread of disease, the danger of traffic, and other public health patterns, are not, in general, static. In these and other applications, re-querying a distribution can provide value by capturing its temporal shifts. When re-querying a distribution, the previous result

can act as an informative prior, and may produce real accuracy gains when used as the starting-point \mathcal{T} as described above. We leave for future work further exploration of how best to leverage prior information when exploring dynamic distributions.

8 Conclusion

We revisited the distributed differential privacy concept in light of recent advances in secure multiparty computation that allow computing secure vector sums with contributions from thousands of participants. We showed through an end-to-end design how this makes it feasible to generate differentially private heatmaps over location data at the metropolitan scale with contributions from millions of users. In particular, we designed an adaptive hierarchical histogram algorithm that interactively refines the resolution of the heatmap to construct an efficient dense vector representation of the location space. It exploits interactivity in that it adapts resolution, stopping criteria, and privacy budget allocation based on the results of prior histogram queries. The results with public location datasets show that this adaptive approach generates heatmaps with high accuracy while significantly reducing the worst case client communication overhead of existing privacy-preserving baselines with comparable accuracy. While this paper has focused on location heatmaps, we believe that opportunities exist to generalize this approach to other sparse federated analytics settings where private data is sparsely distributed over a large domain.

In closing, we note that privacy is a multi-faceted challenge. While this paper has focused on a private heatmap aggregation mechanism, a complete solution should address privacy more holistically. For example, storing raw data on device and accessing only aggregates does not absolve the service provider of proper stewardship obligations. Individual data should still be treated securely with standard best practices such as encryption-at-rest, access control, finite lifetime, processed only with informed consent, and follow contextual integrity principles [45]. We hope, however, that this paper advances the toolkit for designing privacy-aware systems.

Acknowledgments

At Cornell Tech, Bagdasaryan is supported in part by a Cornell Digital Life Initiative fellowship and an Apple Scholars in AI/ML fellowship.

References

- [1] Jayadev Acharya, Ziteng Sun, and Huanyu Zhang. Communication efficient, sample optimal, linear time locally private discrete distribution estimation. *arXiv preprint arXiv:1802.04705*, 2018.
- [2] Naman Agarwal, Peter Kairouz, and Ziyu Liu. The skellam mechanism for differentially private federated learning. *arXiv preprint arXiv:2110.04995*, 2021.
- [3] Victor Balcer and Albert Cheu. Separating local & shuffled differential privacy via histograms. In *ITC*, pages 1:1–1:14, 2020.
- [4] Victor Balcer, Albert Cheu, Matthew Joseph, and Jieming Mao. Connecting robust shuffle privacy and pan-privacy. In *Proceedings of the 2021 ACM-SIAM Symposium on Discrete Algorithms (SODA)*, pages 2384–2403. SIAM, 2021.
- [5] Borja Balle, James Bell, Adrià Gascón, and Kobbi Nissim. The privacy blanket of the shuffle model. In *CRYPTO*, pages 638–667, 2019.
- [6] Borja Balle, James Bell, Adrià Gascón, and Kobbi Nissim. Private summation in the multi-message shuffle model. pages 657–676, 2020.
- [7] Borja Balle and Yu-Xiang Wang. Improving the gaussian mechanism for differential privacy: Analytical calibration and optimal denoising. In *International Conference on Machine Learning*, pages 394–403. PMLR, 2018.
- [8] Raef Bassily, Kobbi Nissim, Uri Stemmer, and Abhradeep Guha Thakurta. Practical locally private heavy hitters. In *Advances in Neural Information Processing Systems*, pages 2288–2296, 2017.
- [9] James Henry Bell, Kallista A. Bonawitz, Adrià Gascón, Tancrede Lepoint, and Mariana Raykova. Secure single-server aggregation with (poly)logarithmic overhead. In *CCS*, pages 1253–1269. ACM, 2020.
- [10] Raghav Bhaskar, Srivatsan Laxman, Adam Smith, and Abhradeep Thakurta. Discovering frequent patterns in sensitive data. In *Proceedings of the 16th ACM SIGKDD international conference on Knowledge discovery and data mining*, pages 503–512. ACM, 2010.
- [11] Andrea Bittau, Úlfar Erlingsson, Petros Maniatis, Ilya Mironov, Ananth Raghunathan, David Lie, Mitch Rudominer, Ushasree Kode, Julien Tinnes, and Bernhard Seefeld. Prochlo: Strong privacy for analytics in the crowd. In *Proceedings of the 26th Symposium on Operating Systems Principles, SOSP '17*, page 441–459, New York, NY, USA, 2017. Association for Computing Machinery.
- [12] Andrea Bittau, Úlfar Erlingsson, Petros Maniatis, Ilya Mironov, Ananth Raghunathan, David Lie, Mitch Rudominer, Ushasree Kode, Julien Tinnes, and Bernhard Seefeld. Prochlo: Strong privacy for analytics in the crowd. In *Proceedings of the Symposium on Operating Systems Principles (SOSP)*, pages 441–459, 2017.
- [13] Keith Bonawitz, Vladimir Ivanov, Ben Kreuter, Antonio Marcedone, H Brendan McMahan, Sarvar Patel, Daniel Ramage, Aaron Segal, and Karn Seth. Practical secure aggregation for federated learning on user-held data. *arXiv preprint arXiv:1611.04482*, 2016.
- [14] Luca Bonomi and Li Xiong. Mining frequent patterns with differential privacy. *Proceedings of the VLDB Endowment*, 6(12):1422–1427, 2013.
- [15] Mark Bun, Jelani Nelson, and Uri Stemmer. Heavy hitters and the structure of local privacy. In *Proceedings of the 37th ACM SIGMOD-SIGACT-SIGAI Symposium on Principles of Database Systems, SIGMOD/PODS '18*, pages 435–447, New York, NY, USA, 2018. ACM.
- [16] Albert Cheu, Adam Smith, Jonathan Ullman, David Zeber, and Maxim Zhilyaev. Distributed differential privacy via shuffling. In *Annual International Conference on the Theory and Applications of Cryptographic Techniques*, pages 375–403. Springer, 2019.
- [17] Graham Cormode, Flip Korn, S. Muthukrishnan, and Divesh Srivastava. Finding hierarchical heavy hitters in data streams. In *Proceedings of the 29th International Conference on Very Large Data Bases - Volume 29, VLDB '03*, pages 464–475. VLDB Endowment, 2003.
- [18] Graham Cormode, Tejas Kulkarni, and Divesh Srivastava. Marginal release under local differential privacy. In *Proceedings of the 2018 International Conference on Management of Data*, pages 131–146. ACM, 2018.
- [19] Graham Cormode, Cecilia Procopiu, Divesh Srivastava, Entong Shen, and Ting Yu. Differentially private spatial decompositions. In *2012 IEEE 28th International Conference on Data Engineering*, pages 20–31. IEEE, 2012.
- [20] Ilias Diakonikolas, Moritz Hardt, and Ludwig Schmidt. Differentially private learning of structured discrete distributions. In *Advances in Neural Information Processing Systems*, pages 2566–2574, 2015.
- [21] John C Duchi, Michael I Jordan, and Martin J Wainwright. Local privacy and statistical minimax rates. In *2013 IEEE 54th Annual Symposium on Foundations of Computer Science*, pages 429–438. IEEE, 2013.
- [22] Cynthia Dwork, Frank McSherry, Kobbi Nissim, and Adam Smith. Calibrating noise to sensitivity in private data analysis. In *Theory of cryptography conference*, pages 265–284. Springer, 2006.
- [23] Shakiba Enayati and Osman Y. Özaltn. Optimal influenza vaccine distribution with equity. *European Journal of Operational Research*, 283(2):714–725, 2020.
- [24] Úlfar Erlingsson, Vitaly Feldman, Ilya Mironov, Ananth Raghunathan, Kunal Talwar, and Abhradeep Thakurta. Amplification by shuffling: From local to central differential privacy via anonymity. In *Proceedings of the Thirtieth Annual ACM-SIAM Symposium on Discrete Algorithms*, pages 2468–2479. SIAM, 2019.
- [25] Alexandre Evfimievski, Ramakrishnan Srikant, Rakesh Agrawal, and Johannes Gehrke. Privacy preserving mining of association rules. *Information Systems*, 29(4):343–364, 2004.
- [26] Vitaly Feldman, Audra McMillan, and Kunal Talwar. Hiding among the clones: A simple and nearly optimal analysis of privacy amplification by shuffling. *arXiv preprint arXiv:2012.12803*, 2020.
- [27] Nicole Fulk. High resolution population density maps. *The Humanitarian Data Exchange*, Oct 2018.
- [28] Badih Ghazi, Noah Golowich, Ravi Kumar, Pasin Manurangsi, Rasmus Pagh, and Ameya Velingker. Pure differentially private summation from anonymous messages. In *1st Conference on Information-Theoretic Cryptography (ITC 2020)*. Schloss Dagstuhl-Leibniz-Zentrum für Informatik, 2020.
- [29] Badih Ghazi, Noah Golowich, Ravi Kumar, Rasmus Pagh, and Ameya Velingker. On the power of multiple anonymous messages. In *Eurocrypt*, 2021. To appear.
- [30] Badih Ghazi, Ravi Kumar, Pasin Manurangsi, and Rasmus Pagh. Private counting from anonymous messages: Near-optimal accuracy with vanishing communication overhead. In *ICML*, pages 3505–3514, 2020.
- [31] Badih Ghazi, Pasin Manurangsi, Rasmus Pagh, and Ameya Velingker. Private aggregation from fewer anonymous messages. In *Eurocrypt*, 2020.
- [32] Arpita Ghosh, Tim Roughgarden, and Mukund Sundararajan. Universally utility-maximizing privacy mechanisms. *SIAM Journal on Computing*, 41(6):1673–1693, 2012.
- [33] Antonios Girgis, Deepesh Data, Suhas Diggavi, Peter Kairouz, and Ananda Theertha Suresh. Shuffled model of differential privacy in federated learning. In *International Conference on Artificial Intelligence and Statistics*, pages 2521–2529. PMLR, 2021.
- [34] Antonios M Girgis, Deepesh Data, Suhas Diggavi, Peter Kairouz, and Ananda Theertha Suresh. Shuffled model of federated learning: Privacy, communication and accuracy trade-offs. *arXiv preprint arXiv:2008.07180*, 2020.
- [35] Slawomir Goryczka and Li Xiong. A comprehensive comparison of multiparty secure additions with differential privacy. *IEEE transactions on dependable and secure computing*, 14(5):463–477, 2015.
- [36] Slawomir Goryczka, Li Xiong, and Vaidy Sunderam. Secure multiparty aggregation with differential privacy: A comparative study. In *Proceedings of the Joint EDBT/CDT 2013 Workshops*, pages 155–163, 2013.
- [37] Ziyue Huang, Yuan Qiu, Ke Yi, and Graham Cormode. Frequency estimation under multiparty differential privacy: One-shot and streaming. *arXiv preprint arXiv:2104.01808*, 2021.
- [38] Alex Ingerman and Krzys Ostrowski. *TensorFlow Federated*, 2019.
- [39] Yuval Ishai, Eyal Kushilevitz, Rafail Ostrovsky, and Amit Sahai. Cryptography from anonymity. In *FOCS*, pages 239–248, 2006.
- [40] Swanand Kadhe, Nived Rajaraman, O. Ozan Koyluoglu, and Kannan Ramchandran. Fastsecagg: Scalable secure aggregation for privacy-preserving federated learning, 2020.
- [41] Peter Kairouz, Keith Bonawitz, and Daniel Ramage. Discrete distribution estimation under local privacy. In *International Conference on Machine Learning*, pages 2436–2444. PMLR, 2016.
- [42] Peter Kairouz, Ziyu Liu, and Thomas Steinke. The distributed discrete gaussian mechanism for federated learning with secure aggregation, 2021.
- [43] Peter Kairouz, H Brendan McMahan, Brendan Avent, Aurélien Bellet, Mehdi Bennis, Arjun Nitin Bhagoji, Keith Bonawitz, Zachary Charles, Graham Cormode, Rachel Cummings, et al. Advances and open problems in federated learning. *arXiv preprint arXiv:1912.04977*, 2019.
- [44] Shiva Prasad Kasiviswanathan, Homin K. Lee, Kobbi Nissim, Sofya Raskhodnikova, and Adam Smith. What can we learn privately? *SIAM J. Comput.*, 40(3):793–826, June 2011.
- [45] Helen Nissenbaum. Privacy as contextual integrity. *Wash. L. Rev.*, 79:119, 2004.
- [46] Wahbeh Qardaji, Weining Yang, and Ninghui Li. Differentially private grids for geospatial data. In *2013 IEEE 29th international conference on data engineering (ICDE)*, pages 757–768. IEEE, 2013.
- [47] Daniel Ramage and Stefano Mazzocchi. Federated analytics: Collaborative data science without data collection. <https://ai.googleblog.com/2020/05/federated-analytics-collaborative-data.html>, 2020.
- [48] Edo Roth, Daniel Noble, Brett Hemenway Falk, and Andreas Haeberlen. Honeycrisp: large-scale differentially private aggregation without a trusted core. In *Proceedings of the 27th ACM Symposium on Operating Systems Principles*, pages 196–210, 2019.
- [49] Farzaneh Sadat Tabataba, Prithwish Chakraborty, Naren Ramakrishnan, Srinivasan Venkatramanan, Jiangzhuo Chen, Bryan Lewis, and Madhav Marathe. A Framework for Evaluating Epidemic Forecasts. *arXiv e-prints*, page arXiv:1703.09828, March 2017.
- [50] Hanan Samet. The quadtree and related hierarchical data structures. *ACM Computing Surveys (CSUR)*, 16(2):187–260, 1984.
- [51] Stacey Truex, Nathalie Baracaldo, Ali Anwar, Thomas Steinke, Heiko Ludwig, Rui Zhang, and Yi Zhou. A hybrid approach to privacy-preserving federated learning. In *Proceedings of the 12th ACM Workshop on Artificial Intelligence and Security*, pages 1–11, 2019.

- [52] Jennifer Valentino-DeVries. Uncovering what your phone knows. *New York Times*, Dec 2018.
- [53] Filipp Valovich and Francesco Alda. Computational differential privacy from lattice-based cryptography. In *International Conference on Number-Theoretic Methods in Cryptology*, pages 121–141. Springer, 2017.
- [54] Ning Wang, Xiaokui Xiao, Yin Yang, Ta Duy Hoang, Hyejin Shin, Junbum Shin, and Ge Yu. Privtree: Effective frequent term discovery under local differential privacy. In *2018 IEEE 34th International Conference on Data Engineering (ICDE)*, pages 821–832. IEEE, 2018.
- [55] Tianhao Wang, Jeremiah Blocki, Ninghui Li, and Somesh Jha. Locally differentially private protocols for frequency estimation. In *Proc. of the 26th USENIX Security Symposium*, pages 729–745, 2017.
- [56] Tianhao Wang, Bolin Ding, Min Xu, Zhicong Huang, Cheng Hong, Jingren Zhou, Ninghui Li, and Somesh Jha. Improving utility and security of the shuffler-based differential privacy. *arXiv preprint arXiv:1908.11515*, 2019.
- [57] Stanley L Warner. Randomized response: A survey technique for eliminating evasive answer bias. *Journal of the American Statistical Association*, 60(309):63–69, 1965.
- [58] Shengzhi Xu, Xiang Cheng, Sen Su, Ke Xiao, and Li Xiong. Differentially private frequent sequence mining. *IEEE Transactions on Knowledge and Data Engineering*, 28(11):2910–2926, 2016.
- [59] Min Ye and Alexander Barg. Optimal schemes for discrete distribution estimation under locally differential privacy. *IEEE Transactions on Information Theory*, 2018.
- [60] Ming Yi and Achla Marathe. Fairness versus efficiency of vaccine allocation strategies. *Value in Health*, 18(2):278–283, 2015.
- [61] Jun Zhang, Xiaokui Xiao, and Xing Xie. Privtree: A differentially private algorithm for hierarchical decompositions. In *SIGMOD*, New York, NY, USA, 2016. Association for Computing Machinery.
- [62] Xiangguo Zhao, Yanhui Li, Ye Yuan, Xin Bi, and Guoren Wang. Ldpart: effective location-record data publication via local differential privacy. *IEEE Access*, 7:31435–31445, 2019.
- [63] Fengli Zhou and Xiaoli Lin. Frequent sequence pattern mining with differential privacy. In *International Conference on Intelligent Computing*, pages 454–466. Springer, 2018.
- [64] Wennan Zhu, Peter Kairouz, Brendan McMahan, Haicheng Sun, and Wei Li. Federated heavy hitters discovery with differential privacy. In *International Conference on Artificial Intelligence and Statistics*, pages 3837–3847, 2020.