

# On role extraction for digraphs via neighbourhood pattern similarity

Giovanni Barbarino\*      Vanni Noferini<sup>†</sup>      Paul Van Dooren<sup>‡</sup>

November 4, 2021

*Last modified by: GB 02.11.2021*

## Abstract

We analyse the recovery of different roles in a network modelled by a directed graph, based on the so-called Neighbourhood Pattern Similarity approach. Our analysis uses results from random matrix theory to show that when assuming the graph is generated as a particular Stochastic Block Model with Bernoulli probability distributions for the different blocks, then the recovery is asymptotically correct when the graph has a sufficiently large dimension. Under these assumptions there is a sufficient gap between the dominant and dominated eigenvalues of the similarity matrix, which guarantees the asymptotic correct identification of the number of different roles. We also comment on the connections with the literature on Stochastic Block Models, including the case of probabilities of order  $\log(n)/n$  where  $n$  is the graph size. We provide numerical experiments to assess the effectiveness of the method when applied to practical networks of finite size.

## 1 Introduction

The analysis of large graphs typically assumes that there is an underlying structure in the graph that allows us to represent it in a simpler manner. A typical example of this is the detection of *communities*, which are groups of nodes that have most of their connections with other nodes of the same group, and few connections with nodes of other groups. Various measures and algorithms have been developed to identify these community structures and many applications have also been found for these model structures [11, 12, 20, 23]. But many graph structures cannot be modelled using communities: for example, arrowhead

---

\*Aalto University, Department of Mathematics and Systems Analysis, P.O. Box 11100, FI-00076, Aalto, Finland. Supported in part by an Academy of Finland grant (Suomen Akatemian päätös 331240).

<sup>†</sup>Aalto University, Department of Mathematics and Systems Analysis, P.O. Box 11100, FI-00076, Aalto, Finland. Supported by an Academy of Finland grant (Suomen Akatemian päätös 331240).

<sup>‡</sup>Université catholique de Louvain, Department of Mathematical Engineering, Av. Lemaitre 4, B-1348 Louvain-la-Neuve, Belgium. Supported by an Aalto Science Institute Visitor Programme.

and tree graph structures, which appear in overlapping communities, human protein-protein interaction networks, and food and web networks [12, 18, 21, 22]. These more general types of network structures can be modelled as role structures, and the process of finding them is called the role extraction problem, or block modelling [4, 8, 16, 24, 25].

The role extraction problem is a generalization of the community detection problem and it determines a representation of a network by a smaller structured graph, where nodes are grouped together based upon their interactions with nodes in either the same group or in different groups called roles. If no a priori information is available, one needs to verify all possible group and role assignments in order to determine the best role structure for the data, which leads to an NP-hard problem [5, 8]. But if one assumes that the adjacency matrix of the graph is a sample of a random matrix that follows certain rules, then the problem of recovering the underlying block structure may become tractable. The stochastic block model is precisely such a model : the interactions between all nodes of a particular group with all nodes of another group follow the same distribution [9, 14]. The successful extraction of the correct roles in stochastic block models for undirected graphs has been shown in the literature [1, 16]. In the present paper, we show that this is also the case for directed graphs. For this, we make extensive use of the *neighbourhood pattern similarity* matrix, which is real symmetric also for directed graphs, and therefore has real eigenvalues and eigenvectors. We show that for sufficiently large graphs, the gap between dominant and dominated eigenvalues allows a convergent recovery of which nodes are associated with the different roles in the model.

In Section 2 we go over several preliminaries related to graphs, random matrices, stochastic block models and role modelling. Section 3 then yields the spectral bounds for the pattern similarity matrix associated with the graph being analysed and in Section 4 we make the connection with the Stochastic Block Modelling problem. In Section 5 we give a few numerical experiments illustrating our theoretical analysis, and we terminate with a few concluding remarks in Section 6.

## 2 Preliminaries

### 2.1 Graph theory and role extraction

An unweighted *directed graph*, or digraph,  $G = (V, E)$  is an ordered pair of sets where the elements of  $V = [n]$  are called *vertices*, or nodes, while the elements of  $E \subseteq V \times V$  are called *edges*, or links. A walk of length  $\ell$  on the digraph  $G$  from  $i_1$  to  $i_{\ell+1}$  is a sequence of vertices of the form  $i_1, i_2, \dots, i_{\ell+1}$  such that for all  $j = 1, \dots, \ell$ ,  $(i_j, i_{j+1}) \in E$ .  $G$  is said to be strongly connected if for all  $i, j \in V$  there is a path on  $G$  from  $i$  to  $j$ .

The adjacency matrix of an unweighted digraph is defined as

$$A \in \mathbb{R}^{n \times n}, \quad A_{ij} = \begin{cases} 1 & \text{if } (i, j) \in E; \\ 0 & \text{otherwise.} \end{cases}$$

In particular,  $A$  is a non-negative matrix and  $A \in \{0, 1\}^{n \times n}$ . It is well known that  $A$  is

irreducible if and only if  $G$  is strongly connected; in that case, the Perron-Frobenius spectral theory for irreducible non-negative matrices applies. Manifestly, there is a bijection between adjacency matrices and digraphs. Moreover, two digraphs are isomorphic (i.e. they coincide up to a relabelling of the vertices) if and only if their adjacency matrices are permutation similar.

Given a graph  $G$  with adjacency matrix  $A$ , the problem of role extraction consists on finding a positive integer  $r \leq n$  and an assignment function  $\xi : [n] \rightarrow [r]$  such that  $A$  can be well approximated by an ideal adjacency matrix  $E$  such that  $E_{ij}$  only depends on  $\xi(i)$  and  $\xi(j)$ . Equivalently, if  $\pi$  is any permutation that reorders the nodes such that nodes of the same group are adjacent to each other, and  $P$  is the corresponding permutation matrix, then  $P^T A P$  is approximately constant in the  $r$  blocks induced by the assignment. One can then associate with it a so-called *ideal* adjacency matrix  $A_{id}$  as illustrated in Figure 1 : for the blocks of  $A$  where 1 dominates, put all elements of the corresponding block in  $A_{id}$  equal to 1 and for the blocks where 0 dominates, put them all equal to 0 in  $A_{id}$ . In doing so, the nodes in each block of  $A_{id}$  are *regularly equivalent* [10], i.e. they have the same parents and the same children [19]. The above approximation problem for  $P^T A P$  can thus be viewed as finding a nearby regularly equivalent graph to a given graph.

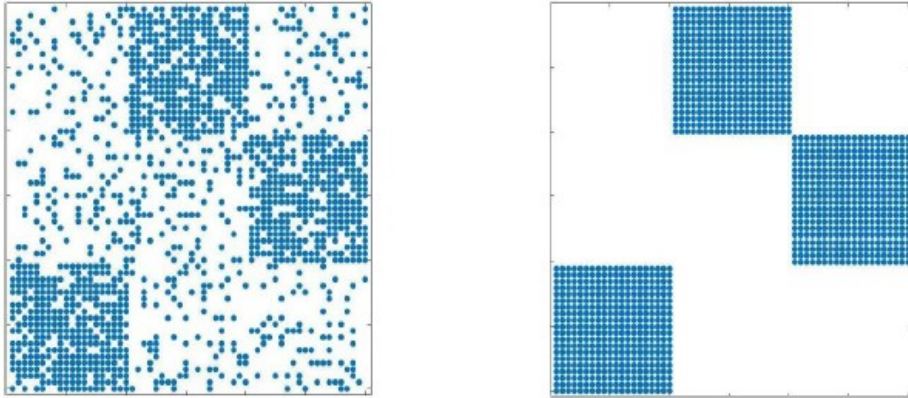


Figure 1: Associating a regularly equivalent graph  $A_{id}$  to the permuted graph  $P^T A P$

In the rest of the paper, we will assume that the permutation  $P$  is the identity, in order to simplify the notation. This does not affect the generality of our results.

## 2.2 Random graphs and random matrices

Let  $(\Omega, \mathcal{F}, \mathbb{P})$  be a probability triple and consider the space of random variables  $\Omega \rightarrow \{0, 1\}^{m \times n}$ . A random digraph  $G(\omega)$ ,  $\omega \in \Omega$ , is a graph whose adjacency matrix  $A(\omega)$  is one such random variable. We denote the expectation of a random matrix  $A$  by  $\mathbb{E}[A]$ . We construct a random unweighted digraph as follows:

1. The nodes are partitioned in  $q$  clusters of nodes,  $\mathcal{C}_1, \mathcal{C}_2, \dots, \mathcal{C}_q$ , of size  $m_1n, m_2n, \dots, m_qn$  respectively.
2. There is an edge between a node in cluster  $\mathcal{C}_a$  to a node in cluster  $\mathcal{C}_b$  with probability  $p_{ab}$  depending only on  $a$  and  $b$ .

The adjacency matrix  $A_n$  of such a random graph is an  $mn \times mn$  random matrix,  $m = \sum_{i=1}^q m_i$ . Suppose  $i \in \mathcal{C}_a, j \in \mathcal{C}_b$ : then,  $A_{ij}$  is distributed as a Bernoulli variable centered on  $\{0, 1\}$  with  $\mathbb{P}(1) = p_{ab}$ . Hence, denoting by  $\mathbf{1}_n \in \mathbb{R}^n$  the vector of all ones and by  $M_1 = \mathbb{E}[A_1]$ , then

$$M_n := \mathbb{E}[A_n] = M_1 \otimes \mathbf{1}_n \mathbf{1}_n^T$$

has rank  $s \leq q$  (for all values of  $n$ ). Note that  $M_n$  is a deterministic matrix with precisely  $s$  nonzeros singular values: since the singular values of  $X \otimes Y$  are equal to  $\sigma_i(X)\sigma_j(Y)$  for all possible choices of  $i, j$  we have in particular that

$$\sigma_i(M_n) = n\sigma_i(M_1) \quad i = 1, \dots, s, \quad \text{and} \quad \sigma_i(M_n) = 0 \quad \forall i > s.$$

An explicit characterization of  $M_1$  is also possible: setting

$$Z = \bigoplus_{i=1}^q \mathbf{1}_{m_i} \in \mathbb{R}^{m \times q}, \quad C \in \mathbb{R}^{q \times q}, \quad C_{ab} = p_{ab} \quad \forall 1 \leq a, b \leq q,$$

then it is clear that  $M_1 = ZCZ^T$ .

Furthermore,  $A_n = Y_n + M_n$  where  $Y_n$  is a random matrix with mean 0 and the variance of  $(Y_n)_{ij}$  is  $p_{ab}(1 - p_{ab})$ , where  $i \in \mathcal{C}_a, j \in \mathcal{C}_b$ . The literature is rich in results concerning these kinds of matrices. Here we report one we will need in our arguments, that is in line with the asymptotic Marchenko-Pastur law for i.i.d. matrices.

**Theorem 2.1** [2, Remark 5.19] *Let  $Y_n$  be  $n \times n$  random matrices with independent, mean zero, and uniformly bounded entries. Suppose that  $\sigma^2$  bounds the second moments of all entries, independently on  $n$ . In this case,*

$$\limsup_{n \rightarrow \infty} \left\| \frac{1}{\sqrt{n}} Y_n \right\| \leq 2\sigma$$

*almost surely.*

To have a non-asymptotic bound, one can turn to [26, Corollary 2.3.5], where under the same hypotheses, it has been proved that there exist  $c_1, c_2 > 0$  such that

$$\mathbb{P}[\|Y_n\|_2 > t\sqrt{n}] \leq c_1 \exp(-c_2 tn)$$

for all  $t \geq c_1$ .

We remark that the adjacency matrix  $A_{id}$  of the so-called ideal graph corresponding to the random graph of this model was defined in [19] as

$$(A_{id})_{ij} = \begin{cases} 1 & \text{if } (\mathbb{E}[A])_{ij} \geq \frac{1}{2}; \\ 0 & \text{if } (\mathbb{E}[A])_{ij} < \frac{1}{2}. \end{cases}$$

## 2.3 Role extraction via the similarity matrix $S$

In [6, 19], it was proposed to solve the problem of role extraction for a digraph with adjacency matrix  $A$  by means of a similarity matrix  $S$ , which is defined as the limit of the sequence  $(S_k)_{k \in \mathbb{N}}$  with

$$S_0 = 0, \quad S_{k+1} = \Gamma_A[I + \beta^2 S_k] = S_1 + \beta^2 \Gamma_A(S_k), \quad (k \geq 0) \quad (1)$$

where the operator (depending on the matrix parameter  $W$ )  $\Gamma_W$  is defined as

$$\Gamma_W[X] = WXW^T + W^T XW. \quad (2)$$

It was shown in [19] that the sequence is convergent if and only if  $\beta^2 < \rho(A \otimes A^T + A^T \otimes A)^{-1}$ , and that the limit  $S$  satisfies  $S = S_1 + \beta^2 \Gamma_A(S)$  or, equivalently,

$$\text{vec } S = (I - \beta^2 A \otimes A^T - \beta^2 A^T \otimes A)^{-1} \text{vec}(AA^T + A^T A).$$

It was also shown there that element  $(i, j)$  of the matrix  $S_k$  is the weighted sum of the walks of length up to  $k$  between nodes  $i$  and  $j$ , and that this can be exploited to find nodes that should be associated with the same role.

Throughout this document, the parameter  $\beta$  in (1) is always chosen such that  $\beta^2 \|\Gamma_A[\cdot]\|$  is strictly smaller than 1, which is sufficient for the sequence  $(S_k)_{k \in \mathbb{N}}$  to converge. Here and thereafter, we measure the norm of the operator  $\Gamma_W$  induced by the spectral norm of its matrix argument. More concretely,

$$\|\Gamma_W\| = \sup_{X \neq 0} \frac{\|\Gamma_W[X]\|}{\|X\|}. \quad (3)$$

Below we prove that  $\|\Gamma_W\| \leq 2\|W\|^2$ , so that it is easy to compute a good enough  $\beta$  with very low computational effort. In fact, we can always choose, for example,  $\beta^2 = 1/4\|A\|^2$  and obtain that necessarily  $\beta^2 \|\Gamma_A\| \leq 1/2$ .

**Lemma 2.2** *Let  $W$  be nonnegative. Then, the norm (3) of the linear matrix mapping  $\Gamma_W : X \mapsto \Gamma_W[X]$  satisfies*

$$\|\Gamma_W\| = \left\| \begin{bmatrix} W & W^T \end{bmatrix} \right\|^2 \leq 2\|W\|^2.$$

*Proof.* For the upper bound we have that for all  $X$

$$\|\Gamma_W[X]\| = \left\| \begin{bmatrix} W & W^T \end{bmatrix} \begin{bmatrix} X & 0 \\ 0 & X \end{bmatrix} \begin{bmatrix} W^T \\ W \end{bmatrix} \right\| \leq \left\| \begin{bmatrix} W & W^T \end{bmatrix} \right\|^2 \|X\|$$

and

$$\left\| \begin{bmatrix} W & W^T \end{bmatrix} \right\|^2 = \left\| \begin{bmatrix} W & W^T \end{bmatrix} \begin{bmatrix} W^T \\ W \end{bmatrix} \right\| = \|WW^T + W^T W\| \leq 2\|W\|^2.$$

We then point out that the lower bound is satisfied for  $X = I$  since

$$\|\Gamma_W[I]\|/\|I\| = \|WW^T + W^T W\| = \left\| \begin{bmatrix} W & W^T \end{bmatrix} \right\|^2$$

and hence the lower bound is certainly satisfied for the maximizing  $X$  as well.  $\square$

### 3 Spectral bounds for the similarity matrix $S$

In this section we are analysing the spectral properties of the similarity matrix  $S$  and its recurrence (1). We will first study the properties of the singular values for the matrix  $A$ , and then move on to  $S_k$  and  $S$ , estimating for each the gap between their dominant singular values and the noise.

#### 3.1 Bounds for $A_n$

We have the following corollary of Theorem 2.1.

**Proposition 3.1** *Let  $A_n = Y_n + M_n$  be defined as in Section 2.2, and let  $s = \text{rank}(M_n)$ . Then there is a constant  $\sigma^2 := \max_{a,b} \{p_{a,b}(1-p_{a,b})\}$  such that almost surely for  $n$  big enough,*

$$\sigma_i(A_n) \begin{cases} \geq n\sigma_i(M_1) - 2\sigma\sqrt{n}, & 1 \leq i \leq s, \\ \leq 2\sigma\sqrt{n}, & i \geq s+1. \end{cases}$$

In particular, the gap

$$\frac{\sigma_s(A_n)}{\sigma_{s+1}(A_n)} \geq \sqrt{n} \frac{\sigma_s(M_1)}{2\sigma} - 1 = \Omega(\sqrt{n})$$

holds almost surely for  $n$  big enough.

*Proof.* Since every entry of  $Y_n$  is an independent centered Bernoulli random variable,  $Y_n$  is uniformly bounded and has zero mean, and every entry has second moment bounded by  $\sigma^2$ . Hence, Theorem 2.1 applies and  $\|Y_n\|_2 \leq 2\sigma\sqrt{n}$  almost surely for  $n$  big enough. Moreover, by Weyl's theorem it holds

$$\sigma_i(M_n) - \|Y_n\|_2 \leq \sigma_i(A_n) \leq \sigma_i(M_n) + \|Y_n\|_2$$

and since  $M_n = M_1 \otimes ee^T$ , we have  $\sigma_i(M_n) = n\sigma_i(M_1)$  if  $i \leq s$  and  $\sigma_i(M_n) = 0$  if  $i \geq s+1$ .  $\square$

Observe that a result similar to Proposition 3.1 holds for the singular values of  $R_n := \begin{bmatrix} A_n & A_n^T \end{bmatrix}$  or, equivalently, for the eigenvalues of  $S_1^{(n)} = R_n R_n^T$ . In fact, since  $\|R_n - \mathbb{E}[R_n]\|_2 \leq \sqrt{2}\|A_n - M_n\|_2 = \sqrt{2}\|Y_n\|_2$ , we can write

$$\sigma_i(R_n) \begin{cases} \geq n\sigma_i([M_1 & M_1^T]) - 2\sqrt{2}\sigma\sqrt{n}, & 1 \leq i \leq r, \\ \leq \sqrt{2}\|Y_n\|_2 \leq 2\sqrt{2}\sigma\sqrt{n}, & i \geq r+1, \end{cases} \quad (4)$$

where  $r = \text{rank}([M_1 \ M_1^T])$ , and

$$\frac{\sigma_r(R_n)}{\sigma_{r+1}(R_n)} \geq \sqrt{n} \frac{\sigma_r([M_1 \ M_1^T])}{2\sqrt{2}\sigma} - 1 = \Omega(\sqrt{n}).$$

The constant  $2\sqrt{2}$  in (4) is not sharp. In fact, both Theorem 4.1 in [13] and the experiments we will present suggest that the same holds with the constant  $1 + \sqrt{2}$ , following the classical bound on the Marchenko-Pastur distribution. Since there is no such result in literature, we formulate it here as a conjecture.

**Conjecture 3.2** *Let  $Y_n$  be  $n \times n$  random matrices with independent, mean zero, and uniformly bounded entries. Suppose that  $\sigma^2$  bounds the second moments of all entries, independently on  $n$ . If we call  $X_n = [Y_n \ Y_n^T]$ , then*

$$\limsup_{n \rightarrow \infty} \left\| \frac{1}{\sqrt{2n}} X_n \right\| \leq \left( 1 + \sqrt{\frac{1}{2}} \right) \sigma$$

*almost surely.*

### 3.2 Upper bound on the Error

In the previous section, we have computed some bounds for the singular values of  $A_n$  and  $R_n$ . Now we want to do the same for the matrices  $S_k^{(n)}$  and  $S^{(n)}$  coming from the recurrence relation (1) applied to  $A_n$ . From now on, we drop for the sake of notational simplicity the suffices emphasizing the dependence on the size  $n$ , so for example we simply write  $A, M, Y, R, S_k, S$  for  $A_n, M_n, Y_n, R_n, S_k^{(n)}, S^{(n)}$ .

**Theorem 3.3** *Let  $A = Y + M$  be defined as in Section 2.2 and  $\sigma^2 := \max_{a,b} \{p_{a,b}(1 - p_{a,b})\}$ . Call moreover  $s = \text{rank}(\mathbb{E}[A])$  and  $r = \text{rank}(\mathbb{E}[R])$  where  $R = [A \ A^T]$ , and*

$$S_0 = 0, \quad S_{k+1} = \Gamma_A[I + \beta^2 S_k] = S_1 + \beta^2 \Gamma_A(S_k), \quad (k \geq 0), \quad (5)$$

*where the operator  $\Gamma_W$  is defined as*

$$\Gamma_W[X] = W X W^T + W^T X W, \quad (6)$$

*and  $\beta$  is chosen so that  $\gamma := \beta^2 \|R\|^2 < 1$  is a constant. In this case, the limit  $S = \lim_{k \rightarrow \infty} S_k$  exists and*

1.  $\lambda_{r+1}(S_k)$  is asymptotically in  $n$  bounded almost surely by  $\frac{1-\gamma^k}{1-\gamma} 8n\sigma^2$ .
2.  $\lambda_{r+1}(S)$  is asymptotically in  $n$  bounded almost surely by  $\frac{1}{1-\gamma} 8n\sigma^2$ .

*Proof.*

1. By the recurrence (5) and Lemma 2.2, we know that

$$\|S_{k+1}\| \leq \|R\|^2 (1 + \beta^2 \|S_k\|)$$

so the sequence of  $S_k$  converge whenever  $\gamma = \beta^2 \|R\|^2 < 1$ , and in this case

$$1 + \beta^2 \|S_k\| \leq 1 + \gamma(1 + \gamma + \gamma^2 + \dots + \gamma^{k-2} + \gamma^{k-1}) = \frac{1 - \gamma^{k+1}}{1 - \gamma}$$

$$\implies S_k = R(I_2 \otimes (I + \beta^2 S_{k-1}))R^T \preceq \frac{1 - \gamma^k}{1 - \gamma} R R^T.$$

From (4), we thus conclude that

$$\lambda_{r+1}(S_k) \leq \frac{1 - \gamma^k}{1 - \gamma} \sigma_{r+1}(R)^2 \leq \frac{1 - \gamma^k}{1 - \gamma} 8n\sigma^2.$$

2. From the last result, it is enough to let  $k \rightarrow \infty$  to obtain

$$\lambda_{r+1}(S) \leq \frac{1}{1-\gamma} 8n\sigma^2.$$

□

### 3.3 Lower Bound on the signal

If we write  $A := M + Y$  with  $M = \mathbb{E}[A]$  as in the notation of Subsection 2.2 and 2.3, then (4) guarantees that for  $n$  big enough,

$$\sigma_{r+1}(R) \leq \delta := \| [Y \ Y^T] \| \leq 2\sigma\sqrt{2n} \ll n\sigma_r([M_1 \ M_1^T]) - 2\sigma\sqrt{2n} \leq \sigma_r(R). \quad (7)$$

In other words, the matrix  $R = [A \ A^T]$  has  $r \leq q$  dominant singular values (which we refer to as the “signal”) and  $n - r$  small singular values (which we refer to as the “noise”). The gaps  $\sigma_r - \delta$  and  $\sigma_r/\delta$  between signal and noise, are expected to be large enough to allow for a correct assignment of the different nodes in each “role”. This separation becomes more pronounced when the dimensions of the matrix and its subgroups increase.

**REMARK 3.4** *The singular values of the matrix  $M_1 = \mathbb{E}[A_1]$  can be obtained as follows. Define the diagonal matrix  $D := Z^T Z = \text{diag}(m_1, \dots, m_q)$ , then the QR decomposition of  $Z$  is given by  $QD^{\frac{1}{2}}$  where  $Q^T Q = I_q$  and the nonzero singular values of  $M_1$  are those of  $D^{\frac{1}{2}} C D^{\frac{1}{2}}$  (See Subsection 2.2 for the definitions of  $Z$ ,  $C$  and the integers  $m_i$ ). Generally,  $M_n = M_1 \otimes \mathbf{1}_n \mathbf{1}_n^T$  and therefore the singular values of  $M_n$  are  $n$  times those of  $M_1$ .*

We now consider the recurrence relation using the expected value  $M$  rather than  $A$  since this yields a good approximation for the  $S_k$  matrices. We denote these matrices as  $T_k$  and their recurrence is thus given by

$$T_1 = \Gamma_M(I_n), \quad T_{k+1} = \Gamma_M[I_n + \beta^2 T_k], \quad k = 1, \dots \quad (8)$$

Note that in (8) the matrix parameter in the operator  $\Gamma$  is set to  $M = \mathbb{E}[A]$ , in contrast with (1) where it was set to  $A$ . Again, the parameter  $\beta^2$  is chosen such that  $\beta^2 \|\Gamma_M\| < 1$ , which is required for the sequence  $T_k$  to converge to  $T = \lim_{k \rightarrow \infty} T_k$ . It was pointed out in [19] that the matrices  $S_k$  and  $T_k$  are all positive semi-definite, and that both sequences are ordered in the Loewner ordering :

$$0 = S_0 \preceq S_1 \preceq S_2 \preceq \dots \preceq S, \quad 0 = T_0 \preceq T_1 \preceq T_2 \preceq \dots \preceq T.$$

Moreover, the matrices  $T_k$  all have the same rank, image and null space. Let  $r \leq q$  be the rank of the matrix  $\mathbb{E}[R] = [M \ M^T]$  and let  $\tau_i, i = 1, \dots, r$  be its  $r$  nonzero singular values. We assume that  $n$  is sufficiently large so that  $Y = A - M$  is small with respect to  $M$  and the  $r$  dominant singular values of  $[A \ A^T]$  are well separated from the other ones. Sufficient conditions for this were described in (4).

We now analyse the proximity between  $S_k$  and  $T_k$  more accurately.



**Lemma 3.5** *In the norm defined as in (3) it holds*

$$\|\Gamma_A - \Gamma_M\| \leq 2\delta\sqrt{\|T_1\|_2} + \delta^2.$$

*Proof.* For any matrix  $X$ , if we rewrite

$$\begin{aligned} \Gamma_A(X) - \Gamma_M(X) &:= \begin{bmatrix} Y & Y^T \end{bmatrix} \begin{bmatrix} X & 0 \\ 0 & X \end{bmatrix} \begin{bmatrix} M^T \\ M \end{bmatrix} + \begin{bmatrix} M & M^T \end{bmatrix} \begin{bmatrix} X & 0 \\ 0 & X \end{bmatrix} \begin{bmatrix} Y^T \\ Y \end{bmatrix} \\ &\quad + \begin{bmatrix} Y & Y^T \end{bmatrix} \begin{bmatrix} X & 0 \\ 0 & X \end{bmatrix} \begin{bmatrix} Y^T \\ Y \end{bmatrix} \end{aligned}$$

we readily see that

$$\|\Gamma_A - \Gamma_M\| = \sup_{X \neq 0} \frac{\|\Gamma_A(X) - \Gamma_M(X)\|_2}{\|X\|_2} \leq \|\begin{bmatrix} Y & Y^T \end{bmatrix}\|_2^2 + 2\|\begin{bmatrix} M & M^T \end{bmatrix}\|_2 \|\begin{bmatrix} Y & Y^T \end{bmatrix}\|_2.$$

Then the desired bound follows from  $\|\begin{bmatrix} Y & Y^T \end{bmatrix}\|_2 = \delta$  and  $\|\begin{bmatrix} M & M^T \end{bmatrix}\|_2^2 = \|T_1\|_2$ .  $\square$

**Theorem 3.6** *For  $k \geq 0$  it holds*

$$\begin{aligned} \|S_{k+1} - T_{k+1}\|_2 &\leq \left(2\delta\sqrt{\|T_1\|_2} + \delta^2\right) \left(\sum_{i=0}^k \|\beta^2 \Gamma_A\|^i\right) \left(\sum_{i=0}^k \|\beta^2 \Gamma_M\|^i\right) \\ &\leq \frac{2\delta\sqrt{\|T_1\|_2} + \delta^2}{(1 - \beta^2 \|\Gamma_A\|)(1 - \beta^2 \|\Gamma_M\|)}. \end{aligned}$$

*Proof.* Denoting the increments  $\Delta_{i+1}^S := S_{i+1} - S_i$  and  $\Delta_{i+1}^T := T_{i+1} - T_i$  we obtain

$$S_{k+1} - T_{k+1} = \sum_{i=1}^{k+1} (\Delta_i^S - \Delta_i^T), \quad S_0 = T_0 = 0.$$

Observing that

$$\Delta_{k+1}^S = \beta^2 \Gamma_A[\Delta_k^S], \quad \Delta_1^S = \Gamma_A[I_n], \quad \Delta_{k+1}^T = \beta^2 \Gamma_M[\Delta_k^T], \quad \Delta_1^T = \Gamma_M[I_n],$$

and

$$\Delta_{k+1}^S - \Delta_{k+1}^T = \beta^2 \Gamma_A[\Delta_k^S - \Delta_k^T] + \beta^2 \Gamma_A[\Delta_k^T] - \beta^2 \Gamma_M[\Delta_k^T]$$

we can estimate

$$\left[ \frac{\|\Delta_{k+1}^S - \Delta_{k+1}^T\|_2}{\|\Delta_{k+1}^T\|_2} \right] \leq N \left[ \frac{\|\Delta_k^S - \Delta_k^T\|_2}{\|\Delta_k^T\|_2} \right], \quad N := \beta^2 \begin{bmatrix} \|\Gamma_A\| & \|\Gamma_A - \Gamma_M\| \\ 0 & \|\Gamma_M\| \end{bmatrix}$$

with initial conditions  $\|\Delta_1^S - \Delta_1^T\|_2 = \|\Gamma_A[I_n] - \Gamma_M[I_n]\|_2 \leq \|\Gamma_A - \Gamma_M\|$  and  $\|\Delta_1^T\|_2 \leq \|\Gamma_M\|_2$ . Hence, by induction for  $k \geq 1$ , it is not difficult to obtain the upper bound

$$\left[ \frac{\|\Delta_{k+1}^S - \Delta_{k+1}^T\|_2}{\|\Delta_{k+1}^T\|_2} \right] \leq N^k \left[ \frac{\|\Gamma_A - \Gamma_M\|}{\|\Gamma_M\|} \right] \leq \beta^{2k} \left[ \frac{\|\Gamma_A - \Gamma_M\| \sum_{i=0}^k \|\Gamma_A\|^i \|\Gamma_M\|^{k-i}}{\|\Gamma_M\|^{k+1}} \right],$$

which, using also Lemma 3.5, finally yields the bound

$$\|S_{k+1} - T_{k+1}\|_2 \leq \left(2\delta\sqrt{\|T_1\|_2} + \delta^2\right) \left(\sum_{i=0}^k \|\beta^2\Gamma_A\|_2^i\right) \left(\sum_{i=0}^k \|\beta^2\Gamma_M\|_2^i\right).$$

Since  $\|\beta^2\Gamma_A\|_2$  and  $\|\beta^2\Gamma_M\|_2$  are both smaller than 1, we can let  $k$  go to  $\infty$ , to obtain the less conservative bound that also holds for every  $\|S_k - T_k\|_2$

$$\|S - T\|_2 \leq \frac{2\delta\sqrt{\|T_1\|_2} + \delta^2}{(1 - \beta^2\|\Gamma_A\|_2)(1 - \beta^2\|\Gamma_M\|_2)}.$$

□

It follows that in order to estimate the eigenvalues of  $S_k$  and  $S$ , it is enough to study  $T$  and  $T_k$ . For this reason, we first have to change the basis into a more convenient one. Since the rank of  $[M \ M^T]$  is  $r$ , there exists an orthogonal similarity transformation  $U$  such that

$$U^T A U = U^T (M + Y) U = \begin{bmatrix} M_{11} & 0 \\ 0 & 0 \end{bmatrix} + U^T Y U, \quad (9)$$

where  $M_{11} \in \mathbb{R}^{r \times r}$ . (To see this, consider an SVD  $[M \ M^T] = U S V^T$ . Then, the bottom  $n - r$  rows of both  $U^T M U$  and  $U^T M^T U$  are zero. By transposing the latter matrix, one can see that also the rightmost  $n - r$  columns of  $U^T M U$  are zero.) The orthonormal change of basis prescribed by  $U$  yields the coordinate system where the matrices  $U^T T_k U$  are compressed to their leading  $r \times r$  principal submatrix. In order to simplify the notation, we will from now on assume that the linear maps associated with  $T_k$  are represented in that coordinate system, i.e., we replace  $T_k$  by  $U^T T_k U$ . Note that the eigenvalues are unchanged by this operation as it is a similarity transformation.

**Lemma 3.7** *It holds  $\lambda_r(T_{k+1}) \geq \tau_r^2(1 - \gamma^{k+1})/(1 - \gamma) \geq \tau_r^2$  where  $\gamma := \beta^2\tau_r^2 < 1$ . Moreover,  $\lambda_r(T) \geq \tau_r^2/(1 - \gamma) \geq \tau_r^2$*

*Proof.* Under the orthogonal change of basis described above, the matrices  $T_k$  can be written as

$$T_k := \begin{bmatrix} \hat{T}_k & 0 \\ 0 & 0 \end{bmatrix},$$

where  $\hat{T}_k$  is  $r \times r$  and has the nonzero eigenvalues of  $T_k$ . Therefore each matrix  $\hat{T}_k$  is lower bounded in the Loewner ordering by  $\hat{T}_k \succeq \lambda_r(T_k)I_r$ . It then follows from  $T_{k+1} = T_1 + \beta^2\Gamma_M(T_k)$  that  $\hat{T}_{k+1} = \hat{T}_1 + \beta^2\Gamma_{M_{11}}(\hat{T}_k)$  and

$$\hat{T}_{k+1} \succeq \lambda_r(\hat{T}_1)I_r + \beta^2\Gamma_{M_{11}}(\lambda_r(\hat{T}_k)I_r) \succeq (\lambda_r(\hat{T}_1) + \beta^2\lambda_r(\hat{T}_1)^2\lambda_r(\hat{T}_k))I_r,$$

which implies that

$$\lambda_r(\hat{T}_{k+1}) \geq \lambda_r(\hat{T}_1) + \beta^2\lambda_r(\hat{T}_1)^2\lambda_r(\hat{T}_k).$$

Since  $\lambda_r(T_1) = \lambda_r(\hat{T}_1) = \tau_r^2$ , the result follows by induction. □

### 3.4 Bounds on the gaps

Now that we have all the bounds needed, we are ready to estimate the gaps for  $S_k$  and  $S$ . In fact, the matrices  $S_{k+1}$  have a clear gap between their large and small eigenvalues.

- For the absolute gap, using Theorem 3.3,

$$\lambda_r(S_{k+1}) - \lambda_{r+1}(S_{k+1}) \geq \lambda_r(T_{k+1}) - \|S_{k+1} - T_{k+1}\|_2 - \frac{1 - (\beta^2 \|R\|^2)^k}{1 - \beta^2 \|R\|^2} \delta^2$$

and applying also Theorem 3.6, Lemma 3.7, and recalling from (7) that  $\delta \leq 2\sqrt{2}\sigma\sqrt{n}$ ,

$$\begin{aligned} \lambda_r(S_{k+1}) - \lambda_{r+1}(S_{k+1}) &\geq \lambda_r(T_1) - \frac{2\delta\sqrt{\|T_1\|_2} + \delta^2}{(1 - \beta^2 \|\Gamma_A\|)(1 - \beta^2 \|\Gamma_M\|)} - \frac{1 - (\beta^2 \|R\|^2)^k}{1 - \beta^2 \|R\|^2} \delta^2 \\ &\geq \sigma_r([M_1 \ M_1^T])^2 n^2 - \frac{4\sqrt{2}\sigma\|[M_1 \ M_1^T]\|}{(1 - \beta^2 \|\Gamma_A\|)(1 - \beta^2 \|\Gamma_M\|)} n\sqrt{n} - \mathcal{O}(n). \end{aligned}$$

As a consequence, we have a clear absolute gap of order  $\Omega(n^2)$  whenever

$$\frac{\|[M_1 \ M_1^T]\|}{\sigma_r([M_1 \ M_1^T])^2} \frac{4\sqrt{2}\sigma}{(1 - \beta^2 \|\Gamma_A\|)(1 - \beta^2 \|\Gamma_M\|)} \ll \sqrt{n}.$$

The  $n^2$  gap is greater than all the following absolute gaps  $\lambda_i(S_{k+1}) - \lambda_{i+1}(S_{k+1})$  with  $i > r$ , since they are bounded by a same parameter  $\mathcal{O}(\delta^2) = \mathcal{O}(n)$ .

- For the relative gap, using Theorem 3.3,

$$\frac{\lambda_r(S_{k+1})}{\lambda_{r+1}(S_{k+1})} \geq \frac{\lambda_r(T_{k+1}) - \|S_{k+1} - T_{k+1}\|_2}{\frac{1 - (\beta^2 \|R\|^2)^k}{1 - \beta^2 \|R\|^2} \delta^2}$$

and applying again Theorem 3.6 and Lemma 3.7,

$$\begin{aligned} \frac{\lambda_r(S_{k+1})}{\lambda_{r+1}(S_{k+1})} &\geq \frac{\lambda_r(T_1) - \frac{2\delta\sqrt{\|T_1\|_2} + \delta^2}{(1 - \beta^2 \|\Gamma_A\|)(1 - \beta^2 \|\Gamma_M\|)}}{\frac{1 - (\beta^2 \|R\|^2)^k}{1 - \beta^2 \|R\|^2} \delta^2} \\ &\geq \frac{1 - \beta^2 \|R\|^2}{1 - (\beta^2 \|R\|^2)^k} \left( \frac{\sigma_r([M_1 \ M_1^T])^2}{8\sigma^2} n - \frac{\|[M_1 \ M_1^T]\|}{\sqrt{2}\sigma(1 - \beta^2 \|\Gamma_A\|)(1 - \beta^2 \|\Gamma_M\|)} \sqrt{n} \right) - \mathcal{O}(1). \end{aligned}$$

As a consequence, we obtain a clear relative gap of order  $n$  whenever

$$\frac{4\sqrt{2}\sigma^2\|[M_1 \ M_1^T]\|}{\sigma(1 - \beta^2 \|\Gamma_A\|)(1 - \beta^2 \|\Gamma_M\|) \sigma_r([M_1 \ M_1^T])^2} \ll \sqrt{n}.$$

The  $\Omega(n)$  gap is greater than all the preceding relative gaps  $\lambda_i(S_{k+1})/\lambda_{i+1}(S_{k+1})$  with  $i < r$ , since they are bounded by a same constant

$$\frac{\lambda_i(S_{k+1})}{\lambda_{i+1}(S_{k+1})} \leq \frac{\|S_{k+1}\|}{\lambda_r(S_{k+1})} \lesssim \frac{1}{1 - \beta^2 \|R\|^2} \frac{\|[M_1 \ M_1^T]\|^2}{\sigma_r([M_1 \ M_1^T])^2}.$$

Notice that the same conclusions hold for the gaps of the matrix  $S$ . We can notice that all the estimates get worse as  $\sigma_r([M_1 \ M_1^T])$  gets close to zero. In fact, for example, in the case where all the probabilities  $p_{a,b}$  are close to each other, it is harder to distinguish between different groups and clusters.

### 3.5 On the invariant subspaces

In this subsection, we study the dominant subspace of a real symmetric matrix  $S$  (i.e. the invariant subspace associated with the largest  $r$  eigenvalues) and argue why, for sufficiently large  $n$ , it allows role extraction. Classically, distances between subspaces are measured via the concept of principal angles [17]: a multidimensional generalization of the acute angle between the unit vectors  $u, v$ , i.e.,  $0 \leq \theta(u, v) := \arccos |u^T v| \leq \pi/2$ . More generally, if  $\mathcal{U}, \mathcal{V}$  are subspaces whose orthonormal bases are given, respectively, as the columns of the matrices  $U, V$ , then the  $\min\{\dim \mathcal{U}, \dim \mathcal{V}\}$  largest singular values of  $U^T V$  are the sines of the principal angles between  $\mathcal{U}^\perp$  (orthogonal complement of  $\mathcal{U}$ ) and  $\mathcal{V}$ . Just as in the one-dimensional case, the principal angles between two subspaces are all zero if and only if the subspaces coincide, and more generally the smaller the principal angles the closer the subspaces.

To set up notation, let us once again represent linear maps in the orthonormal basis where

$$T = \begin{bmatrix} T_0 & 0 \\ 0 & 0 \end{bmatrix}, S = \begin{bmatrix} S_0 & S_1 \\ S_1^T & S_2 \end{bmatrix} = [Q_s \ Q_d] \begin{bmatrix} \Lambda_s & 0 \\ 0 & \Lambda_d \end{bmatrix} [Q_s \ Q_d]^T.$$

Here,  $Q_s$  and  $Q_d$  are orthogonal bases for the dominant subspace (associated with signal) and the dominated subspace (associated with noise) of  $S$ . By classical results in geometry and linear algebra [7, 15], the  $r$  largest singular values of the matrix

$$\sin \Theta := \begin{bmatrix} 0 & I_{n-r} \end{bmatrix} Q_s$$

are the sines of the principal angles between the dominant subspaces of  $T$  and that of  $S$ . Hence, the spectral norm of  $\sin \Theta$  measures how well the dominant subspace of the similarity matrix  $S$  approximates the one of the ideal graph.

We rely on Davis-Kahan's sine theta theorem [7], in the form given by [15, Theorem 5.3]. Since the  $r$ -th eigenvalue of  $S$  is larger than the  $(r+1)$ -th eigenvalue of  $T$  (which is 0), the assumptions of [15, Theorem 5.3] apply and thus

$$\|\sin \Theta\|_2 \leq \frac{\|T - S\|_2}{\min_{\lambda \in \Lambda_s} \lambda} = \frac{\|T - S\|_2}{\lambda_r(S)}.$$

Using the results of the previous section, in turn this yields for sufficiently large  $n$

$$\|\sin \Theta\|_2 \leq \frac{2c\delta \sqrt{\|T_1\|_2}}{\lambda_r(T) - 2c\delta \sqrt{\|T_1\|_2}} \leq c_1 n^{-1/2}$$

for some constants  $c, c_1$ . Therefore, we can state

**Corollary 3.8** *Asymptotically as  $n \rightarrow \infty$ , the principal angles between the dominant subspaces of  $S$  and  $T$  tend to 0 at least as fast as  $n^{-1/2}$ .*

The next theorem and corollary then follow from the properties of the  $T_k$  matrices proven in [19]. The proofs are also inspired from that paper.

**Theorem 3.9** *Let  $M := \mathbb{E}[A] = ZCZ^T$  where  $Z = \oplus_{i=1}^q \mathbf{1}_{n_i} \in \mathbb{R}^{n \times q}$  is the assignment matrix corresponding to the  $q$  groups of  $A$ . If the matrix  $T_1 := \begin{bmatrix} M & M^T \end{bmatrix} \begin{bmatrix} M & M^T \end{bmatrix}^T$  has rank  $q$ , then all matrices  $T_k$  have rank  $q$  and they have a factorization  $T_k = (ZV_k)(ZV_k)^T$  where  $V_k \in \mathbb{R}^{q \times q}$  is invertible. The rows  $\mathbf{e}_j(ZV_k)$  of  $ZV_k$  have then exactly  $q$  clusters of all parallel vectors in  $\mathbb{R}^q$  that correspond to the groupings of the assignment matrix  $Z$ .*

*Proof.* It was shown in [19] that the semi-definite matrices  $T_k$  all have the same image, that is contained in the image of  $Z$ . Since they are assumed to have rank  $q = \text{rank } Z$ , it follows that they all have a factorization  $T_k = (ZV_k)(ZV_k)^T$  where  $V_k \in \mathbb{R}^{q \times q}$  is invertible. Each cluster of the rows of  $ZV_k$  consists then of a group of parallel vectors corresponding to a rank 1 matrix  $\mathbf{1}_{n_i}(\mathbf{e}_i^T V_k)$ .  $\square$

Obviously, the nodes corresponding to each cluster are the exact nodes of the planted roles. When the adjacency matrix  $A$  is that of a random graph as in Section 2.2 with complementary probabilities  $p$  and  $1 - p$ , then its average  $M$  can be represented through a matrix  $B$  with 0-1 entries :

$$C := pB + (1 - p)(\mathbf{1}_q \mathbf{1}_q^T - B), \quad M = ZCZ^T.$$

In this case, the rank  $q$  condition of  $T_1$  can be replaced by a weaker condition on the underlying ideal graph  $A_{id} = ZBZ^T$ . This requires first the definition of a minimal role model  $B$ .

**Definition 3.10** *If  $A_{id} = ZBZ^T$  is an adjacency matrix of a connected unweighted directed ideal graph, then  $B$  is a **minimal role** matrix if no two rows of the compound matrix  $\begin{bmatrix} B & B^T \end{bmatrix}$  are linearly dependent.*

**Corollary 3.11** *If the adjacency matrix  $A$  of a graph with block model as in Section 2.2 with only two complementary probabilities  $p$  and  $1 - p$  and with minimal role matrix  $B$  and  $p > 0$ , then the expected value of the adjacency matrix equals  $M := \mathbb{E}[A] = ZCZ^T$  with*

$$C := pB + (1 - p)(\mathbf{1}_q \mathbf{1}_q^T - B) = (2p - 1)B + (1 - p)\mathbf{1}_q \mathbf{1}_q^T$$

*and where no two rows of the compound matrix  $\begin{bmatrix} C & C^T \end{bmatrix}$  are linearly dependent if  $p \neq \frac{1}{2}$ .*

*Proof.* This follows from the fact that  $\begin{bmatrix} C & C^T \end{bmatrix} = \alpha \begin{bmatrix} B & B^T \end{bmatrix} + \delta \mathbf{1}_q \mathbf{1}_{2q}^T$  with  $\alpha \neq 0$  if  $p \neq \frac{1}{2}$ , and the fact that  $B$  is a 0-1 matrix.  $\square$

Definition 3.10 introduces uniqueness in the definition of roles in a structurally equivalent (or ideal) graph, and in a SBM based on such a role graph. It also allows to recover correctly the role of each node, independently from the rank of  $T_1$ .

**Theorem 3.12** *Let  $A$  be the adjacency matrix of a random graph as in Section 2.2, with expected value  $M := \mathbb{E}[A] = ZCZ^T$  where  $Z = \bigoplus_{i=1}^q \mathbf{1}_{n_i} \in \mathbb{R}^{n \times q}$  is the assignment matrix corresponding to the  $q$  groups of  $A$  and where  $C := pB + (1-p)(\mathbf{1}_q \mathbf{1}_q^T - B)$  with minimal role matrix  $B$  and  $p > 0$ . If  $T_k$  has rank  $r \leq q$  and low-rank factorization  $T_k = (ZV_k)(ZV_k)^T$  where  $V \in \mathbb{R}^{q \times r}$ , then the rows  $\mathbf{e}_j(ZV_k)$  of  $ZV_k$  have then exactly  $q$  clusters of all parallel vectors in  $\mathbb{R}^q$  that correspond to the groupings of the assignment matrix  $Z$ .*

*Proof.* The proof is identical to that of Theorem 3.9, except that now, one has also to prove that no two rows of  $V_k$  can be parallel, in order to insure that the  $q$  clusters are different. It follows from the definition 8 that the matrix  $T_k = (ZV_k)(ZV_k)^T$  has the same image as  $T_1 = (Z \begin{bmatrix} C & C^T \end{bmatrix})(Z \begin{bmatrix} C & C^T \end{bmatrix})^T$ , and since these matrices are semidefinite, the matrices  $Z \begin{bmatrix} C & C^T \end{bmatrix}$  and  $ZV_k$  also have the same image. Since  $Z$  is left invertible, the matrices  $\begin{bmatrix} C & C^T \end{bmatrix}$  and  $V_k$  also have the same image and hence there must exist a matrix  $Q \in \mathbb{R}^{r \times 2q}$  such that  $\begin{bmatrix} C & C^T \end{bmatrix} = V_k Q$  since  $V_k$  has full column rank. It follows then that if  $V_k$  has two linearly dependent rows, then the compound matrix  $\begin{bmatrix} C & C^T \end{bmatrix}$  also has two linearly dependent rows. Because of Corollary 3.11, this would contradict the minimality assumption of the theorem.  $\square$

## 4 Connection with stochastic block models

The techniques developed in this paper may be adapted to different scenarios arising from the theory of Stochastic Block Model. For example, let us focus on random directed graphs that can be partitioned into two equally sized clusters  $\mathcal{C}_1$  and  $\mathcal{C}_2$ . Here, given any two nodes  $x, y$  (possibly the same) the probability of existence for a directed edge  $x \rightarrow y$  is  $p_{11}$  if  $x, y \in \mathcal{C}_1$  or, similarly,  $p_{12}, p_{21}, p_{22}$  for the other three cases. In [1] the same problem is considered for undirected graphs, under the conditions  $p_{11} = p_{22}, p_{12} = p_{21}$ . Moreover, it is assumed that both these probabilities are  $O(\log(n)/n)$ . Here we sketch how the results in [1] can be generalized to the directed case. In particular, we suppose that

- $p_{\alpha\beta} = \theta_{\alpha\beta} \log(n)/n \ \forall \alpha, \beta \in \{1, 2\}$ , where  $\theta_{\alpha\beta} \geq 0$  do not depend on  $n$ ;
- we write the adjacency matrix as  $A_n = M_n + Y_n$  where  $Y_n$  is random mean 0 while  $M_n = \mathbb{E}[A_n] = M_1 \otimes \mathbf{1}_n \mathbf{1}_n^T$  where  $\mathbf{1}_n$  is the  $n \times 1$  vector of all ones while

$$M_1 = \frac{\log n}{n} \begin{bmatrix} \theta_{11} & \theta_{12} \\ \theta_{21} & \theta_{22} \end{bmatrix}$$

and moreover we assume that  $M_1$  has full row rank 2.

As before, setting  $R_n = [A_n \ A_n^T]$ , it is evident that similarly to the previous sections it holds

$$\mathbb{E}[R_n] = \begin{bmatrix} M_1 & M_1^T \end{bmatrix} \otimes \mathbf{1}_n \mathbf{1}_n^T.$$

It is easy to show that  $\mathbb{E}[R_n]$  has rank 2, and that its singular values satisfy

$$\|\mathbb{E}[R_n]\|_2 = c_1 \log(n), \quad \sigma_2(\mathbb{E}[R_n]) = c_2 \log(n),$$

where  $c_1, c_2$  are constants that do not depend on  $n$ . Furthermore, if we call  $D_n := R_n - \mathbb{E}[R_n]$ , then we can deduce from the following theorem that with high probability  $\|D_n\|_2 = O(\sqrt{\log(n)})$ .

**Theorem 4.1** [16, Theorem 5.2] *Let  $A$  be the directed random graph on  $n$  nodes in which edges occur independently. Set  $\mathbb{E}[A] = (p_{ij})_{i,j=1:n}$  and assume that  $d := n \max_{ij} p_{ij} \geq c_0 \log n$  for some  $c_0 > 0$ . Then, for any  $r > 0$  there exists a constant  $C = C(r, c_0)$  such that*

$$\mathbb{P}[\|A - \mathbb{E}[A]\|_2 > C\sqrt{d}] = n^{-r}.$$

Note that in [16] the proof is given for symmetric random matrices  $A$ , corresponding to undirected graphs, but with minor modifications the same arguments lead to the same result even in the directed graph case. Theorem 4.1 takes the role of Theorem 2.1 in the stochastic block model scenario, and hence, we can replicate the arguments of Section 3. Specifically, for suitable choices of the parameter  $\beta$ , one can prove that a spectral gap exists between the second and third eigenvalues of each  $S_k$  of order at least  $O(\log(n))$ . We remark that we have restricted to the case of  $q = 2$  clusters merely for the sake of simplicity of the exposition; an analogous analysis can be applied to a more general (nonsymmetric) stochastic block model with  $q$  equally sized communities, leading to a spectral gap between the  $q$ -th and  $(q + 1)$ -th singular values of  $S_k$ . The previous observations are expressed more formally in the following result.

**Corollary 4.2** *Let  $A_n$  be the adjacency matrix of a random directed graph that can be partitioned into a constant number  $q$  of clusters, each with exactly  $n$  nodes. For any pair of clusters  $\mathcal{C}_a$  and  $\mathcal{C}_b$  ( $1 \leq a, b \leq q$ ), suppose that there exists  $p_{a,b}$  such that two nodes belonging to  $\mathcal{C}_b$  and  $\mathcal{C}_b$  respectively are connected independently with probability  $p_{ab}$ . Moreover, suppose that the  $q \times q$  matrix  $P = (p_{ab})_{a,b=1,\dots,q}$  is full rank and that  $d := n \max_{ab} p_{ab} \geq c_0 \log n$  for some  $c_0 > 0$ . Given the parameter  $\beta = (2n^2\|P\|_2^2)^{-1}$ , the recurrence*

$$S_0 = 0, \quad S_{k+1} = \Gamma_{A_n}[I + \beta^2 S_k], \quad (k \geq 0) \quad \text{where} \quad \Gamma_W[X] = WXW^T + W^T XW,$$

*generates with high probability a sequence of matrices  $S_k$  converging to a limit  $S$  such that*

$$\frac{\sigma_q(S_k)}{\sigma_{q+1}(S_k)} = \Omega_n(d), \quad \frac{\sigma_r(S_k)}{\sigma_{r+1}(S_k)} = O_n(1), \quad \forall 1 \leq r < q, \quad \forall k \in \mathbb{N} \cup \{\infty\}.$$

## 5 Numerical examples

In this section we illustrate the theoretical results of the paper using two examples that were generated according to the rules of a Stochastic Block Model

$$M_1 := \mathbb{E}[A_1], \quad P^T M_1 P = ZCZ^T, \quad Z = \bigoplus_{i=1}^q \mathbf{1}_{m_i} \in \mathbb{R}^{m \times q} \quad (10)$$

where only two probabilities are used, namely  $p$  and  $1 - p$ . As was explained in Section 2, the error estimates derived via the Marchenko-Pastur model apply here.

In the first example we chose  $q = 3$ ,  $m_1 = m_2 = m_3 = 10$  and hence  $m = 30$ , and

$$C = p \begin{bmatrix} 0 & 1 & 0 \\ 0 & 0 & 1 \\ 1 & 0 & 0 \end{bmatrix} + (1 - p) \begin{bmatrix} 1 & 0 & 1 \\ 1 & 1 & 0 \\ 0 & 1 & 1 \end{bmatrix}, \quad (11)$$

with only two different probabilities for each block, namely  $p$  and  $1 - p$ . We then ran simulations for matrices  $A_n$  with expected value  $M_n = \mathbb{E}[A_n] = M_1 \otimes \mathbf{1}_n \mathbf{1}_n$  with  $n = 10 : 50$ .

In Figure 2 we took  $\beta = 0$  which means that the sequences  $(S_k)_k$  and  $(T_k)_k$  are constant after one step, and hence that  $S = S_1$  and  $T = T_1$ . The  $q$  dominant eigenvalues of  $S_1$  are the circles in each plot (because of the structure of  $C$  there are two repeated ones). The full lines are their estimates obtained from the rank  $r$  matrix  $T_1$ , and clearly they are very accurate estimates as indicated in Theorem 3.6. The squares correspond to the “noise” eigenvalue  $\lambda_{r+1}(S_1)$  and the dashed line is its estimate  $\frac{(3+\sqrt{8})(1-p)}{np}$  according to Conjecture 3.2. It is clear from these plots that this is also a very good estimate and that the ratio  $\lambda_1(S_1)/\lambda_{r+1}(S_1)$  grows like  $\mathcal{O}(n)$ . But the important quantity for recovering the correct assignment of nodes is the gap  $|\lambda_r(S_1) - \lambda_{r+1}(S_1)|$  and the plots show that this gap shrinks with  $p$  getting closer to 0.5, which is normal since for  $p = 0.5$  the rank of  $C$  drops to 1. This means that for  $p$  getting closer to 0.5, one has to require larger dimensions of the graph in order to recover an accurate enough grouping.

In Figure 3, we performed the same experiment, but now with  $\beta$  chosen such that  $\|\beta^2 \Gamma_A(\cdot)\| \approx \frac{1}{2}$ , which guarantees convergence of the method. In order to reduce the complexity of the method, we computed  $S_{10}$  and  $T_{10}$  rather than the limits  $S$  and  $T$ , since in 10 steps we should have reasonably good estimates of these limits. We can see from the plots that one has to wait for larger values of  $n$  to reach a sufficiently large gap  $|\lambda_r(S_{10}) - \lambda_{r+1}(S_{10})|$  than for  $|\lambda_r(S_1) - \lambda_{r+1}(S_1)|$  in Figure 2.

In the second experiment we chose an example related to overlapping community detection with three communities of size  $m_1 = m_2 = m_3 = 9$  and one additional overlap of size  $m_4 = 3$ , hence  $q = 4$ ,  $m = 30$ , and

$$C = p \begin{bmatrix} 1 & 0 & 0 & 1 \\ 0 & 1 & 0 & 1 \\ 0 & 0 & 1 & 1 \\ 1 & 1 & 1 & 1 \end{bmatrix} + (1 - p) \begin{bmatrix} 0 & 1 & 1 & 0 \\ 1 & 0 & 1 & 0 \\ 1 & 1 & 0 & 0 \\ 0 & 0 & 0 & 0 \end{bmatrix}, \quad (12)$$

and again with only two different probabilities for each block, namely  $p$  and  $1 - p$ . It turns out that  $S$  and  $T$  have two repeated eigenvalues. We again ran simulations for matrices  $A_n$  with expected value  $M_n = \mathbb{E}[A_n] = M_1 \otimes \mathbf{1}_n \mathbf{1}_n$  with  $n = 10 : 50$ . Figure 4 shows in this experiment again the expected growth of the gap in the eigenvalues, but here one requires larger values of  $n$  before an acceptable gap is encountered. Also, the fact that the group sizes  $m_i, i = 1, \dots, 4$  vary has an effect on the separation of the gap between dominant eigenvalues of  $S$  and  $T$  since their rank must change when one of the  $m_i$ 's shrinks to 0.



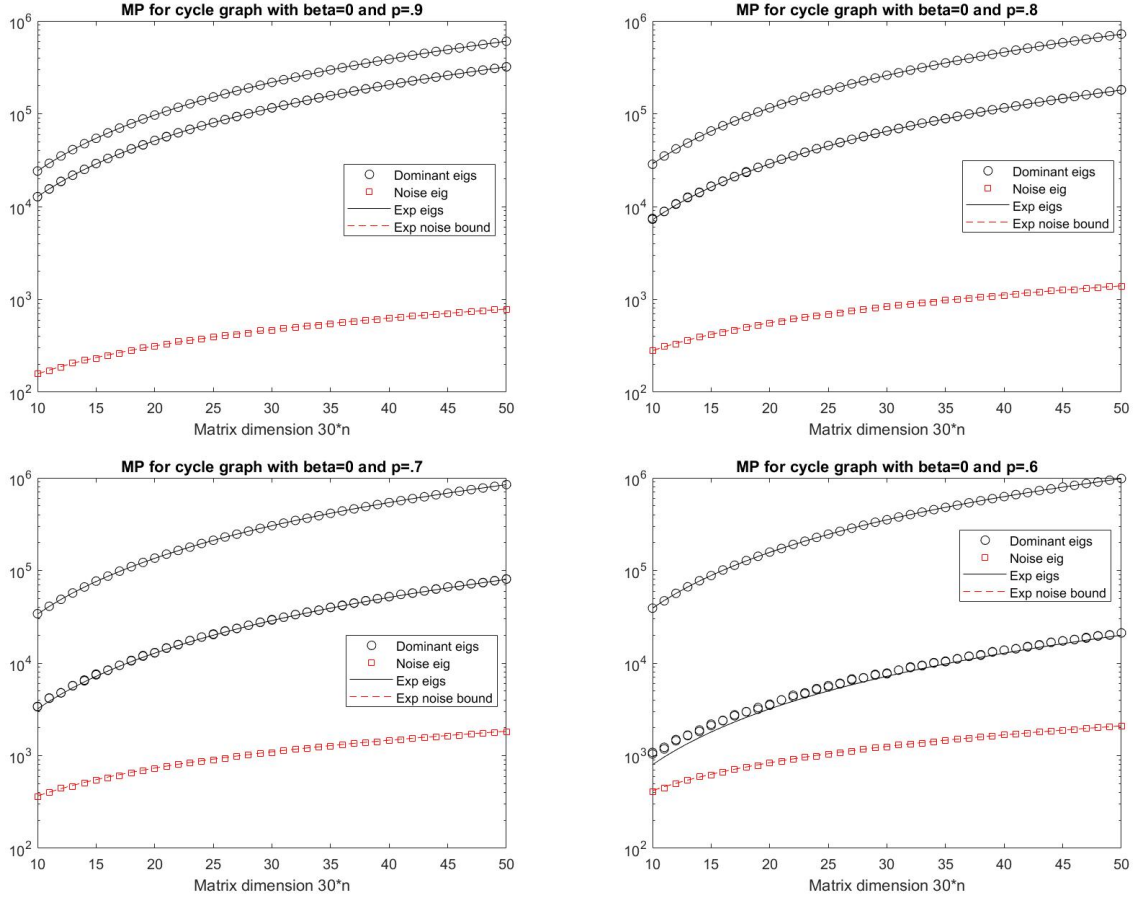


Figure 2: Eigenvalues of  $S_1$  and  $T_1$  of a cycle graph for increasing  $n$  and varying  $p$

## 6 Concluding remarks

In this paper, we showed that the  $n \times n$  Neighbourhood Pattern Similarity matrices  $S_k$  of a directed graph with adjacency matrix  $A$  have spectra that are well separated into two groups of eigenvalues, provided that the graph is sufficiently large and that it is generated according to the Stochastic Block Model with blocks where all elements in each block follow a Bernoulli distribution with the same probability.

The large eigenvalues are then associated with the nonzero eigenvalues of the expected value  $\mathbb{E}[A]$ , which is a low rank matrix, and the small eigenvalues are associated with the mean and variance of the random distribution used in the Stochastic Block Model. Moreover, the gap between the “large” eigenvalues and the “small” ones grows with  $n$ . It then follows that the recovery of the nodes grouping of the SBM, can be based on the dominant eigenspace of the matrices  $S_k$ .

This analysis was primarily based on the recurrences defining the matrices  $S$  and  $T$  and on the fact that the underlying adjacency matrix is generated according to a Stochastic Block

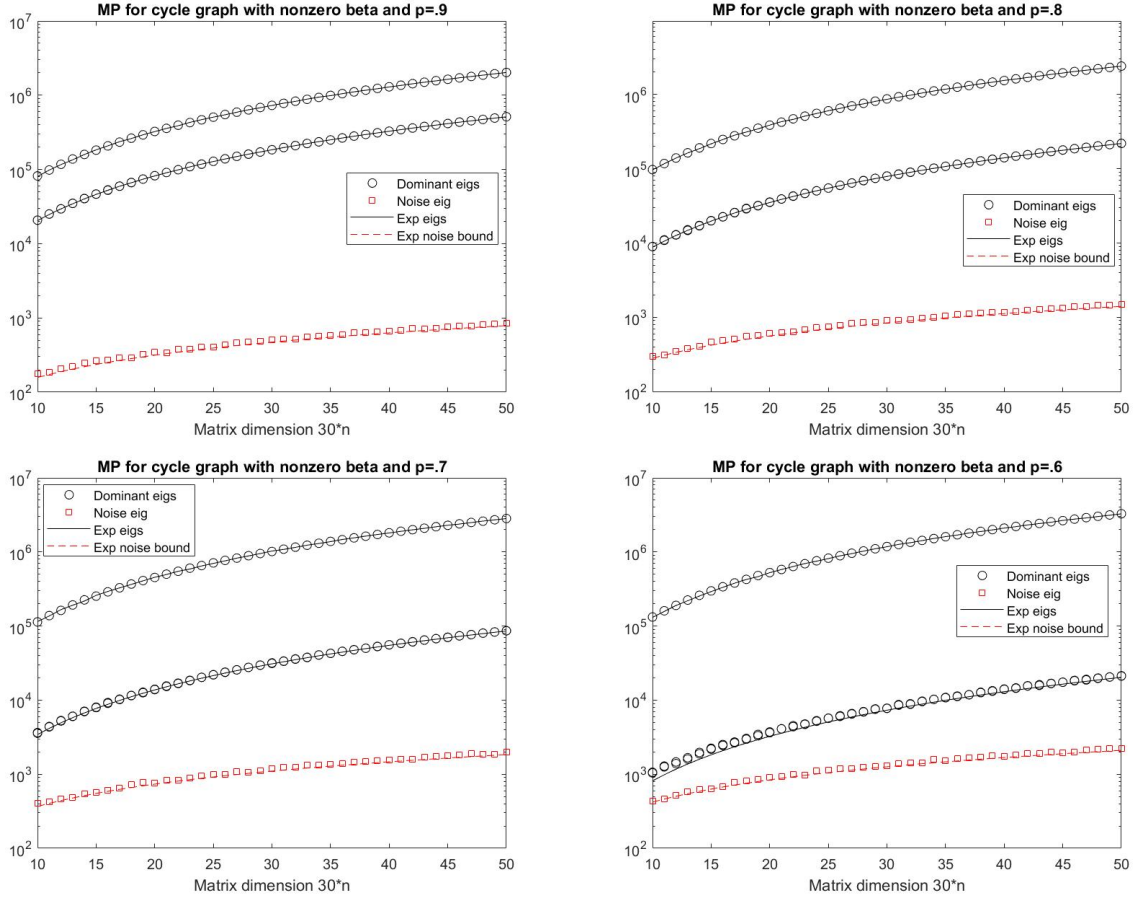


Figure 3: Eigenvalues of  $S_{10}$  and  $T_{10}$  of a cycle graph for increasing  $n$  and varying probabilities

Model. It is likely that our results can be extended for other types of distributions and that weighted graphs can also be dealt with, but our analysis here was limited to unweighted adjacency matrices for directed graphs.

Furthermore, additional studies are to be conducted on the model and the method to compute the misclassification error for the probabilistic setting.

## References

- [1] Abbe, E., Fan, J., Wang, K. & Zhong, Y. (2020) Entrywise eigenvector analysis of random matrices with low expected rank. *The Annals of Statistics* **48**(3), 1452–1474.
- [2] Bai, Z. D. & Silverstein, J. W. (2010) *Spectral Analysis of Large Dimensional Random Matrices*. Springer Series in Statistics, 2nd edition, Springer, New York.

- [3] Bai, Z. D. & Yin, Y. Q. (1993) Limit of the Smallest Eigenvalue of a Large Dimensional Sample Covariance Matrix. *The Annals of Probability* **21**(3), 1275–1294.
- [4] Beguerisse-Díaz, M., Vangelov, B. & Barahona, M. (2013) Finding role communities in directed networks using Role-Based Similarity, Markov Stability and the Relaxed Minimum Spanning Tree. *Global Conference on Signal and Information Processing (Global-SIP), 2013 IEEE*, 937–940.
- [5] Brandes, U., Delling, D., Gaertler, M., Görke, R., Hoefer, M., Nikoloski, Z. & Wagner, D. (2006) *On Modularity – NP-Completeness and Beyond*. Internal Tech. Report 2006-19, Faculty of Informatics, Universitat Karlsruhe.
- [6] Browet, A. & Van Dooren, P. (2014) Low-rank Similarity Measure for Role Model Extraction. *Proceedings of the 21st International Symposium on Mathematical Theory of Networks and Systems*, 1412–1418.
- [7] Davis, C., Kahan, W. M. (1970) The rotation of eigenvectors by a perturbation. III. *SIAM Journal on Matrix Analysis and Applications*, **7**(1), 1–46.
- [8] Doreian, P., Batagelj, V. & Ferligoj, A. (2005) *Generalized Blockmodeling*. Cambridge University Press.
- [9] Decelle, A., Krzakala, F., Moore, C. & Zdeborová, L. (2011), Asymptotic analysis of the stochastic block model for modular networks and its algorithmic applications. *Physical Review E*, **84**(6), 066106.
- [10] Everett, M. G. & Borgatti, S. P. (1994) Regular equivalence: General theory. *The Journal of Mathematical Sociology*, **19**(1), 29–52.
- [11] Fortunato, S. (2010) Community detection in graphs. *Physics Reports*, **486**(3–5), 75–174.
- [12] Guimerà, R., Stouffer, D. B., Sales-Pardo, M., Leicht, E. A., Newman, M. E. J. & Amaral, L. A. N. (2010) Origin of compartmentalization in food webs. *Ecology*, **91**(10), 2941–2951.
- [13] Hofmann-Credner, K. & Stolz, M. (2008) Wigner theorems for random matrices with dependent entries: Ensembles associated to symmetric spaces and sample covariance matrices. *Electronic Communications in Probability*, **13**, 401–414.
- [14] Holland, P. W., Laskey, K. B. & Leinhardt, S. (1983) Stochastic block models: First steps. *Social Networks*, **5**(2), 109–137.
- [15] Ipsen, I. (2000) Absolute and relative perturbation bounds for invariant subspaces of matrices. *Linear Algebra and its Applications*, **309**, 45–56.

- [16] Jing, L. & Rinaldo, A. (2015) Consistency of spectral clustering in stochastic block models. *The Annals of Statistics*, **43**(1), 215–37.
- [17] Jordan, C. (1875) Essai sur la géometrie à  $n$  dimensions. *Bulletin de la Société Mathématique de France*, **3**, 103–174.
- [18] Kim, J., Krapivsky, P. L., Kahng, B. & Redner, S. (2002) Infinite-order percolation and giant fluctuations in a protein interaction network. *Physical Review E*, **66**, 055101.
- [19] Marchand, M., Gallivan, K., Huang, W. & Van Dooren, P. (2021) Analysis of the Neighborhood Similarity Measure for the Role Extraction Problem. *SIAM Journal on Mathematics of Data Science*, **3**(2), 736–757.
- [20] Newman, M. E. J. (2010) *Networks: An Introduction*. Oxford University Press, Inc., New York, NY, USA.
- [21] Palla, G., Derényi, I., Farkas, I. & Vicsek, T. (2005) Uncovering the overlapping community structure of complex networks in nature and society. *Nature*, **435**, 814–818.
- [22] Pinkert, S., Schultz, J. & Reichardt, J. (2010) Protein Interaction Networks – More Than Mere Modules. *PLOS Computational Biology*, **6**(1), 1–13.
- [23] Porter, M. A., Onnela, J.-P. & Mucha, P. J. (2009) Communities in networks. *Notices of the AMS*, **56**(9), 1082–1097.
- [24] Reichardt, J. (2009) *Structure in Complex Networks*. Springer, Lecture Notes in Physics.
- [25] Reichardt, J. & White, R. D. (2007) Role models for complex networks. *The European Physical Journal B*, **60**(2), 217–224.
- [26] Tao, T. (2012) *Topics in Random Matrix Theory*. Graduate studies in Mathematics, AMS.

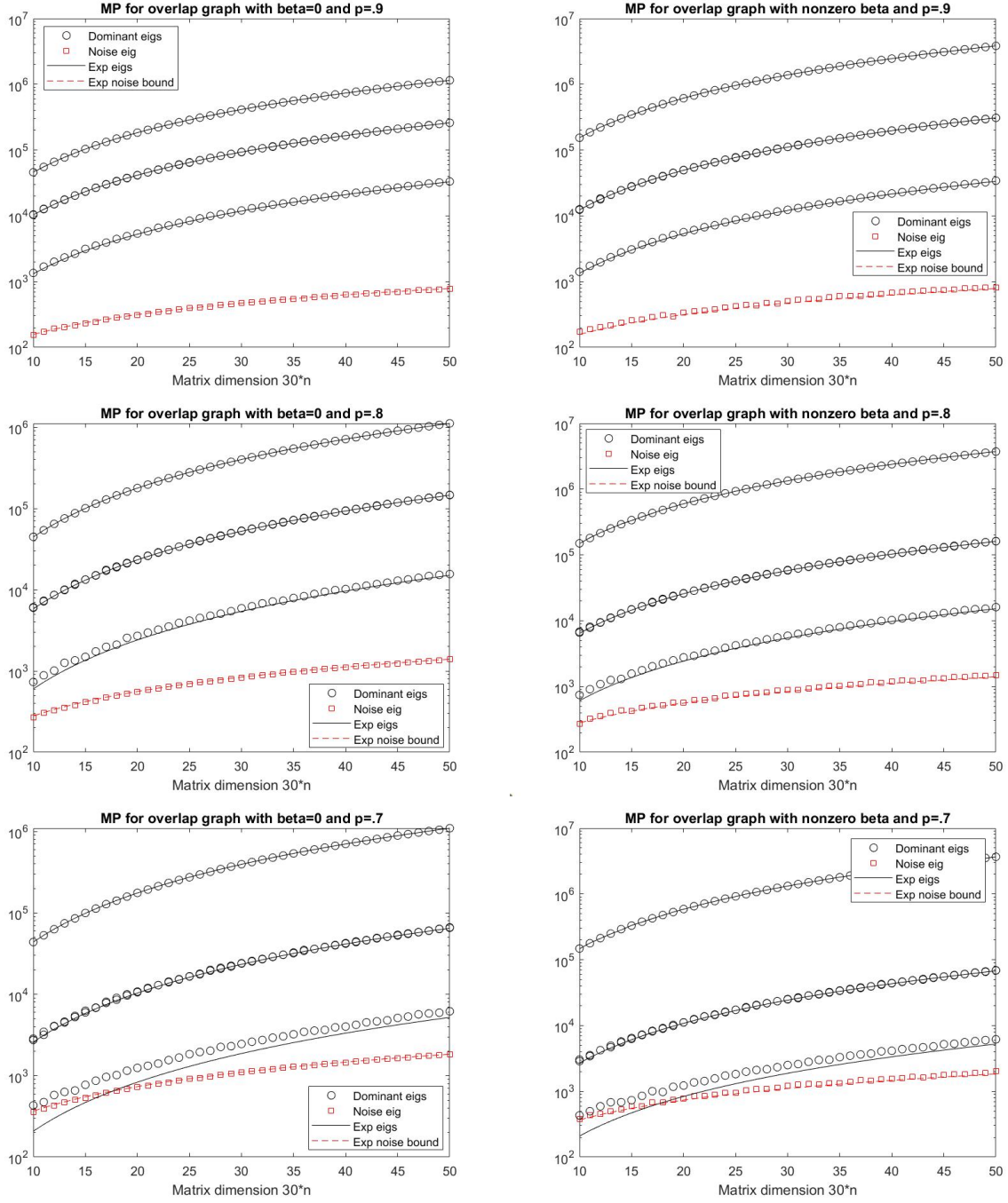


Figure 4: Eigenvalues of  $S_1$  and  $T_1$  and of  $S_{10}$  and  $T_{10}$  of an arrowhead graph for overlapping community detection