

Graph Neural Networks for Nomination and Representation Learning of Web Elements

Alexandra Hotti
KTH Royal Institute of Technology
Klarna
Stockholm, Sweden
hotti@kth.se

Riccardo S. Risuleo
Klarna
Stockholm, Sweden
riccardo.risuleo@klarna.com

Stefan Magureanu
Klarna
Stockholm, Sweden
stefan.magureanu@klarna.com

Aref Moradi
Klarna
Stockholm, Sweden
aref.moradi@klarna.com

Jens Lagergren
SciLifeLab, School of EECS
KTH Royal Institute of Technology
Stockholm, Sweden
jens.lagergren@scilifelab.se

ABSTRACT

This paper tackles the under-explored problem of DOM element nomination and representation learning with three important contributions. First, we present a large-scale and realistic dataset of webpages, far richer and more diverse than other datasets proposed for element representation learning, classification and nomination on the web. The dataset contains 51,701 manually labeled product pages from 8,175 real e-commerce websites. Second, we adapt several Graph Neural Network (GNN) architectures to website DOM trees and benchmark their performance on a diverse set of element nomination tasks using our proposed dataset. In element nomination, a single element on a page is selected for a given class. We show that on our challenging dataset a simple Convolutional GNN outperforms state-of-the-art methods on web element nomination. Finally, we propose a new training method that further boosts the element nomination accuracy. In nomination for the web, *classification* (assigning a class to a given element) is usually used as a surrogate objective for nomination during training. Our novel training methodology steers the classification objective towards the more complex and useful nomination objective.

CCS CONCEPTS

• **Computing methodologies** → **Learning latent representations**.

KEYWORDS

web representation learning, dom tree, learning over web interfaces, webpage dataset, deep learning, graph neural networks

1 INTRODUCTION

The importance of the Web is expanding at a staggering pace, and e-commerce alone has become a multi-trillion-dollar industry that consists of tens of millions of websites worldwide. Yet relatively little recent research targets machine learning for the World Wide Web [26, 27] and the progress of automation in this domain has consequently been modest.

Nevertheless, web automation is an exciting area that is gaining more attraction. The goal is to seamlessly help users to complete tedious tasks like filling in forms, and searching for information

online, such as *the closest and cheapest hotel*. If the potential of web automation is exploited, users will no longer be forced to navigate through web workflows manually. Instead, tedious steps will automatically be handled while users are making purchases, and annoying pop-ups will be closed before they are detected.

Research in this area currently faces three major hurdles. First, webpage designs can be unstructured, and layout patterns can vary to a high degree across different websites. Also, there exists an enormous amount of web pages, and a page’s structure is frequently updated. Given the success of *Deep Learning* in computer vision (CV) and natural language processing (NLP), it is evident that it also has enormous potential for Web automation. Unfortunately, few recent published papers cover webpage representation learning [19, 38], or related but separate topics such as content extraction and element classification [3, 21, 22, 33, 35]. There are an additional few investigations of reinforcement learning (RL) over the Web [10, 15, 20, 23]. The current state of the art for web nomination, which can also be used for representation learning, are fairly intricate algorithms. FreeDOM [19], for instance, requires a two-stage training process, and both FreeDOM and DOM-Q-NET [15] use information from the entire DOM tree to represent a single element. In this work, we identify a surprisingly simple algorithm that only uses local information and yet outperforms the state of the art.

The second hurdle of web automation is the scarcity of datasets [12, 28], and many of the ones that are available to researchers are not as rich as datasets for CV and NLP.

Finally, there is no established training method for element nomination¹. We improve upon this situation by proposing a new training method that substantially increases the nomination accuracy.

Pre-trained language [17] and image [29] models provided immense value as components in chatbots, self-driving cars and automatic translation. We share the vision of [19] and our ultimate goal is to obtain pre-trained representations models for webpages. The results in this work are a step towards that goal. It is desirable to obtain embedders that can produce high-quality representations for any type of web element. These generalizable representations will be essential for creating intelligent Internet assistants: browsers

¹See also vertex nomination, e.g. [8, 9], though this field generally considers very small numbers of graphs (here, web pages). These methods thus do not apply here.

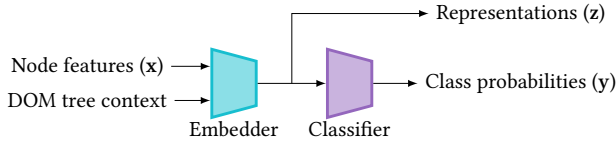


Figure 1: The *embedder* component is a GNN that takes DOM elements along with their context from neighbouring nodes and computes a latent embedding z . The resulting embedding serves as input to a single-layer classifier.

capable of navigating and completing tasks over the Internet on behalf of users.

We hope to lower the entry barriers and generate more interest in this exciting research field. In particular:

- We introduce the *Klarna Product Page Dataset*², which consists of 51,701 manually labeled product pages from 8,175 different e-commerce websites. This dataset is suitable for element nomination and representation learning. We have also created a complementary dataset with the corresponding screenshots of these web pages for future CV applications, which are outside the scope of this paper.
- Usually, in element nomination tasks for the web, one would train a model to classify elements and then evaluate the model based on its nomination performance. We call this approach the *Basic Nomination Training Procedure*. We propose the *Challenge Nomination Training Procedure* (CNTP), a novel training method that steers the classification objective towards the nomination objective. We show that CNTP improves the nomination accuracy by around 5 percentage points for our best model.
- We adapt and apply six algorithms from three of the most popular families of graph neural networks (GNNs) to a web element nomination task, namely recurrent GNNs (Tree Long Short-Term Memory networks), convolutional GNNs (GCNs) and attention based GNNs. We also investigate the performance of state-of-the-art baselines for learning representations of DOM trees. In particular, we introduce a simple 2-layer GCN, which we refer to as *GCN-Mean*, which outperforms the *second-best* model by 9.2 percentage points measured in average nomination accuracy.
- We also measure the impact on the nomination accuracy of the text present on the page. We show that models that use text achieve, on average, higher nomination accuracy. Interestingly, we also show that there are tasks where accuracy decreases when text is added as a feature.

2 PROBLEM STATEMENT

The focus of this paper is twofold, namely element nomination and representation learning. In the nomination task, we aim to find unique elements on web pages from a diverse set of classes. More specifically, the algorithms are trained on our product web pages that are annotated with six classes: *price*, *name*, *main image*, *buy* and *cart* buttons and *the subject node* - defined as the lowest

common ancestor of all other labeled elements. On each page, there is exactly one element that corresponds to each class. A detailed description of our dataset can be found in Section 5.

Furthermore, we use the architecture in Figure 1 to train our models. In the *Basic Training procedure*, we formulate the learning objective as a straightforward supervised classification task and jointly train the network layers of the classifiers and the embedder. In Section 7, we propose CNTP, a method where we still train on the same supervised classification objective, yet we alter which elements we include as negative examples and, thereby, achieve a substantially better nomination accuracy.

After training, we evaluate the algorithms on new product pages from unseen e-commerce merchants, i.e. on pages from domains that are not represented in the training set. We measure the algorithms’ performance based on their nomination accuracy. It is important to note that nomination is a much harder task than classification. In the nomination task, we compare hundreds or even thousands of elements on a page to select one element per class. If we misclassify just one of those elements with high enough confidence, we will nominate the wrong element. We are unaware of any viable training method that can directly optimize the nomination objective for Web elements. On the other hand, the classification objective is straightforward to use for supervised training of GNNs.

Focus on Generalization. In this paper, we do not aim to achieve state-of-the-art results for identifying specific web elements (e.g. price). Instead, our goal is to decide whether our architecture produces representations that are not only relevant for attribute extraction tasks but that are general enough to work over a diverse range of nomination tasks and web page templates. Thus, we evaluate the algorithms on a variety of element types that pose different kinds of challenges. For instance, the *price* and *name* are described mainly by local information, and the task is then similar to web data extraction. On the other hand, we likely need both local and contextual information to nominate the *buy* button. Finally, the *subject node* has no meaning on its own and can only be represented based on its context. Moreover, we assess whether our algorithm can generalize beyond the web page templates they were trained on by performing the evaluations on a large set of unseen merchant domains.

We believe that the architectures that show promise in this generalized setup could work in other tasks, such as on other types of e-commerce domains, elements, and web pages.

3 RELATED WORK

In this section, we walk through the prior work relevant to DOM tree nomination and representation learning. We will focus on architectures explicitly designed for this task and on GNNs, which can be adapted to DOM trees. In addition, we describe existing datasets and their limitations.

3.1 Graph Neural Networks

3.1.1 Graph Convolutional Networks. Over recent years, there has been an upsurge in papers about node classification and representation learning with GCNs. To the best of our knowledge, the first representation learning method for graphs is DeepWalk [25]. DeepWalk constructs graph representations using the SkipGram

²Available at <https://github.com/klarna/product-page-dataset> under the CC BY-NC-SA license.

model [24] on nodes retrieved from truncated random walks. Some recent papers have focused on making the GCN efficient for sizable graphs with large node neighborhoods. *FastGCN* [6] samples a predetermined number of nodes for each convolution layer. GraphSage [11] uniformly samples a fixed number of neighbours around each node. PinSage [34] uses random walks to sample nodes in the vicinity of a focus node. The GCNs have achieved promising results on a wide range of applications [6, 25, 36]. This suggests that GCNs could potentially be applicable to the task of DOM-tree representation learning. An important aspect of the GCNs functionality is that it can condense and combine features within local node neighborhoods. This lets the algorithm leverage both graph structure and feature information.

3.1.2 Tree Long Short-Term Memory networks. Another type of GNN is the *Tree Long Short-Term Memory network* (Tree-LSTM), which is based on the LSTM [13] architecture that usually is used to model sequential data. Here we apply the sequential LSTM in a top-down fashion on the path between the root and the target node. A similar top-down tree method was proposed by [37]. In this paper, we also explore a method called *Child-Sum Tree-LSTM* [30]. In the Child-Sum Tree-LSTM, a node is represented by selecting information from all of its children. The *Bidirectional Tree-LSTM* is a third variation of the LSTM methodology that combines the ideas underlying the top-down and the bottom-up approaches [7, 31].

3.1.3 DOM tree specific embedders. There are also representation-learning methods designed specifically for DOM trees and heavily rely on text and NLP. For instance, *FreeDOM*, proposed in [19]. *FreeDOM* has two stages of training that incorporate local and global information, respectively. In the first stage of *FreeDOM*, they create local representations of all nodes by training a classifier on the node’s HTML markup information and the text of the node’s parent. The first stage model is then used to perform an initial classification of the nodes. In the second global stage, the method exploits distances and similarities between first-stage representations of node pairs to improve the classification. A more recent architecture, *SimpDOM* [38], builds upon *FreeDOM* and shows similar performance in their experiments while having a more practical implementation. Another recent architecture, the *WebFormer* [33], focuses on attribute value extraction and is, therefore, less relevant for learning representations of action elements such as buttons or more abstract elements which do not contain text.

Finally, *DOM-Q-Net* [15] takes advantage of both local and global information to build representations of DOM elements. These representations are used as state and action estimators for an RL agent. This RL agent has a goal described by a sentence, such as *Book a ticket to London and click Submit*. Thus, in addition to discrete features, each element gets a cosine similarity measurement between the text within itself and the goal description as a feature. We consider a task that is different from the one that *DOM-Q-Net* was originally designed for. First, there is no concept of a goal in our problem. Also, *DOM-Q-Net* is used on various types of pages for different types of tasks and therefore, including global information in the representations is useful. In our experiments, we only use product pages; thus, it is unlikely that a global component would be helpful. Instead of directly implementing this approach, we use

a method inspired by *DOM-Q-Net*, that incorporates its applicable components.

3.2 Existing Datasets

In the literature, there is an unfortunate scarcity of datasets suitable for web element nomination and representation learning. The World-of-bits [28] (WoB) environment, particularly its minimalistic variant *Mini-WoB*, is useful for task solving over the Web with RL. Yet, *Mini-WoB* does not provide the same level of complexity as the Internet, with interfaces that measure only 160×160 pixels. Although the WoB environment can be set up to interact with live pages, it still lacks a source of ground truth and needs expensive data collection efforts. In contrast, the pages in the Klarna Product Page Dataset, are manually labelled clones of real web pages, that are orders of magnitude more complex, the median page containing 1,308 DOM elements and thousands of lines of code.

Other related publicly available datasets exist, which contain realistic pages that are useful for web content extraction and page classification. The *L3Sdataset* can be used for boilerplate (code that is repeatedly reused across a website) detection. It was gathered in 2008 and consists of 621 English Google News articles from 408 different websites [16]. Text segments in these pages have been manually annotated as for instance *boilerplate*, *headline*, *full-text*, and *comments*. A more recent dataset for extraction tasks is the *Weir dataset* [4], which contains pages from 40 websites across the domains *soccer players*, *stock quotes*, *books*, and *video games*, with between 50 and 2,700 pages per website. Finally, the SWDE dataset [12], used by the authors of *FreeDOM*, has 124,291 individual webpages collected from 80 websites. This dataset only contains labels for leaf nodes that contain text. For comparison, our dataset has more than 8,000 different templates and is far more representative of the diversity encountered over the Web. The novel Klarna Product Page Dataset also contains labels that pose more varied learning challenges for prediction algorithms (see Section 5).

We believe that our dataset’s variety of both webpage structures and labels provides significant improvements over state-of-the-art datasets for benchmarking of algorithms on nomination and, more generally, representation learning tasks targeting webpages.

4 EMBEDDERS FOR DOM ELEMENTS

In this section, we describe the GNN embedders that we train together with a classification layer (see Fig 1) to create representations of web elements. The considered embedders represent three important GNN families, specifically recurrent, convolutional and attention-based networks. We compared ten embedding architectures from these families, which we now detail and then evaluate in the simulation section.

GCN-Mean: The first model we consider is a multi-layer GCN model inspired by GraphSage [11] and PinSage [34]. Each convolutional layer ℓ , computes the representation of the current node, v , as $\mathbf{z}_v^{(\ell)}$ based on the local encoding and an average encoding $\mathbf{h}^{(\ell)}$ of its immediate neighborhood $\mathcal{N}(v)$. The representation is obtained

according to the following:

$$\begin{aligned} \mathbf{h}_v^{(\ell)} &= \text{AVG}(\{\text{ReLU}(\mathbf{V}_l \mathbf{z}_u^{(\ell-1)} + \mathbf{b}_l), u \in \mathcal{N}(v)\}), \\ \mathbf{k}_v^{(\ell)} &= \text{ReLU}(\mathbf{W}_l \cdot \text{CONCAT}(\mathbf{z}_v^{(\ell-1)}, \mathbf{h}_v^{(\ell)}) + \mathbf{w}_\ell), \\ \mathbf{z}_v^{(\ell)} &= \mathbf{k}_v^{(\ell)} / \|\mathbf{k}_v^{(\ell)}\|_2, \end{aligned} \quad (1)$$

where \mathbf{V}_l , \mathbf{W}_l , \mathbf{b}_l and \mathbf{w}_l are the trainable weight matrices for convolution layer ℓ and $\mathbf{z}_i^{(0)} = \mathbf{x}_i^{(0)}$ for all i . We use the same dimension for the encodings $\mathbf{h}_v^{(\ell)}$ and $\mathbf{k}_v^{(\ell)}$. Encoding size, representation size, and total number of layers are tunable hyperparameters. By stacking K convolution layers, information can be propagated from K -hop neighborhoods.

TransformerEncoder: This model consists of a single-layer multi-headed attention encoder stack [32] fed with a sequence consisting of the features \mathbf{x}_v of the local node, v , stacked with the features \mathbf{x}_u of its neighbors $u \in \mathcal{N}(v)$. The embedding \mathbf{z}_v of node v is then extracted as the first element (here, at index 0) of the sequence \mathbf{H}_v computed by the transformer encoder stack:

$$\begin{aligned} \mathbf{H}_v &= \text{TransformerEncoder}(\text{STACK}(\mathbf{x}_v, \{\mathbf{x}_u, u \in \mathcal{N}(v)\})), \\ \mathbf{z}_v &= \mathbf{H}_v[0] \end{aligned} \quad (2)$$

In our implementation, the number of heads in the encoder and the embedding size are tunable hyperparameters. As the elements in the DOM tree do not have an obvious natural linear ordering, we did not use positional encodings. In fact, how to effectively encode positional information for elements in DOM trees is the focus of ongoing research.

Tree-LSTMs: We consider four tree-based LSTM models. They all revolve around a standard LSTM cell [13] and are characterized by how the input sequence is constructed from the DOM tree.

In the top-down model (LSTM-TD), the embedding \mathbf{z}_v^D of node v is the last element of the LSTM encoding of the path from the root to node v : each unit receives hidden and cell states from its parent, according to

$$\mathbf{h}_v^D, \mathbf{c}_v^D = \text{LSTM}(\mathbf{x}_v, \mathbf{h}_{\text{Parent}(v)}^D, \mathbf{c}_{\text{Parent}(v)}^D), \quad \mathbf{z}_v^D = \mathbf{h}_v^D. \quad (3)$$

where $\text{LSTM}(x, h, c)$ denotes a standard LSTM cell with input x , hidden state h and cell state c . Cell and hidden states were initialized as zero for the root node.

In the bottom-up model (LSTM-BU), we consider the child-sum tree-LSTM algorithm [30]. Here, the sequence is defined recursively from the leaves to each node v . At each node, the hidden state is the sum of the hidden states of the children, and the cell state is computed based on the cell states of the children, with one forget gate per child state.

$$\begin{aligned} \mathbf{h}_v^U, \mathbf{c}_v^U &= \text{ChildSumLSTM}(\mathbf{x}_v, \{\mathbf{h}_u^U, u \in \mathcal{C}(v)\}, \{\mathbf{c}_u^U, u \in \mathcal{C}(v)\}), \\ \mathbf{z}_v^U &= \mathbf{h}_v^U \end{aligned} \quad (4)$$

To account for more context when computing the element embeddings, we combined the bottom-up and top-down approaches into a bidirectional model (LSTM-Bi) where the embeddings are the concatenation of the two previous models' embeddings, $\mathbf{z}_v^B = \text{CONCAT}(\mathbf{z}_v^D, \mathbf{z}_v^U)$. In this case, the weights in the top-down and the bottom-up components are trained simultaneously.

Finally, we considered a global bidirectional model (LSTM-BiE) that computes node representations based on the whole DOM-tree [7]. This method has three steps. First, a bottom-up representation \mathbf{z}_v^U is calculated for each node v . Second, this representation is then used as the input to a top-Down architecture that gives a representation \mathbf{z}_v^E for each node v :

$$\mathbf{h}_v^E, \mathbf{c}_v^E = \text{LSTM}(\mathbf{z}_v^U, \mathbf{h}_{\text{Parent}(v)}^E, \mathbf{c}_{\text{Parent}(v)}^E), \quad \mathbf{z}_v^E = \mathbf{h}_v^E. \quad (5)$$

Third, the two representations are concatenated into a final representation for the node $\mathbf{z}_v^{\text{BiE}} = \text{CONCAT}(\mathbf{z}_v^E, \mathbf{z}_v^U)$. Also, in this case, the weights in both components are trained simultaneously.

GCN-GRU: This model is inspired by the local embedding module in the DOM-Q-Net algorithm [15]. Here, the encoding of node v is computed by feeding a Gated Recurrent Unit (GRU) with the local features of the node and an average encoding of the neighborhood of the node; then, the embedding is computed with a transformation of the local encoding \mathbf{h}_v and the input features:

$$\begin{aligned} \mathbf{h}_v &= \text{GRU}(\mathbf{x}_v, \text{AVG}(\{\mathbf{V}\mathbf{x}_u + \mathbf{b}, u \in \mathcal{N}(v)\})), \\ \mathbf{z}_v &= \mathbf{W} \cdot \text{CONCAT}(\mathbf{x}_v, \mathbf{h}_v) + \mathbf{w}, \end{aligned} \quad (6)$$

where \mathbf{V} , \mathbf{b} , \mathbf{W} , and \mathbf{w} , are trained together with the parameters of the GRU.

FreeDOM: We adapt the state of the art FreeDOM architecture from [19]. FreeDOM is a two-stage method where a neural network model first computes node representations based on local and contextual information (based on both text and HTML), and then uses representation distances and semantic relatedness between node pairs in the second stage. It is worth mentioning that, in the original implementation, the authors perform a filtering step where templates common to multiple webpages are identified and used to substantially reduce the number of nodes that the model considers. In our case, this is not possible since the pages we consider do not generally come from the same set of websites. That being said, FreeDOM could potentially be at a disadvantage to the other models since it does not perfectly suit our application and the Klarna Product Page Dataset. However, the authors set out to learn site-invariant feature representations and found that FreeDOM could generalize well to unseen websites without additional human effort. Therefore, we find it interesting to include it in our representation learning comparison.

5 THE KLARNA PRODUCT PAGE DATASET

We collected the Klarna Product Page Dataset over several months between 2018, and 2019. The dataset contains 51,701 individual

Table 1: An overview of the Klarna Product Page Dataset.

market	language	# sites	# pages	median # nodes/page
DE	German	2,941	16,765	1,391
US	English	1,794	11,003	1,394
GB	English	1,360	11,144	1,291
FI	Finnish	1,125	5,623	779
AT	German	899	1,316	1,499
SE	Swedish	619	4,866	1,450
NO	Norwegian	180	852	1,477
NL	Dutch	130	132	1,628
All Markets		8,175	51,701	1,308

product pages from 8,175 distinct e-commerce merchants and is conveniently split into training and test sets such that no merchant appears in both. Table 1 shows an overview of the dataset statistics.

Each page has 5 labeled elements, 2 that correspond to action elements (*buy button* and *cart button*) and 3 that correspond to information elements (*product price*, *product name*, and *product image*). These labels have been manually placed on every webpage by human analysts. In our experiments, we also consider a 6-th more abstract label: the *subject node*— which is the lowest common ancestor of all other labels.

Note that the Klarna Product Page Dataset is substantially more diverse than the SWDE [12] dataset in terms of variety of labels but most notably in terms of diversity of DOM tree structures. Our dataset has templates from 8,175 domains, while SWDE only has 80 domains.

Furthermore, each page in our dataset is saved as an MHTML file which means that it contains all images and assets required to re-render the page. For convenience, we have also created a complementary dataset that consists of screenshots of the rendered pages. The screenshot dataset is suitable for CV approaches. An example page from our dataset can be found in Figure 2.

5.1 Collection and Potential Biases

The analysts were given a set of instructions detailing how to perform the labeling process, which potentially biased the data collection. First, they got a list of e-commerce domain names. This list of domains was biased towards popular e-commerce merchants. Then, for every e-commerce website, they were asked to identify a small number of pages that corresponded to physical products. See Table 1 for the specific quantities.

The analysts were also instructed to select products that were in stock and to avoid picking product pages with configuration fields (e.g., color and size). Once on a product page, they labeled elements that corresponded to the product, i.e. *price*, *name*, and *image*, as well as the *cart* and *buy* buttons by clicking on them on the rendered HTML using an in-house developed tool. The tool rendered the pages in a mobile viewport using an iPhone X device agent. Thus mobile versions of pages are over-represented. However, not all domains are rendered differently in mobile browsers.



Figure 2: A page in our dataset with 748 nodes. The labeled elements are surrounded by red boxes: (1) *buy button*, (2) *cart button*, (3) *image*, (4) *price*, (5) *product name*.

6 ELEMENT NOMINATION BENCHMARK

In our experiments, we investigate how accurately the GNNs described in Section 4 can nominate the six labels described in Section 5. All the embedders are followed by a single-layer fully connected neural network that acts as a classifier, as shown in Fig. 1.

We consider LSTM-based embedders (LSTM-TD, LSTM-BU, LSTM-Bi, LSTM-BiE), the mean-pooled GCN model (GCN-Mean), the GRU based GCN inspired by DOM-Q-Net (GCN-GRU), and the transformer-encoder (TE). For comparison, we also present the results of the state-of-the-art FreeDOM architecture, which we train on two different sets of features. First, we use the original features defined in [19], then we specify an extended version (FreeDOM-ext) which, in addition, uses the style features used by our other models (see further down). For context, we also implement a 2-layer, *Fully Connected Network* (FCN) that uses the same input features as the other models and thus acts as a context-oblivious baseline.

For each node’s *local features*, we define a set of *style features* which consists of the bounding box of the elements as rendered on the page, font weight, font size, number of images contained within the subtree, visibility, and HTML tag. For the FreeDOM-specific, pre-trained, NLP features described in [19], we use the Spacy³ [14] library. To gauge the impact of textual features on the other models, we perform an experiment in Section 6.2 where we augment the features with pre-trained embeddings computed using the *Universal Sentence Encoder*⁴ [5]. FreeDOM’s implementation stays the same in this experiment as it already uses text.

6.1 Basic Training Procedure

In our benchmark, each model is tasked with nominating a unique element for each of the classes *price*, *name*, *image*, *buy button*, *cart button* and *subject node*, on 6,706 product pages from merchants not present in the training set. The answer is considered correct if the nominated element is the unique element with the ground truth label; otherwise, it is considered wrong. In this evaluation phase, with the exception of FreeDOM, each model assigns classification scores to each element on the page. For each class, we nominate the element that received the highest score for that class. For FreeDOM, we instead follow the protocol as described in [19].

In the *Basic Training Procedure*, each model is trained on the classification training objective described in Section 2. From each product page in the training set, every model is used to classify a random sample of 5 labeled and 10 unlabeled DOM elements. The classification gives rise to a cross-entropy training objective which is minimised with the Adam optimiser. We tracked model losses on the training and validation sets and saved the model with the lowest validation loss. In Section 7, we detail how we can alter the *Basic Training Procedure* to align with the nomination procedure.

For the experiments, we ensured that all hyper-parameters were optimized for this problem setting. For FreeDOM, we used the hyper-parameters provided by the original paper since our setting is very similar. For the TreeLSTM-based algorithms, we used the results of the hyper-parameter tuning in [7]. We then performed hyper-parameter tuning on GCN-Mean, GCN-GRU, FCN and the

³v2.3.5 *en_core_web_sm* <https://spacy.io/models/en> (accessed 27 May 2021)

⁴Version 4, <https://tfhub.dev/google/universal-sentence-encoder/4> (accessed 26 May 2021)

	buy button		cart button		main image		name		price		subj. node		avg.	
Text Features	No	Yes	No	Yes	No	Yes	No	Yes	No	Yes	No	Yes	No	Yes
LSTM-Bi	.720	-	.570	-	.466	-	.693	-	.483	-	.656	-	.598	-
LSTM-BiE	.773	-	.596	-	.503	-	.724	-	.546	-	.702	-	.641	-
GCN-GRU	.775	.837	.576	.620	.400	.373	.700	.791	.504	.607	.462	.514	.569	.624
FreeDOM	-	.379	-	.061	-	.020	-	.645	-	.245	-	.334	-	.281
FreeDOM-ext	-	.840	-	.588	-	.343	-	.835	-	.728	-	.479	-	.635
LSTM-TD	.714	.856	.512	.559	.424	.438	.696	.771	.523	.586	.584	.390	.575	.600
LSTM-BU	.720	.897	.570	.645	.466	.423	.693	.733	.483	.563	.656	.552	.598	.636
TE	.708	.814	.468	.495	.322	.369	.734	.787	.604	.611	.579	.619	.569	.616
FCN	.786	.862	.530	.615	.320	.277	.702	.835	.575	.616	.433	.435	.558	.607
GCN-MEAN	.772	.911	.616	.671	.594	.497	.778	.811	.659	.653	.835	.855	.709	.733

Table 2: Nomination accuracy of the models shown over the different nomination tasks. In each cell, we show the nomination accuracy of each model on each label without (to the left) and with text (to the right) added to the local element features.

TransformerEncoder. We tuned our method and these other particular algorithms since we have adapted and applied them to a substantially different setting than what they were designed for.

In the tuning procedure, we performed a grid-search over values found in the `SOURCE/HYPERPARAMETER_GRIDS` folder⁵. To prevent unreasonable compute times, we performed this step on a subset of the Klarna Product Page Dataset that contained 2,000 data points (not the entire 10,000 used in the experiments) over 75 epochs. We used the RAY TUNE [18] library for this step. The set of hyperparameters that achieved the lowest validation error in this grid search was then used in all our experiments.

6.2 Performance Comparison

In this section, we describe the performance of all methods trained as described in Section 6.1 on a subset of the Klarna Product Page Dataset containing 10,000 pages from English-speaking markets. We did not train the models on the entire dataset because the LSTM models, mainly LSTM-BiE, LSTM-Bi and LSTM-TD, are very computationally expensive. We only used pages from English markets in order to use a pre-trained text embedder based on a well-known approach. Also, it offers a more level playing field for the state-of-the-art FreeDOM architecture, since it relies on page text and was originally tested on English websites. After training the models, we evaluate them by measuring their classification and nomination performance in two scenarios: 1) only using style features, and 2) using text embeddings in addition to the style features.

6.2.1 Evaluation of Nomination Accuracy. In this section, we present the nomination accuracy results. To measure nomination accuracy, each trained model is used to classify all nodes on every web page in the test set. The node that achieves the highest predicted probability for each class is nominated for that class. We present the accuracy score results in Table. 2. Note that the task of nominating

elements on a page is substantially more difficult than the classification task the models were trained on, where we would show models an element and ask it to provide label scores.

From the results with only style features (no text features) in Table 2, the first thing we notice is that GCN-Mean achieves the highest average accuracy by a wide margin (6.8 p.p.). Despite its relative simplicity, GCN-Mean consistently scores among the best for all tasks explored here. This suggests that a large proportion of the context that is relevant for element nomination is concentrated in an element’s vicinity. Among the runner-ups, LSTM-BiE stands out, as it shows similar performance to FreeDOM-ext (using text), while GCN-GRU, LSTM-TD, LSTM-Bi and LSTM-BU all show similar average performance. It is worth noting that the LSTMs require substantially more compute than GCN-Mean, GCN-GRU and FreeDOM. Also, FreeDOM requires two separate training stages.

When we add text features, GCN-Mean still has the highest average accuracy, this time by an even wider margin. Though LSTM-BiE was not trained in this setting due to computational constraints, its performance remains competitive with all other algorithms except GCN-Mean when trained solely on the style features.

In Appendix 9.1, we show that GCN-Mean also benefit the most from more training data. This further solidifies our intuition that straightforward graphical algorithms such as GCN-Mean and LSTM-BiE should be explored further as Web perception algorithms.

One important benefit of LSTM-BiE and GCN-Mean over FreeDOM, SimpDOM and the WebFormer is that they remain competitive without text features. In practice, this allows us to deploy a single model that can be used across web pages, regardless of the language used on the page.

6.2.2 The Impact of Text and Other Contextual Information on the Page. The experiments show that models that use more context perform better on certain tasks. For all tasks, we use the performance of the FCN as an indicator of the importance of context. More specifically, the gap between the best model and the FCN gives us a lower bound on the gain that we can achieve by including contextual information. With this in mind, it is possible to identify tasks where

⁵The code, along with all the hyperparameters, is available at www.anonymized.com.

contextual information is more important. For example, the *subject node* on its own does not contain much information. Instead, the *subject node* is defined by its relationship to other nodes in the tree, and, therefore, we need to look at its context to identify it. For other tasks, context is less important. For instance, the *buy button* seems to contain sufficient information to be correctly identified based on its local features. Another interesting observation is that LSTM-BiE outperforms LSTM-Bi on all tasks; this indicates that processing all context from the page leads to improved accuracy.

One important note is that algorithms that try to exploit text perform worse when this information is irrelevant to the task. We can observe this degradation when GCN-Mean, GCN-GRU, and even FCN attempt to use text to nominate the image node. LSTM-TD performance drops when text is added to its feature set since it looks at the text in nodes above the *subject node*. The *subject nodes* are usually close to the root of the DOM tree; hence, it is unlikely that nodes in the considered sequence even have text. This variety in performance suggests that we need varying degrees of contextual information to nominate the different types of labels. This also suggests that the Klarna Product Page Dataset presents a comprehensive set of challenges that not all algorithms can easily overcome.

7 BRIDGING THE CLASSIFICATION AND NOMINATION OBJECTIVES

We propose a novel two-stage training approach called CNTP which is similar to [2] and is inspired by the field of Positive-Unlabelled (PU) Learning (see [1] for a survey). A straightforward approach for nominating elements for a class is to classify and then rank the classification scores of all elements on a page. Using this procedure, we can train on the classification objective, which means that we only need to train on a small subset of the elements from each page in the training set. During training, we then periodically rank the elements on the page and add the confusing elements to the training set. A confusing element is an unlabeled element that receives a very high score for a particular label. This increases the likelihood that the true labelled elements appear at the top of the ranking during the nomination phase. The parameters of this method are the number of unlabelled elements, M , to be included in training from each page at random, the number of epochs T and the number of additional elements K , considered *hard* by the model in the nomination task after training for T epochs. The pseudo-code for this training data augmentation step is presented in the Appendix. Below is a description of the procedure.

At the start of every epoch, we start from an empty training set of elements $S_{train} = \emptyset$. Then, for every web page $P \triangleq (V, E)$, V being the set of elements, in the set of pages \mathcal{P} allocated for training, we sample a set $S_P = \{v_i \in V_{unlabelled} : i = 1, \dots, M\}$ of M unlabelled elements, uniformly at random and add S_P to the classifier’s training set, along with all L labelled elements: $S_{train} = \bigcup_{P \in \mathcal{P}} S_P \cup V_{labelled}$. We then proceed to train the model for one epoch. At epoch T , we evaluate the model on the nomination task on the entire set \mathcal{P} and initialize the sets of *hard* training examples $H_P = \emptyset$, $\forall P \in \mathcal{P}$. Then, $\forall P \in \mathcal{P}$, we add the top K unlabelled elements in the proposed ranking for each of the L labels to H_P . It is sufficient for this step to only be done once. For all future epochs, we always consider

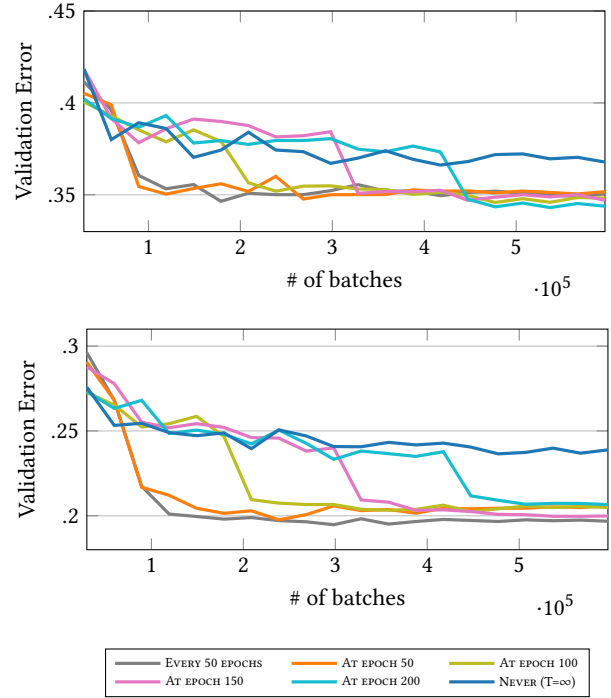


Figure 3: Effect on the average validation error from performing the augmentation step at different times, consistently and not at all for the FCN (top) and GCN-Mean (bottom).

these elements as additional training examples in the classification task $S_{train} = \bigcup_{P \in \mathcal{P}} H_P \cup S_P \cup V_{labelled}$. This means we train on $M + L \times K$ unlabelled elements and all the labelled ones. Note that as opposed to [2], we attach the *negative* label to these nodes.

This training procedure has two main benefits: 1) it uses only a small fraction of the total elements in the training set, and 2) it provides a bridge between the nomination task and the classification task. The former benefit allows us to avoid the impractical computational cost of training to rank all examples. Also, in this setting, we only care about the ranking of the top candidates and not about elements that we confidently identified as uninteresting. We achieve the latter benefit by training on more unlabelled elements that the model finds confusing, i.e. elements that are likely to appear high in the nomination ranking. We want to learn to better distinguish between the ground truth elements and the uninteresting elements that receive high scores. It is then the number of such elements found that should guide our choice of K , and we leave the optimization of this choice as future work.

7.1 Effects on Nomination Accuracy

In these experiments, we use the entire dataset with pages from all markets, with $M = 20$, $K = 5$, $T = 50$ and $L = 6$. Figure 3 highlights the effect of the timing of the *hard example* augmentation step on the average nomination accuracy on the validation set while training the FCN and the GCN-Mean, without text features. We notice that the timing of the augmentation makes little difference on the final nomination accuracy. This could indicate that there are

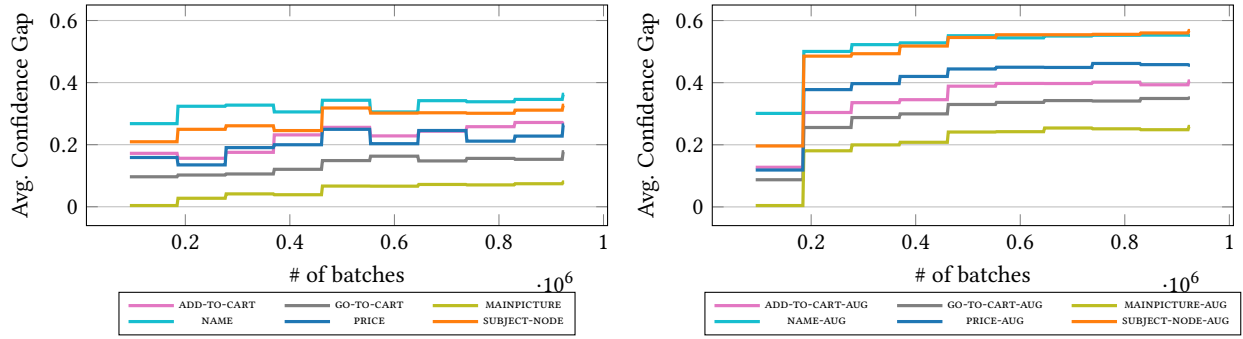


Figure 4: Effect of adding *hard examples* during training on the average *confidence gap* (defined in section 7.2) for GCN-Mean. The image on the left plots the average confidence gaps during training without the augmentation step. On the right, we show the corresponding confidence gaps when the hard examples are added to the training set.

a few consistently confusing elements that can be relatively easily identified using models trained on random unlabelled elements as negatives. Once these elements are added to the training set, the models’ nomination performance abruptly improves. Indeed both FCN and GCN-Mean obtain lower errors after the augmentation, by about 2 and 5 p.p., respectively, GCN-Mean achieving beyond 80% nomination accuracy and the FCN exceeding 65%.

7.2 Effects on the Quality of Rankings

Here we measure whether CNTP gets us closer to training directly on the nomination objective. As a proxy, we measure this as the difference between the confidence assigned to the labeled element and the highest confidence assigned to any unlabeled element on the same page. We call this difference the *confidence gap*. We assume that the higher this difference is, the *better* the resulting ranking would be. Since either unlabeled elements become less likely to be mistaken for the true element (when the true element is ranked first) or the difference by which an unlabeled element wins in the ranking (when the true element is not ranked first) is lower, and hence the ground-truth labeled element appears higher in the ranking. Due to limited space, we only present these effects for GCN-Mean.

In Figure 4, we ask the models to perform the nomination task on the entire training set every 50 epochs and measure the average confidence gap per class. From the normal classification objective, we notice that the confidence gap is increasing on average, yet this behaviour is far from monotonic. In contrast, according to our metric, the rankings that the nomination objective is based on are getting steadily better when we add *hard examples* during training. Thus this performance resembles what we would expect when optimizing directly on the nomination objective. In this experiment, augmentation is performed every 50 epochs, though the same behaviour is exhibited when this step is only performed once.

We remark that in our experiments, simply sampling more unlabelled elements uniformly at random, i.e. $M = 50$, actually increases nomination error.

8 LIMITATIONS

We acknowledge that our study has several limitations.

Demanding ground truth. One shortcoming of the experiments is that far from all elements have a ground truth label. We only have one label per class per page, which makes the results slightly pessimistic. In reality, a click event on several elements in the *buy button* (e.g. the button itself and the label containing the button text) could generate the same result. Thus, there are several acceptable nominations in practice. The *single label per element type* issue reduces the number of positive training examples in the training set and increases the difficulty of the nomination task. While this results in a lower overall accuracy than what would be achieved in practice, it should not affect the comparison between methods.

Furthermore, perfectly annotating all nodes of each element in a dataset of this size is very challenging. It would require substantial web-development knowledge and considerably more time spent per label. An approach for reducing the stringency of the evaluation would be to check the content of nominated elements. Still, this is not appropriate for action elements and requires resilient content extraction heuristics for all considered classes.

Computational constraints. Due to computational limitations, we were unable to train LSTM-BiE and LSTM-Bi with text as part of the input features on the datasets with 10,000 pages. For the same reason, further feature engineering and hyperparameter tuning are beyond the scope of this paper. The features used are relevant enough to compare the algorithms’ expected performance and offer equal footing to all algorithms. The large computational cost also means we, unfortunately, can not detail confidence intervals in our performance measurements.

9 CONCLUSIONS

In this paper, we explore the potential of convolutional, recurrent, and attention-based graph neural networks for web page element representation learning. We evaluate the quality of these GNN embedders relative to state-of-the-art algorithms in a web element nomination task. We gauge the embedders’ potential to generalize across different labeling tasks and web page templates. For this purpose, we introduce the Klarna Product Page Dataset, a new, large-scale, realistic dataset containing 51,701 e-commerce product pages from 8,175 merchants with labels that pose varied learning challenges. We use our dataset in an evaluation of 10 candidate

neural network architectures, including those of the state-of-the-art algorithms FreeDOM and GCN-GRU.

Our experiments highlight the under-explored potential of the plain GCN-Mean algorithm. They also expose that using element text as a feature can hurt nomination performance. Finally, we propose a method for combining the classification and nomination training objectives and experimentally show that this leads to training that consistently improves the rankings used for nomination.

REFERENCES

- [1] Jessa Bekker and Jesse Davis. Learning from positive and unlabeled data: A survey. *Machine Learning*, 109(4):719–760, 2020.
- [2] Emanuel Ben-Baruch, Tal Ridnik, Itamar Friedman, Avi Ben-Cohen, Nadav Zamir, Asaf Noy, and Lihi Zelnik-Manor. Multi-label classification with partial annotations using class-aware selective loss. In *Proceedings of the IEEE/CVF Conference on Computer Vision and Pattern Recognition*, pages 4764–4772, 2022.
- [3] Lidong Bing, Tak-Lam Wong, and Wai Lam. Unsupervised extraction of popular product attributes from e-commerce web sites by considering customer reviews. *ACM Trans. Internet Technol.*, 16(2), April 2016.
- [4] Lorenzo Blanco, Valter Crescenzi, Paolo Merialdo, and Paolo Papotti. Supporting the automatic construction of entity aware search engines. In *Proceedings of the 10th ACM Workshop on Web Information and Data Management, WIDM '08*, page 149–156, New York, NY, USA, 2008. Association for Computing Machinery.
- [5] Daniel Cer, Yinfei Yang, Sheng-yi Kong, Nan Hua, Nicole Limtiaco, Rhomni St. John, Noah Constant, Mario Guajardo-Cespedes, Steve Yuan, Chris Tar, Brian Strope, and Ray Kurzweil. Universal sentence encoder for English. In *Proceedings of the 2018 Conference on Empirical Methods in Natural Language Processing: System Demonstrations*, pages 169–174, Brussels, Belgium, November 2018. Association for Computational Linguistics.
- [6] Jie Chen, Tengfei Ma, and Cao Xiao. FastGCN: Fast learning with graph convolutional networks via importance sampling. In *International Conference on Learning Representations*, 2018.
- [7] Cedric Cook. Learning context-aware representations of subtrees. Master's thesis, Ecole Polytechnique Federale de Lausanne, Lausanne, 2019.
- [8] Glen Coppersmith. Vertex nomination. *Wiley Interdisciplinary Reviews: Computational Statistics*, 6(2):144–153, 2014.
- [9] Donniell E Fishkind, Vince Lyzinski, Henry Pao, Li Chen, and Carey E Priebe. Vertex nomination schemes for membership prediction. *The Annals of Applied Statistics*, 9(3):1510–1532, 2015.
- [10] Izzeddin Gur, Ulrich Rueckert, Aleksandra Faust, and Dilek Hakkani-Tur. Learning to navigate the web. *ArXiv preprint arXiv:1812.09195*, 2018.
- [11] William L. Hamilton, Rex Ying, and Jure Leskovec. Inductive representation learning on large graphs. In *Proceedings of the 31st International Conference on Neural Information Processing Systems, NIPS'17*, page 1025–1035, Red Hook, NY, USA, 2017. Curran Associates Inc.
- [12] Qiang Hao, Rui Cai, Yanwei Pang, and Lei Zhang. From one tree to a forest: A unified solution for structured web data extraction. In *Proceedings of the 34th International ACM SIGIR Conference on Research and Development in Information Retrieval*, pages 775–784. ACM, 2011.
- [13] Sepp Hochreiter and Jürgen Schmidhuber. Long short-term memory. *Neural Computation*, 9(8):1735–1780, 1997.
- [14] Matthew Honnibal, Ines Montani, Sofie Van Landeghem, and Adriane Boyd. spaCy: Industrial-strength Natural Language Processing in Python, 2020.
- [15] Sheng Jia, Jamie Ryan Kiros, and Jimmy Ba. DOM-Q-NET: Grounded RL on structured language. In *International Conference on Learning Representations*, 2019.
- [16] Christian Kohlschütter, Peter Fankhauser, and Wolfgang Nejdl. Boilerplate detection using shallow text features. In *Proceedings of the third ACM international conference on Web search and data mining*, pages 441–450, 2010.
- [17] Mike Lewis, Yinhan Liu, Naman Goyal, Marjan Ghazvininejad, Abdelrahman Mohamed, Omer Levy, Veselin Stoyanov, and Luke Zettlemoyer. BART: Denoising sequence-to-sequence pre-training for natural language generation, translation, and comprehension. In *Proceedings of the 58th Annual Meeting of the Association for Computational Linguistics*, pages 7871–7880, 2020.
- [18] Richard Liaw, Eric Liang, Robert Nishihara, Philipp Moritz, Joseph E Gonzalez, and Ion Stoica. Tune: A research platform for distributed model selection and training. *arXiv preprint arXiv:1807.05118*, 2018.
- [19] Bill Yuchen Lin, Ying Sheng, Nguyen Vo, and Sandeep Tata. Freedom: A transferable neural architecture for structured information extraction on web documents. *Proceedings of the 26th ACM SIGKDD International Conference on Knowledge Discovery & Data Mining*, Jul 2020.
- [20] Evan Zheran Liu, Kelvin Guu, Panupong Pasupat, Tianlin Shi, and Percy Liang. Reinforcement learning on web interfaces using workflow-guided exploration. In *Proceedings of the International Conference on Learning Representations*, 2018.
- [21] Colin Lockard, Xin Luna Dong, Arash Einolghozati, and Prashant Shiralkar. Ceres: Distantly supervised relation extraction from the semi-structured web. *Proceedings of the VLDB Endowment*, 11(10), 2018.
- [22] Colin Lockard, Prashant Shiralkar, Xin Luna Dong, and Hannaneh Hajishirzi. ZeroShotCeres: Zero-shot relation extraction from semi-structured webpages. In *Proceedings of the 58th Annual Meeting of the Association for Computational Linguistics*, pages 8105–8117, Online, July 2020. Association for Computational Linguistics.
- [23] Nicole Merkle and Patrick Philipp. Cooperative web agents by combining semantic technologies with reinforcement learning. In *Proceedings of the 10th International Conference on Knowledge Capture, K-CAP '19*, page 205–212, New York, NY, USA, 2019. Association for Computing Machinery.
- [24] Tomáš Mikolov, Kai Chen, Greg Corrado, and Jeffrey Dean. Efficient estimation of word representations in vector space. In Yoshua Bengio and Yann LeCun, editors, *1st International Conference on Learning Representations, ICLR 2013, Scottsdale, Arizona, USA, May 2-4, 2013, Workshop Track Proceedings*, 2013.
- [25] Bryan Perozzi, Rami Al-Rfou, and Steven Skiena. Deepwalk: Online learning of social representations. In *Proceedings of the 20th ACM SIGKDD International Conference on Knowledge Discovery and Data Mining, KDD '14*, page 701–710, New York, NY, USA, 2014. Association for Computing Machinery.
- [26] Lassri Safae, Benlhamar El Habib, and Tragha Abderrahim. A review of machine learning algorithms for web page classification. In *Proceedings of the 5th IEEE International Congress on Information Science and Technology (CiSt)*, pages 220–226. IEEE, 2018.
- [27] Galuh Tunggadewi Sahid, Rahmad Mahendra, and Indra Budi. E-commerce merchant classification using website information. In *Proceedings of the 9th International Conference on Web Intelligence, Mining and Semantics*, pages 1–10, 2019.
- [28] Tianlin Shi, Andrej Karpathy, Linxi Fan, Jonathan Hernandez, and Percy Liang. World of bits: An open-domain platform for web-based agents. In *International Conference on Machine Learning*, pages 3135–3144. PMLR, 2017.
- [29] Karen Simonyan and Andrew Zisserman. Very deep convolutional networks for large-scale image recognition, 2014.
- [30] Kai Sheng Tai, Richard Socher, and Christopher D. Manning. Improved semantic representations from tree-structured long short-term memory networks. In *Proceedings of the 53rd Annual Meeting of the Association for Computational Linguistics and the 7th International Joint Conference on Natural Language Processing (Volume 1: Long Papers)*, pages 1556–1566, July 2015.
- [31] Zhiyang Teng and Yue Zhang. Head-lexicalized bidirectional tree lstm. *Transactions of the Association for Computational Linguistics*, 5(1):163–177, 2017.
- [32] Ashish Vaswani, Noam Shazeer, Niki Parmar, Jakob Uszkoreit, Llion Jones, Aidan N Gomez, Lukasz Kaiser, and Illia Polosukhin. Attention is all you need. In *Advances in neural information processing systems*, pages 5998–6008, 2017.
- [33] Qifan Wang, Yi Fang, Anirudh Ravula, Fuli Feng, Xiaojun Quan, and Dongfang Liu. Webformer: The web-page transformer for structure information extraction. In *Proceedings of the ACM Web Conference 2022, WWW '22*, page 3124–3133, New York, NY, USA, 2022. Association for Computing Machinery.
- [34] Rex Ying, Ruining He, Kaifeng Chen, Pong Eksombatchai, William L. Hamilton, and Jure Leskovec. Graph convolutional neural networks for web-scale recommender systems. In *Proceedings of the 24th ACM SIGKDD International Conference on Knowledge Discovery & Data Mining*, pages 974–983, 2018.
- [35] Yanhong Zhai and Bing Liu. Web data extraction based on partial tree alignment. In *Proceedings of the 14th International Conference on World Wide Web, WWW '05*, page 76–85, New York, NY, USA, 2005. Association for Computing Machinery.
- [36] J. Zhang, Xingjian Shi, Junyuan Xie, Hao Ma, Irwin King, and D. Yeung. Gaan: Gated attention networks for learning on large and spatiotemporal graphs. In *UAI*, 2018.
- [37] Xingxing Zhang, Liang Lu, and Mirella Lapata. Top-down tree long short-term memory networks. In *Proceedings of the 2016 Conference of the North American Chapter of the Association for Computational Linguistics: Human Language Technologies*, pages 310–320, San Diego, California, June 2016. Association for Computational Linguistics.
- [38] Yichao Zhou, Ying Sheng, Nguyen Vo, Nick Edmonds, and Sandeep Tata. Simplified dom trees for transferable attribute extraction from the web. *ArXiv preprint arXiv:2101.02415*, 2021.

9.1 Accuracy over Amount of Training Data

In this experiment, we aim to check how the nomination accuracy of the proposed methods increases as they are allowed to train on more data. Our goal is to verify whether any of the algorithms show signs of performing substantially better as the training set grows. If this were the case, it would suggest the further experiments should be run using a larger training set. We therefore trained the models on 5 subsets from the Klarna Product Page Dataset increasing in size by powers of 2, from 128 to 2048 DOM trees and an additional 6-th dataset containing the 10,000 webpages in the previous experiment. Each model was trained with fixed hyperparameters, all models use internal representations of size 150, for 50 epochs on every dataset, on only the local style features. The average predictive performance over the 6 labels of each model over the 6 datasets of increasing sizes is displayed in Fig. 5. Here, again we see that, among the best performing algorithms, GCN-MEAN also exhibits the largest accuracy gain from adding more data. This raises our confidence that convolutional neural networks are worth considering in more detail for web element nomination tasks.

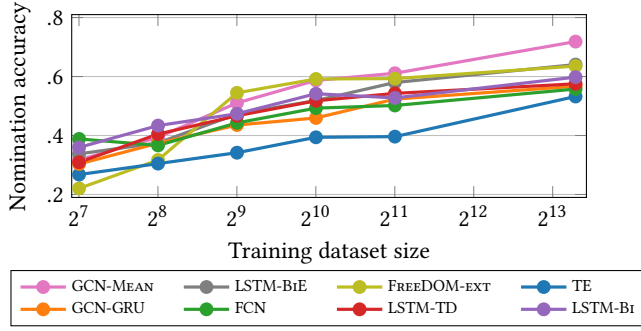


Figure 5: The nomination accuracy (averaged over classes, measured on a fixed validation set) of each algorithm, when trained on the same training sets of increasing size.

9.2 Classification Performance

We also provide additional precision and recall metrics corresponding to the performance of the trained models evaluated in Table 2. Table 3 details the classification performance of the models when using text features. When not using text features, the results are very similar hence we do not present them here to save space. These metrics show all models achieving high classification performance, pointing towards them being sufficiently trained on this objective.

9.3 Bridging Classification and Nomination

Algorithm 1 details the procedure we follow for augmenting the sample of web elements used in training on the classification objective for it to better resemble optimisation on the nomination task. In Figure 6, we can see the evolution of the average confidence assigned to the true labelled elements (continuous lines) versus the average maximal confidence assigned to any unlabelled element (dashed lines). We can clearly notice the distance between these quantities increasing dramatically after the augmentation step at epoch 50 and also, them continuing to diverge as training continues.

In Figure 7 we present a graphical representation of the nomination accuracy results in Table 2. In this representation, in order to better visualise the impact of text features, the performance of an algorithm when using text features and not, are overlaid: full bars represents performance without text features and overlaid on top, in hashed/transparent bars is the performance when using text.

Algorithm 1 Hard-Example Augmentation

```

1: Inputs:  $M, K, \epsilon, \mathcal{P}$  (the page dataset)
2:  $H_p := \emptyset, \forall P \in \mathcal{P}$ 
3:  $nn\_model := model\_init()$ 
4: for  $epoch = 1, 2, \dots$  do
5:    $S_{train} := \emptyset$ 
6:   for each web page  $P \in \mathcal{P}$  do
7:      $P \triangleq (V, E), V \triangleq V_{labelled} \cup V_{unlabelled}$ 
8:      $S_p := UniformRand(V_{unlabelled}, n_{samples} = M)$ 
9:     if  $epoch = K$  then
10:      for  $l = 1, \dots, L$  do
11:         $preds = \{nn\_model(v)[l], \forall elements v \in V\}$ 
12:         $H_p := H_p \cup rank(preds)[1:K]$ 
13:      end for
14:    end if
15:     $S_{train} := S_{train} \cup S_p \cup V_{labelled} \cup H_p$ 
16:  end for
17:  Train  $nn\_model$  for 1 epoch on dataset  $S_{train}$ .
18: end for
    
```

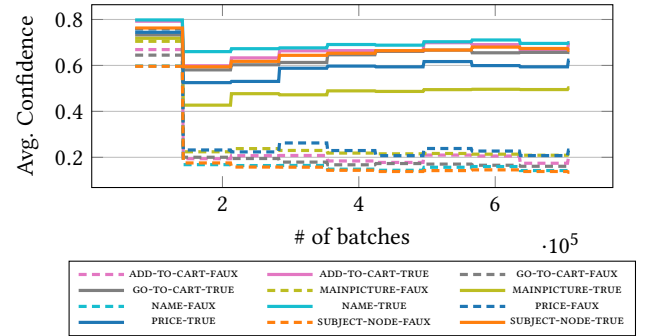


Figure 6: Average confidence assigned by GCN-mean to the true elements are displayed in solid lines, (with suffixes "-TRUE") and the average maximum of the confidence scores of all unlabelled elements on a page are in dashed lines ("-FAUX").

9.4 Klarna Product Page Dataset - Additional Statistics

The histograms in Figure 8 show an overview of the complexity that is expected from the pages in our dataset and aim to complement Table 1. The top two plots, displaying the distribution of the size of trees in both heights and the total number of nodes, give a feel for the length of sequences on which the TreeLSTM methods operate and the effect of the number convolutional layers and sizes of the

Table 3: Final classification accuracy of trained models (Precision/Recall, trained without text features)

	buy button	cart button	product image	name	price	subject node	avg.
LSTM-BI	.91/.95	.92/.95	.89/.94	.93/.89	.85/.90	.96/.91	.95/.95
LSTM-BiE	.97/.92	.95/.89	.92/.85	.92/.91	.90/.86	.96/.96	.95/.95
GCN-GRU	.95/.92	.93/.86	.90/.88	.90/.90	.89/.85	.95/.93	.94/.94
FREEDOM	.80/.93	.45/.88	.50/.43	.91/.88	.86/.88	.96/.33	.84/.82
FREEDOM-EXT	.95/.95	.92/.88	.89/.90	.97/.95	.96/.94	.92/.91	.95/.95
FCN	.96/.91	.94/.81	.91/.80	.89/.91	.83/.88	.93/.94	.93/.93
LSTM-TD	.94/.93	.93/.86	.90/.83	.92/.91	.90/.85	.94/.90	.94/.94
TE	.91/.94	.90/.94	.88/.91	.92/.90	.84/.93	.95/.91	.95/.95
GCN-MEAN	.97/.90	.96/.80	.94/.85	.93/.92	.93/.84	.97/.91	.94/.94

filters. The number of images gauge the amount of noise to be expected when dealing with page screenshots.

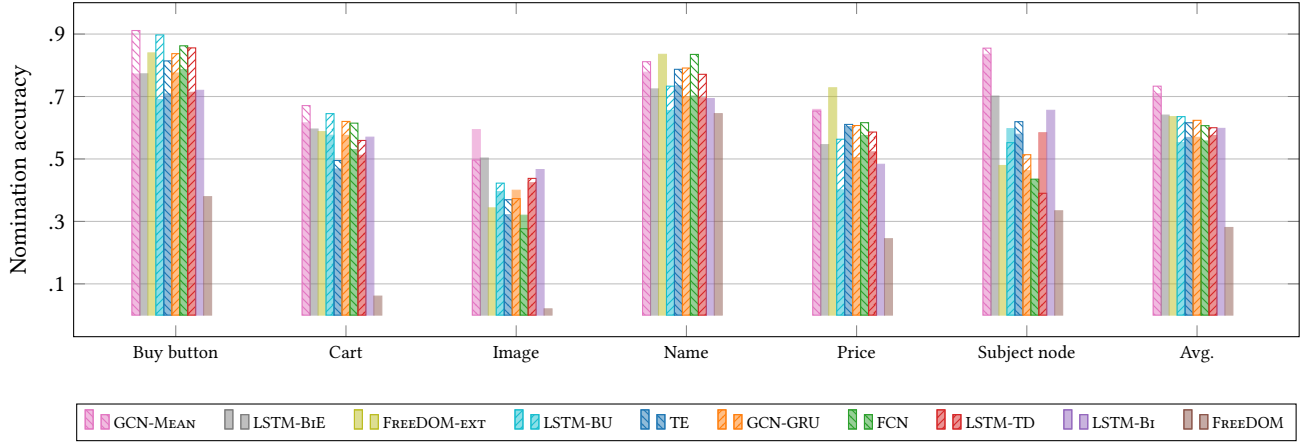


Figure 7: Nomination accuracy with (overlaid dashed bars) and without (solid bars) text included in the local element features.

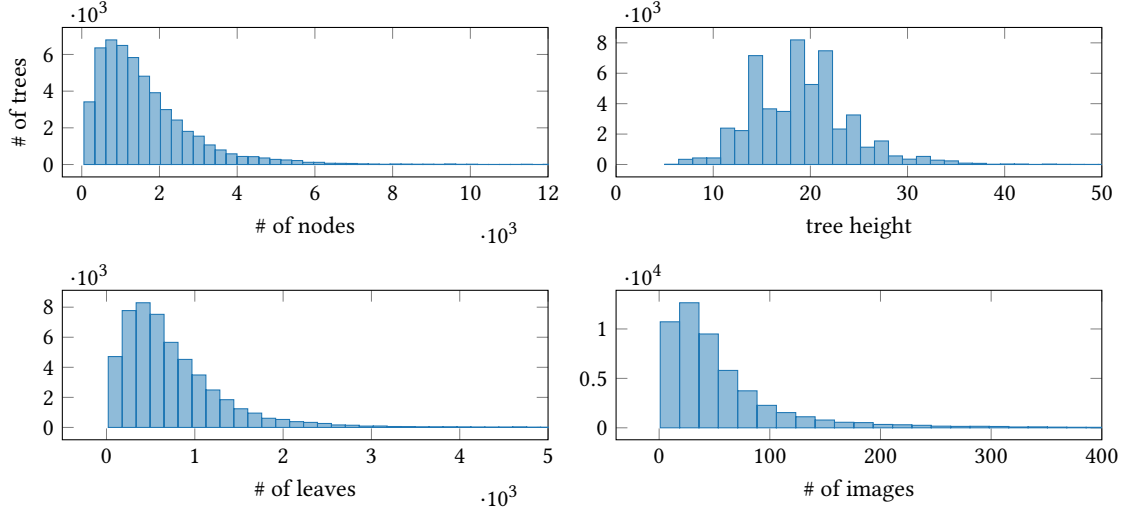


Figure 8: The histogram in the top left corner depicts the number of nodes per tree. To its right, the tree heights are displayed. A tree's height is the maximum possible path length from the root of the tree. In the bottom left corner, we give the number of leaf nodes per webpage, and to its right, we display the number of images (png, jpg, gif) per webpage.