

Linear Cryptanalysis through the Lens of Clauser-Horne-Shimony-Holt Game

Arpita Maitra¹, Ravi Anand², Suman Dutta³

¹TCG Centre for Research and Education in Science and Technology,
Kolkata-700091, West Bengal, India, ²R C Bose Centre for Cryptology and Security,
Indian Statistical Institute, 203 B.T. Road, Kolkata 700108,
West Bengal, India, ³ Applied Statistic Unit, Indian Statistical Institute,
203 B.T. Road, Kolkata-700108, West Bengal, India*

Application of CHSH game in Linear Cryptanalysis is presented. Till date, the known usage of CHSH game in Quantum Cryptology is to verify the device independence of the protocols. We observed that the game can be exploited to improve the bias of some ciphers and hence can be used in cryptanalysis. In the present initiative, we showed the application of the game in linear cryptanalysis on a lightweight cipher named *SIMON*. This observation opens a new direction of research in quantum cryptography.

I. INTRODUCTION

Bell inequality [1] certifies the non-local relationship between two correlated systems. In other words, Bell inequality confirms the quantumness of the system. This inequality can be described in form of a game, named CHSH [2] game.

In CHSH game, there are one referee and two players whom we generally call Alice and Bob. Referee provides a bit x to Alice and a bit y to Bob. After receiving the bits, Alice and Bob each outputs a bit, say, a for Alice and b for Bob. The players win the game if $x \wedge y = a \oplus b$.

In classical domain where there is no existence of entanglement, the best strategy to win the game would be as follows.

1. Alice and Bob both output 0 irrespective of their inputs.
2. Alice and Bob both output 1 irrespective of their inputs.

In such case, they will win the game with probability 0.75. On the other hand, in quantum domain where one can take the advantage of entanglement, wins the game with better probability.

In this case, Alice and Bob share maximally entangled state prior to the game. After receiving the inputs from referee, the players measure their respective systems in some specified bases. The basis choice depends on the input bits. It is well proven that in such strategy, Alice and Bob can improve their winning probability upto 0.85.

In quantum cryptography, CHSH game is used for testing the device independence of the protocols. Precisely, 0.85 probability certifies the existence of maximally entangled state amongst the legitimate parties [3–9]. If the shared states are maximally entangled, then from the

monogamy relation of entanglement [10–12], it is guaranteed that the information about the raw key extracted by an eavesdropper, generally familiar as Eve, can not be greater than the information extracted by Bob (one of the authenticated parties).

The probability is calculated from input-output statistics. For example, in case of Quantum Key Distribution (QKD) protocols, the QKD boxes are available as Black boxes to the legitimate parties. Each box can take an input bit (x or y) and provides an output bit (a or b). If the input-output statistics satisfies the winning condition with probability 0.85, then there must exist a non-local maximal correlation between the boxes available to the authenticated parties. This non-local correlation guarantees the absolute security of the protocol. In the present initiative, we report another application of the game in quantum cryptography.

In cryptography, cipher is the encrypted form of message. Message is encrypted in the motivation towards hiding the information from the eavesdropper. The encryption as well as the decryption function are known to all, however the secret thing is the key. The encryption function is chosen in such a way so that without any knowledge of the key it is not possible to decrypt the cipher. Even the designer of the crypto-system also can not decipher it without the knowledge of the key. Hence, extracting the key bits is the prime motivation for attacking the cipher. Formally, we name it as *cryptanalysis* (breaking the code).

It is expected that the ciphers are designed in such a way so that the random variables 0 and 1 come from a probability distribution $\{1/2, 1/2\}$. However, any shifting from this distribution may cause loopholes in the cipher. Exploiting this one can extract the key bit(s). The deviation from $1/2$ is called bias. Thus, finding a bias for a given cipher is another important job in cryptanalysis.

Now, consider that there are two probability distributions $\{p, 1-p\}$ and $\{q, 1-q\}$. To distinguish these two probability distributions with confidence very close to 1, the number of samples required is approximately $1/pq^2$. If the value of q increases, then the number of samples decreases. If $p = 1/2$ and $q = 1/2 + \epsilon$, then ϵ is called bias for the random variables. Hence, improving the bias

*Electronic address: arpita76b@gmail.com
ravianandsps@gmail.com
sumand.iiserb@gmail.com

is very significant contribution in cryptanalysis.

In the present draft, we observe that if we can convert the classical ciphers in quantum ciphers, i.e., bits will be converted to qubits and the classical gates used in the ciphers will be converted to the quantum gates, then we may exploit quantum advantage to improve the bias present in the classical cipher. Here, we consider a lightweight cipher named *SIMON* [13]. It is a symmetric cipher, i.e., the sender and the receiver use the same secret key. *SIMON* is a lightweight cipher designed by NSA (National Security Agency of USA). That is why this cipher is very important in the domain of classical cryptography.

In classical domain, it was observed that this cipher has some bias and the optimal bias found is 0.25 i.e., here $q = 0.75$. On the other hand, exploiting Boolean version of CHSH game, we can successfully improve the bias upto 0.35, i.e., in this case, q will be 0.85.

Till date, Quantum Cryptanalysis on Symmetric Ciphers exploits Grover's search algorithm [14], Simon period finding algorithm [15] and the combination of both. Block ciphers like AES [16–19], Even-Mansour construction [20] and McEliece system [21] have been studied subsequently. It is also proven that classically secure ciphers can be broken with quantum algorithms [20, 22–25]. Quantum algorithm can be used to speed up classical attacks [26–28] too.

Contrary to these, in the current manuscript, we exploit CHSH game and improve the bias of the cipher. This improvement should have major impact in linear and differential cryptanalysis [29]. We believe that this will open up a new avenue of research in the paradigm of quantum cryptography.

The draft is organized as follows. Section II deals with a brief description of classical cipher *SIMON*, its encryption and decryption algorithms, existing cryptanalysis on the cipher. In Section III, we discuss Boolean implementation of CHSH game. In section Section IV we show how the Boolean circuit of the game can be exploited in *SIMON*. We implement the idea in IBMQ simulator for an arbitrary round i . Section V concludes the paper.

II. BRIEF DESCRIPTION OF SIMON

SIMON is a family of balanced Feistel structured [29] lightweight block ciphers with 10 different block sizes and key sizes (Table I).

Block Size ($2n$)	Key Size ($k = mn$)	word size (n)	keywords (m)	Rounds (T)
32	64	16	4	32
48	72,96	24	3,4	36,36
64	96,128	32	3,4	42,44
96	96, 144	48	2,3	52,54
128	128,192,256	64	2,3,4	68,69,72

TABLE I: SIMON parameters

The round function used in the Feistel structure of *SIMON* block ciphers consists of circular shift, bitwise AND

and bitwise XOR operations. The state update function is defined as,

$$F(x, y) = (y \oplus S^1(x)S^8(x) \oplus S^2(x) \oplus k, x) \quad (1)$$

The structure of one round *SIMON* encryption is depicted in Figure 1, where S^j represents a left circular shift by j bits, L_i and R_i are n -bit words which constitutes the state of *SIMON* at the i -th round and k_i is the round key which is generated by key scheduling algorithm. The description is out of the scope for the paper. Interested readers may explore [13] for detailed description of the lightweight ciphers, *SIMON* and *SPECK*.

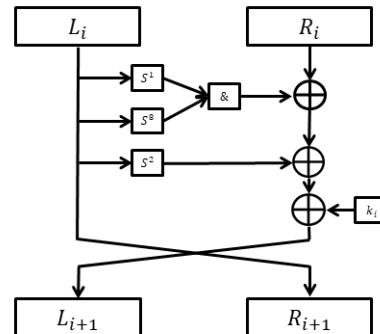


FIG. 1: SIMON round function

Let (L_0, R_0) be the initial state and the state propagate as $(L_0, R_0), (L_1, R_1), (L_2, R_2), \dots, (L_T, R_T)$ upto T rounds. If K is the key for a round i , then from the state update function of *SIMON*, one can write the following.

$$\begin{aligned} R_{i+2}(j) &= L_{i+1}(j) \\ &= R_i(j) \oplus K_i(j) \oplus (L_i(j+1) \& L_i(j+8)) \oplus L_i(j+2), \end{aligned}$$

where, $0 \leq i \leq (n/2)$. Here i stands for round number and $j \bmod (n/2)$ denotes the position of the bit.

Now, we consider $L_i(j) \oplus L_{i+1}(j)$. That is we are establishing a linear relationship between the j th bit of i th round and the j th bit of $i+1$ round. In other words, we are establishing a linear relation between a bit and its encrypted cipher bit. Due to the encryption function (round update function) of *SIMON*, this will be equal to the following expression.

$$\begin{aligned} L_i(j) \oplus R_i(j) \oplus K_i(j) \oplus (L_i((j+1) \& L_i((j+8))) \\ \oplus L_i(j+2)) \end{aligned}$$

The Boolean function ‘AND’ (&) plays a vital role in this linear relationship. A close observation reveals that if $L_i(j) = L_i(j+2)$, then due to the presence of ‘AND’ operation we can write the followings.

$$\begin{aligned} \Pr(L_i(j) \oplus L_{i+1}(j) = 0 | R_i(j) = K_i(j)) &= 3/4 \\ \Pr(L_i(j) \oplus L_{i+1}(j) = 1 | R_i(j) = K_i(j)) &= 1/4 \end{aligned}$$

These imply that there is certain bias in the cipher. Hence, for a sufficient number of plaintext-ciphertext pairs for a round i , it is possible to find such bias. This can be further extended for two consecutive rounds, i.e., for i and $i+2$. This is because of the advantage of Feistel construction. In Feistel construction, $L_{i+1}(j) = R_{i+2}(j)$. Hence, it is rather better to say that for a sufficient number of plaintext-ciphertext pairs for two rounds *SIMON*, it is possible to find the above bias.

The procedure would be the following.

1. For a given plaintext-ciphertext pairs for two round *SIMON*, check if $L_i(j) = L_{i+1}(j+2)$. Note that $L_{i+1}(j+2) = R_{i+2}(j+2)$.
2. Calculate $\Pr(L_i(j) \oplus L_{i+1}(j) = 0)$ and $\Pr(L_i(j) \oplus L_{i+1}(j) = 1)$.
3. If $\Pr(L_i(j) \oplus L_{i+1}(j) = 0) = 3/4$ or $\Pr(L_i(j) \oplus L_{i+1}(j) = 1) = 1/4$, conclude $K_i(j) = R_i(j)$.

The variants of such attack has been studied in [30–32]. However, the bias better than 0.25 for a round has not been found yet. In this backdrop, we observed that as the bias comes from ‘AND’ operation, one can take the advantage of CHSH game and hence can improve the bias for a round. Before going to the implementation of CHSH game in *SIMON*, we like to discuss the Boolean implementation of CHSH game which is the pillar of improving the bias.

III. BOOLEAN IMPLEMENTATION OF CHSH GAME

In this section, CHSH game will be viewed as a Boolean function $f : \{0, 1\}^n \rightarrow \{0, 1\}$. Here, the function $f : \{0, 1\}^4 \rightarrow \{0, 1\}$ and $f = (x \wedge y) \oplus (a \oplus b)$. The corresponding circuit is given below. In the circuit, $q0_0 = x$,

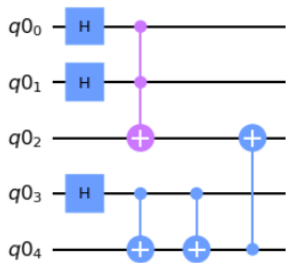


FIG. 2: Boolean version of classical CHSH game

$q0_1 = y$, $q0_3 = a$ and $q0_4 = b$. Qubit $q0_2$ stores the functional value f .

According to the classical strategy for winning the game with maximum probability, Alice and Bob output the same bits. This has been depicted using first CNOT gate (from left) as a cloning operator on $q0_3$. It copies $q0_3$ in $q0_4$ resulting $a = b$ always. Hadamard gates are

used to take care of all possible choices of x , y and a . If we compute the probability considering the reduced density matrix of $q0_2$, we will get 0.75 for the bit 0 and 0.25 for the bit 1.

Now, to implement quantum strategy we took the help of Controlled-Hadamard (*CH*) and Controlled- U_3 (CU_3) gate, where $U_3 = \begin{pmatrix} \cos \theta/2 & -\sin \theta/2 \\ \sin \theta/2 & \cos \theta/2 \end{pmatrix}$. The corresponding circuit is given in Fig 3. According to the

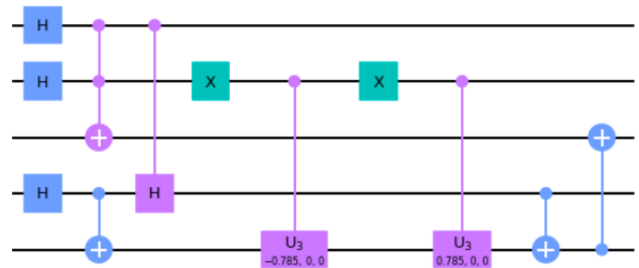


FIG. 3: Boolean version of quantum CHSH game

quantum strategy, Alice and Bob share maximally entangle state prior to the game. Applying Hadamard gate on $q0_3$ followed by CNOT on both $q0_3$ and $q0_4$, where $q0_3$ is the controlled bit, we generate the maximally entangle state $\frac{1}{\sqrt{2}}(|00\rangle + |11\rangle)$ between Alice and Bob. Controlled-Hadamard serves Alices’s strategy, i.e., if $x = 0$, Alice will measure her sub-system in $\{|0\rangle, |1\rangle\}$ basis (no Hadamard applied), else she will measure it in $\{|+\rangle, |-\rangle\}$ basis (Hadamard applied), where $|+\rangle = \frac{1}{\sqrt{2}}(|0\rangle + |1\rangle)$ and $|-\rangle = \frac{1}{\sqrt{2}}(|0\rangle - |1\rangle)$. Similarly, CU_3 serves Bob’s strategy, i.e., if $y = 0$, Bob will measure his sub-system in $\{|\pi/8\rangle, |-\pi/8\rangle\}$ basis (first CU_3 from left) and else in $\{|3\pi/8\rangle, |-3\pi/8\rangle\}$ basis (second CU_3 from left), where $|\pi/8\rangle = \cos(\pi/8)|0\rangle + \sin(\pi/8)|1\rangle$, $|-\pi/8\rangle = -\sin(\pi/8)|0\rangle + \cos(\pi/8)|1\rangle$, and $|3\pi/8\rangle = \cos(3\pi/8)|0\rangle + \sin(3\pi/8)|1\rangle$, $|-3\pi/8\rangle = -\sin(3\pi/8)|0\rangle + \cos(3\pi/8)|1\rangle$. Note that $\pi/4 = 0.785$. That is why we set θ as 0.785 when U_3 has been constructed. We compute the probability considering the reduced density matrix of $q0_2$. We obtained 0.85 (taking two decimal places) for the bit 0 and 0.15 for the bit 1.

In the following section, we will show how we exploit this Boolean circuit in *SIMON* and improve the bias.

IV. BOOLEAN CHSH GAME FOR IMPROVING THE BIAS OF SIMON

To exploit the Boolean circuit of CHSH game in *SIMON*, we need to design *SIMON* round function in quantum domain. We assume that we have k -qubits reserved for the key, K , and n -qubits each for L and R . The classical Boolean operations are now replaced by the quantum reversible gates. The replacement is as follows. For detail explanation one may explore [34].

1. ‘AND’ is replaced by *Toffoli*
2. ‘XOR’ is replaced by CNOT

Thus the quantum version of SIMON round function will be as follows.

$$F(x, y) = \text{CNOT}(\text{CNOT}(K_i(j), R_i(j)), \\ \text{CNOT}(\text{Toffoli}(L_i(j+1), \\ L_i(j+8), R_i(j)), L_i(j+2)))$$

where, $L_i(j+m)$ represents m bits shift on $L_i(j)$, i.e., $S^m(L_i(j))$. The corresponding circuit is presented in Fig 4. Here, l_0 , l_1 and l_2 represent $L_i(j+2)$, $L_i(j+1)$

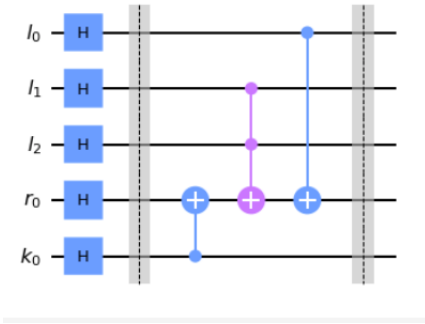


FIG. 4: Quantum version of SIMON round update function

and $L_i(j+8)$ respectively. r_0 represents $R_i(j)$ and k_0 stand for $K_i(j)$. Hadamard gates are taking care of all possible input states. In this case, there is no bias found, i.e., probability of the random variable 0 is $1/2$ and probability of the random variable 1 is also $1/2$. However, we observe that if for a round i , $L_i(j) = L_i(j+2)$, then the followings happen. Such situation is picturized by the circuit given in Fig 5.

$$\Pr(L_i(j) \oplus L_{i+1}(j) = 0 | R_i(j) = K_i(j)) = 3/4 \\ \Pr(L_i(j) \oplus L_{i+1}(j) = 1 | R_i(j) = K_i(j)) = 1/4$$

In this circuit, q_0 , q_1 , q_2 and q_3 represent $L_i(j)$, $L_i(j+1)$,

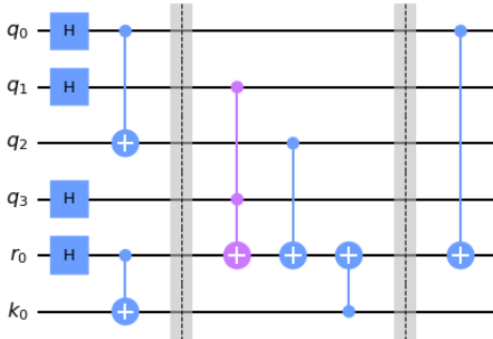


FIG. 5: Quantum version of linear approximation

$L_i(j+2)$ and $L_i(j+8)$ respectively. As $L_i(j) = L_i(j+2)$, we put CNOT gate on q_0 and q_2 considering q_0 as control

bit. CNOT gate operates as a cloning machine here. q_0 is copied into q_2 making $L_i(j) = L_i(j+2)$. Similarly, as $R_i(j) = K_i(j)$, we again apply CNOT gate on r_0 so that it will be copied into k_0 . Other parts of the circuit remain same. After the second barrier, we apply CNOT gate on q_0 and r_0 to take care of the linear relation between $L_i(j)$ and $L_{i+1}(j)$, i.e., $L_i(j) \oplus L_{i+1}(j)$.

We modify the circuit with Boolean CHSH game and observe that $\Pr(L_i(j) \oplus L_{i+1}(j) = 0 | R_i(j) = K_i(j)) = 0.85$ and $\Pr(L_i(j) \oplus L_{i+1}(j) = 1 | R_i(j) = K_i(j)) = 0.15$. The modified circuit is given in Fig 6. We also prove that the optimal probability is 0.85. Calculations for different choices of q_1 and q_3 , i.e., for all possible options between $L_i(j+1)$ and $L_i(j+8)$ are shown in the Appendix. We do not consider other bits, as in this case, $L_i(j) = L_i(j+2)$ and $K_i(j) = R_i(j)$. We have implemented all the circuits

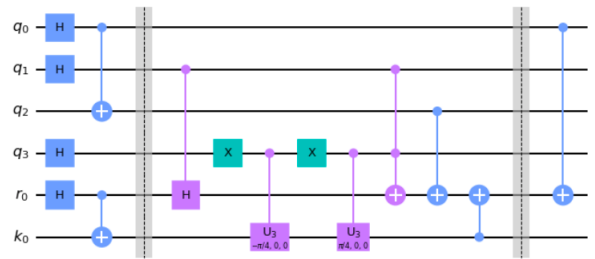


FIG. 6: Modified version of linear approximation

in IBMQ interface. For the experiments, we use IBMQ simulator. The codes for the linear approximation and its modified version are also provided in VI.

V. DISCUSSIONS AND CONCLUSION

In the present initiative, we have shown how to improve the bias of a classical lightweight cipher called SIMON in linear cryptanalysis exploiting CHSH game. In the domain of *Quantum Cryptanalysis on Symmetric Ciphers* we mainly study the impact of Grover’s search algorithm [14], Simon period finding algorithm [15] and the combination of both on block ciphers. It is also shown that classically secure ciphers can be broken with quantum algorithms. Quantum algorithm can be used to speed up classical attacks too.

Contrary to these, in the present draft, we present different kind of attack where bias of a random variable has been improved. This should have major impact in linear and differential cryptanalysis.

Here, we consider lightweight cipher SIMON only. However, we can construct a lot many CHSH like games which can be used to improve the bias of classical symmetric ciphers: stream as well as block ciphers. The present finding is the tip of the iceberg. This finding will open-up new direction of research in the domain of quantum cryptography.

Finally, the result again proves the quantum advantage over classical domain showing that in quantum regime,

the symmetric ciphers are not as secure as those are in classical domain. We may need less samples to distinguish two probability distribution functions p and q . This signals that we should be very careful when designing a cipher for post quantum era.

Our future research will be directed towards linear and differential cryptanalysis of different symmetric ciphers using the result presented in the paper as well as designing various CHSH like games which might be exploited to improve the bias of existing ciphers.

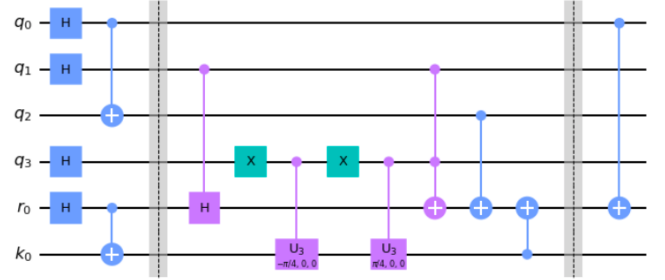
-
- [1] Bell, J.S., On the einstein podolsky rosen paradox. *Physics Physique Fizika*, 1(3), p.195, 1964.
- [2] Clauser, J.F., Horne, M.A., Shimony, A. and Holt, R.A., Proposed experiment to test local hidden-variable theories. *Physical review letters*, 23(15), p.880, 1969.
- [3] Mayers, D. and Yao, A., November. Quantum cryptography with imperfect apparatus. In *Proceedings 39th Annual Symposium on Foundations of Computer Science (Cat. No. 98CB36280)* (pp. 503-509). IEEE, 1998.
- [4] Acín, A., Gisin, N. and Masanes, L., From Bell's theorem to secure quantum key distribution. *Physical review letters*, 97(12), p.120405, 2006.
- [5] Acín, A., Massar, S. and Pironio, S., Efficient quantum key distribution secure against no-signalling eavesdroppers. *New Journal of Physics*, 8(8), p.126, 2006.
- [6] Scarani, V., Gisin, N., Brunner, N., Masanes, L., Pino, S. and Acín, A., Secrecy extraction from no-signaling correlations. *Physical Review A*, 74(4), p.042339, 2006.
- [7] Vazirani, U. and Vidick, T., Fully device independent quantum key distribution. *Communications of the ACM*, 62(4), pp.133-133, 2019.
- [8] Lim, C.C.W., Portmann, C., Tomamichel, M., Renner, R. and Gisin, N., Device-independent quantum key distribution with local Bell test. *Physical Review X*, 3(3), p.031006, 2013.
- [9] Giustina, M., Mech, A., Ramelow, S., Wittmann, B., Kofler, J., Beyer, J., Lita, A., Calkins, B., Gerrits, T., Nam, S.W. and Ursin, R., Bell violation using entangled photons without the fair-sampling assumption. *Nature*, 497(7448), pp.227-230, 2013.
- [10] Tomamichel, M., Fehr, S., Kaniewski, J. and Wehner, S., One-sided device-independent QKD and position-based cryptography from monogamy games. In *Annual International Conference on the Theory and Applications of Cryptographic Techniques* (pp. 609-625). Springer, Berlin, Heidelberg, 2013.
- [11] Reichardt, B., Unger, F., and Vazirani, U., A classical leash for a quantum system: command of quantum systems via rigidity of CHSH games. *ITCS '13*, 2013.
- [12] Terhal, B.M., Is entanglement monogamous?. *IBM Journal of Research and Development*, 48(1), pp.71-78, 2004.
- [13] Beaulieu, R., Shors, D., Smith, J., Treatman-Clark, S., Weeks, B. and Wingers, L., The SIMON and SPECK lightweight block ciphers. In *Proceedings of the 52nd Annual Design Automation Conference* (pp. 1-6), 2015.
- [14] Grover, L.K., A fast quantum mechanical algorithm for database search. In *Proceedings of the twenty-eighth annual ACM symposium on Theory of computing* (pp. 212-219), 1996.
- [15] Simon, D.R., On the power of quantum computation. *SIAM journal on computing*, 26(5), pp.1474-1483, 1997.
- [16] Grassl, M., Langenberg, B., Roetteler, M. and Steinwandt, R., February. Applying Grover's algorithm to AES: quantum resource estimates. In *Post-Quantum Cryptography* (pp. 29-43). Springer, Cham, 2016.
- [17] Jaques, S., Næhrig, M., Roetteler, M. and Virdia, F., Implementing Grover oracles for quantum key search on AES and LowMC. *Advances in Cryptology-EUROCRYPT 2020*, 12106, p.280, 2020.
- [18] Langenberg, B., Pham, H. and Steinwandt, R., Reducing the cost of implementing the advanced encryption standard as a quantum circuit. *IEEE Transactions on Quantum Engineering*, 1, pp.1-12, 2020.
- [19] Bonnetain, X., Naya-Plasencia, M. and Schrottenloher, A., Quantum security analysis of AES. *IACR Transactions on Symmetric Cryptology*, 2019(2), pp.55-93, 2019.
- [20] Leander, G. and May, A., Grover meets Simon—quantumly attacking the FX-construction. In *International Conference on the Theory and Application of Cryptology and Information Security* (pp. 161-178). Springer, Cham, 2017.
- [21] Bernstein, D.J., Grover vs. McEliece. In *International Workshop on Post-Quantum Cryptography* (pp. 73-80). Springer, Berlin, Heidelberg, 2010, May.
- [22] Kuwakado, H. and Morii, M., Security on the quantum-type Even-Mansour cipher. In *2012 International Symposium on Information Theory and its Applications* (pp. 312-316). IEEE, 2012, October.
- [23] Kaplan, M., Quantum attacks against iterated block ciphers. *arXiv preprint arXiv:1410.1434*, 2014.
- [24] Kaplan, M., Leurent, G., Leverrier, A. and Naya-Plasencia, M., Breaking symmetric cryptosystems using quantum period finding. In *Annual international cryptology conference* (pp. 207-237). Springer, Berlin, Heidelberg, 2016.
- [25] Hosoyamada, A. and Sasaki, Y., Quantum demircelçuk meet-in-the-middle attacks: applications to 6-round generic Feistel constructions. In *International Conference on Security and Cryptography for Networks* (pp. 386-403). Springer, Cham, 2018.
- [26] Hosoyamada, A. and Sasaki, Y., Cryptanalysis against symmetric-key schemes with online classical queries and offline quantum computations. In *Cryptographers? Track at the RSA Conference* (pp. 198-218). Springer, Cham, 2018.
- [27] Leurent, G., Kaplan, M., Leverrier, A. and Naya-Plasencia, M., Quantum differential and linear cryptanalysis. In *FSE 2017-Fast Software Encryption*, 2017.
- [28] Santoli, T. and Schaffner, C., Using Simon's Algorithm to Attack Symmetric-Key Cryptographic Primitives. *Quantum Information and Computation*, 17(1&2), pp.65-78, 2017.
- [29] Stinson, D.R., 2005, *Cryptography: Theory and Practice*, Third Edition, Chapman & Hall/CRC.
- [30] Abed, F., List, E., Lucks, S. and Wenzel, J., Differential and linear cryptanalysis of reduced-round SIMON. *Cryptology ePrint Archive*, Report 2013/526, 2013.
- [31] Alizadeh, J., Bagheri, N., Gauravaram, P., Kumar, A.

- and Sanadhya, S.K., Linear Cryptanalysis of Round Reduced SIMON. IACR Cryptol. ePrint Arch., 2013, p.663, 2013.
- [32] AlKhzaimi, H. and Lauridsen, M.M., 2013. Cryptanalysis of the SIMON Family of Block Ciphers. IACR Cryptol. ePrint Arch., 2013 p.543, 2013.
- [33] Alizadeh, J., Alkhzaimi, H.A., Aref, M.R., Bagheri, N., Gauravaram, P., Kumar, A., Lauridsen, M.M. and Sanadhya, S.K., Cryptanalysis of SIMON variants with connections. In International Workshop on Radio Frequency Identification: Security and Privacy Issues (pp. 90-107). Springer, Cham, 2015.
- [34] Anand, R., Maitra, A. and Mukhopadhyay, S., Grover on SIMON. Quantum Information Processing, 19(9), pp.1-17, 2020.
- [35] Supplementary Material; all the calculations and the codes for IBMQ implementation are available here.
- [36] Matsui, M., Linear cryptanalysis method for DES cipher. In Workshop on the Theory and Application of Cryptographic Techniques (pp. 386-397). Springer, Berlin, Heidelberg, 1993.
- [37] Selçuk, A.A., On probability of success in linear and differential cryptanalysis. Journal of Cryptology, 21(1), pp.131-147, 2008.

VI. APPENDIX

We begin this section by providing the mathematical derivations for modified linear approximations using CHSH game. We look into the evolution of qubits $|r_0k_0\rangle$

corresponding to the quantum circuit given in Figure 6. For a better readability, the same quantum circuit is provided again. Observe that, before the first barrier,



$|r_0k_0\rangle$ is in a maximally entangled state, $\frac{1}{\sqrt{2}}(|00\rangle + |11\rangle)$. Here we consider four different possibilities for q_1 and q_3 , namely, $q_1q_3 = 00, 01, 10$ or 11 and measure the modified bias from the qubit $|r_0\rangle$. Notice that, since $q_0 = q_2$ and both q_2 (before the second barrier) and q_0 (at the end) are being XOR-ed with r_0 without any modification, they will nullify each other and we can skip them while studying the state evolution.

Case I. $q_1 = 0, q_3 = 0$:

Since $q_1 = q_3 = 0$, the CH gate controlled by q_1 and the CCX gate controlled by both q_1, q_3 will not be activated here. Thus the starting state evolves as follows.

$$\begin{aligned} |r_0k_0\rangle &= \frac{1}{\sqrt{2}}(|00\rangle + |11\rangle) \xrightarrow{I \otimes U(-\theta, 0, 0)} \frac{1}{\sqrt{2}} \left[|0\rangle \left(\cos \frac{\theta}{2} |0\rangle - \sin \frac{\theta}{2} |1\rangle \right) + |1\rangle \left(\sin \frac{\theta}{2} |0\rangle + \cos \frac{\theta}{2} |1\rangle \right) \right] \\ &= \frac{1}{\sqrt{2}} \left(\cos \frac{\theta}{2} |00\rangle - \sin \frac{\theta}{2} |01\rangle + \sin \frac{\theta}{2} |10\rangle + \cos \frac{\theta}{2} |11\rangle \right) \\ &\xrightarrow{CX_{k_0, r_0}} \frac{1}{\sqrt{2}} \left(\cos \frac{\theta}{2} |00\rangle - \sin \frac{\theta}{2} |11\rangle + \sin \frac{\theta}{2} |10\rangle + \cos \frac{\theta}{2} |01\rangle \right). \end{aligned}$$

Therefore the probability is given by, $\Pr(r_0 = 0) = \frac{1}{2} \left(\cos^2 \frac{\theta}{2} + \cos^2 \frac{\theta}{2} \right) = \cos^2 \frac{\theta}{2}$.

Case II. $q_1 = 0, q_3 = 1$:

Since $q_1 = 0$, the CH gate controlled by q_1 and the CCX

gate controlled by both q_1, q_3 will not be activated here. Therefore, the starting state $|r_0k_0\rangle$ evolves as follows.

$$\begin{aligned} |r_0k_0\rangle &= \frac{1}{\sqrt{2}}(|00\rangle + |11\rangle) \xrightarrow{I \otimes U(\theta, 0, 0)} \frac{1}{\sqrt{2}} \left[|0\rangle \left(\cos \frac{\theta}{2} |0\rangle + \sin \frac{\theta}{2} |1\rangle \right) + |1\rangle \left(-\sin \frac{\theta}{2} |0\rangle + \cos \frac{\theta}{2} |1\rangle \right) \right] \\ &= \frac{1}{\sqrt{2}} \left(\cos \frac{\theta}{2} |00\rangle + \sin \frac{\theta}{2} |01\rangle - \sin \frac{\theta}{2} |10\rangle + \cos \frac{\theta}{2} |11\rangle \right) \\ &\xrightarrow{CX_{k_0, r_0}} \frac{1}{\sqrt{2}} \left(\cos \frac{\theta}{2} |10\rangle + \sin \frac{\theta}{2} |01\rangle - \sin \frac{\theta}{2} |00\rangle + \cos \frac{\theta}{2} |11\rangle \right). \end{aligned}$$

Thus the probability is given by $\Pr(r_0 = 0) = \frac{1}{2} \left(\cos^2 \frac{\theta}{2} + \cos^2 \frac{\theta}{2} \right) = \cos^2 \frac{\theta}{2}$.

Case III. $q_1 = 1, q_3 = 0$:

Here the CH gate controlled by q_1 will be activated. However, since $q_3 = 0$ the CCX gate controlled by both

q_1, q_3 will not be activated here. Hence the state evolution will be as follows.

$$\begin{aligned}
|r_0 k_0\rangle &= \frac{1}{\sqrt{2}} (|00\rangle + |11\rangle) \\
&\xrightarrow{H \otimes I} \frac{1}{2} (|00\rangle + |01\rangle + |10\rangle - |11\rangle) \\
&\xrightarrow{I \otimes U(-\theta, 0, 0)} \frac{1}{2} \left[|0\rangle \left(\cos \frac{\theta}{2} |0\rangle - \sin \frac{\theta}{2} |1\rangle \right) + |0\rangle \left(\sin \frac{\theta}{2} |0\rangle + \cos \frac{\theta}{2} |1\rangle \right) \right. \\
&\quad \left. + |1\rangle \left(\cos \frac{\theta}{2} |0\rangle - \sin \frac{\theta}{2} |1\rangle \right) - |1\rangle \left(\sin \frac{\theta}{2} |0\rangle + \cos \frac{\theta}{2} |1\rangle \right) \right] \\
&= \frac{1}{2} \left[\left(\cos \frac{\theta}{2} + \sin \frac{\theta}{2} \right) |00\rangle + \left(\cos \frac{\theta}{2} - \sin \frac{\theta}{2} \right) |01\rangle + \left(\cos \frac{\theta}{2} - \sin \frac{\theta}{2} \right) |10\rangle - \left(\cos \frac{\theta}{2} + \sin \frac{\theta}{2} \right) |11\rangle \right] \\
&\xrightarrow{CX_{k_0, r_0}} \frac{1}{2} \left[\left(\cos \frac{\theta}{2} + \sin \frac{\theta}{2} \right) |00\rangle + \left(\cos \frac{\theta}{2} - \sin \frac{\theta}{2} \right) |11\rangle + \left(\cos \frac{\theta}{2} - \sin \frac{\theta}{2} \right) |10\rangle - \left(\cos \frac{\theta}{2} + \sin \frac{\theta}{2} \right) |01\rangle \right]
\end{aligned}$$

Therefore, $\Pr(r_0 = 0) = \frac{1}{4} \left[\left(\cos \frac{\theta}{2} + \sin \frac{\theta}{2} \right)^2 + \left(\cos \frac{\theta}{2} - \sin \frac{\theta}{2} \right)^2 \right] = \frac{1}{2} (1 + \sin \theta)$.

Case IV. $q_1 = 1, q_3 = 1$:

Since both $q_1 = q_3 = 1$, the CH gate controlled by q_1 and the CCX gate controlled by q_1, q_3 , both will be activated

and therefore the evolution of the starting state will be as follows.

$$\begin{aligned}
|r_0 k_0\rangle &= \frac{1}{\sqrt{2}} (|00\rangle + |11\rangle) \\
&\xrightarrow{H \otimes I} \frac{1}{2} (|00\rangle + |01\rangle + |10\rangle - |11\rangle) \\
&\xrightarrow{I \otimes U(\theta, 0, 0)} \frac{1}{2} \left[|0\rangle \left(\cos \frac{\theta}{2} |0\rangle + \sin \frac{\theta}{2} |1\rangle \right) + |0\rangle \left(-\sin \frac{\theta}{2} |0\rangle + \cos \frac{\theta}{2} |1\rangle \right) + \right. \\
&\quad \left. |1\rangle \left(\cos \frac{\theta}{2} |0\rangle + \sin \frac{\theta}{2} |1\rangle \right) - |1\rangle \left(-\sin \frac{\theta}{2} |0\rangle + \cos \frac{\theta}{2} |1\rangle \right) \right] \\
&= \frac{1}{2} \left[\left(\cos \frac{\theta}{2} - \sin \frac{\theta}{2} \right) |00\rangle + \left(\cos \frac{\theta}{2} + \sin \frac{\theta}{2} \right) |01\rangle + \left(\cos \frac{\theta}{2} + \sin \frac{\theta}{2} \right) |10\rangle - \left(\sin \frac{\theta}{2} - \cos \frac{\theta}{2} \right) |11\rangle \right] \\
&\xrightarrow[\substack{CCX_{q_1, q_3, r_0} \\ q_1 = q_3 = 1}]{CX_{k_0, r_0}} \frac{1}{2} \left[\left(\cos \frac{\theta}{2} - \sin \frac{\theta}{2} \right) |10\rangle + \left(\cos \frac{\theta}{2} + \sin \frac{\theta}{2} \right) |11\rangle + \left(\cos \frac{\theta}{2} + \sin \frac{\theta}{2} \right) |00\rangle - \left(\sin \frac{\theta}{2} - \cos \frac{\theta}{2} \right) |01\rangle \right] \\
&\xrightarrow{CX_{k_0, r_0}} \frac{1}{2} \left[\left(\cos \frac{\theta}{2} - \sin \frac{\theta}{2} \right) |10\rangle + \left(\cos \frac{\theta}{2} + \sin \frac{\theta}{2} \right) |01\rangle + \left(\cos \frac{\theta}{2} + \sin \frac{\theta}{2} \right) |00\rangle - \left(\sin \frac{\theta}{2} - \cos \frac{\theta}{2} \right) |11\rangle \right]
\end{aligned}$$

Therefore, the probability is given by

$$\Pr(r_0 = 0) = \frac{1}{4} \left[\left(\cos \frac{\theta}{2} + \sin \frac{\theta}{2} \right)^2 + \left(\cos \frac{\theta}{2} - \sin \frac{\theta}{2} \right)^2 \right] = \frac{1}{2} (1 + \sin \theta).$$

To maximize the probabilities, we can form a function $h(\theta) = \cos^2 \frac{\theta}{2} + \frac{1}{2}(1 + \sin \theta)$ and using the derivative test we can show that h becomes maximum for $\theta = \frac{\pi}{4}$. Therefore, when $\theta = \frac{\pi}{4}$, individual probabilities also becomes maximum and the bias is given by 0.853.

In the next part, we provide the QISKIT codes for implementing the quantum version of SIMON round function. We first design the classical linear approximation, where we obtain the bias to be 0.75 and then we provide the modified version, proposed by us, where the bias obtained is given by 0.854. The bias observed from QISKIT simulation is equivalent with the theoretical bias shown above. The notations we use here are consistent with the main manuscript.

```

%matplotlib inline
from qiskit import *
from qiskit.tools.visualization
import plot_histogram,
plot_bloch_multivector
import qiskit.quantum_info as qi
from qiskit.quantum_info.states
import partial_trace
import numpy as np

# Quantum linear approximation
q = QuantumRegister(4, 'q')
r = QuantumRegister(1, 'r')
k = QuantumRegister(1, 'k')
qc=QuantumCircuit(q,r,k)

# Initialization
qc.h(q[0])
qc.h(q[1])
qc.cx(q[0],q[2])
qc.h(q[3])
qc.h(r)
qc.cx(r,k)
qc.barrier()

# Update function
qc.ccx(q[1],q[3],r)
qc.cx(q[2],r)
qc.cx(k,r)
qc.barrier()
qc.cx(q[0],r)

# Calculating the Probabilities
simulator=Aer.get_backend
('statevector_simulator')
result=execute
(qc,backend=simulator).result()
Statevector=result.get_statevector()
rho = np.outer
(Statevector, np.conj(Statevector))
trace_system=[0,1,2,3,5]
rho_sub=qi.DensityMatrix
(partial_trace(rho, trace_system)

```

```

.data)
probs = rho_sub.proBABILITIES()
print(probs)

qc.draw(output='mpl')

```

The above code outputs the respective probabilities as [0.75, 0.25] and the corresponding quantum circuit is presented in Figure 5.

In the modified version of linear approximation (Figure 6.), the QISKIT code remains same as above except the 'Update function' part which can be designed as follows.

```

# Update function
qc.ch(q[1],r)
qc.x(q[3])
qc.cu3(-np.pi/4,0,0,q[3],k)
qc.x(q[3])
qc.cu3(np.pi/4,0,0,q[3],k)
qc.ccx(q[1],q[3],r)
qc.cx(q[2],r)
qc.cx(k,r)
qc.barrier()
qc.cx(q[0],r)

```

And finally we obtain the corresponding probabilities to be [0.85355339, 0.14644661].

Next we give a brief introduction to the Piling-up lemma. For a better understanding readers may refer to the book *Cryptography: Theory and Practice* by Douglas R. Stinson.

Consider k independent random variables, X_1, X_2, \dots, X_k , taking on values from the set $\{0, 1\}$. Suppose, $\Pr(X_i = 0) = p_i$ and $\Pr(X_i = 1) = 1 - p_i$ denote the individual probability distribution for X_i and $\epsilon_i = p_i - 1/2$ denotes the corresponding bias, where $0 \leq p_i \leq 1$ for all $i = 1, 2, \dots, k$. Then, the following result, which gives a formulation for the bias of the random variable $X_{i_1} \oplus X_{i_2} \dots \oplus X_{i_k}$ is known as the **Piling-up lemma**.

Lemma 1 (Piling-up lemma). *If $\epsilon_{i_1 i_2 \dots i_k}$ denotes the bias of the random variable $X_{i_1} \oplus X_{i_2} \dots \oplus X_{i_k}$. Then*

$$\epsilon_{i_1 i_2 \dots i_k} = 2^{k-1} \prod_{j=1}^k \epsilon_{i_j}$$

For the proof of this lemma, readers are requested to refer to the book, mentioned above.