

# Identifying causal associations in tweets using deep learning: Use case on diabetes-related tweets from 2017-2021

## Authors

Adrian Ahne<sup>1,2</sup>, Vivek Khetan<sup>3</sup>, Xavier Tannier<sup>4</sup>, Md I. H. Rizvi<sup>5</sup>, Thomas Czernichow<sup>2</sup>, Francisco Orchard<sup>2</sup>, Charline Bour<sup>6</sup>, Andrew Fano<sup>3</sup>, Guy Fagherazzi<sup>6</sup>

1. Paris-Saclay University, UVSQ, Inserm, Gustave Roussy, “Exposome and Heredity” team, CESP, F-94805, Villejuif, France
2. Epiconcept Company, Paris, France, (a.ahne@epiconcept.fr, t.czernichow@epiconcept.fr, f.orchard@epiconcept.fr)
3. Accenture Labs, San Francisco, USA, (vivek.a.khetan@accenture.com, andrew.e.fano@accenture.com)
4. Sorbonne University, Inserm, University Sorbonne Paris Nord, Laboratoire d’Informatique Médicale et d’Ingénierie des Connaissances pour la e-Santé, LIMICS, Paris, France, (xavier.tannier@sorbonne-universite.fr)
5. Indian Institute of Science, Bengaluru, India, (imbugene@gmail.com)
6. Deep Digital Phenotyping Research Unit, Department of Precision Health, Luxembourg Institute of Health, Strassen, Luxembourg, (Guy.Fagherazzi@lih.lu, Charline.Bour@lih.lu)

**Corresponding author:** Adrian Ahne, a.ahne@epiconcept.fr

**Keywords:** Causality, deep learning, natural language processing, Diabetes, Social media

**Word count:** 3999

## Abstract

### **Objective**

Leveraging machine learning methods, we aim to extract both explicit and implicit *cause-effect* associations in patient-reported, diabetes-related tweets and provide a tool to better understand opinion, feelings and observations shared within the diabetes online community from a causality perspective.

### **Materials and Methods**

More than 30 million diabetes-related tweets in English were collected between April 2017 and January 2021. Deep learning and natural language processing methods were applied to focus on tweets with personal and emotional content. A *cause-effect-tweet* dataset was manually labeled and used to train 1) a fine-tuned Bertweet model to detect *causal sentences* containing a causal association 2) a CRF model with BERT based features to extract possible cause-effect associations. Causes and effects were clustered in a semi-supervised approach and visualised in an interactive cause-effect-network.

### **Results**

*Causal sentences* were detected with a recall of 68% in an imbalanced dataset. A CRF model with BERT based features outperformed a fine-tuned BERT model for *cause-effect* detection with a macro recall of 68%. This led to 96,676 sentences with cause-effect associations. “Diabetes” was identified as the central cluster followed by “Death” and “Insulin”. Insulin pricing related causes were frequently associated with “Death”.

### **Conclusions**

A novel methodology was developed to detect causal sentences and identify both explicit and implicit, single and multi-word cause and corresponding effect as expressed in diabetes-related tweets leveraging BERT-based architectures and visualised as cause-effect-network. Extracting causal associations on real-life, patient reported outcomes in social media data provides a useful complementary source of information in diabetes research.

# Introduction

In recent years, the amount of available textual data has been growing exponentially through the emergence of social media allowing health researchers to access real-life data, study new risk factors and patient reported outcomes such as mental health problems,<sup>1</sup> cerebral aneurysms,<sup>2</sup> obesity and diabetes,<sup>3</sup> the detection of suicide risk factors<sup>4</sup> or adverse drug reactions.<sup>5</sup> Due to the availability of a large volume of data and the potentiality of discovering unknown etiological results, researchers are interested in identifying causal relations in text (e.g. tweets), specifically causes of health problems, concerns and symptoms. Causal relation extraction in natural language text plays a key role in clinical decision-making, biomedical knowledge discovery or emergency management.<sup>6</sup> Particularly, causal relations on Twitter have been examined for diverse factors causing stress and relaxation,<sup>7</sup> adverse drug reactions<sup>8</sup> or causal associations related to insomnia or headache.<sup>9</sup>

In this paper, we aim to detect potential causes and corresponding effects in diabetes-related tweets collected in the context of the World Diabetes Distress Study (WDDS). The WDDS aims to analyze what is shared on social media worldwide to better understand what people with diabetes and diabetes distress are experiencing.<sup>10,11</sup> The term diabetes distress (DD) refers to psychological factors such as emotional burden, worries, frustration or stress in the day-to-day management of diabetes.<sup>12-14</sup> Diabetes distress is associated with poorer quality of life,<sup>15</sup> higher A1C levels<sup>16,17</sup> and medication adherence.<sup>18</sup>

Social media is a useful observatory resource for diabetes issues and could help to contribute directly to public and clinical decision making, given the active online diabetes community.<sup>19,20</sup>

Most approaches examine *explicit* causality in text,<sup>9,21,22</sup> when cause and effect are explicitly stated, for instance by connective words (e.g. so, hence, because, lead to, since, if-then).<sup>6,23</sup> An example for an *explicit* cause-effect pair is “diabetes causes hypoglycemia”. Whereas, *implicit* causality is more complicated to detect such as in “Cannot sleep #insomnia, #overthinking” with cause “#overthinking” and effect “Cannot sleep”.

Machine and deep learning models have also been applied to extract causal relations. They are able to explore implicit relations and provide better generalisation contrary to rule-based approaches.<sup>6,24-26</sup> An interesting approach, leveraging the transfer learning paradigm, and addressing both explicit and implicit cause-effect extraction is provided by Khetan et al.<sup>27</sup> They fine-tuned pre-trained transformer based BERT language models<sup>28,29</sup> to detect “Cause-Effect” relationships using publicly available datasets such as the adverse drug effect dataset.<sup>30</sup>

In a similar spirit, the objective of the present work is to identify both explicit and implicit multi-word cause-effect relations on noisy, diabetes-related tweets, to aggregate identified causes and effects in clusters and ultimately to visualise these clusters in an interactive cause-effect network.

## Materials and Methods

On the basis of diabetes-related tweets, we first preprocessed tweets to only focus on tweets with personal, no-joke and emotional content; secondly, we identified tweets in which causal information (opinion, observation, etc.) is communicated, also referred to as causal tweets or causal sentences, and in a third step, causes and their corresponding effects were extracted. Lastly, those cause-effect pairs were aggregated, described and visualised. The entire workflow is illustrated in Figure 1.

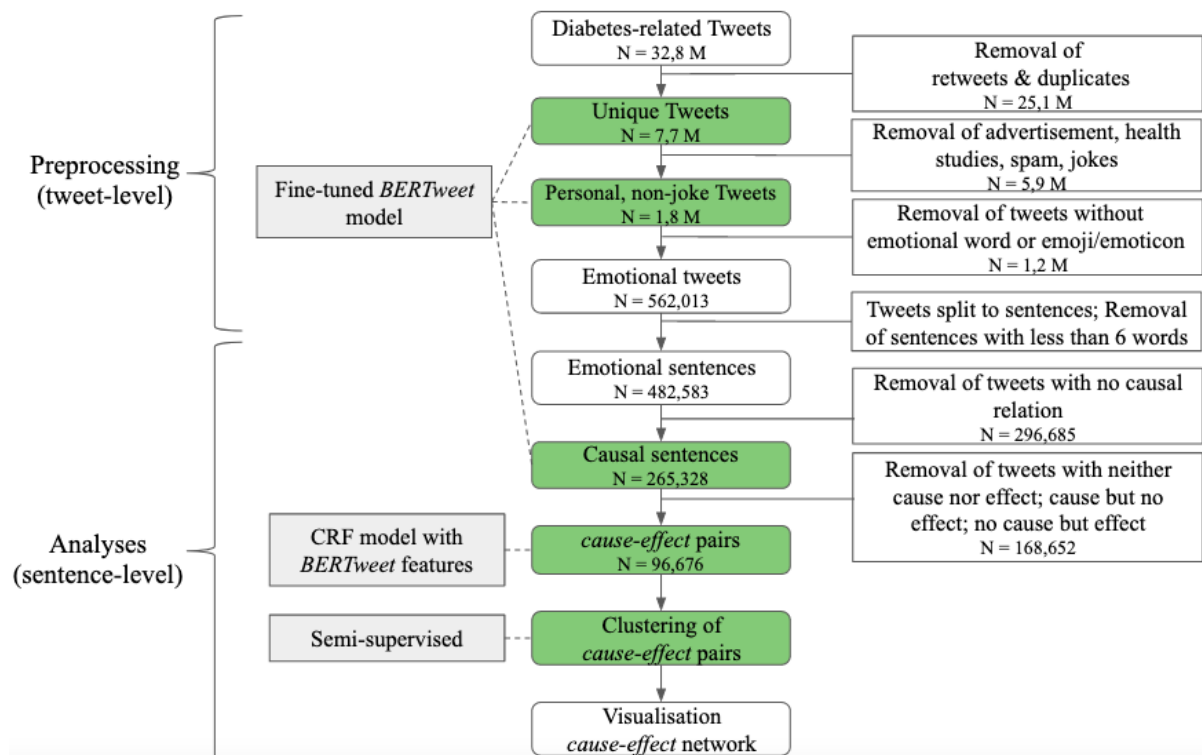


Figure 1: Workflow. In green color the steps including machine learning methods

## Data collection

Via Twitter's Streaming Application Programming Interface (API), 32 million diabetes-related tweets in English were collected between April 2017 and January 2021 based on a list of diabetes-related keywords, such as *diabetes*, *hypoglycemia*, *hyperglycemia* and *insulin*, from all over the world (see Supplementary File S1 for the full list of keywords used). This is an extended dataset of the one used in earlier works.<sup>19</sup> All data collected in this study were publicly posted on Twitter. Therefore, according to the privacy policy of Twitter, users agree to have this information available to the general public.<sup>31</sup>

## Data preprocessing

In this work, we applied a preprocessing pipeline, similar to earlier works,<sup>19</sup> to focus on tweets with personal content and remove institutional tweets (organisations, advertisement, news, etc.); identify and exclude jokes; and filter tweets containing emotional elements to adjust the scope of the tweets towards diabetes distress. Besides, questions were removed. This led to 562,013 tweets containing personal, non-joke and emotional content. More details on the preprocessing pipeline are summarized in the Supplementary File S2.

## Data annotation

In order to identify causal tweets and *cause-effect* association, 5,000 randomly chosen diabetes-related tweets were manually labeled. We did not restrict ourselves to a specific area of diabetes-related causal relationships and include potentially all types.

Table 1 illustrates some example tweets. For a more detailed explanation on the annotation please refer to our annotation guidelines in Supplementary File S3.

Labeling cause-effect pairs is a complex task. To verify the reliability of the labeling, two authors labeled 500 tweets independently and we calculated Cohen's kappa score, a statistical measure expressing the level of agreement between two annotators.<sup>32</sup> We obtained a score of 0.83, which is interpreted as an *almost perfect* agreement according to Altman and Landis.<sup>33,34</sup> Disagreements were discussed between the two authors and one author labelled additional 4,500 tweets, resulting in 5,000 labeled tweets.

<b>Tweet</b>	<b>Cause</b>	<b>Effect</b>	<b>C.A.*</b>	<b>Explanation</b>
Diabetes causes me to have mood swings	Diabetes	mood swings	1	<b>Possible causal association</b>
I just want to eat . I hate #diabetes	#diabetes	hate	1	<b>Possible causal association</b> related to diabetes distress
Scary, have a diabetic daughter but I read thousands of people a year die in the UK just from flu so why panic over corona .			0	<b>Non-diabetes or diabetes distress related relationship.</b> “flu” is not diabetes-related
I'm back ! Had two strokes and recover now. Have high blood pressure and diabetes. :-)			0	<b>Unclear cause-effect relationship</b> Not clear if “High blood pressure” or “diabetes” caused the stroke
Not sure if I've been up since 3:30 to watch Titanic or because of my anxiety over my glucose test is what keeps me up 😊	glucose test	anxiety	1	<b>Chaining cause-effect relationship</b> <b>A-&gt;B-&gt;C</b> event A: glucose test event B: anxiety event C: been up since 3:30 => label the relationship which is closest to our study objective: diabetes and diabetes distress
My 14 year old daughter is Type 1 = malfunctioning pancreas , meaning not enough insulin being made to regulate 😞	Type 1	malfunctioning pancreas; not enough insulin	1	<b>Negation</b> negation in a cause/effect is considered being part of the cause/effect as it does not alter the meaning
it is not true to think that insulin makes you feel so bad 😞	insulin	feel so bad	0	<b>Negation</b> negation is not part of cause/effect and alters the meaning

Table 1: Sample tweets in different label scenarios. The tweets are fictive to ensure privacy but represent similar real tweets

\*C.A.: causal association

## Models

A first model was trained to predict if a sentence contains a potential cause-effect association (causal sentence) and a second model extracted the specific cause and associated effect from the causal sentence. Thus, the first model acts like a barrier and filters non-causal sentences out. These tweets may have either a cause, an effect, none of them, but not both. To simplify the model training, we hypothesized that cause-effect-pairs only occur in the same sentence and we removed all sentences with less than 6 words due to a lack of context. For this reason we operated on a sentence and not tweet level.

Additional challenges in our setting were that *causes* and *effects* could be multi word entities and the language used on Twitter is non-standard with frequent slang and misspelled words.

## Causal sentences detection

The identification of causal sentences is a binary classification task. The pre-trained language model *BERTweet* served as foundation for the model architecture capable of handling the non-standard nature of Twitter data.<sup>35</sup> A feed-forward network is built on top of the *BERTweet*<sup>35</sup> architecture consisting of two fully connected layers (FCLL) with dropout layers with probability 0.3, finalized by a softmax layer which translates the model predictions into probabilities, see Figure 2. The initial training set of 5,000 tweets was imbalanced and, after splitting the tweets into sentences, resulted in 7,218 non causal sentences and 1,017 causal sentences. To adjust for the data imbalance, class weights were included as parameters in the categorical cross entropy loss function to penalise mispredictions for causal sentences stronger. Parameters for the model training were the adam optimizer with *epsilon* of 1e-8, a scheduler with linearly decreasing learning rate and 0 warm up steps, learning rate of 1e-3 and we trained for 35 epochs with early stopping. Training data was stratified and separated in 90% training and 10% for the test set. Further, 20% from the training set were extracted for validation. Batch size for training and validation was 16 and 32 for the test set.

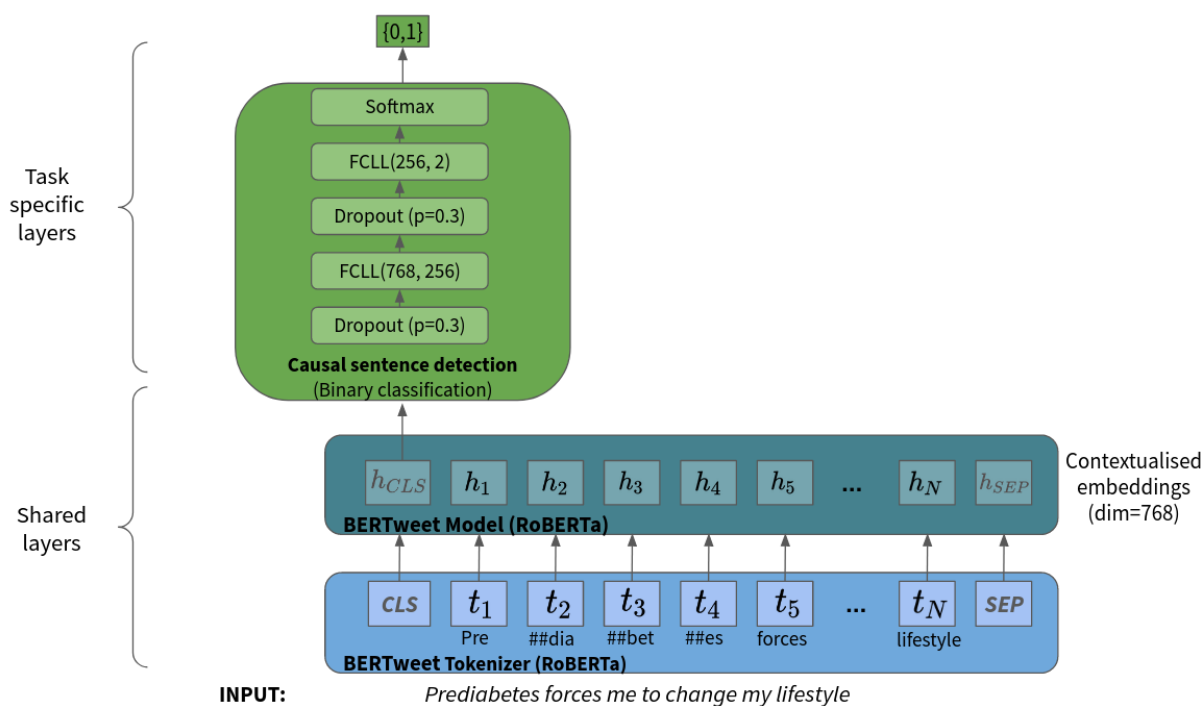


Figure 2: Model architecture - Causal sentence detection

## Data augmentation through active learning

Data imbalance on the one hand and on the other hand the limited number of positive training examples for each cause-effect pair, due to the fact that causes and effects could potentially be related to any concept in the diabetes domain, drove us to adopt an active learning approach to increase the

training data. Active learning is a sample selection approach aiming to minimize the annotation cost while maximising the performance of ML-based models.<sup>36</sup> It has been widely applied on textual data.<sup>37,38</sup> The training data was increased in several iterations as illustrated in Figure 3.

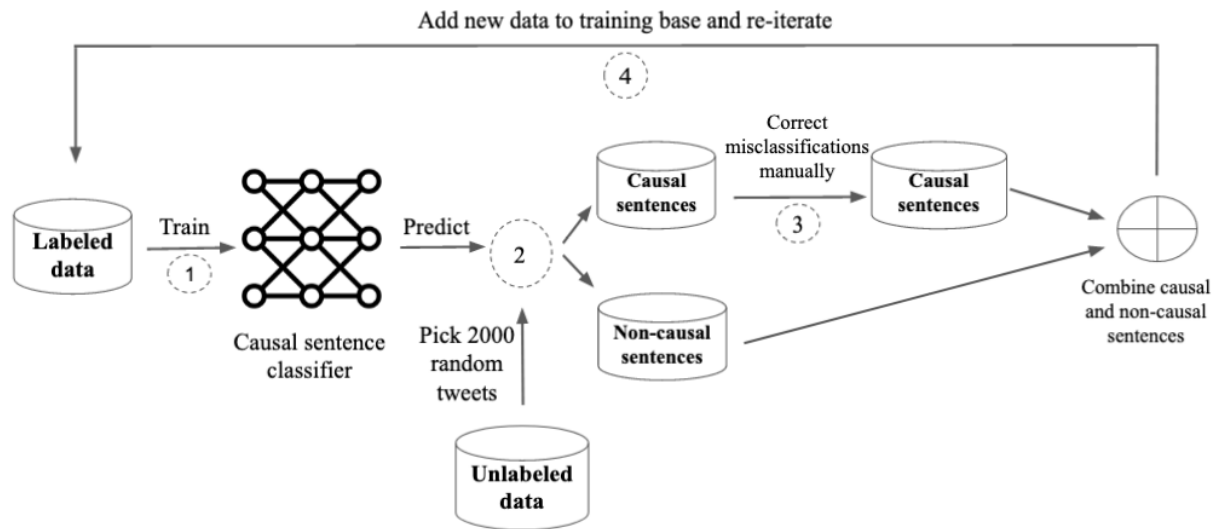


Figure 3: Active learning loop to augment the training set in a time-efficient fashion

The first iteration started by training the causal sentence classifier on sentences from the 5,000 tweets. The trained classifier was then applied on 2,000 randomly selected unlabeled tweets resulting in a set of causal sentences and a set of non-causal sentences. The sentences predicted as causal sentences were examined manually and possible misclassifications were corrected to ensure clean positive training samples. The non-causal sentence set remained untouched. As a consequence potential misclassifications remained in the non-causal sentence set, which should then be considered noisy. Both the causal and non-causal sentence set were then combined and added as new training data to the already labeled data, leading to an updated training set of 7,000 tweets. This process was iterated four times, and allowed us to augment the labelled data much faster and efficiently than without active learning as it enables us to focus on the few positive samples. The final training set was used to train the classification model and the cause-effect extraction model.

## Cause-effect pairs

We cast the identification of cause-effect pairs as an event extraction, or named entity recognition task, i.e assigning a label cause or effect to a sequence of words. The manually labeled *causes* and *effects* were encoded in a IO tagging format based on the common tagging format BIO (Beginning, Inside, Outside), introduced by Ramshaw and Marcus.<sup>39</sup> Here, “I-C” denotes inside the cause and “I-E” inside the effect. Those two tags were completed by the outside tag “O” symbolizing that the



word is neither cause nor effect. The IO tagging scheme for the example sentence with cause *Prediabetes* and effect *change my lifestyle* is summarized:

Sentence : Prediabetes, forces, me, to, change, my, lifestyle  
IO tags:        I-C        O    O O    I-E    I-E    I-E

Note that a word can be both cause or effect depending on the context. For instance “*Prediabetes*” in “*Prediabetes forces me to change my lifestyle*” takes the role of a *cause*, whereas in “*Limited exercising may lead to prediabetes*” it is a possible *effect*. Moreover, the task is complex and considered open-domain as *causes* and *effects* are not restricted to one specific topic, but can be related to any concept in our target domain (diabetes). As a consequence, the creation of a representative training set is challenging, as most *cause-effect* pairs occur rarely.

This complexity drove us to test several model architectures, compare Figure 4 for an overview:

- **BERT\_FFL:** Pre-trained *BERTweet* language model and on top two feed forward layers with a dropout of 0.3 before, followed by a softmax layer. For the model training the cross entropy loss function is selected and weighted by the class weights to penalise mispredictions for causes and effects stronger.
- **BERT\_CRF:** This architecture is equivalent to BERT\_FFL except the softmax layer is replaced by a Conditional Random Field (CRF) layer.<sup>40</sup> CRF models the label sequence jointly instead of decoding each label independently by considering the correlations between labels in neighborhoods and jointly decodes the best chain of labels for a given input sentence. The features for the CRF are the outputs of the last linear layer. To implement the CRF function, the pytorch extension *pytorch-crf* is utilized.
- **WE\_BERT\_CRF:** Single CRF layer with *BERTweet* embeddings as features augmented by discrete features such as if the word is lowercase, digit or the word length. The CRF function is implemented with the python package *sklearn-crfsuite*<sup>41</sup> based on *CRFsuite*.<sup>42</sup> As parameters for the CRF function, the default algorithm “Gradient descent using the L-BFGS method” was chosen and coefficients for L1 and L2 regularization were 0.1.
- **FastText\_CRF:** Similarly to WE\_BERT\_CRF, with the difference that *BERTweet* embeddings were replaced by *FastText* embeddings in the feature vector for each word. *FastText* vectors trained on similar diabetes-related tweets, which were well adapted to our use case.<sup>19</sup>

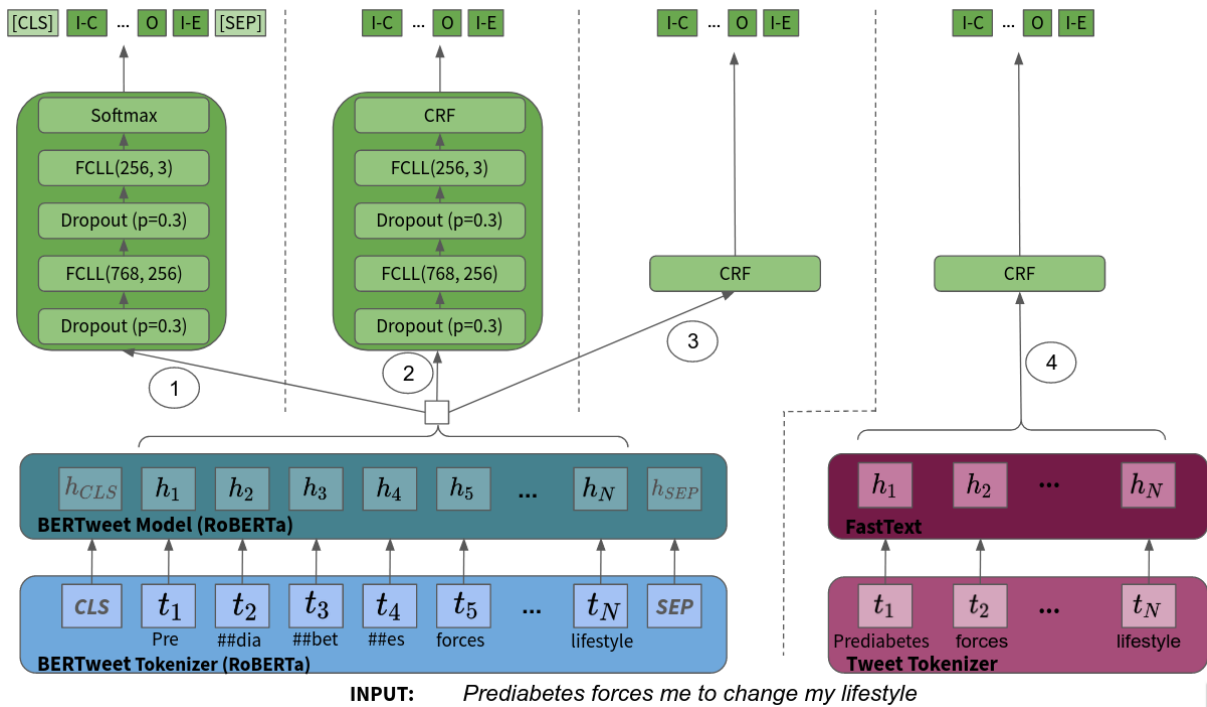


Figure 4: Model architectures - Cause-effect identification

## Clustering of causes and effects

A large part of *causes* and *effects* can be regrouped into similar concepts (clusters) to facilitate analyses and allow effective network analyses. We chose a semi-supervised, time-efficient approach in which 1,000 *causes* and 1,000 *effects* were randomly chosen and two researchers manually grouped these into clusters such as “diabetes”, “death”, “family”, “fear”, hereinafter referred as “Parent clusters” to simplify understanding. The remaining *causes* and *effects* were then automatically compared to each element of all clusters, using cosine similarity, and associated to the cluster containing the most similar element. Experimentally a similarity threshold of 0.55 was determined; if a cause/effect had a similarity smaller than this threshold for all elements, a new cluster was created for this cause / effect. This process led to 1,751 clusters. To remove noisy clusters through potential misclassifications, only clusters with a minimal number of 10 cause/effect occurrences were considered for the following analyses, resulting in 763 clusters. Note, the order of documents might affect the results, as different clusters might have been created. Please refer to Supplementary File S4 for an overview over the 100 most frequent clusters (automatically added clusters have “Other” as “Parent cluster”).

In a last step, these clusters were visualised in an interactive cause-effect network developed in D3 in order to obtain a deeper idea about the cause-effect association.

Python (version 3.8.8) and the deep learning framework pytorch (version 1.8.1) were used to implement the above-mentioned methods. The algorithms are open sourced under the following address: <https://github.com/WDDS/Causal-associations-diabetes-twitter/>

## Results

The following results were obtained from 482,583 sentences which were obtained from splitting the 562,013 personal, emotional, non-joke tweets into sentences; excluding questions; and including only sentences with more than 5 words.

### Model training and performance

#### Causal sentences

The performances to detect causal sentences for the imbalanced dataset are illustrated in Table 2 for each round of the active learning loop, with each round having been trained on more data.

Round	N° sent. train	N° sent. test	Accuracy	Precision	Recall	F1-Score
0	6,024	837	64.5	58.0	67.4	53.8
1	7,536	1,047	67.7	61.2	71.6	58.4
2	8,804	1,223	67.7	60.3	66.3	56.3
3	10,284	1,429	65.4	60.0	68.8	54.8
4	11,861	1,648	71.0	61.0	67.8	58.3

Table 2: Performance measures (macro) for each round of more training data

Highest accuracy was reached in round 4 with 71%, whereas the F1-Score of round 1 and round 4 were almost equal with 58.4% respectively 58.3%. We applied the model of round 4 on all remaining tweets, as it was trained on the largest training data set, including difficult causal examples missed by earlier models, and is thus better at identifying complex causal sentences. The active learning strategy led us to increase the training data much quicker than without active learning and without loss in performance. This led to a clean database of 265,328 causal sentences with most noisy sentences removed.

## Cause and Effect detection

The active learning strategy led to an extended dataset of 2,118 causal sentences, i.e. containing both cause and effect, which was split in 90% train and 10% test and 20% of the training set served as validation set. The performance of the different cause-effect models are listed in Table 3.

<b>Models</b>		<b>Prec</b>	<b>Rec</b>	<b>F1</b>
<b>BERT_FFL</b>	I-C	0.48	0.46	0.47
	I-E	0.20	0.48	0.29
	O	0.91	0.77	0.83
	macro	0.53	0.57	0.53
<b>BERT_CRF</b>	I-C	0.59	0.20	0.29
	I-E	0.0	0.0	0.0
	O	0.83	0.99	0.90
	macro	0.47	0.39	0.40
<b>WE_BERT_CRF</b>	I-C	0.63	0.61	0.62
	I-E	0.49	0.49	0.49
	O	0.93	0.93	0.93
	macro	0.68	0.68	<b>0.68</b>
<b>FastText_CRF</b>	I-C	0.59	0.57	0.58
	I-E	0.45	0.38	0.41
	O	0.92	0.94	0.93
	macro	0.65	0.63	0.64

Table 3: Performance measures for each of the four architectures

The best performing model was the CRF model with BERT embedding features (WE\_BERT\_CRF) with a precision, recall and F1 of 0.68. Surprisingly, it outperforms fine-tuning a BERT model, which is considered the gold standard of current NER tasks. A potential explanation for that is that BERT-based models make local decisions at every point of the sequence taking the neighboring words into account before its decision. In a situation like ours, with strong uncertainty on all elements, due to the complexity of the task, a single CRF layer model leveraging BERT features, making global decisions using the local context of each word, maximizes the probability of the whole sequence of decision better.

Moreover the CRF model with simpler FastText models achieved strong results as well with one reason being probably that the word embeddings were specifically trained on this diabetes corpus.

In consequence, the WE\_BERT\_CRF model was applied on all causal sentences leading to a dataset of 96,676 sentences with *cause* and associated *effect* predicted.

## Cause-effect description

Table 4 provides an overview over the largest clusters, containing either cause or effect, on the left side and on the right side the most frequent cause-effect associations, excluding the largest cluster “Diabetes” as it will be studied separately. The cluster “Diabetes” is the largest one with 66,775 occurrences of “Diabetes” as either cause or effect (ex.: #diabetes, diabetes, diabetes mellitus) followed by “Death” with 16,989 (ex.: passed away, killed, died, suicide, etc.) and “Insulin” (ex.: insulin, insulin hormone, etc.) with 14,148. From the 30 largest clusters, 6 refer to nutrition, 4 to diabetes and 3 clusters to each of insulin, emotions and the healthcare system.

The largest cluster “Diabetes” mainly occurs as a cause and its most frequent effects (“Death”, “fear”, “sick”) are visualised in Figure 5. From the 30 most numerous effects for “Diabetes”, 6 were related to “Nutrition” and 5 to “Complications & comorbidities” and 3 to each of “Diabetes distress”, “Emotions” and “Healthcare system”.

The interactive visualisation in D3 with filter options was published under <https://observablehq.com/@adahne/cause-and-effect-associations-in-diabetes-related-tweets>. We invite the interested reader to play with the graph to enhance understanding. Figure 6 provides an example graph of this visualisation showing only cause-effect relationships with at least 250 occurrences to ensure readability. It is striking that “death” seems to play such a central role as *effect* with various causes (“unable to afford insulin”, “rationing insulin”, “finance”, “insulin”, “Type 1 diabetes (T1D)”) pointing at it. Other central nodes are “Type 1 diabetes” acting as cause for “insulin pump”, “insulin”, “hypoglycemia (hypo)”, “sickness”, “finance” and emotions “anger” and “fear”, where latest has the strongest association; or the node “Insulin” mostly relating as cause to “sickness”, “medication”, “finance”, “death”, or “hypoglycemia” and “fear” and “anger”.

<i>Most frequent clusters</i>			<i>Most frequent cause-effect-associations (excluding cluster "diabetes")</i>		
<b>Parent cluster</b>	<b>cluster</b>	<b>N</b>	<b>cause</b>	<b>effect</b>	<b>N</b>
Diabetes	diabetes	66,775	unable to afford insulin	death	1,246
Death	death	16,989	insulin	death	1,156
Insulin	insulin	14,148	type 1 diabetes	fear	1,054
Diabetes	type 1 diabetes	11,693	type 1 diabetes	death	999
Emotions	fear	10,160	rationing insulin	death	805
Glycemic variability	hypoglycemia	9,547	type 1 diabetes	insulin	751
Symptoms	sick	6,549	OGTT*	sick	584
Nutrition	overweight	5,186	type 1 diabetes	hypoglycemia	578
Diabetes	type 2 diabetes	4,909	insulin	hypo	545
Complications & comorbidities	neuropathy	4,481	insulin	fear	534
Healthcare system	medication	4,389	type 1 diabetes	insulin pump	436
Diabetes Technology	insulin pump	4,307	finance	death	423
Nutrition	nutrition	4,230	type 1 diabetes	sick	400
Emotions	anger	4,149	insulin	sick	385
Health	OGTT*	4,053	insulin	finance	367
Blood pressure	hypertension	3,782	type 1 diabetes	anger	356
Healthcare system	finance	3,767	insulin	medication	305
Nutrition	reduce weight	3,589	insulin	anger	296
Insulin	unable to afford insulin	3,381	OGTT*	fear	293
Nutrition	diet	3,325	type 2 diabetes	death	293
Emotions	sadness	3,153	type 2 diabetes	fear	290
Glycemic variability	hyperglycemia	3,144	hypertension	death	286
Diabetes	suffer	3,132	overweight	death	280
Diabetes Distress	depression	2,810	type 1 diabetes	finance	277
Healthcare system	hospital	2,721	hypoglycemia	insulin	272
Diabetes Distress	stress	2,681	hypoglycemia	sick	263
Nutrition	sugar	2,369	affordable insulin	death	262
Nutrition	fasting	2,363	insulin	insulin pump	255
Insulin	rationing insulin	2,244	complications	death	248
Health	gestational diabetes	2,076	insulin	sadness	240

Table 4: Left side column shows the most frequent clusters (causes and effects) with the number of occurrences. The last column shows the most frequent cause-effect relationships excluding the cluster "Diabetes".

\*OGTT: Oral glucose tolerance test

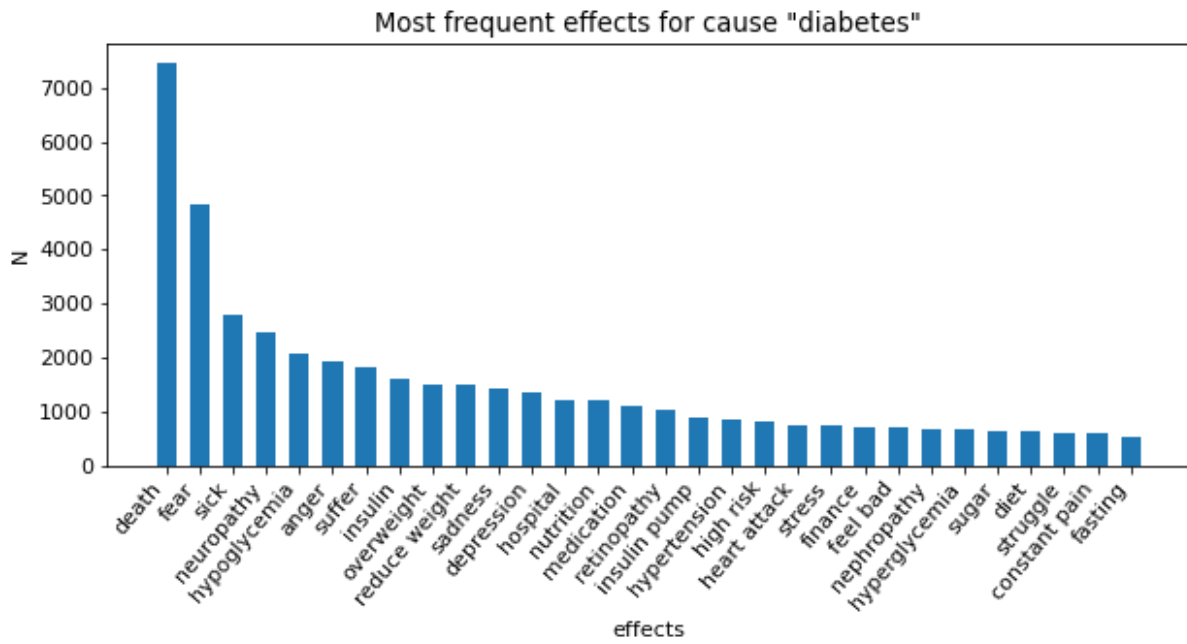


Figure 5: Most frequent effects for the largest cluster “Diabetes”

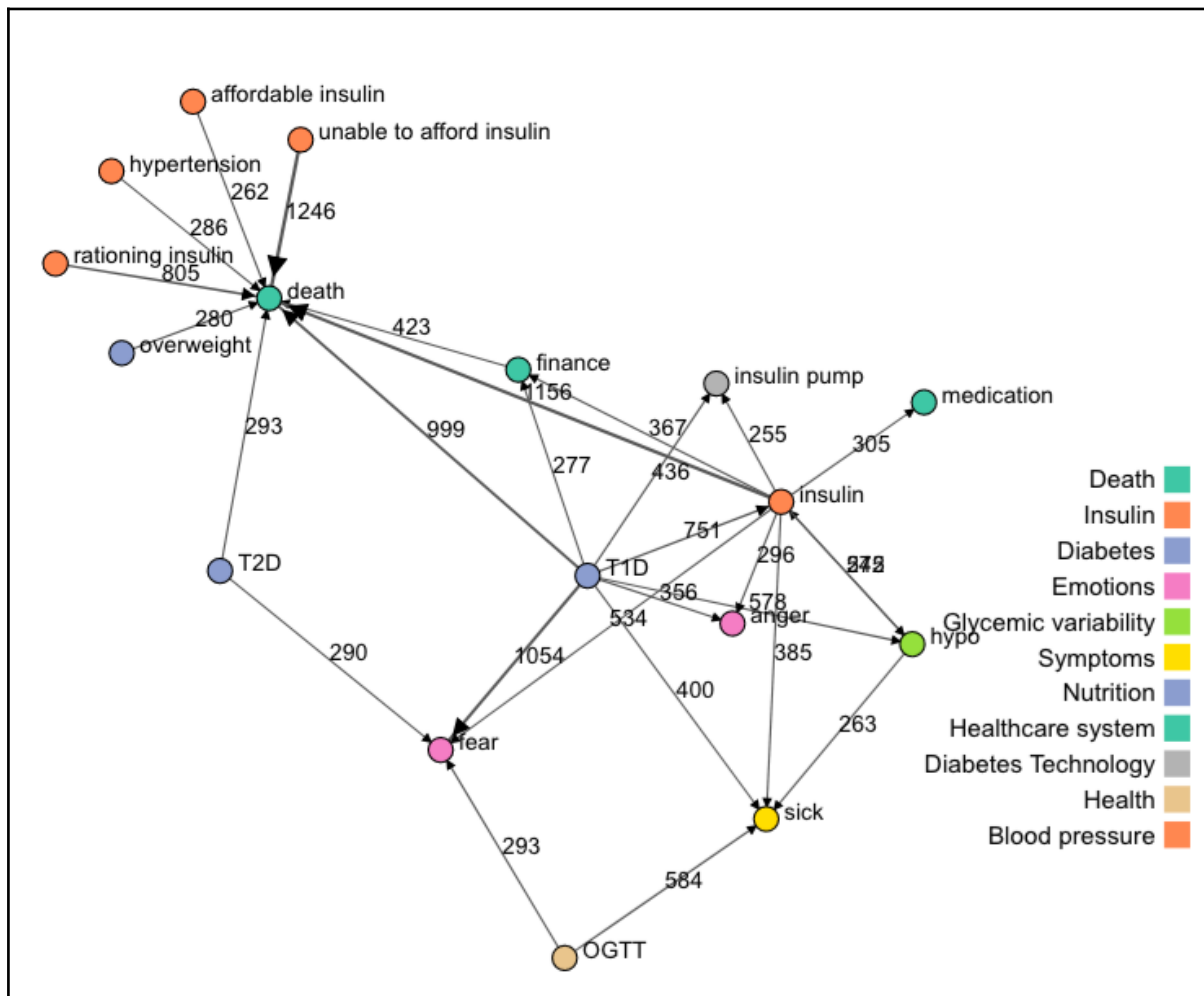


Figure 6: Cause-effect network with a minimum number of associations (edges) of 250. Accessible under: <https://observablehq.com/@adahne/cause-and-effect-associations-in-diabetes-related-tweets>

# Discussion

## Principal results

Our findings suggest that it is feasible to extract both explicit and implicit cause and associated effects from diabetes-related Twitter data. We demonstrated that by adopting the transfer learning paradigm and fine-tuning a pre-trained language model we were able to detect causal sentences. Moreover, we have shown that simply fine-tuning a BERT-based model does not always outperform more traditional methods such as relying on conditional random fields in the case of the cause-effect pair detection. The precision, recall and F1 numbers, given the challenging task and the imbalanced dataset, were satisfying. The semi-supervised clustering and interactive visualisation enabled us to identify “Diabetes” as the largest cluster acting mainly as the cause for “Death” and “fear”. Besides, a central cluster was detected in “Death” acting as an effect for various causes related to insulin pricing, a link already detected in earlier works.<sup>19</sup>

## Comparison with the literature

Several former works have addressed causality on Twitter data. Doan et al. focused on three health-related concepts such as, “stress”, “insomnia”, “headache” as effects and identified causes using manually crafted patterns and rules.<sup>9</sup> However they only focused on explicit causality and excluded causes and effects encoded in hashtags and synonymous expressions.<sup>9</sup> On the contrary, we tackled both explicit and implicit causality, including causes and effects in hashtags, and exploiting synonymous expressions through the use of word embeddings. Kayesh et al. proposed an innovative approach, a novel technique based on neural networks which uses common sense background knowledge to enhance the feature set, but they focused on the simplified version of explicit causality in tweets.<sup>22</sup> Bollegala et al. developed a causality-sensitive approach for detecting adverse drug reactions from social media using lexical patterns and in consequence aiming at explicit causality.<sup>43</sup> Dasgupta et al. proposed one of the few deep learning approaches, due to the unavailability of appropriate training data, leveraging a recursive neural network architecture to detect cause-effect relations from text, but also only targeted explicit causality.<sup>44</sup> A Bert-based approach tackling both explicit and implicit causality is provided by Khetan et al. who used already existing labeled corpora not based on social media data.<sup>27</sup> Recently they further extended their work of explicit and implicit causality understanding in single and multiple sentence but in clinical notes.<sup>45</sup>

To the best of our knowledge, this is the first paper investigating both explicit and implicit cause-effect relationships on diabetes-related Twitter data.



## Strengths and Limitations

The present work demonstrates various strengths. First, by leveraging powerful language models we were able to identify a large number of tweets containing *cause-effect* relationships which enabled us to detect cause-effect associations in 20% (96,676 / 482,583) of the sentences, contrary to other approaches which were able to identify causality in less than 2% of tweets.<sup>9</sup> Second, contrary to most previous work, we tackled both explicit and implicit *causal relationships*, an additional explanation for the higher number of *cause-effect* associations we obtained compared to other studies focusing only on explicit associations.<sup>9</sup> Third, relying fully on automatic machine learning algorithms avoided us from defining manually crafted patterns to detect causal associations. Fourth, operating on social media data that is expressed spontaneously and in real-time offers the opportunity to gain knowledge from an alternative data source which might complement traditional epidemiological data sources.

A strong limitation is that *cause-effect* relations are expressed in tweets and this cannot be used for causal inference as the Twitter data source is uncertain and the information shared can be opinion or observation. Another shortcoming is that the performance of our algorithms to detect *cause-effect* pairs is not perfect. But the overall process and the vast amount of data minimizes this issue. The lack of recall is counterbalanced by the sheer amount of data and the lack of precision is counterbalanced by the clustering approach in which non-frequent causes or effects are discarded.<sup>46</sup> Labeling causes and effects in a dataset is a highly complicated task and we would like to emphasize that mislabelings in the dataset may occur. Enhancing data quality certainly is a strong point to address to further improve performance. The causal association structures learnt by the model from the training set, might not generalise completely when applied on the large amount of Twitter data. Besides, the active learning strategy certainly added noise to the model, as only positive samples were corrected, which could be improved in future investigations. Moreover, we would like to highlight that the diabetes related information shared on Twitter, may not be representative for all people with diabetes. For instance we observed a bigger cluster of causes/effect related to type 1 diabetes compared to type 2 diabetes, which is contrary to the real world.<sup>47</sup> A potential explanation for that is the age distribution of Twitter users.<sup>48</sup> But due to the large number of tweets analyzed, a significant variability in the tweets could be observed.

## Conclusion

In this work, we developed an innovative methodology to identify possible cause-effect relationships among diabetes-related tweets. This task was challenging due to addressing both explicit and implicit causality, multi-word entities, the fact that a word could be both cause or effect, the open domain of

causes and effects, the biases occurring during labeling of causality, and the relatively small dataset for this complex task. We overcame these challenges by augmenting the small dataset via an active learning loop. The feasibility of our approach was demonstrated using modern *BERT*-based architectures in the preprocessing and causal sentence detection. A combination of *BERT* features and CRF layer were leveraged to extract causes and effects in diabetes-related tweets which were then aggregated to clusters in a semi-supervised approach. The visualisation of the cause-effect network based on Twitter data can deepen our understanding of diabetes, in a way of directly capturing patient-reported outcomes from a causal perspective.

## Acknowledgements

None

## Competing Interests

None

## Funding

This work has been supported by the MSDAvenir Foundation, the French Speaking Diabetes Society and the Luxembourg Institute of Health. These study sponsors had no role in the design or the interpretation of the results of the present study. AA, FO and TC are supported by Epiconcept Company. Epiconcept was involved in the data collection and writing of the report. No study sponsor influenced the decision to submit the paper for publication.

## References

1. Gao J, Zheng P, Jia Y, et al. Mental health problems and social media exposure during COVID-19 outbreak. *PloS One*. 2020;15(4):e0231924. doi:10.1371/journal.pone.0231924
2. Chen M, Mangubat E, Ouyang B. Patient-reported outcome measures for patients with cerebral aneurysms acquired via social media: data from a large nationwide sample. *J NeuroInterventional Surg*. 2016;8(1):42-46. doi:10.1136/neurintsurg-2014-011492
3. Nguyen QC, Brunisholz KD, Yu W, et al. Twitter-derived neighborhood characteristics associated with obesity and diabetes. *Sci Rep*. 2017;7(1):16425. doi:10.1038/s41598-017-16573-1
4. Fodeh S, Li T, Menczynski K, et al. Using Machine Learning Algorithms to Detect Suicide Risk Factors on Twitter. In: *2019 International Conference on Data Mining Workshops (ICDMW)*. ; 2019:941-948. doi:10.1109/ICDMW.2019.00137
5. Kayesh H, Islam MdS, Wang J. A Causality Driven Approach to Adverse Drug Reactions Detection in Tweets. In: Li J, Wang S, Qin S, Li X, Wang S, eds. *Advanced Data Mining and Applications*. Lecture Notes in Computer Science. Springer International Publishing; 2019:316-330. doi:10.1007/978-3-030-35231-8\_23
6. Yang J, Han SC, Poon J. A Survey on Extraction of Causal Relations from Natural Language Text. *ArXiv210106426 Cs*. Published online January 16, 2021. Accessed June 30, 2021. <http://arxiv.org/abs/2101.06426>
7. Doan S, Ritchart A, Perry N, Chaparro JD, Conway M. How Do You #relax When You're #stressed? A Content Analysis and Infodemiology Study of Stress-Related Tweets. *JMIR Public Health Surveill*. 2017;3(2):e35. doi:10.2196/publichealth.5939
8. Cocos A, Fiks AG, Masino AJ. Deep learning for pharmacovigilance: recurrent neural network architectures for labeling adverse drug reactions in Twitter posts. *J Am Med Inform Assoc JAMIA*. 2017;24(4):813-821. doi:10.1093/jamia/ocw180
9. Doan S, Yang EW, Tilak S, Li P, Zisook D, Torii M. Extracting health-related causality from twitter messages using natural language processing. *BMC Med Inform Decis Mak*. 2019;19(Suppl 3):79. doi:10.1186/s12911-019-0785-0
10. Fagherazzi G. Challenges and perspectives for the future of diabetes epidemiology in the era of digital health and artificial intelligence. *Diabetes Epidemiol Manag*. 2021;1:100004. doi:10.1016/j.deman.2021.100004
11. Fagherazzi G, Ahne A, Guillot C, et al. Étude mondiale de la détresse liée au diabète : le potentiel du réseau social Twitter pour la recherche médicale. *Rev D'Épidémiologie Santé Publique*. 2018;66:S197-S198. doi:10.1016/j.respe.2018.04.002
12. Fisher L, Hessler DM, Polonsky WH, Mullan J. When Is Diabetes Distress Clinically Meaningful?: Establishing cut points for the Diabetes Distress Scale. *Diabetes Care*. 2012;35(2):259-264. doi:10.2337/dc11-1572
13. Fisher L, Polonsky WH, Hessler DM, et al. Understanding the sources of diabetes distress in adults with type 1 diabetes. *J Diabetes Complications*. 2015;29(4):572-577. doi:10.1016/j.jdiacomp.2015.01.012
14. Coccaro EF, Lazarus S, Joseph J, et al. Emotional Regulation and Diabetes Distress in Adults With Type 1 and Type 2 Diabetes. *Diabetes Care*. 2021;44(1):20-25. doi:10.2337/dc20-1059
15. Carper MM, Traeger L, Gonzalez JS, Wexler DJ, Psaros C, Safren SA. The differential associations of depression and diabetes distress with quality of life domains in type 2 diabetes. *J Behav Med*. 2014;37(3):501-510. doi:10.1007/s10865-013-9505-x
16. Cummings DM, Lutes L, Littlewood K, et al. Regimen-Related Distress, Medication

- Adherence, and Glycemic Control in Rural African American Women With Type 2 Diabetes Mellitus. *Ann Pharmacother*. 2014;48(8):970-977. doi:10.1177/1060028014536532
17. Fisher L, Mullan JT, Skaff MM, Glasgow RE, Arian P, Hessler D. Predicting diabetes distress in patients with Type 2 diabetes: a longitudinal study. *Diabet Med J Br Diabet Assoc*. 2009;26(6):622-627. doi:10.1111/j.1464-5491.2009.02730.x
  18. Pandit AU, Bailey SC, Curtis LM, et al. Disease-related distress, self-care and clinical outcomes among low-income patients with diabetes. *J Epidemiol Community Health*. 2014;68(6):557-564. doi:10.1136/jech-2013-203063
  19. Ahne A, Orchard F, Tannier X, et al. Insulin pricing and other major diabetes-related concerns in the USA: a study of 46 407 tweets between 2017 and 2019. *BMJ Open Diabetes Res Care*. 2020;8(1):e001190. doi:10.1136/bmjdr-2020-001190
  20. Balkhi A, Reid A, McNamara J, Geffken G. The diabetes online community: The importance of forum use in parents of children with type 1 diabetes. *Pediatr Diabetes*. 2013;15. doi:10.1111/pedi.12110
  21. Khoo CSG, Chan S, Niu Y. Extracting causal knowledge from a medical database using graphical patterns. In: *Proceedings of the 38th Annual Meeting on Association for Computational Linguistics - ACL '00*. Association for Computational Linguistics; 2000:336-343. doi:10.3115/1075218.1075261
  22. Kayesh H, Islam MS, Wang J. On Event Causality Detection in Tweets. *ArXiv190103526 Cs*. Published online January 11, 2019. Accessed January 20, 2021. <http://arxiv.org/abs/1901.03526>
  23. Khoo C, Chan S, Niu Y. The Many Facets of the Cause-Effect Relation. In: Green R, Bean CA, Myaeng SH, eds. *The Semantics of Relationships: An Interdisciplinary Perspective*. Information Science and Knowledge Management. Springer Netherlands; 2002:51-70. doi:10.1007/978-94-017-0073-3\_4
  24. Xu Y, Mou L, Li G, Chen Y, Peng H, Jin Z. Classifying Relations via Long Short Term Memory Networks along Shortest Dependency Paths. In: ; 2015:1785-1794. doi:10.18653/v1/D15-1206
  25. Wang L, Cao Z, Melo G de, Liu Z. Relation Classification via Multi-Level Attention CNNs. In: ; 2016:1298-1307. doi:10.18653/v1/P16-1123
  26. Ponti EM, Korhonen A. Event-Related Features in Feedforward Neural Networks Contribute to Identifying Causal Relations in Discourse. In: ; 2017:25-30. doi:10.18653/v1/W17-0903
  27. Khetan V, Ramnani R, Anand M, Sengupta S, Fano AE. Causal BERT: Language Models for Causality Detection Between Events Expressed in Text. In: Arai K, ed. *Intelligent Computing*. Lecture Notes in Networks and Systems. Springer International Publishing; 2021:965-980. doi:10.1007/978-3-030-80119-9\_64
  28. Devlin J, Chang MW, Lee K, Toutanova K. BERT: Pre-training of Deep Bidirectional Transformers for Language Understanding. *ArXiv181004805 Cs*. Published online May 24, 2019. Accessed November 13, 2020. <http://arxiv.org/abs/1810.04805>
  29. Vaswani A, Shazeer N, Parmar N, et al. Attention Is All You Need. *ArXiv170603762 Cs*. Published online December 5, 2017. Accessed June 17, 2021. <http://arxiv.org/abs/1706.03762>
  30. Gurulingappa H, Rajput AM, Roberts A, Fluck J, Hofmann-Apitius M, Toldo L. Development of a benchmark corpus to support the automatic extraction of drug-related adverse effects from medical case reports. Published online 2012. doi:10.1016/j.jbi.2012.04.008
  31. *Twitter Privacy*.; 2021. Accessed June 15, 2021. <https://twitter.com/en/privacy>
  32. Cohen J. A Coefficient of Agreement for Nominal Scales. *Educ Psychol Meas*. 1960;20(1):37-46. doi:10.1177/001316446002000104
  33. Altman D. *Practical Statistics for Medical Research*. Chapman & Hall; 1991.
  34. Landis JR, Koch GG. The measurement of observer agreement for categorical data. *Biometrics*. 1977;33(1):159-174.
  35. Nguyen DQ, Vu T, Nguyen AT. BERTweet: A pre-trained language model for English

- Tweets. *ArXiv200510200* Cs. Published online October 5, 2020. Accessed June 17, 2021. <http://arxiv.org/abs/2005.10200>
36. Settles B. Active Learning Literature Survey. Published online 2010. Accessed December 19, 2020. [http://burrsettles.com/pub/settles.activelearning.pdf?source=post\\_page](http://burrsettles.com/pub/settles.activelearning.pdf?source=post_page)
  37. Zhang Y, Lease M, Wallace BC. Active Discriminative Text Representation Learning. *ArXiv160604212* Cs. Published online December 1, 2016. Accessed November 23, 2020. <http://arxiv.org/abs/1606.04212>
  38. Tong S, Koller D. Support vector machine active learning with applications to text classification. *J Mach Learn Res.* 2002;2:45-66. doi:10.1162/153244302760185243
  39. Ramshaw LA, Marcus MP. Text Chunking using Transformation-Based Learning. *ArXivcmp-Lg9505040*. Published online May 23, 1995. Accessed June 21, 2021. <http://arxiv.org/abs/cmp-lg/9505040>
  40. Lafferty J, McCallum A, Pereira F. Conditional Random Fields: Probabilistic Models for Segmenting and Labeling Sequence Data. In: ; 2001:282-289.
  41. Korobov M. *Sklearn-Crfsuite: CRFSuite Wrapper.*; 2021. <https://sklearn-crfsuite.readthedocs.io/en/latest/index.html>
  42. Okazaki N. *CRFSuite: A Fast Implementation of Conditional Random Fields (CRFs).*; 2007. <http://www.chokkan.org/software/crfsuite/>
  43. Bollegala D, Maskell S, Sloane R, Hajne J, Pirmohamed M. Causality Patterns for Detecting Adverse Drug Reactions From Social Media: Text Mining Approach. *JMIR Public Health Surveill.* 2018;4(2):e8214. doi:10.2196/publichealth.8214
  44. Dasgupta T, Saha R, Dey L, Naskar A. Automatic Extraction of Causal Relations from Text using Linguistically Informed Deep Neural Networks | SIGdial 2018 - video recordings and slides. In: *Proceedings of the 19th Annual SIGdial Meeting on Discourse and Di- Alogue.* ; 2019:306-316. Accessed October 13, 2021. <https://www.superlectures.com/sigdial2018/automatic-extraction-of-causal-relations-from-text-using-linguistically-informed-deep-neural-networks>
  45. Khetan V, Rizvi MIH, Huber J, Bartusiak P, Sacaleanu B, Fano A. MIMICause : Defining, identifying and predicting types of causal relationships between biomedical concepts from clinical notes. *ArXiv211007090* Cs. Published online October 13, 2021. Accessed October 15, 2021. <http://arxiv.org/abs/2110.07090>
  46. Tannier X. NLP-driven Data Journalism: Time-Aware Mining and Visualization of International Alliances. In: *Natural Language Meets Journalism.* ; 2016:5.
  47. International Diabetes Federation. IDF Diabetes Atlas, 9th edn. Published online Brussels 2019. <https://www.diabetesatlas.org>
  48. Statista. Percentage of U.S. adults who use Twitter as of February 2021, by age group. Published 2021. Accessed May 10, 2021. <https://www.statista.com/statistics/265647/share-of-us-internet-users-who-use-twitter-by-age-group/>
  49. Beguerisse-Díaz M, McLennan AK, Garduño-Hernández G, Barahona M, Ulijaszek SJ. The 'who' and 'what' of #diabetes on Twitter. *Digit Health.* 2017;3:2055207616688841. doi:10.1177/2055207616688841
  50. Johnsen JA, Eggesvik T, Rørvik T, Hanssen M, Wynn R, Kummervold P. Differences in Emotional and Pain-Related Language in Tweets About Dentists and Medical Doctors: Text Analysis of Twitter Content. *JMIR Public Health Surveill.* 2019;5:e10432. doi:10.2196/publichealth.10432
  51. Liu Y, Ott M, Goyal N, et al. RoBERTa: A Robustly Optimized BERT Pretraining Approach. *ArXiv190711692* Cs. Published online July 26, 2019. Accessed June 17, 2021. <http://arxiv.org/abs/1907.11692>
  52. Wolf T, Debut L, Sanh V, et al. HuggingFace's Transformers: State-of-the-art Natural Language Processing. *ArXiv191003771* Cs. Published online July 13, 2020. Accessed June 17, 2021. <http://arxiv.org/abs/1910.03771>
  53. Parrott WG. *Emotions in Social Psychology: Essential Readings.* Psychology Press; 2001.

54. Polonsky WH, Anderson BJ, Lohrer PA, et al. Assessment of diabetes-related distress. *Diabetes Care*. 1995;18(6):754-760. doi:10.2337/diacare.18.6.754
55. Polonsky WH, Fisher L, Earles J, et al. Assessing psychosocial distress in diabetes: development of the diabetes distress scale. *Diabetes Care*. 2005;28(3):626-631. doi:10.2337/diacare.28.3.626
56. Princeton University. *About WordNet*. Princeton University; 2010. <https://wordnet.princeton.edu/> (accessed: 22/08/2021)
57. Miller GA. WordNet: A Lexical Database for English. In: *Communications of the ACM*. Vol 38. ; 1995:No. 11: 39-41.

Supplementary File S1: List of diabetes-related keywords for  
the Twitter API tweet extraction

English keywords		
glucose	insulin	blood glucose
#glucose	#insulin	#bloodglucose
insulin pump	diabetes	t1d
#insulinpump	#diabetes	#t1d
type 1	t2d	type 2
#type1	#t2d	#type2
#bloodsugar	#dsma	#type2diabetes
#doc	#bgnow	#wearenotwaiting
#insulin4all	dblog	diyps
hba1c	#dblog	#diyps
#hba1c	#cgm	#freestylelibre
diabetic	#gbdoc	freestyle libre
#diabetic	#gdm	finger prick
gestational diabetes	continuous glucose monitoring	#fingerprick
#gestational	#continuousglucosemonitoring	#changingdiabetes
#thisisdiabetes	#lifewithdiabetes	#diabetesadvocate
#stopdiabetes	#diabadass	#diabetesawareness
#diabeticproblems	#justdiabeticthings	#t1dlookslikeme
#diaversary	#diabetestest	#t2dlookslikeme
pwd	#duckfiabetes	#GBDoc
#pwd	#kissmyassdiabetes	

## Supplementary File S2: Preprocessing pipeline

Tweets are noisy, unstructured and contain numerous misspelled or non-standard english words. To reduce noise in the dataset a similar preprocessing pipeline as in earlier works was adopted.<sup>19</sup> First, retweets and duplicates were removed to obtain a database with 7.7 million unique tweets. Secondly, to increase the relevance of the analyzed tweets we determined only tweets with *personal* content where feelings, emotions and opinions could be shared by people with or talking about diabetes. As a consequence, *institutional* tweets referring to commercial, news or health information, were considered out of scope for this study and excluded. It has already been shown that diabetes-related tweets can be grouped into several clusters such as commercial, health information, social intervention by Beguerisse-Diaz et al.<sup>49</sup> Contrary to Jonsen et al.<sup>50</sup> who identified personal content based on personal pronouns like ‘I’, ‘me’, ‘us’, we leveraged the transfer learning paradigm and fine-tuned an already pretrained transformer-based language model to detect personal content in tweets.<sup>29</sup> As pre-trained language model served *BERTweet*<sup>35</sup>, which was trained on 850 million english tweets (16 billion word tokens ~ 80GB) collected from january 2012 to august 2019 following the RoBERTa pre-training procedure.<sup>51</sup> We undertook the same preprocessing steps to our tweets that were used to pretrain the model such as tokenization, translating emotion icons into text strings and converted user mentions and web/url links into special tokens. To use the model and fine-tune it for a binary sentence classification a linear layer was added on top of the last Transformer layer of the *Bertweet* model using the *transformers* package of Huggingface.<sup>52</sup> The model was then fine-tuned with an extended data set, of the one provided by Ahne et al. leading to a total of 4303 tweets (1539 *personal*, 2764 *institutional*), to account for a possible temporal divergence of the way people tweet.<sup>19</sup> The model performance to identify tweets with personal content was: accuracy of 91,2%, f1 of 88,5%, precision of 86,2% and recall of 90,9%. The trained model is then applied on all unique tweets resulting in a total of 2.5 million tweets with personal content.

Moreover, jokes around diabetes are common on Twitter and considered out of scope for this study as well. Similarly to the *personal* content classifier, *BERTweet* was fine-tuned to detect if a tweet is a joke. For this purpose a joke tweet dataset from earlier works was extended to a total of 1648 tweets (486 jokes, 1162 non jokes).<sup>19</sup> The performance to identify if a tweet is a joke was: accuracy of 90,4%; f1 of 84,2%, precision of 78,5%, recall of 90,8%. Applying the joke classifier on all tweets with personal content led to a dataset of 1.8 million personal, non-joke tweets.

A particular focus of this study lied on studying diabetes distress and thus psychological factors and emotions. To capture those psychological factors and emotions in tweets, only tweets containing an emotional element such as emojis and emoticons or emotional words were kept, analogous to earlier works.<sup>19</sup> In addition, emotional words were identified based on a combination of the psychologue Parrot’s hierarchical classification of emotions with the six primary emotions (*joy*, *love*, *surprise*,



*sadness, anger, fear*) and emotional words present in common questionnaires to study diabetes distress such as the Problem Areas in Diabetes scale (PAID) and Diabetes Distress Scale (DDS).<sup>53-55</sup> Those emotional words were augmented by synonyms using the WordNet database to obtain a more extensive list.<sup>56,57</sup> This led to 562.013 tweets containing personal, non-joke and emotional content.

## Supplementary File S3: Annotation guidelines

### Objective

The aim of this labeled corpus is to provide a training data set for detecting possible cause-effect-pairs in diabetes and diabetes distress related tweets. Diabetes distress regroups all psychological factors related to the day-to-day disease management such as emotional burden, stress, anxiety, emotions, etc.

### Data

Between April 2017 and January 2021 diabetes related tweets have been extracted using the Twitter API based on list of diabetes-related keywords, such as “diabetes”, “insulin”, “hypoglycemia”, “#T1D”, “#DSMA”, “Type 2”, “#diabeteslookslikeme”, compare Supplementary File 1 for the full list. Based on the extracted tweets a random subsample of 5000 tweets has been selected for annotation purposes.

### File structure - Columns:

- **Text [String]:** extended tweet message “Full\_text“ in tweet object
- **Intent [String]:** Intent of the tweet. If several intents, they are separated by a semicolon (“;”)  
Can take the following values:
  - **q:** Question in tweet
  - **mS:** multiple sentences in tweet
  - **mC:** multiple causes in tweet
  - **mE:** multiple effects in tweet
  - **msS:** multiple sentences in tweet with cause and effect in a single sentence
  - **neg:** A negation which negating the meaning of the cause or effect in a sentence
  - **joke:** A joke, an irony or sarcasm is in the tweet
- **Cause [String]:** Words describing the causes. A cause can be composed of several words. If several causes occur in a tweet then they are separated by a semicolon (“;”)
- **Effect [String]:** Words describing the effect. An effect can be composed of several words. If several effects occur in a tweet then they are separated by a semicolon (“;”)
- **Causal association [0,1]:** Binary variable of a cause-effect pair occurs in a tweet where 0 means no cause-effect pair and 1 means there is a cause-effect pair

## Definition of a cause-effect relationship and annotation rules

The following tweet examples are fictive to ensure privacy.

### Non-diabetes or diabetes distress related relationships

The focus on this corpus lies on cause-effect relationships related to diabetes and diabetes distress. For this reason tweets like the following are not labeled as causal. The possible cause here might be “flu” and the effect “die”, but “flu” is out of scope in this project.

Tweet	Intent	Cause	Effect	C.A.*
Scary, i have a 13 year old diabetic daughter however i read 4 thousand or more people a year die in UK just from flu. so why this fuss & panic over corona . I read lots and had nightmares last night ! ! This is ridiculous	mS			0
Schools are closed to prevent passing the virus , yet ALL DAY LONG they are in the store with parents , putting me and MY HEALTH at risk ! WHY, WHY, WHY?				0

\* causal association

In the second example “heart disease” is not labeled as the *cause* as it is out of scope.

### Examples for possible causal associations

Tweet	Intent	Cause	Effect	C.A.*
Diabetes causes me to have mood swings. :/		Diabetes	mood swings	1
years of diabetes and all I got is a Spidey-sense like ability to notice any abnormal sensations in my body and about 7 new kinds of anxiety I didn't know existed before I got diagnosed . it sucks , but I'm much stronger because of it .	msS; mE	diabetes	abnormal sensations in my body;anxiety	1
Gestational Diabetes is shit . The poking , urge to eat the foods that are no good for me . When I am in need of more insulin my body alarms are all going off , making me tired , headache , blurred vision .	msS; mE	in need of more insulin	tired;headache; blurred vision	1
After 10 years of injections and finger pricks, I have finally gotten an Insulin pump and glucose monitor . Finally I can start to manage my diabetes even better and improve my health . Waited so long	mS;m C;mE	Insulin pump;glucose monitor	manage my diabetes even better;improve my health	1

\* causal association

The above examples also show that several causes can lead to an effect, and inversely also one cause can lead to several effects.

### Implicit relations

The cause-effect relationship is not stated by a *causal link* word

Tweet	Intent	Cause	Effect	C.A.*
I was sent to the penalty box to fix a low blood sugar #diabetes #NHLPlayoffs		#diabetes	low blood sugar	1

\* causal association

### Unclear cause - effect relationships

In tweets in which there is a possible cause and a possible effect but it is not clear if the “cause” had an influence on the “effect”, the tweet is labeled as non-causal.

Tweet	Intent	Cause	Effect	C.A.*
I'm back ! Had two strokes recovering now my legs do not want to move. Have high blood pressure and diabetes . So all of you out there please watch you're blood pressure . It matters .				0
My dad has diabetes, cancer , heart problems , and a weak immune system .				0

\* causal association

The possible cause is “High blood sugar and diabetes” and the possible effect is “stroke”. But it can not be concluded that the stroke was provoked by the high blood sugar or diabetes

### Several chaining cause-effect relationships: A -> B -> C

If in a tweet we have two relationships: event A causes event B and at the same time event B causes event C, then we labelled the relationship that is closest to our objective to study diabetes and diabetes distress:

Tweet	Intent	Cause	Effect	C.A.*
Not sure if I've been up since 3:30 for Titan or because my anxiety over my glucose test is keeping me up 😞 Bahh		glucose test	anxiety	1

I am also a diabetic with all this worry & stress , is adding to my sugar levels to rise ..	mE	diabetic	worry;stress	1
Excess insulin from eating too many carbs spikes insulin , making you hungry. Belief me		eating too many carbs	Excess insulin;spikes insulin	1

\* causal association

event A: glucose test

event B: anxiety

event C: been up since 3:30

## Negations

If a negation word occurs in a cause or effect, it is considered being part of the cause and effect and so not altering the meaning of the cause or effect. Consequently the tweet is not labeled as having a negation “neg” in the Intent.

Tweet	Intent	Cause	Effect	C.A.*
My 14 year old daughter . Type 1 ( malfunctioning pancreas , aka not enough insulin being made to regulate	msS;mE	Type 1	malfunctioning pancreas; not enough insulin	1
I'm a Type 1 Diabetic , out of work and unable to afford my insulin 😞		out of work	unable to afford my insulin	1
I was wondering why i felt like shit and then I realized I haven't given myself my insulin since early this morning . stupid..	neg	insulin	felt like shit	1
Don't hate your diabetes ; instead , find ways to love it and get rid of it over time . it helps	neg	diabetes	hate	1
my friend " gave " herself diabetes by not doing what her doctor told her LOSE WEIGHT !	neg	LOSE WEIGHT	diabetes	1

\* causal association

The last example shows when a tweet is labeled as negation. The negation “haven’t given myself” alters the meaning of the causal relationship “insulin” -> “felt like shit”.

## Diabetes Distress

In labeling this dataset, a special focus was lying on diabetes distress (psychological factors related to the day-to-day disease management, such as anxiety, stress, emotions, etc.). For this reason we labeled possible causal associations related to diabetes distress as well:

Tweet	Intent	Cause	Effect	C.A. *
I do I just want to go to the kitchen and eat . I hate #diabetes	msS	#diabetes	hate	1
I have gestational diabetes and im very much bothered		gestational diabetes	bothered	1
Kent ' s just angry because his diabetes is flaring up again .		diabetes	angry	1

\* causal association

## Jokes

As jokes were also labeled tweets containing ironic or sarcastic elements.

Tweet	Intent	Cause	Effect	C.A. *
This tweet is so dumb it gave me diabetes	joke			0
I love lifestyle choices become a non smoker and a temporary diabetic , why the hell not *irony out*	joke			0
Thanks sweetie And I think I've developed diabetes from your sweetness	joke			0

\* causal association

## Frequently used abbreviations related to diabetes

Abbreviation	Explanation
lows, going low	low blood sugar
#gbdoc, #doc, #dsma	diabetes related online groups on social media to exchange about the disease
dexcom, Freestyle Libre	continuous glucose monitoring tools helping to monitor blood sugar levels levels
cgm, CGM	continuous glucose monitoring
DKA, dka	Diabetic Ketoacidosis
3 hours	3 hour glucose test for gestational diabetes
LCHF	low carb high fat diet: The diet, because of its low requirement for insulin, has been recognised by the Swedish government as being suitable for people with <a href="#">type 2 diabetes</a> and as helpful to individuals looking to lose weight or maintain a healthy weight.
BS	blood sugar

## Supplementary File S4: Most frequent clusters

The synonyms were manually added for the initial clusters. Clusters whose parent cluster is “Other”, are automatically added clusters that were predicted from the cause-effect classifier.

<i>Most frequent clusters</i>				
N°	Parent cluster	cluster	synonyms	N
0	Diabetes	diabetes	diabetic, #diabetic, #diabetes, diabetes mellitus, diabetics, DIABETIC, #Diabetic	66775
1	Death	death	die, passed away, gave life, kill, killing, dead, shorter lifespan, loose live, died, dying, commit suicide, losing father	16989
2	Insulin	insulin	insulin hormone, supplies, HUMALOG bottle	14148
3	Diabetes	type 1 diabetes	T1D, type 1, #type1, #type1 diabetes, juvenile diabetes	11693
4	Emotions	fear	anxiety, terrified, scared, anxious, concern, dread, scary, worried, nervous, distress, panic, hysteria, terrified, creeped, traumatized	10160
5	Glycemic variability	hypoglycemia	low glucose, low blood sugar, low, hypo, go low, glucose down, blood sugar down, lowered BS, sugar drop	9547
6	Symptoms	sick	headache, dizzy, threw up, vomiting, painful, puke, feeling sick, shaky, nausea, coughing, diarrhea, dry mouth, fever, sweat	6549
7	Nutrition	overweight	obese, eat too much, weight gain, fat, gained pounds, obesity	5186
8	Diabetes	type 2 diabetes	T2D, type 2, #type2, #type2diabetes, T2 diabetic, t2d, TYPE TWO	4909
9	Complications & comorbidities	neuropathy	amputation, feet amputation, lost feet, lost leg, leg amputation, nerve death, nerve damage, lost hand, diabetes neuropathy	4481
10	Healthcare system	medication	meds, diabetes meds, drug, antibiotics, pills, drugs, dose, medicine, metformin prescribed, prescription, cheapest medicines	4389
11	Diabetes Technology	insulin pump	injecting insulin, injection, inject, needle, pump, finger prick, shot,	4307
12	Nutrition	nutrition	vegan, vegetarian, eat carbs, carbohydrates, no chocolate, can't eat donuts, food, salad, noodles, appetite fish, NEEDED meal, seafood, milk, entire meal, broccoli	4230
13	Emotions	anger	rage, outrageous, frustration, hate, angry, jealous, jealousy, raging, pissed, pissed off, frustrating	4149
14	Health	OGTT	glucose test drink, glucose test, 3 hour test, ogtt, diabetic drink, horrific drink	4053
15	Blood pressure	hypertension	high blood pressure, BP	3782
16	Healthcare system	finance	wages, student loans, GoFundMe, expenses, costly, expensive care, pay, price gouging, spend money, debt, insulin price, insulin prices, donations, Healthcare Cost	3767
17	Nutrition	reduce weight	lost pounds, lose weight, #loseweight	3589
18	Insulin	unable to afford insulin	can't afford insulin, no access to affordable insulin, could not afford insulin, can't afford meds, could not buy insulin, bankrupt, financially unstable	3381
19	Nutrition	diet	diabetic diet, Keto diet, carnivore diet, keto, plant based diet, high fat diet, change diet, #lowcarb, LCHF, dietary needs, Low Carb	3325
20	Emotions	sadness	cry, sad, sucks, loneliness, lonely, sadly, CRIED, despair, hurtful, hurting, psychological grief, disappointing	3153
21	Glycemic variability	hyperglycaemia	high blood sugar, high glucose, high glucose levels, spike glucose, higher blood glucose, blood glucose up, blood glucose levels up, elevated #BP,	3144

			rebellious #hyperglycemia	
22	Diabetes	suffer	suffering, TERRIBLE PAIN, HURT	3132
23	Diabetes Distress	depression	depressed, depressing, lose hope, mentally ill, hopeless, antidepressants, psychologically fragile	2810
24	Healthcare system	hospital	surgery, syringes, doctor, appointment, checkup, medical attention, medical treatment, ER, ICU, hospitalize, ambulance, doc, surgeries, GP practice, clinical psychologist, Caregiver	2721
25	Diabetes Distress	stress	mood disorder, stressed, stressful,, MOOD SWINGS, tense	2681
26	Nutrition	sugar	sweets, candy, waffle, soda, Sugar, CAKE, artificial sweeteners, CRAVE SWEETS, milkshakes, LOVE SUGAR	2369
27	Nutrition	fasting	starvation, not eating	2363
28	Insulin	rationing insulin	shortage insulin, denying insulin, lack insulin, ration insulin, EXPIRED INSULIN	2244
29	Health	gestational diabetes	pregnancy, pregnant	2076
30	Health	prediabetes	pre diabetic, borderline diabetic	1932
31	Diabetes Distress	feel bad	feel awkward, disgusting, appetite, grumpy	1861
32	Complications & comorbidities	retinopathy	horrible vision, bad eyesight, vision decline, lost sight, blind, diabetes retinopathy	1750
33	Complications & comorbidities	high risk	risk	1663
34	Healthcare system	insurance	company, pharma, health insurance, coverage, Medicare, #BigPharma #Insulin, medicaid	1627
35	Complications & comorbidities	coma	unconscious, pass out, Diabetic Coma	1540
36	Complications & comorbidities	heart attack	cardiovascular, cardiovascular disease, diabetic heart attack, CHF	1511
37	Health	insulin resistance		1505
38	Complications & comorbidities	complications	diabetes complication, issues	1443
39	Other	struggle		1357
40	Complications & comorbidities	nephropathy	kidney damage, diabetes kidney failure, Nephrologist #Diabetes #Nephrologist,kidney failure	1338
41	Emotions	joy	feel good, feel better, relief, happy, proud	1279
42	Other	constant pain		1240
43	Other	n't know language		1234
44	Diabetes Distress	fatigue	no power, without energy, exhausted, tired, lethargic, burnout, exhaustion	1190
45	Pandemic	covid	corona, coronavirus, virus, covid pandemic business, Corona, vaccine, worrying COVID, severity COVID, VIRUS, #CoronavirusPandemic, SARS CoV 2 INFECTION, vaccinated	1073
46	Lifestyle	physical activity	exercising, walking, sport, exercises, walk, gym, gyms	1066
47	Healthcare system	politics	health system, NHS, #brexit, brexit, Canada, capitalism, government, EU, administration, frustrated #NHS, economy, CANADA, CAPITALISM	985
48	Insulin	access insulin	no insulin, don't have insulin, without insulin, #insulin4all, #Insulin4all #Diaversary	956
49	Diabetes Technology	continuous glucose monitor	freestyle libre, #freestylelibre, monitoring, #dexcom, CGM, cgm	934
50	Insulin	affordable insulin	afford insulin	915
51	Complications & comorbidities	shock	dIaBeTiC sHOcK	908
52	Pandemic	home	staying home, quarantine, shutdown	864



53	Diabetes	management	control diabetes, uncontrol	825
54	Complications & comorbidities	infection	wound, wounds, inflammation	822
55	Symptoms	Insomnia	can't sleep, awake, wake, sleepy, asleep	737
56	Health	lost job	without work, laid off	723
57	Complications & comorbidities	diabetic ketoacidosis	keto acidosis, #ketoacidosis, diabetic ketoacidosis, DKA, #ketoacidosis, keto acidosis, DAIBETIC KETO ACIDS high, #KETO #NSNG	710
58	Health	immune system		705
59	Nutrition	eating healthy	#healthy #meal	608
60	Blood pressure	hypotension	low blood pressure	587
61	Family	family	brother, daughter, grandpa, dad, mom, grandma, parent	581
62	Complications & comorbidities	renal failure	diabetes renal failure, dialysis	554
63	Complications & comorbidities	legs swollen	foot swelled	544
64	Diabetes	reverse diabetes	reversed, cured overnight	489
65	Diabetes community	support	#dsma, help, raise awareness, supporters	483
66	Lifestyle	lifestyle	environment	453
67	Emotions	love	like	451
68	Other	cold		443
69	Complications & comorbidities	cholesterol		392
70	Other	meat fake meat		376
71	Other	starve		363
72	Diabetes Distress	isolation	alone, live alone, distrust	358
73	Other	cut back rice		348
74	Other	taking necessary precautions		346
75	Complications & comorbidities	pancreas	diabetes pancreas	340
76	Health	PCOS	pcos, PCOs, Pcos	333
77	Other	ass alive		318
78	Other	arthritic		312
79	Other	dangerous		301
80	Other	vulnerable		299
81	Other	seizures		285
82	Other	acting		274
83	Other	needles sensation		273
84	Other	slightly concerned		267
85	Insulin	insulin spike	insulin jump	263
86	Complications & comorbidities	liver failure	diabetes liver failure	256
87	Other	fucked drunk		253
88	Complications & comorbidities	stomach		246
89	Symptoms	thirsty	thirst, dehydrated, THIRSTY	245
90	Other	stop talking		244

91	Nutrition	alcohol	beer, BEER, alcoholism	243
92	Glycemic variability	A1C	a1c, predict HbA 1c	236
93	Health	genetic	genes, Genetics, hereditary, genetically modified, shit genetics	228
94	Complications & comorbidities	cancer	chemo, #Cancer	226
95	Other	hair fall		226
96	Other	crash hard		212
97	Other	shut kidneys		211
98	Other	isolated ' society		210
99	Other	afraid ingredients		204
100	Other	surgeon excited		202