

NESTED MULTIPLE INSTANCE LEARNING WITH ATTENTION MECHANISMS

Saul Fuster, Trygve Eftestøl, Kjersti Engan

Dept. of Electrical Engineering and Computer Science, University of Stavanger, Norway
 {saul.fusternavarro, trygve.eftestol, kjersti.engan}@uis.no

ABSTRACT

Multiple instance learning (MIL) is a type of weakly supervised learning where multiple instances of data with unknown labels are sorted into bags. Since knowledge about the individual instances is incomplete, labels are assigned to the bags containing the instances. While this method fits diverse applications where labelled data is scarce, it lacks depth for solving more complex scenarios where associations between sets of instances have to be made, like finding relevant regions of interest in an image or detecting events in a set of time-series signals. Nested MIL considers labelled bags within bags, where only the outermost bag is labelled and inner-bags and instances are represented as latent labels. In addition, we propose using an attention mechanism to add interpretability, providing awareness into the impact of each instance to the weak bag label. Experiments in classical image datasets show that our proposed model provides high accuracy performance as well as spotting relevant instances on image regions.

Index Terms— Weakly supervised learning, multiple instance learning, attention mechanism, interpretability, feature learning

1. INTRODUCTION

In recent years deep neural networks (DNN) have provided state of the art results in many applications. Most emphasis has been on fully-supervised learning which requires a large amount of labelled training and validation data for all machine learning techniques and even more so for DNN. It can be challenging and time consuming, and sometimes infeasible, to produce such large labelled datasets. For classification of images a single label states the class for the entire image, for which ImageNet is an example of a large image set with such labels [1]. But if the task is to localize a region within the image, then a more detailed label is needed for learning in a straight forward supervised manner.

In some applications it can also be that a detailed label is not possible to produce, like a medical image where follow-up information of a patient is known, i.e. true prognosis label, but it is unknown if it is possible to predict that prognosis based on the particular image/data. Such labels can be regarded as weak labels if the task is to find regions in the image. In general, in the medical domain datasets, images thoroughly annotated with regions of interest (ROIs) from medical experts are often not available, and only clinical information for the patient is given. The research community is working on ways of learning good machine learning and DNN models less dependent on labelled data by unsupervised, semi-supervised learning, and based on limited, lacking, noisy and weak labels.

This research has received funding from the European Union's Horizon 2020 research and innovation program under grant agreements 860627 (CLARIFY).

Multiple instance learning (MIL) refers to a learning method where a number of samples, called instances, are individually unlabelled [2]. However, there exist a label for a group of such instances, called a bag. Usually in MIL a bag-label is defined as positive if at least one of the instances are positive, and negative if all instances are negative, we will refer to this as the MIL assumption. An example of instances, bags and bag-labels can be to let the diagnosis of a histopathological image be the bag-label, patches of the image can be regarded as instances, and the whole image as a bag. Histological whole slide images (WSI) are in general very large, and under the MIL assumption, having one patch considered positive will see the whole image as positive. Sometimes this is not a good model, and a more complex structure of the instance-bag relationship is needed. One way to handle more complex scenarios is extending MIL by assembling a bag-of-bags, which can be referred to as nested MIL (NMIL).

Even if such a system can learn complex scenarios, the impact of individual instances or inner-bags will be lost with a straightforward setup of MIL or NMIL, resulting in a low degree of explainability and applicability for interpreting a particular decision, which has been one of the major focus in deep learning recently [3, 4]. Attention mechanisms can be integrated in the DNN structure to provide a degree of explainability while showing comparable or improved performance on their predictions. Attention scores generated during a forward pass reveal how input features are weighted, and can be visualized as a magnitude value of the influence on the final decision that would not have been observable otherwise [5–8].

In this paper we propose a method for handling learning with weak labels where the relationship between the detailed instance labels and the weak label is complex, by doing nested multiple instance learning, and where a degree of interpretability in terms of understanding which instances are most relevant for the weak label is offered by an attention mechanism, motivated by the task of finding a region in an image with multiple positive instances.

2. RELATED WORK

Several applications have been developed that use MIL for overcoming the lack of annotated regions of interest in an image [9, 10]. Chen et al [11] train end-to-end feeding an entire WSI in a strong supervision manner, adopting a variant of MIL. To provide further intuition into the composition of the bags and the relevance that individual instances carry in the classification, Chikontwe et al [12] propose a center loss that characterizes intra-class variations by minimizing the distance among instances from the same class. Li et al [13] propose a dual stream architecture to learn instance and bag classifiers at once, where the first instance would be an instance classifier and the second stream aggregates the instances into a bag embedding which is in fact a bag classifier. Also, He et al [14] use a clustering-based strategy for obtaining hidden structure information in the feature space in

order to discover positive instances. These methods work well under the MIL assumption, but would not necessarily be able to understand more complex scenarios. The concept of bag-of-bags is first seen in an application for prostate cancer detection using magnetic resonance images [15], but the concept of a nested architecture for MIL is later introduced by Tibo et al [16, 17], where they present the use of bag layers to aggregate instance-level representation into a bag-level representation.

Attention mechanisms were introduced into weakly supervised methods to give insight into the model’s decision making and ability to pick out instances of interest [18–23]. These architectures use an attention mechanism to distinguish subgroups of instances within a bag, for which the individual instance representations are aggregated to obtain a single bag representation and collapse into a supervised learning problem.

In this work we are further developing the NMIL for complex scenarios and combining it with the attention mechanism for interpretability, motivated from the application of finding a specific diagnostic region in a large WSI. In the experiments carried out, we show that the attention mechanism correctly identifies key instances also in complex scenarios where simple MIL architectures working under the MIL assumption fails.

3. METHODOLOGY

3.1. Nested Multiple Instance Learning

Multiple instance learning (MIL) is a weakly supervised method trained in a supervised manner considering outermost bags and their corresponding labels. For the conventional MIL binary setting, a dataset $\mathcal{X}, \mathcal{Y} = \{(X^i, y^i), \forall i = 1, \dots, N\}$ is formed of pairs of sample sets X and their corresponding labels y , where i denotes the current sample for a total of N samples. A sample X consists of a bag of instances:

$$X = \{x_l, \forall l = 1, \dots, L\} \quad (1)$$

where L is the number of instances in the bag, alongside with a label $y \in \{0, 1\}$ associated with the bag. Although each instance might be associated with an unknown label y_l , they are in general unknown hence only the bag label is used during training. At the inference stage, a test set might be associated with labels both at bag and instance level, to be able to provide performance metrics. Under the conventional binary classification MIL assumption, a bag label is positive with the single presence of a positive instance, expressed as:

$$y = \max_l \{y_l\} \quad (2)$$

In contrast with conventional MIL, nested MIL setting consists of levels of bags within bags where only the innermost bags contain instances. NMIL attains an advantage from MIL when complex scenarios are presented and the arrangement of subsets of instances within a bag are to be considered to compute a bag prediction. In Figure 1 the idea of grouping instances in inner-bags, inner-bags in larger bags, and finally in one outermost bag is illustrated.

Let J denote the number of nested levels, K_j number of bags at level j and $L_{j,k}$ denote the number of instances or bags in a bag k . For $J = 1$, i.e. NMIL with one level of nesting, the NMIL notation corresponds to the ordinary MIL notation described in Equation (1). A level set X_j contains a set of bags of instances $X_{j,k}$:

$$X_j = \{X_{j,k}, \forall k = 1, \dots, K_j\} \quad (3)$$

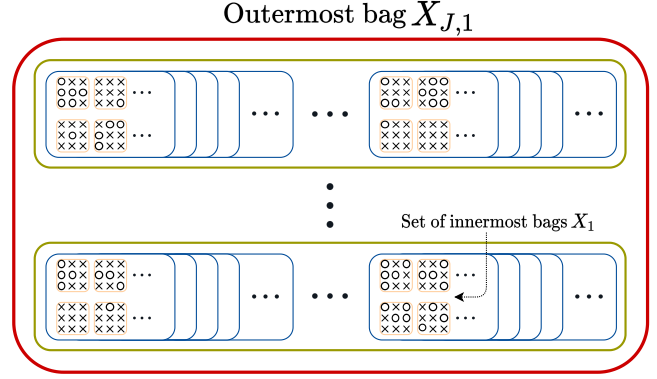


Fig. 1. Nested bag-of-bags. Instances (crosses and circles) are drawn into the innermost bags to form sets of them which are recursively grouped within the outermost bag.

for j defining the current nesting level up to J levels of nesting, and the current bag at that level j , which maximum value K_j is an arbitrary value that can vary from level to level. For a given bag k at level j , a bag of instances $X_{j,k}$ is expressed as:

$$X_{j,k} = \{x_{j,k,l}, \forall l = 1, \dots, L_{j,k}\} \quad (4)$$

where l defines the instance number up to $L_{j,k}$ for a bag k at a level j . Subsequently, a set of latent labels of instances $Y_{j,k}$ in a bag k and level j are defined as:

$$Y_{j,k} = \{y_{j,k,l}, \forall l = 1, \dots, L_{j,k}\} \quad (5)$$

For simplicity in the experiments section, we will refer to an instance latent label $y_{j,k,l}$ as y_l^j to describe the latent label of an instance l in a level j , omitting bag index k .

3.2. Attention Mechanism

Following the lines of Ilse et al [21], a multiple instance block is constructed using an embedding-level approach to obtain a bag-level representation from the instances within, as depicted in Figure 2. The proposed attention module’s input corresponds to low-dimensional embeddings generated by a feature extractor or by bag embedding representations of previous levels. In order to obtain a bag representation, this module observes those embeddings and compute an attention score that leverages the meaningfulness of the features extracted for the given task. The sum of the scores must be equal to 1 to work even with arbitrary bag sizes.

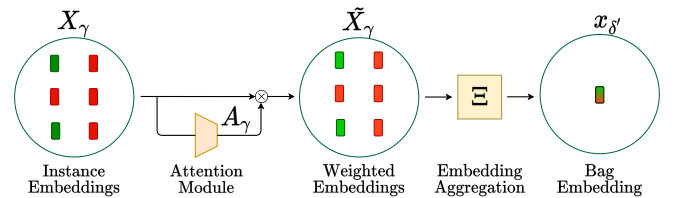


Fig. 2. Multiple instance block. Input embeddings are fed into the attention module to compute an attention score. Those scores are used to compute a weighted representation of the themselves based on the attention score given. Then, weighted embeddings are aggregated to create a final bag embedding.

For ease of exposition, we define indexes $\delta = (j, k, l)$, $\delta' = (j + 1, k', l')$, $\gamma = (j, k)$ and omit the use of training sample index i . An attention score a_δ for a given input embedding x_δ is calculated as:

$$a_\delta = \frac{\exp\{\mathbf{w}^\top (\tanh(\mathbf{V}\mathbf{x}_\delta^\top) \odot \text{sigm}(\mathbf{U}\mathbf{x}_\delta^\top))\}}{\sum_{l=1}^{M_\gamma} \exp\{\mathbf{w}^\top (\tanh(\mathbf{V}\mathbf{x}_\delta^\top) \odot \text{sigm}(\mathbf{U}\mathbf{x}_\delta^\top))\}} \quad (6)$$

where $\mathbf{w} \in \mathbb{R}^{L \times 1}$, $\mathbf{V} \in \mathbb{R}^{L \times M}$ and $\mathbf{U} \in \mathbb{R}^{L \times M}$ are trainable parameters and \odot is an element-wise multiplication. Furthermore, the hyperbolic tangent $\tanh(\cdot)$ and sigmoid $\text{sigm}(\cdot)$ are included to introduce non-linearity for learning complex applications. Finally, an aggregation function Ξ will transform a leveraged bag of embeddings $\tilde{\mathbf{X}}_\gamma$ to obtain a bag representation $\mathbf{x}_{\delta'}$ as:

$$\mathbf{x}_{\delta'} = \Xi(\tilde{\mathbf{X}}_\gamma) = \Xi(a_\delta \cdot \mathbf{x}_\delta) \quad (7)$$

where Ξ can be replaced by either the *mean* or *max* operators.

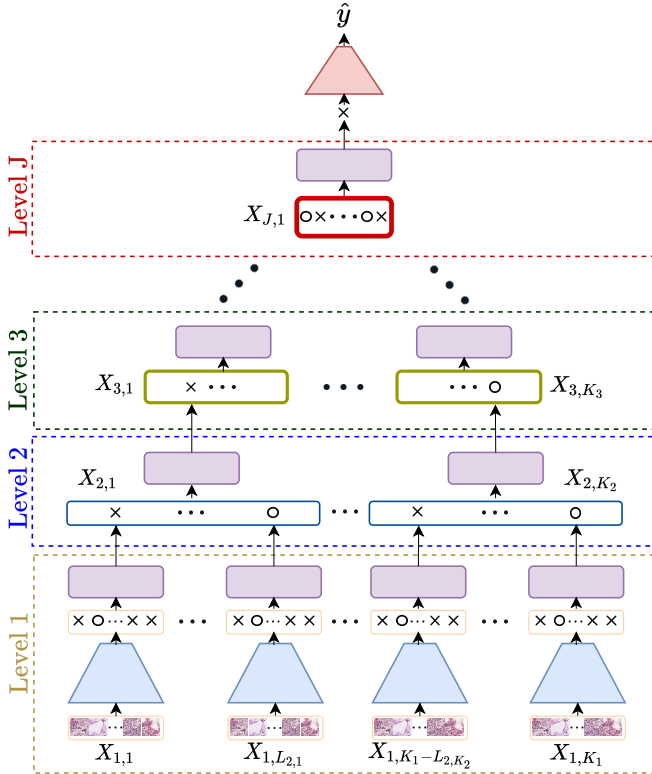


Fig. 3. Nested MIL model. The feature extractor (light blue) projects all instances into low-dimensional embeddings and consecutive multiple instance blocks (purple) aggregate deeper levels into more superficial representations until a bag-of-bags embedding is fed to the classifier (light red) for obtaining a bag prediction, \hat{y} . Several MI blocks and feature extractors are depicted per level, yet there is just one. To extend MIL into NMIL with J levels of nesting J multiple instance blocks are required.

4. NMIL ARCHITECTURE

The proposed neural network architecture combines a recursive bag processing of low-dimensional embeddings along with an attention

mechanism for which a final bag representation is formed and a prediction is given by a classifier. The proposed multiple instance block computes attention scores for each of the input embeddings and aggregates them to create an embedding that represents the contents of the bag.

Figures 2 and 3 show the building block and the model architecture for an independent NMIL framework, respectively. As in the conventional MIL setting, all instances are projected into embeddings, which later are weighted and aggregated into a bag-of-bags embedding after passing through the MI blocks. Finally, a classifier predicts the label \hat{y} for the sample X .

5. EXPERIMENTAL SETUP

Several experiments were carried out to show the usefulness of NMIL against MIL under different types of data and tasks. Also, we show the importance of attention-based models to obtain further interpretability from meaningful instances and comparing the performance to regular aggregation techniques. MNIST [24] and PCAM [25, 26] image datasets were used in the experiments. All models were trained using stochastic gradient descent (SGD) optimizer, binary cross-entropy loss function and early stopping. The models are implemented in Python 3.6 using Tensorflow machine learning library.

We have conducted three experiments as follows. In the two first, we have considered as the positive instance class y_{i+}^1 the digit 9 for MNIST and tiles with metastatic tissue for PCAM. Dataset samples were arranged to form a 2-level setting. The third experiment was carried out exclusively for MNIST on a 3-level setting. Latent labels introduced in intermediate levels are formulated to obtain the resulting bag-of-bags label exclusively for the train and test set, and therefore are unknown to the model, which is trained entirely on weak bag-of-bags labels. The bag-of-bags embedding classifier is trained in a fully-supervised manner due to the nature of the model's architecture, which encapsulates all information from several instances into a single representation, hence matching one bag-of-bags embedding to a weak label. Then, we evaluate if the model might learn these inherent arrangements and reflect it on the attention scores.

Experiment 1: A dataset is constructed following the MIL assumption described in Equation (2). In this assumption there is nothing to gain in using NMIL, but we want to show that NMIL is flexible and will perform comparably to MIL. Conventional MIL with and without attention is compared to a 2-level NMIL model with random grouping of the bags at the first level.

Experiment 2: A dataset is constructed such that at least 2 instances from the same inner-bag have to be positive for the weak bag-of-bags label to be positive. We do not expect a model trained as ordinary MIL to be able to solve this task. A 2-level NMIL model, however, can solve this if the inner-bag grouping is meaningful. For example, in region-based analysis of medical images, an object belonging to a positive class is located in a certain region and not scattered across the entire image. Therefore, a certain positive region of the image will contain several positive instances, but not others. Regions containing few positives are regarded as noise or misclassified instances and they should not be reflected in the overall prediction.

$$y_i^2 = \begin{cases} 0, & \#y_{i+}^1 \leq 1 \\ 1, & \#y_{i+}^1 > 1 \end{cases} \quad y = \begin{cases} 0, & y_i^2 \notin 1 \\ 1, & y_i^2 \in 1 \end{cases} \quad (8)$$

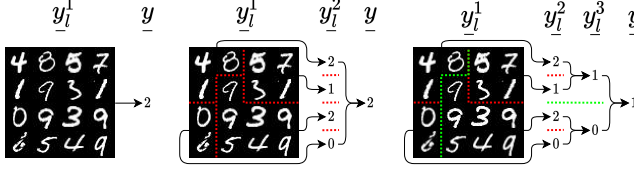


Fig. 4. From left to right, 1, 2 and 3-level partitioning. Red dotted lines separate bags-of-instances at a second level, while greens at a third level. The task of experiment 3 is to find out if there exist a second level region that contains at least one first level region with odd numbers but no first level regions containing only even numbers.

Experiment 3: The goal of this experiment is to prove that a nested implementation performs in complex scenarios and it is easily adaptable to the data arrangement required to solve the task at hand. As depicted in Figure 4, we can observe how the partitioning of a set of instances can influence a final weak label. In order to do that, a dataset consisting of MNIST images is constructed following the latent labels arrangement described in Equation (9). If we want to find a ROI that contains a bag of odd numbers and not one of even numbers, a 2-level solution is not enough to overcome this task, hence 3 levels of nesting are required. Such a scenario is not possible to learn using MIL as proven in experiment 2, thus corresponding MIL tests were never carried out.

$$y_i^2 = \begin{cases} 0, & y_i^1 \in \{0, 2, 4, 6, 8\} \\ 1, & y_i^1 \in \{1, 3, 5, 7, 9\} \\ 2, & \text{otherwise} \end{cases} \quad y_i^3 = \begin{cases} 0, & y_i^2 \in \{0 \cap \bar{1}\} \\ 1, & y_i^2 \in \{\bar{0} \cap 1\} \\ 2, & \text{otherwise} \end{cases} \quad (9)$$

$$y = \begin{cases} 0, & y_i^3 \notin 1 \\ 1, & y_i^3 \in 1 \end{cases}$$

6. RESULTS AND DISCUSSION

Result metrics for the experiments are listed in Table 1. For experiment 1, it is observed that the choice of architecture does not have an effect on the predictive power of the classifier. This is expected as nesting becomes irrelevant when only the individual labels of the instances are meaningful but not the arrangement of them across inner-bags. However, for experiment 2, MIL is not able to comprehend that within the bag there are requirements to be met between inner sets of instances. From the MIL model perspective, all instances are at the same level and belong to the same set. NMIL is able to process independently these subsets, hence grasping the true nature of the task, which is shown in the computed metrics.

Table 1. F1 scores for experiments on MNIST and PCAM datasets.

		MNIST			PCAM	
		Exp1	Exp2	Exp3	Exp1	Exp2
MIL	w/o Att	0.929	0.345	N/A	0.957	0.290
	w/ Att	0.957	0.472	N/A	0.973	0.286
NMIL	w/o Att	0.923	0.855	0.556	0.964	0.700
	w/ Att	0.959	0.921	0.836	0.978	0.734

Moreover, implementing an attention mechanism provides an edge over the model that does not, both on performance and inter-

pretability, as shown in Figure 5. Attention scores provide insight into the model’s decision-making and reflect on the importance given on each of the processed elements, thus strengthening positive features while diminishing the impact of negative ones. We can observe that the attention mechanism is not only able to correctly identify the positive instances at instance level, but also recognizes the positive inner-bags, distinguishing them from the ones that contain noisy instances. For medical imaging, this is particularly interesting for finding ROIs within a cohort of patients of scarcely annotated images.

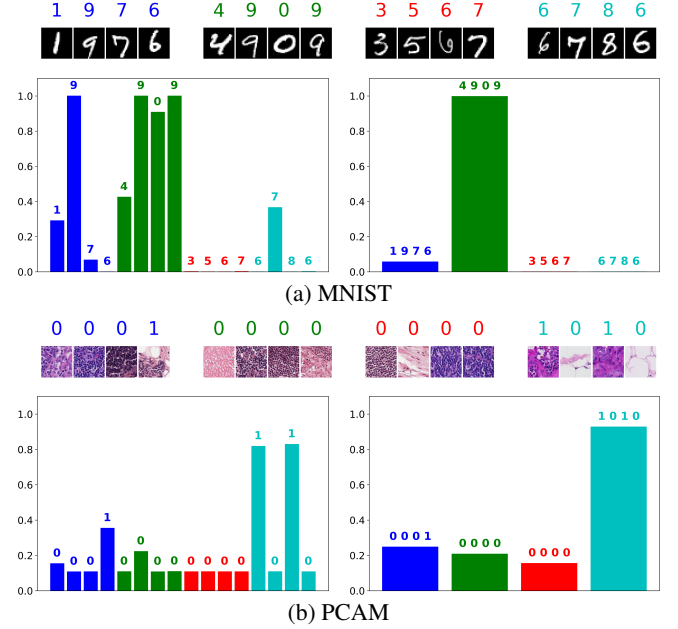


Fig. 5. Attention scores in noise experiments with 2-level NMIL for (a) MNIST and (b) PCAM test examples. Instances are categorized by colors indicating inner-bag belonging, while digits represent the true label of the instance. Bar plots on the left column show the attention at level 1, while on the right at level 2. Positive instances obtain the highest attention scores.

As for experiment 3, the model reaches a F1 score of 0.8358 with the use of NMIL plus attention, thus proving that a nested implementation handles complex scenarios in an efficient manner. The processing and aggregation nature of MI blocks provides the flexibility needed to implement any desired data arrangement regardless of the level of nesting and number of bags and instances per level.

7. CONCLUSIONS

In this paper, we have shown how NMIL with attention mechanisms is advantageous for solving more complex scenarios that MIL cannot, for when dependencies among sets of bags are to be considered. Experiments for processing interdependent subsets from images were carried out that strengthen this belief. Moreover, NMIL networks can be used in a wide range of applications due to its simplicity and flexibility. Finally, the implementation of an attention mechanism helps to clearly identify key instances and inner-bags contained in a set of bags, giving insight into the practical relationship between latent labels and the attention given among different levels. Future research should consider the potential effects of NMIL with attention on a full-scale medical imaging dataset more carefully.

8. REFERENCES

- [1] Olga Russakovsky, J. Deng, Hao Su, J. Krause, S. Satheesh, S. Ma, Zhiheng Huang, A. Karpathy, A. Khosla, Michael S. Bernstein, A. Berg, and Li Fei-Fei, “Imagenet large scale visual recognition challenge,” *International Journal of Computer Vision*, vol. 115, pp. 211–252, 2015.
- [2] O. Maron and Tomas Lozano-Perez, “A framework for multiple-instance learning,” in *NIPS*, 1997.
- [3] Leilani H. Gilpin, David Bau, Ben Z. Yuan, Ayesha Bajwa, Michael A. Specter, and Lalana Kagal, “Explaining explanations: An overview of interpretability of machine learning,” *2018 IEEE 5th International Conference on Data Science and Advanced Analytics (DSAA)*, pp. 80–89, 2018.
- [4] Ning Xie, Gabrielle Ras, M. V. Gerven, and Derek Doran, “Explainable deep learning: A field guide for the uninitiated,” *ArXiv*, vol. abs/2004.14545, 2020.
- [5] Rusheng Li, Hanhui Liu, Yuesheng Zhu, and Zhiqiang Bai, “Arnet: Attention-based refinement network for few-shot semantic segmentation,” *ICASSP 2020 - 2020 IEEE International Conference on Acoustics, Speech and Signal Processing (ICASSP)*, pp. 2238–2242, 2020.
- [6] Changlu Guo, Marton Szemenyei, Yugen Yi, and W. Zhou, “Channel attention residual u-net for retinal vessel segmentation,” *ICASSP 2021 - 2021 IEEE International Conference on Acoustics, Speech and Signal Processing (ICASSP)*, pp. 1185–1189, 2021.
- [7] Lian Xu, M. Bennamoun, Farid Boussaïd, S. An, and Ferdous Sohel, “An improved approach to weakly supervised semantic segmentation,” *ICASSP 2019 - 2019 IEEE International Conference on Acoustics, Speech and Signal Processing (ICASSP)*, pp. 1897–1901, 2019.
- [8] Sixin Hong, Yuexian Zou, Wenwu Wang, and Meng Cao, “Weakly labelled audio tagging via convolutional networks with spatial and channel-wise attention,” *ICASSP 2020 - 2020 IEEE International Conference on Acoustics, Speech and Signal Processing (ICASSP)*, pp. 296–300, 2020.
- [9] J. Amores, “Multiple instance classification: Review, taxonomy and comparative study,” *Artif. Intell.*, vol. 201, pp. 81–105, 2013.
- [10] M. Carbonneau, V. Cheplygina, Eric Granger, and G. Gagnon, “Multiple instance learning: A survey of problem characteristics and applications,” *Pattern Recognit.*, vol. 77, pp. 329–353, 2018.
- [11] Chi-Long Chen, Chi-Chung Chen, Wei-Hsiang Yu, Szu-Hua Chen, Yu-Chan Chang, T. Hsu, M. Hsiao, Chao-Yuan Yeh, and Cheng yu Chen, “An annotation-free whole-slide training approach to pathological classification of lung cancer types using deep learning,” *Nature Communications*, vol. 12, 2021.
- [12] P. Chikontwe, Meejeong Kim, S. Nam, H. Go, and Sang Hyun Park, “Multiple instance learning with center embeddings for histopathology classification,” in *MICCAI*, 2020.
- [13] Bin Li, Yin Li, and K. Eliceiri, “Dual-stream multiple instance learning network for whole slide image classification with self-supervised contrastive learning,” in *CVPR*, 2021.
- [14] Chengkun He, Jie Shao, Jiasheng Zhang, and Xiangmin Zhou, “Clustering-based multiple instance learning with multi-view feature,” *Expert Syst. Appl.*, vol. 162, pp. 113027, 2020.
- [15] F. Khalvati, Junjie Zhang, A. Wong, and M. Haider, “Bag of bags: Nested multi instance classification for prostate cancer detection,” *2016 15th IEEE International Conference on Machine Learning and Applications (ICMLA)*, pp. 146–151, 2016.
- [16] Alessandro Tibo, P. Frasconi, and M. Jaeger, “A network architecture for multi-multi-instance learning,” in *ECML/PKDD*, 2017.
- [17] Alessandro Tibo, M. Jaeger, and P. Frasconi, “Learning and interpreting multi-multi-instance learning networks,” *J. Mach. Learn. Res.*, vol. 21, pp. 193:1–193:60, 2020.
- [18] M. Lu, Drew F. K. Williamson, Tiffany Y Chen, Richard J. Chen, Matteo Barbieri, and Faisal Mahmood, “Data efficient and weakly supervised computational pathology on whole slide images,” *Nature biomedical engineering*, 2021.
- [19] Jiayun Li, Wenyuan Li, A. Sisk, H. Ye, W. Wallace, W. Speier, and C. Arnold, “A multi-resolution model for histopathology image classification and localization with multiple instance learning,” *Computers in biology and medicine*, vol. 131, pp. 104253, 2021.
- [20] Antoine Pirovano, Hippolyte Heuberger, S. Berlemont, Saïd Ladjal, and I. Bloch, “Automatic feature selection for improved interpretability on whole slide imaging,” *Mach. Learn. Knowl. Extr.*, vol. 3, pp. 243–262, 2021.
- [21] Maximilian Ilse, Jakub M. Tomczak, and M. Welling, “Attention-based deep multiple instance learning,” in *ICML*, 2018.
- [22] Yash Sharma, A. Shrivastava, L. Ehsan, C. Moskaluk, S. Syed, and Donald E. Brown, “Cluster-to-conquer: A framework for end-to-end multi-instance learning for whole slide image classification,” *ArXiv*, vol. abs/2103.10626, 2021.
- [23] Ning Xie, Farley Lai, Derek Doran, and Asim Kadav, “Visual entailment: A novel task for fine-grained image understanding,” *ArXiv*, vol. abs/1901.06706, 2019.
- [24] Y. LeCun, L. Bottou, Yoshua Bengio, and P. Haffner, “Gradient-based learning applied to document recognition,” *Proceedings of the IEEE*, vol. 86, pp. 2278–2324, 1998.
- [25] Babak Ehteshami Bejnordi, M. Veta, Paul Johannes van Diest, B. van Ginneken, N. Karssemeijer, G. Litjens, J. A. van der Laak, M. Hermsen, Quirine F. Manson, and Maschenka C. A. Balkenhol et al, “Diagnostic assessment of deep learning algorithms for detection of lymph node metastases in women with breast cancer,” *JAMA*, vol. 318, pp. 2199–2210, 2017.
- [26] Bastiaan S. Veeling, J. Linmans, Jim Winkens, T. Cohen, and M. Welling, “Rotation equivariant cnns for digital pathology,” *ArXiv*, vol. abs/1806.03962, 2018.