

# Graph Structural Attack by Spectral Distance

**Lu Lin**

*Department of Computer Science  
University of Virginia  
Charlottesville, VA 22903, USA*

LL5FY@VIRGINIA.EDU

**Ethan Blaser**

*Department of Computer Science  
University of Virginia  
Charlottesville, VA 22903, USA*

EHB2BF@VIRGINIA.EDU

**Hongning Wang**

*Department of Computer Science  
University of Virginia  
Charlottesville, VA 22903, USA*

HW5X@VIRGINIA.EDU

## Abstract

Graph Convolutional Networks (GCNs) have fueled a surge of interest due to their superior performance on graph learning tasks, but are also shown vulnerability to adversarial attacks. In this paper, an effective graph structural attack is investigated to disrupt graph spectral filters in the Fourier domain. We define the spectral distance based on the eigenvalues of graph Laplacian to measure the disruption of spectral filters. We then generate edge perturbations by simultaneously maximizing a task-specific attack objective and the proposed spectral distance. The experiments demonstrate remarkable effectiveness of the proposed attack in the white-box setting at both training and test time. Our qualitative analysis shows the connection between the attack behavior and the imposed changes on the spectral distribution, which provides empirical evidence that maximizing spectral distance is an effective manner to change the structural property of graphs in the spatial domain and perturb the frequency components in the Fourier domain.

**Keywords:** Graph Neural Network, Adversarial Attack

## 1. Introduction

Graph signal processing (GSP) applies the idea of signal processing to graph data, allowing existing tools such as filtering and sampling to be used for learning graph embeddings Dong et al. (2020). In particular, spectral filters are generalized to create Graph Convolutional Networks (GCNs), which have prominently advanced the state of the art on many graph learning tasks Kipf and Welling (2016); Veličković et al. (2017). However, despite their great success, recent works show that GCNs exhibit vulnerability to *adversarial perturbations*: such models can be easily fooled by small perturbations on graph structure or node properties, and thus generate inaccurate embeddings leading to erroneous predictions on downstream tasks (Zügner et al., 2018; Dai et al., 2018; Zügner and Günnemann, 2019; Xu et al., 2019; Wu et al., 2019).

Graph data differs from image or text data because the instances (nodes) are connected to form a topological structure. On one hand, GCNs exploit such structures to aggregate information conveyed in nodes' neighborhoods, which yields better predictive power on many tasks. But on the other hand, the complex dependency relations introduced by the topological structure of graphs also expose learning models to a greater risk: an attacker can lead classifiers to erroneous predictions by just slightly perturbing the graph structure, without even modifying any node features. Diverse adversarial attacks have been studied on graph structure Jin et al. (2020), considering different prediction tasks (node classification or graph classification), attacker's knowledge (white-box, grey-box or black-box), attack phases (test-time evasion attack or training-time poisoning attack), perturbation types (edge

modification or node modification) and corresponding constraints (node injection or edge changes). In this paper, we focus on white-box attacks to modify the graph structure by adding or removing edges within a given budget, which compromises the node classification performance of a victim GCN model.

Graph convolution, as the fundamental building block of GCNs, is designed to filter graph signals in the *Fourier* domain. Studies in spectral graph theory Chung and Graham (1997) show that the spectra (eigenvalues) of the graph Laplacian matrix encode structural properties of the graph (e.g., the second smallest eigenvalue, also known as the Fiedler value, reflects the algebraic connectivity of graphs). Therefore exploiting spectral changes provides a more systematic way to study the vulnerability of GCN models. However, so far most structural attack solutions only search for perturbations in the *spatial* domain, measured by a graph’s adjacency matrix. Ignoring the direct source of model vulnerability which resides in the Fourier domain limits the effectiveness of existing attack strategies.

In this work, we propose a principled graph perturbation strategy to ensure the effectiveness of attacks in the Fourier domain. Specifically, we define the *spectral distance* between the original and perturbed graph, measured by the change in their Laplacian eigenvalues. Then we build a structural attack model to simultaneously maximize task-specific classification loss and model-agnostic spectral distance. Exploiting techniques from the eigenvalue perturbation theory Stewart (1990), we are able to efficiently calculate the gradient of the spectral distance with respect to the edge perturbations. Then we apply a reparameterization trick and randomization sampling to generate valid binary edge perturbations. We name this method **SP**ectral **A**ttack, abbreviated as **SPAC**. Our attack method is evaluated in both evasion and poisoning attack settings on a set of graph benchmark datasets. Promising empirical results demonstrate that convolutional graph learning models are sensitive to spectral changes, which expands the scope of adversarial attacks on graphs to the Fourier domain and opens up new possibilities to verify and enhance GCNs’ robustness in both the spatial and Fourier domain.

## 2. Related Work

Adversarial attacks on graph structures have been extensively studied in recent years. The vast majority of attack efforts manipulate graphs in the spatial domain to maximize a task-specific attack objective. However, the vulnerability of graph convolutions in the Fourier domain is ignored in existing attack solutions. We propose to bridge the gap by measuring and maximizing the spectral changes in the graph Laplacian matrix, such that we can directly disrupt the graph spectral filters and attack the graph convolutions.

**Adversarial attack on graph structures.** The attacker aims to perturb the graph adjacency matrix in directions that lead to large classification loss. In the white-box setting, the attacker follows the gradients on the adjacency matrix to find such perturbations (Zügner and Günnemann, 2019; Xu et al., 2019; Wu et al., 2019; Zügner et al., 2018; Chen et al., 2018; Li et al., 2021; Wang et al., 2020); and in the black-box setting, the attacker queries the victim model for output scores as signals to search for the best perturbations (Ma et al., 2020, 2019; Dai et al., 2018). The discrete nature of graphs makes the attack in both cases non-trivial. Therefore, greedy algorithms and reinforcement learning strategies are introduced to decide where to add or remove edges.

Greedy solutions first obtain the gradient by maximizing a differentiable loss, where the general white-box attack techniques such as projected gradient descent (PGD) (Madry et al., 2017) are applied. Then different greedy search heuristics are exploited to convert the continuous perturbations into binary edge modifications. Topology attack (Madry et al., 2017) uses randomization sampling to select sub-optimal binary perturbations. Nettack (Zügner et al., 2018) selects edge changes that preserve the original degree distribution and feature co-occurrence for imperceptible perturbations. FGA (Chen et al., 2018) chooses perturbations with the largest gradient. Metattack (Zügner and Günnemann, 2019) first calculates meta-gradient on graph adjacency matrix to solve a bi-level

problem for poisoning attack, and then greedily picks perturbations with the largest meta-gradient. Reinforcement learning based solutions (Chang et al., 2019; Ma et al., 2019; Dai et al., 2018; Raman et al., 2020) make a series of edge addition or deletion decisions that yield the maximal classification loss, and thus it can work under black-box settings.

These attacks search for perturbations in the spatial space, but the target GCNs generate node embeddings by the signal filters defined in the Fourier space. Thus the vulnerability of graph convolutions reflected on the graph spectral changes cannot be fully realized. Our method captures such vulnerability directly in the Fourier domain measured by the spectral distance between the original and perturbed graphs for a more effective attack.

**Spectral perturbations on graphs.** Existing attack methods in the Fourier space are generally sparse. Bojchevski and Günnemann (2019) reformulated random walk based node embedding models, such as DeepWalk Perozzi et al. (2014), as a matrix factorization problem, and proposed an attack strategy to search for edges that lead to large eigenvalue changes in the derived matrix. However, this method is model-specific and cannot be easily applied to general forms of GCNs. A universal attack on deformable 3D shape data is proposed to change the scale of its eigenvalues Rampini et al. (2021), but it is not studied in the graph domain. DICE (Wanek et al., 2018) corrupts the graph structure by “deleting edges internally and connecting nodes externally” across clusters which implicitly influences the graph’s spectral property. But this heuristic is performed without any principled guidance. Studies that analyze spectral graph filters Kenlay et al. (2021); Levie et al. (2019); Kenlay et al. (2020) provide the theoretical stability upper bounds of popular filters used in graph convolution models, such as polynomial and identity filters. It is shown that the filters become unstable if the end nodes of changed edges have low degrees or the perturbation is concentrated spatially around any single node Kenlay et al. (2021). Our method empirically shows that we can attack the vulnerability of these filters and break such requirements by directly maximizing graph spectral changes.

### 3. Spectral Attack on Graphs

In this section, we first briefly discuss the spectral graph filters which are the key building blocks of graph convolution models. We show that the spectral filters are constructed by the eigenvalues of graph Laplacian. Hence, we propose to maximize the changes on the graph Laplacian spectrum, such that we can exploit the edge perturbation budget to most effectively influence the spectral filters and attack graph convolutions. To solve the resulting optimization problem, we calculate the gradient of eigen-decomposition using the eigenvalue perturbation theory and apply a reparameterization trick to generate valid edge perturbations. We finally discuss the theoretical evidence showing the dependency between the eigenvalues of graph Laplacian and the stability of GCN models, which supports the proposed spectral attack on graph data.

#### 3.1 Preliminaries

**Notations.** Let  $G = (V, E)$  be a connected undirected graph with  $n$  nodes and  $m$  edges. Let  $\mathbf{A} \in \{0, 1\}^{n \times n}$  be its adjacency matrix, and  $\mathbf{D}$  be the diagonal degree matrix with entry  $\mathbf{D}_{ii} = d_i = \sum_{j=1}^n \mathbf{A}_{ij}$ . The normalized Laplacian matrix of a graph is defined as  $\mathbf{L} = \mathbf{I}_n - \mathbf{D}^{-1/2} \mathbf{A} \mathbf{D}^{-1/2}$ , where  $\mathbf{I}_n$  is an  $n \times n$  identity matrix. Since  $\mathbf{L}$  is symmetric positive semi-definite, it admits an eigen-decomposition  $\mathbf{L} = \mathbf{U} \mathbf{\Lambda} \mathbf{U}^\top$ . The diagonal matrix  $\mathbf{\Lambda} = \text{diag}(\lambda_1, \dots, \lambda_n)$  consists of the real eigenvalues of  $\mathbf{L}$  in an increasing order such that  $0 = \lambda_1 \leq \dots \leq \lambda_n \leq 2$ , and the corresponding  $\mathbf{U} = [\mathbf{u}_1, \dots, \mathbf{u}_n] \in \mathbb{R}^{n \times n}$  is a unitary matrix where the columns consist of the eigenvectors of  $\mathbf{L}$ .  $\mathbf{X} \in \mathbb{R}^{n \times d}$  denotes the node feature matrix where each node  $v$  is associated with a  $d$ -dimensional feature vector.

**Graph Fourier transform.** Graph embedding models can be viewed from a signal processing perspective, where the normalized Laplacian  $\mathbf{L}$  serves as a shift operator and defines the frequency

domain of a graph Sandryhaila and Moura (2013). As a result, the eigenvectors of  $\mathbf{L}$  can be considered as the graph Fourier bases, and the eigenvalues correspond to frequency components. Take one column of  $\mathbf{X}$  as an example of graph signal, which can be compactly represented as  $\mathbf{x} \in \mathbb{R}^n$ . The graph Fourier transform of graph signal  $\mathbf{x}$  is given by  $\hat{\mathbf{x}} = \mathbf{U}^\top \mathbf{x}$  and the inverse graph Fourier transform is then  $\mathbf{x} = \mathbf{U}\hat{\mathbf{x}}$ . The graph signals in the Fourier domain are filtered by amplifying or attenuating the frequency components  $\Lambda$ .

**Spectral graph convolution.** Graph convolutional models propose different ways to filter signals. At the essence of these models is the spectral convolution, which is defined as the multiplication of signal  $\mathbf{x}$  with a filter  $g_\phi$  parameterized by  $\phi \in \mathbb{R}^n$  in the Fourier domain Defferrard et al. (2016):

$$g_\phi(\mathbf{L}) \star \mathbf{x} = \mathbf{U}g_\phi^*(\Lambda)\mathbf{U}^\top \mathbf{x} \quad (1)$$

where the parameter  $\phi$  is a vector of spectral filter coefficients. The filter  $g_\phi$  defines a smooth transformation function operating on the eigenvalues of  $\mathbf{L}$ , that is,  $g_\phi^*(\Lambda)$ . A commonly used filter is the polynomial filter:

$$g_\phi^*(\Lambda) = \sum_{k=0}^{\infty} \phi_k \Lambda^k \quad (2)$$

which can be approximated by a truncated expansion. A commonly adopted approximation is based on the Chebyshev polynomials  $T_k(\Lambda)$ , which are recursively defined as  $T_0(\Lambda) = \mathbf{I}_n$ ,  $T_1(\Lambda) = \Lambda$  and  $T_{k+1}(\Lambda) = 2\Lambda T_k(\Lambda) - T_{k-1}(\Lambda)$ . Using the Chebyshev polynomials up to the  $K$ -th order achieves the following approximation Hammond et al. (2011):

$$g_\phi^*(\Lambda) \approx \sum_{k=0}^K \phi_k T_k(\tilde{\Lambda}) \quad (3)$$

with a rescaled  $\tilde{\Lambda} = 2\Lambda/\lambda_n - \mathbf{I}_n$ , where  $\lambda_n$  is the largest eigenvalue of  $\mathbf{L}$ .

**Graph Convolutional Network (GCN).** A vanilla GCN is a first-order approximation of the spectral graph convolution with the Chebyshev polynomials Kipf and Welling (2016). Setting  $K = 1$ ,  $\phi_0 = 1$ ,  $\phi_1 = -1$  in Eq. (3) and approximating  $\lambda_n \approx 2$ , we obtain the convolution operation  $g_\phi(\mathbf{L}) \star \mathbf{x} = (\mathbf{I}_n + \mathbf{D}^{-1/2}\mathbf{A}\mathbf{D}^{-1/2})\mathbf{x}$ . We can replace matrix  $\mathbf{I}_n + \mathbf{D}^{-1/2}\mathbf{A}\mathbf{D}^{-1/2}$  with a normalized version  $\tilde{\mathbf{L}} = \tilde{\mathbf{D}}^{-1/2}\tilde{\mathbf{A}}\tilde{\mathbf{D}}^{-1/2}$  where  $\tilde{\mathbf{A}} = \mathbf{A} + \mathbf{I}_n$  and  $\tilde{\mathbf{D}} = \mathbf{D} + \mathbf{I}_n$ . This resembles the vanilla GCN layer with activation function  $\sigma$  and trainable network parameters  $\Theta$  for feature transformation:

$$\mathbf{H}^{(l+1)} = \sigma(\tilde{\mathbf{L}}\mathbf{H}^{(l)}\Theta^{(l)}) \quad (4)$$

where the signals from the previous layer  $\mathbf{H}^{(l)}$  is filtered to generate new signals  $\mathbf{H}^{(l+1)}$ . To unify the notations,  $\mathbf{H}^{(0)} = \mathbf{X}$  denotes the input node features, and  $\mathbf{Z} = \mathbf{H}^{(L)}$  denotes the output node embeddings of an  $L$ -layer GCN model.

### 3.2 Graph Spectral Attack

**Spectral distance.** Based on the aforementioned spectral perspective for understanding GCNs, we aim to generate edge perturbations that can disrupt the spectral filters the most when processing input signals on the graph. We measure the disruption by the changes in the eigenvalues of graph Laplacian, which we define as spectral distance.

As shown in Eq. (1), the spectral filters  $g_\phi^*(\Lambda)$  are the key in graph convolutions to encode graph signals that are transformed in the Fourier domain. The output of the spectral filters is then transformed back to the spatial domain to generate node embeddings. Therefore, perturbing the spectral filters  $g_\phi^*(\Lambda)$  will naturally affect the filtered graph signals and produce inaccurate node embeddings. To measure the changes of spectral filters, we define the spectral distance between the original graph  $G$  and the perturbed graph  $G'$  as:

$$\mathcal{D}_{\text{spectral}} = \|g_\phi^*(\Lambda) - g_{\phi'}^*(\Lambda')\|_2 \quad (5)$$

where  $\mathbf{\Lambda}$  and  $\mathbf{\Lambda}'$  are the eigenvalues of the normalized graph Laplacian for  $G$  and  $G'$  respectively. The spectral distance  $\mathcal{D}_{\text{spectral}}$  is determined by both filter parameters  $\phi$  and the frequency components  $\mathbf{\Lambda}$ . For graph embedding models based on the vanilla GCN Kipf and Welling (2016), we follow their design of spectral filters which uses the first-order approximation of the Chebyshev polynomials in Eq. (3) and sets  $\phi_0 = -\phi_1 = 1$ , which gives:

$$g_{\phi}^*(\mathbf{\Lambda}) \approx \phi_0 \mathbf{I}_0 + \phi_1 \mathbf{\Lambda} = \mathbf{I}_n - \mathbf{\Lambda} \quad (6)$$

Plugging it into Eq. (5), we conclude the following spectral distance which is only related to the eigenvalues of normalized graph Laplacian:

$$\mathcal{D}_{\text{spectral}} \approx \|(\mathbf{I}_n - \mathbf{\Lambda}) - (\mathbf{I}_n - \mathbf{\Lambda}')\|_2 = \|\mathbf{\Lambda} - \mathbf{\Lambda}'\|_2 \quad (7)$$

This spectral distance reflects the changes of spectral filters after perturbing the graph structure. Therefore, if we perturb the graph by directly maximizing the spectral distance, we can impose the most effective changes to graph filters and thus disrupt the generated node embeddings the most. Next, we introduce how to launch the graph structural attack based on the spectral distance in practice.

**Victim graph embedding model.** Without loss of generality, we consider the vanilla GCN model for the node classification task. Given a set of labeled nodes  $V_0 \subset V$ , where each node  $i$  belongs to a class in a label set  $y_i \in Y$ . The GCN model aims to learn a function  $f_{\theta}$  that maps each node to a class. We consider the commonly studied transductive learning setting, where the test (unlabeled) nodes with associated features and edges are observed in the training phase. The GCN model is trained by minimizing the following loss function:

$$\min_{\theta} \mathcal{L}_{\text{train}}(f_{\theta}(G)) = \sum_{v_i \in V_0} \ell(f_{\theta}(\mathbf{A}, \mathbf{X})_i, y_i)$$

where  $f_{\theta}(\mathbf{X}, \mathbf{A})_i$  and  $y_i$  are the predicted and ground-truth labels of node  $v_i$  and  $\ell(\cdot, \cdot)$  is a loss function of choice, such as the cross entropy loss.

**Attack setting.** The attacker's goal is to increase the misclassification rate of the graph embedding model on the node classification task. We consider the global attack that reduces the overall classification performance on all testing nodes, and the attacker can only add or remove edges under a budget constraint, e.g.,  $\|\mathbf{\Delta}\|_0 \leq \epsilon$ . We study the white-box setting where the attacker has full knowledge about the embedding model  $f_{\theta}$ .

**Spectral attack model.** We have shown that the changes of the spectral filters are essential for attackers to disrupt graph convolutions, thus we propose to maximize the spectral distance between the original graph and the perturbed one. In the meanwhile, maximizing the task-specific attack objective is necessary to achieve the attack's goal to compromise the prediction performance. In order to generate edge perturbations that lead to both disrupted spectral filters and erroneous classifications, we propose to maximize the spectral distance and task-specific attack objective simultaneously. Specifically, given the test node-set  $V_t \subset V$ , the attack model aims to find the edge perturbation  $\mathbf{\Delta}$  that solves the following optimization problem:

$$\begin{aligned} \max_{\mathbf{\Delta}} \quad & \underbrace{\sum_{v_i \in V_t} \ell_{\text{atk}}(f_{\theta^*}(\mathbf{A} + \mathbf{\Delta}, \mathbf{X})_i, y_i)}_{\text{task-specific attack objective } \mathcal{L}_{\text{attack}}} + \beta \cdot \underbrace{\|\mathbf{\Lambda} - \mathbf{\Lambda}'\|_2}_{\text{spectral distance } \mathcal{D}_{\text{spectral}}} \\ \text{s.t.} \quad & \|\mathbf{\Delta}\|_0 \leq \epsilon \\ & \mathbf{U}' \mathbf{\Lambda}' \mathbf{U}'^{\top} = \mathbf{L}' = \mathcal{L}_{\text{Laplacian}}(\mathbf{A} + \mathbf{\Delta}) \\ & \theta^* = \arg \min_{\theta} \mathcal{L}_{\text{train}}(f_{\theta}(\hat{G})) \end{aligned} \quad (8)$$

where the third constraint controls when to apply the attack: setting  $\hat{G} = G$  makes it an evasion attack, so that the graph embedding model training is not affected; and setting  $\hat{G} = G'$  makes it poisoning attack with perturbed training data. The attack objective  $\mathcal{L}_{\text{attack}}$  is a flexible placeholder that can adapt to many loss designs, for a simple example, the cross-entropy loss on test nodes. The hyper-parameter  $\beta$  balances the effect of these two components, which is set based on graph properties such as edge density. We will discuss the choices of attack objective and hyper-parameters in the experiment section.

To solve the optimization problem, the immediate questions are: 1) how to back-propagate the gradient on  $\mathcal{D}_{\text{spectral}}$  with respect to  $\Delta$  which involves an operation on eigen-decomposition; 2) how to search for valid edge perturbation  $\Delta$ , in a sense that we cannot remove nonexistent edges or add already existing edges, based on the continuous gradient. Next, we introduce our solutions to tackle these challenges respectively.

**Gradient on the spectral distance  $\mathcal{D}_{\text{spectral}}$ .** Note that the spectral distance is a function of  $\Delta$ . Applying chain rule, we calculate the gradient with respect to  $\Delta$  as follows:

$$\frac{\partial \mathcal{D}_{\text{spectral}}}{\partial \Delta_{ij}} = \sum_{k=1}^n \frac{\partial \|\Lambda - \Lambda'\|_2}{\partial \lambda'_k} \sum_{p=1}^n \sum_{q=1}^n \frac{\partial \lambda'_k}{\partial \mathbf{L}'_{pq}} \frac{\partial \mathbf{L}'_{pq}}{\partial \Delta_{ij}} \quad (9)$$

We now focus on the gradient calculation that involves eigen-decomposition. Since the gradient calculation on the rest is straightforward, we leave it to the appendix. The eigenvalue perturbation theory Rellich and Berkowitz (1969) shows that for a real and symmetric matrix  $\mathbf{L}$ , one can obtain the derivatives of its eigenvalue  $\lambda_k$  and eigenvector  $\mathbf{u}_k$  by:  $\partial \lambda_k / \partial \mathbf{L} = \mathbf{u}_k \mathbf{u}_k^\top$ ,  $\partial \mathbf{u}_k / \partial \mathbf{L} = (\lambda_k \mathbf{I} - \mathbf{L})^+ \mathbf{u}_k$  Rogers (1970); Magnus (1985). Therefore, we can directly obtain the closed-form derivative of the eigenvalues in E.q (9) as:  $\partial \lambda'_k / \partial \mathbf{L}'_{pq} = \mathbf{u}'_{kp} \mathbf{u}'_{kq}$ . Note that the derivative calculation requires distinct eigenvalues. This does not hold for graphs satisfying *automorphism*, which reflects structural symmetry of graphs Godsil (1981). To avoid such cases, we empirically add a small noise term to the adjacency matrix of the perturbed graph<sup>1</sup>, e.g.,  $\mathbf{A}' + \varepsilon \times (\mathbf{N} + \mathbf{N}^\top)/2$ , where  $\mathbf{N}$  is the noise matrix with each entry sampled from a uniform distribution  $\mathcal{U}(0, 1)$  and  $\varepsilon$  is a very small constant. Such a noise addition will almost surely break the graph automorphism, thus enabling a valid gradient calculation of eigenvalues.

**Reparameterization of the edge perturbation  $\Delta$ .** To generate valid edge perturbations, we first define a binary perturbation matrix  $\mathbf{B} \in \{0, 1\}^{n \times n}$  to indicate whether or not to flip an edge in  $G$ . The new adjacency matrix after the perturbation is then obtained as follows Xu et al. (2019):

$$\mathbf{A}' = \mathbf{A} + \mathbf{C} \circ \mathbf{B}, \quad \mathbf{C} = \bar{\mathbf{A}} - \mathbf{A}$$

where  $\bar{\mathbf{A}}$  is the complement matrix of the adjacency matrix  $\mathbf{A}$ , calculated by  $\bar{\mathbf{A}} = \mathbf{1}_n \mathbf{1}_n^\top - \mathbf{I}_n - \mathbf{A}$ , with  $\mathbf{1}_n$  being an all-one vector, and  $(\mathbf{1}_n \mathbf{1}_n^\top - \mathbf{I}_n)$  denotes the fully-connected graph without self loops. Therefore,  $\mathbf{C} = \bar{\mathbf{A}} - \mathbf{A}$  denotes legitimate addition or deletion operations on each node pair: adding edge is allowed between node  $i$  and  $j$  if  $\mathbf{C}_{ij} = 1$ , and removing edge is allowed if  $\mathbf{C}_{ij} = -1$ . Taking the Hadamard product  $\mathbf{C} \circ \mathbf{B}$  finally gives valid edge perturbations to the graph. Plugging the reparameterized edge perturbation  $\Delta = \mathbf{C} \circ \mathbf{B}$  to Eq. (8), we change the optimization variable from  $\Delta$  to the binary perturbation matrix  $\mathbf{B}$ .

Searching for the binary perturbation matrix  $\mathbf{B}$  is a combinatorial optimization problem, and thus we relax  $\mathbf{B} \in \{0, 1\}^{n \times n}$  to its convex hull  $\tilde{\mathbf{B}} \in [0, 1]^{n \times n}$ . Solving the relaxed problem gives us the gradient on each entry of  $\tilde{\mathbf{B}}$ , and then we generate a near-optimal binary solution via the randomization sampling strategy Xu et al. (2019), which treats the obtained gradient as a probabilistic vector to sample the binary assignments.

1. The form of  $(\mathbf{N} + \mathbf{N}^\top)/2$  is to keep the perturbed adjacency matrix symmetric for undirected graphs.

Table 1: Dataset statistics.  $D$  is the node feature dimension (“-” means no node feature).  $K$  is the number of classes.

| Dataset     | #Node | #Edge   | Density | D    | K |
|-------------|-------|---------|---------|------|---|
| Cora        | 2,708 | 5,278   | 0.0014  | 1433 | 7 |
| Citeseer    | 3,312 | 4,536   | 0.0008  | 3703 | 6 |
| Polblogs    | 1,490 | 16,715  | 0.015   | -    | 2 |
| Blogcatalog | 5,196 | 171,743 | 0.013   | 8189 | 6 |

Table 2: Misclassification rate (%) with 5% perturbed edges for evasion attack.

| Attack              | Cora  | Citeseer | Polblogs | Blogcatalog |
|---------------------|-------|----------|----------|-------------|
| Clean               | 0.184 | 0.295    | 0.128    | 0.276       |
| Random              | 0.189 | 0.301    | 0.153    | 0.280       |
| DICE                | 0.205 | 0.308    | 0.202    | 0.329       |
| PGD-CE              | 0.237 | 0.349    | 0.167    | 0.441       |
| <b>SPAC-CE</b>      | 0.255 | 0.352    | 0.188    | 0.458       |
| PGD-C&W             | 0.249 | 0.388    | 0.216    | 0.447       |
| <b>SPAC-C&amp;W</b> | 0.260 | 0.395    | 0.229    | 0.464       |

### 3.3 Discussion

Our spectral attack is based on the fact that the spectral filters are the fundamental building block for graph convolutions to process graph signals in the Fourier domain. Therefore, searching the graph perturbation in the direction that causes the most changes in the spectral filters, measured by eigenvalues of graph Laplacian, is expected to best disrupt graph convolutions. This is also supported by some recent theoretical evidences in the field.

Some recent literature has shown that the stability of GCN models is closely related to the eigenvalues of the graph Laplacian. For example, it is proved that the generalization gap of a single layer GCN model  $f_\theta$  trained via  $T$ -step SGD is  $\mathcal{O}(\lambda_n^{2T})$ , where  $\lambda_n$  is the largest eigenvalue of graph Laplacian Verma and Zhang (2019). Meanwhile, Weinberger et al. (2007) proved that a generalization estimate is *inversely* proportional to the second smallest eigenvalue of the graph Laplacian  $\lambda_2$ . These findings suggest that manipulating the graph by perturbing the eigenvalues could potentially aggravate the generalization gap of GCN, causing a larger generalization error.

## 4. Experiments

We performed comparative evaluations of the proposed spectral attack on four popularly used graph datasets, where we observed remarkable improvements in the attack success rate. This section summarizes our experiment setup, performance on both evasion and poisoning attacks, and qualitative analysis on the perturbed graphs to study the effect of the spectral attack.

### 4.1 Setup

**Datasets.** We evaluated the proposed attack on two citation network benchmark datasets, Cora McCallum et al. (2000) and Citeseer Sen et al. (2008), as well as two social network datasets, Polblogs

Table 3: Misclassification rate (%) with 5% perturbed edges for poisoning attack.

| Attack            | Cora  | Citeseer | Polblogs | Blogcatalog |
|-------------------|-------|----------|----------|-------------|
| Clean             | 0.184 | 0.295    | 0.128    | 0.276       |
| Random            | 0.189 | 0.309    | 0.126    | 0.306       |
| DICE              | 0.207 | 0.310    | 0.246    | 0.306       |
| Max-Min           | 0.240 | 0.359    | 0.167    | 0.489       |
| <b>SPAC-Min</b>   | 0.255 | 0.375    | 0.188    | 0.504       |
| Meta-Train        | 0.290 | 0.392    | 0.274    | 0.360       |
| <b>SPAC-Train</b> | 0.285 | 0.412    | 0.298    | 0.377       |
| Meta-Self         | 0.427 | 0.499    | 0.478    | 0.590       |
| <b>SPAC-Self</b>  | 0.489 | 0.508    | 0.472    | 0.599       |

Adamic and Glance (2005) and Blogcatalog Rossi and Ahmed (2015). Table 1 summarizes the statistics of these datasets. We followed the transductive semi-supervised node classification setup in Kipf and Welling (2016), where only 20 sampled nodes per class were used for training, but the features and edges of all nodes were visible to the attacker during the training stage. The predictive accuracy of the trained classifier was evaluated on 1000 randomly selected test nodes. The evasion attacker can query the trained classifier, but cannot access the training nodes; the poisoning attacker can observe the training nodes, but cannot access the labels of the test nodes.

**Victim model.** We used a two-layer GCN as the victim classifier. The hidden dimension for the first layer was set to 64; and for the second layer, it was set as the number of classes  $K$  on each dataset. We applied  $L_2$  regularization with  $\lambda = 0.0005$  following Veličković et al. (2017), and set it to  $\lambda = 0$  for Polblogs data to cope with the small training set size with only 40 examples.

**Baseline attacks.** We compared the proposed attack model SPAC against five baselines<sup>2</sup>: 1) **PGD-CE** (Xu et al., 2019) is an *evasion* attack which maximizes the cross-entropy (CE) loss on the test nodes via projected gradient descent (PGD) algorithm (Madry et al., 2017) to generate edge perturbations; 2) **PGD-C&W** (Xu et al., 2019) is an *evasion* attack which perturbs edges by minimizing the C&W score, which is the margin between the largest and the second-largest prediction score, defined by Carlini-Wagner attack (Carlini and Wagner, 2017); 3) **Max-Min** (Xu et al., 2019) is a *poisoning* attack, which solves the bi-level optimization problem by iteratively generating structural perturbation (to maximize the cross-entropy loss) and retraining a surrogate victim model on the perturbed graph (to minimize the loss); 4) **Meta-Train** (Zügner and Günnemann, 2019) is a *poisoning* attack which uses meta-gradients on the perturbation matrix to maximize the training classification loss; 5) **Meta-Self** (Zügner and Günnemann, 2019) is a *poisoning* attack that extends Meta-Train to maximize the self-training loss on test nodes using the predicted labels; 6) **DICE** (Waniek et al., 2018) searches for perturbations via a heuristic to delete edges internally and connect nodes externally across class clusters, which can serve for both *evasion* and *poisoning* attack; 7) **Random** is the most naive strategy to attack the graph structure by randomly flip the edges.

**Variants of SPAC.** The proposed spectral attack is a flexible framework that can adapt to different task-specific attack objectives  $\ell_{\text{atk}}$  in Eq. (8). Adopting the objective designs from the baselines generates the following variants: 1) **SPAC-CE** uses the cross-entropy loss for an evasion attack; 2) **SPAC-C&W** adopts the *negative* C&W score for an *evasion* attack; 3) **SPAC-Min** extends Max-Min by maximizing the loss as in SPAC-CE for poisoning attack; 4) **SPAC-Train** includes the spectral distance to Meta-Train for the meta-gradient calculation; 5) **SPAC-Self** enhances the loss

2. We conducted the comparative experiment using DeepRobust Library Li et al. (2020).



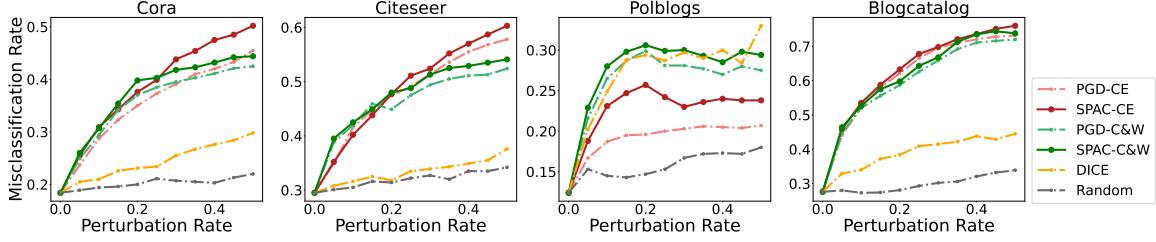


Figure 1: Misclassification rate under different perturbation rates for evasion attack.

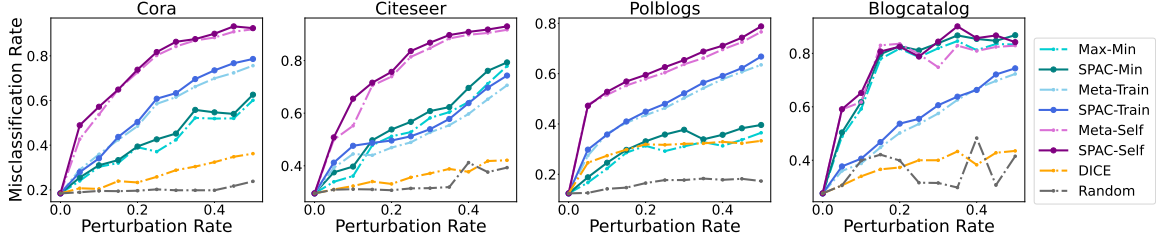


Figure 2: Misclassification rate under different perturbation rates for poisoning attack.

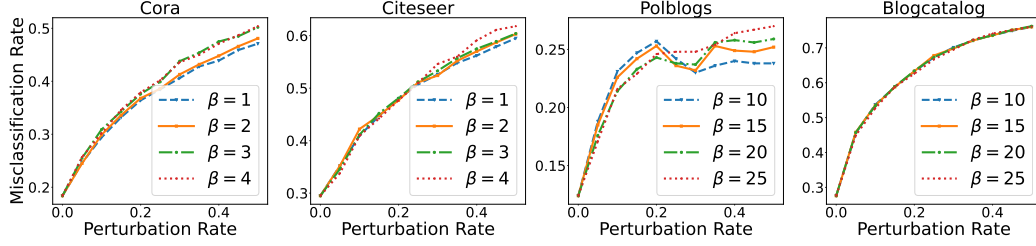
of Meta-Train by the spectral distance. The detailed objective for each variant is summarized in the appendix.

**Hyper-parameters.** The hyper-parameter  $\beta$  controls the weight of the spectral distance in the overall attack objective. Since the spectrum reflects the global property of the graph, the weight should be tuned based on graph statistics. Empirically we find that setting  $\beta$  proportional to the density of graph is effective. Specifically, according to the density of each dataset listed in Table 1, we set  $\beta = 1.4$  for Cora network,  $\beta = 0.8$  for Citeseer,  $\beta = 13.0$  for Blogcatalog, and  $\beta = 15.0$  for Polblogs. All experiments were conducted on RTX2080Ti GPUs.

## 4.2 Evasion Attack Results

In the evasion attack setting, we first trained a GCN classifier on the small training set  $V_0$  with the clean graph  $\hat{\mathcal{G}} = \mathcal{G}$ . Then the classifier was fixed, and the attackers generated edge perturbations based on the classifier’s predictions on the test nodes. Following Xu et al. (2019), for attacks using cross-entropy loss, we set a learning rate  $r = 200/\sqrt{t+1}$  adapted with step  $t$ ; for attacks using C&W score, we set a learning rate  $r = 0.5/\sqrt{t+1}$ .

Table 2 summarizes the misclassification rates of these attacks under a 5% perturbation rate, which allows 5% edges to be perturbed. An extensive comparison with different perturbation rates is provided in Figure 1, where the solid lines with darker color denote SPAC variants which are equipped with the spectral distance while the dashed lines with lighter color represent baseline attacks. First, randomly flipping edges (Random) or perturbing edges by simple heuristics (DICE) cannot effectively influence the classifier’s overall performance. This suggests that the classifier’s output is important to discover its vulnerability. Second, SPAC-CE and SPAC-C&W stand in stark contrast to PGD-CE and PGD-C&W: we can observe a remarkable improvement introduced by SPAC in the misclassification rate, especially on Polblogs data with higher density. This shows the effectiveness of the proposed attack principle based on the spectral distance, which reveals the essence of vulnerability in graph convolutions. The evasion attack results confirm that maximizing


 Figure 3: Misclassification rate with different  $\beta$  under SPAC-CE evasion attack.

the spectral distance can considerably disrupt the trained classifier by changing the graph frequencies in the Fourier domain and invalidating the spectral filters.

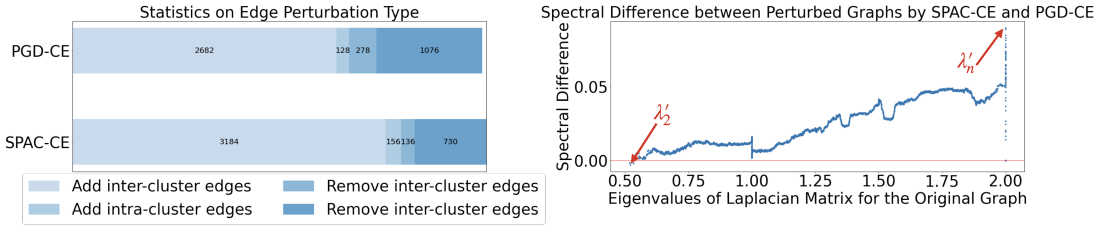


Figure 4: Qualitative analysis on spatial edge changes and spectral eigenvalue changes between SPAC-CE and PGD-CE.

### 4.3 Poisoning Attack Results

In the poisoning attack setting, we can only indirectly affect the classifier by perturbing the training graph structure. We generated the edge perturbations while a surrogate GCN model was iteratively retrained on the perturbed graph. We then used the poisoned structure to train the victim GCN model and reported its misclassification rate on test nodes in a clean graph. The Max-Min attack only utilizes the classification loss on training nodes to perturb the graph without querying test nodes, as it expects such perturbations can transfer to test nodes. The Meta-Train attack is also based on the training nodes but calculates the meta-gradient to capture the change of loss after retraining the GCN model. The Meta-Self attack instead does not use the training nodes, but only queries CGN’s prediction scores on test nodes.

The results of poisoning attacks are summarized in Table 3 and Figure 2. Among baselines, the Meta-Self attack is shown to be the most effective attack, which is expected, because the current semi-supervised setting provides a much larger set of unlabeled nodes that can be fully used by Meta-Self. Overall, our spectral distance based attacks still brought in a clear improvement to the misclassification rate across different datasets and attack methods.

### 4.4 Effect of Spectral Distance Regularization

Given the empirical effectiveness of the proposed attack strategy, we now show that the attack performance is stable with respect to the hyper-parameter  $\beta$ . We also illustrate the effect that maximizing the spectral distance brings to the attackers’ behaviors.

**Sensitivity study on hyper-parameter  $\beta$ .** Figure 3 shows the performance of SPAC-CE under different settings of the coefficient parameter  $\beta$ . Recall that we set  $\beta$  based on the density of graphs, which is close to the value denoted by the orange line in Figure 3. We can clearly observe that

different  $\beta$  values lead to rather stable performance, which suggests the spectral distance term can be applied to real applications without the requirement of tedious hyper-parameter tuning.

**Qualitative analysis of the spectral distance and edge perturbation.** We are interested in investigating how the changes of the graph in the Fourier domain affect its spatial structure. To serve this purpose, we compared the output of the perturbed graphs from SPAC-CE and PGD-CE on Cora. The left part of Figure 4 counts the number of different types of edge perturbations, where “inter-cluster” edges are those connecting nodes with different class labels and “intra-cluster” edges connect nodes with the same class label. The right part plots the difference between eigenvalues of the normalized Laplacian matrix for the graph perturbed by SPAC-CE and the graph perturbed by PGD-CE. The x-axis shows the eigenvalues of the original graph. We observe that SPAC-CE perturbed graph in a direction leading to larger eigenvalues, compared with PGD-CE. This spectral difference in the Fourier domain is also reflected in the spatial domain: 1) more edges are added than removed; 2) specifically, more inter-cluster edges were added while fewer inter-cluster edges were removed. This shows that maximizing the spectral distance can modify the global connectivity of the graph: for example on Cora, SPAC-CE strengthened the connectivity between different clusters to confuse the classifier. Another finding is that SPAC-CE can decrease the small eigenvalues (e.g.,  $\lambda_2$ ) and increase the largest eigenvalues (e.g.,  $\lambda_n$ ), which resonates with the stability analysis of GCN discussed in the method section: our spectral attack may aggravate the generalization gap of GCN models, thus causing a larger error on test nodes.

## 5. Conclusion

In this paper, we propose a novel graph structural attack strategy by maximizing the spectral distance between the original and the perturbed graphs. The design is motivated by the spectral perspective for understanding GCNs. Our experiments demonstrated the effectiveness of this new direction, and our qualitative study suggested that the proposed spectral attack tends to modify the global connectivity of a graph and enlarge the generalization gap of GCN models. Currently, we focused on perturbing the eigenvalues of graph Laplacian, without controlling the eigenvectors. As the eigenvectors also play an important role in the spectral filters, it is important to expand our scope to manipulate eigenvectors for improved effectiveness. Since the spectral distance is model-agnostic, applying it to attack a broader group of graph embedding models will also be interesting to study the fundamental vulnerability of the graph structure.

## Acknowledgments

This paper is based upon the work supported by the National Science Foundation under grant IIS-1553568, IIS-1718216 and IIS-2007492.

## Appendix A. Gradient Calculation of the Spectral Distance

We list the detailed gradient calculation of the spectral distance term with eigen-decomposition. Recall that we obtain the following form via the chain rule:

$$\frac{\partial \mathcal{D}_{\text{spectral}}}{\partial \Delta_{ij}} = \sum_{k=1}^n \frac{\partial \|\Lambda - \Lambda'\|_2}{\partial \lambda'_k} \sum_{p=1}^n \sum_{q=1}^n \frac{\partial \lambda'_k}{\partial \mathbf{L}'_{pq}} \frac{\partial \mathbf{L}'_{pq}}{\partial \Delta_{ij}}$$

Here is the detailed calculation of each component:

$$\frac{\partial \|\mathbf{A} - \mathbf{A}'\|_2}{\partial \lambda'_k} = \frac{\lambda'_k - \lambda_k}{\|\mathbf{A} - \mathbf{A}'\|_2}, \quad \frac{\partial \lambda'_k}{\partial \mathbf{L}'_{pq}} = \mathbf{u}'_{kp} \mathbf{u}'_{kq}, \quad \frac{\partial \mathbf{L}'_{pq}}{\partial \Delta_{ij}} = \frac{1}{2\sqrt{d'_p d'_q}} (\mathbb{1}_{i=p} \frac{\mathbf{A}'_{pq}}{d'_p} + \mathbb{1}_{j=q} \frac{\mathbf{A}'_{pq}}{d'_p} - 2\mathbb{1}_{i=p, j=q})$$

where  $d'_p$  is the degree on node  $p$  of the perturbed graph:  $d'_p = \sum_{k=1}^n \mathbf{A}'_{kp}$ , and similarly  $d'_q = \sum_{k=1}^n \mathbf{A}'_{kq}$ . Meanwhile,  $\mathbf{A}'$  is the adjacency matrix of the perturbed graph:  $\mathbf{A}' = \mathbf{A} + \Delta$ . The indication function  $\mathbb{1}_{\text{condition}}$  is 1 if the condition is true, otherwise it is 0.

## Appendix B. Attack Objectives for SPAC Variants

We list the attack objectives for different variants of SPAC. Recall that the complete attack objective for SPAC is shown in Eq. (8), which consists of a task-specific attack objective  $\mathcal{L}_{\text{attack}}$  and the proposed spectral distance  $\mathcal{D}_{\text{spectral}}$ . We denote the training node set as  $V_0$  and test node set as  $V_t$ . Different choices of  $\mathcal{L}_{\text{attack}}$  result in the following variants.

**SPAC-CE** maximizes the *cross-entropy* loss on the target *test nodes* for *evasion* attack:

$$\mathcal{L}_{\text{attack}} = \sum_{v_i \in V_t} \text{crossEntropy}(f_{\theta}(\mathbf{A} + \Delta, \mathbf{X})_i, y_i)$$

**SPAC-C&W** maximizes the *negative* C&W *score* on the target test nodes for *evasion* attack:

$$\mathcal{L}_{\text{attack}} = - \sum_{v_i \in V_t} \max\{Z_{i, y_i} - \max_{c \neq y_i} Z_{i, c} - \kappa\}$$

where  $Z_{i, c}$  denotes the prediction logit on label  $c$ , and  $\kappa \geq 0$  is a confidence level of making wrong decisions. Intuitively, the C&W score evaluates how good the model can differentiate the prediction on the ground-truth label and on the label with the (second) highest likelihood. So the attack aims to confuse the model by maximizing the negative C&W score.

**SPAC-Min** maximizes the *cross-entropy* loss on the target *test nodes*, while a surrogate model  $f_{\theta'}$  is iteratively trained on the perturbed graph for *poisoning* attack:

$$\mathcal{L}_{\text{attack}} = \sum_{v_i \in V_t} \text{crossEntropy}(f_{\theta'}(\mathbf{A} + \Delta, \mathbf{X})_i, y_i)$$

**SPAC-Train** maximizes the *cross-entropy* loss on labeled *training nodes*, arguing that if a model has a high training error, it is likely to generalize poorly:

$$\mathcal{L}_{\text{attack}} = \sum_{v_i \in V_0} \text{crossEntropy}(f_{\theta'}(\mathbf{A} + \Delta, \mathbf{X})_i, y_i)$$

**SPAC-Self** maximizes the *cross-entropy* loss on unlabeled *test nodes* which are assigned pseudo labels predicted by the model trained on the clean graph:

$$\mathcal{L}_{\text{attack}} = \sum_{v_i \in V_t} \text{crossEntropy}(f_{\theta'}(\mathbf{A} + \Delta, \mathbf{X})_i, \hat{y}_i)$$

where  $\hat{y}_i$  is the predicted label from the model trained on the clean graph  $f_{\theta}$ .

## References

Lada A Adamic and Natalie Glance. The political blogosphere and the 2004 us election: divided they blog. In *Proceedings of the 3rd international workshop on Link discovery*, pages 36–43, 2005.

- Aleksandar Bojchevski and Stephan Günnemann. Adversarial attacks on node embeddings via graph poisoning. In *International Conference on Machine Learning*, pages 695–704. PMLR, 2019.
- Nicholas Carlini and David Wagner. Towards evaluating the robustness of neural networks. In *2017 IEEE Symposium on Security and Privacy (SP)*, pages 39–57. IEEE, 2017.
- Heng Chang, Yu Rong, Tingyang Xu, Wenbing Huang, Honglei Zhang, Peng Cui, Wenwu Zhu, and Junzhou Huang. The general black-box attack method for graph neural networks. *arXiv preprint arXiv:1908.01297*, 2019.
- Jinyin Chen, Yangyang Wu, Xuanheng Xu, Yixian Chen, Haibin Zheng, and Qi Xuan. Fast gradient attack on network embedding. *arXiv preprint arXiv:1809.02797*, 2018.
- Fan RK Chung and Fan Chung Graham. *Spectral graph theory*. Number 92. American Mathematical Soc., 1997.
- Hanjun Dai, Hui Li, Tian Tian, Xin Huang, Lin Wang, Jun Zhu, and Le Song. Adversarial attack on graph structured data. *arXiv preprint arXiv:1806.02371*, 2018.
- Michaël Defferrard, Xavier Bresson, and Pierre Vandergheynst. Convolutional neural networks on graphs with fast localized spectral filtering. *Advances in neural information processing systems*, 29: 3844–3852, 2016.
- Xiaowen Dong, Dorina Thanou, Laura Toni, Michael Bronstein, and Pascal Frossard. Graph signal processing for machine learning: A review and new perspectives. *IEEE Signal Processing Magazine*, 37(6):117–127, 2020.
- Chris D Godsil. On the full automorphism group of a graph. *Combinatorica*, 1(3):243–256, 1981.
- David K Hammond, Pierre Vandergheynst, and Rémi Gribonval. Wavelets on graphs via spectral graph theory. *Applied and Computational Harmonic Analysis*, 30(2):129–150, 2011.
- Wei Jin, Yaxin Li, Han Xu, Yiqi Wang, and Jiliang Tang. Adversarial attacks and defenses on graphs: A review and empirical study. *arXiv preprint arXiv:2003.00653*, 2020.
- Henry Kenlay, Dorina Thanou, and Xiaowen Dong. On the stability of polynomial spectral graph filters. In *ICASSP 2020-2020 IEEE International Conference on Acoustics, Speech and Signal Processing (ICASSP)*, pages 5350–5354. IEEE, 2020.
- Henry Kenlay, Dorina Thanou, and Xiaowen Dong. Interpretable stability bounds for spectral graph filters. *arXiv preprint arXiv:2102.09587*, 2021.
- Thomas N Kipf and Max Welling. Semi-supervised classification with graph convolutional networks. *arXiv preprint arXiv:1609.02907*, 2016.
- Ron Levie, Elvin Isufi, and Gitta Kutyniok. On the transferability of spectral graph filters. In *2019 13th International conference on Sampling Theory and Applications (SampTA)*, pages 1–5. IEEE, 2019.
- Jintang Li, Tao Xie, Chen Liang, Fenfang Xie, Xiangnan He, and Zibin Zheng. Adversarial attack on large scale graph. *IEEE Transactions on Knowledge and Data Engineering*, 2021.
- Yaxin Li, Wei Jin, Han Xu, and Jiliang Tang. Deeprobust: A pytorch library for adversarial attacks and defenses. *arXiv preprint arXiv:2005.06149*, 2020.
- Jiaqi Ma, Shuangrui Ding, and Qiaozhu Mei. Towards more practical adversarial attacks on graph neural networks. *Advances in Neural Information Processing Systems*, 33, 2020.

- Yao Ma, Suhan Wang, Tyler Derr, Lingfei Wu, and Jiliang Tang. Attacking graph convolutional networks via rewiring. *arXiv preprint arXiv:1906.03750*, 2019.
- Aleksander Madry, Aleksandar Makelov, Ludwig Schmidt, Dimitris Tsipras, and Adrian Vladu. Towards deep learning models resistant to adversarial attacks. *arXiv preprint arXiv:1706.06083*, 2017.
- Jan R Magnus. On differentiating eigenvalues and eigenvectors. *Econometric theory*, 1(2):179–191, 1985.
- Andrew Kachites McCallum, Kamal Nigam, Jason Rennie, and Kristie Seymore. Automating the construction of internet portals with machine learning. *Information Retrieval*, 3(2):127–163, 2000.
- Bryan Perozzi, Rami Al-Rfou, and Steven Skiena. Deepwalk: Online learning of social representations. In *Proceedings of the 20th ACM SIGKDD international conference on Knowledge discovery and data mining*, pages 701–710, 2014.
- Mrigank Raman, Aaron Chan, Siddhant Agarwal, Peifeng Wang, Hansen Wang, Sungchul Kim, Ryan Rossi, Handong Zhao, Nedim Lipka, and Xiang Ren. Learning to deceive knowledge graph augmented models via targeted perturbation. *arXiv preprint arXiv:2010.12872*, 2020.
- Arianna Rampini, Franco Pestarini, Luca Cosmo, Simone Melzi, and Emanuele Rodolà. Universal spectral adversarial attacks for deformable shapes. *arXiv preprint arXiv:2104.03356*, 2021.
- Franz Rellich and Joseph Berkowitz. *Perturbation theory of eigenvalue problems*. CRC Press, 1969.
- Lynn C Rogers. Derivatives of eigenvalues and eigenvectors. *AIAA journal*, 8(5):943–944, 1970.
- Ryan Rossi and Nesreen Ahmed. The network data repository with interactive graph analytics and visualization. In *Proceedings of the AAAI Conference on Artificial Intelligence*, volume 29, 2015.
- Aliaksei Sandryhaila and José MF Moura. Discrete signal processing on graphs: Graph fourier transform. In *2013 IEEE International Conference on Acoustics, Speech and Signal Processing*, pages 6167–6170. IEEE, 2013.
- Prithviraj Sen, Galileo Namata, Mustafa Bilgic, Lise Getoor, Brian Galligher, and Tina Eliassi-Rad. Collective classification in network data. *AI magazine*, 29(3):93–93, 2008.
- Gilbert W Stewart. *Matrix perturbation theory*. 1990.
- Petar Veličković, Guillem Cucurull, Arantxa Casanova, Adriana Romero, Pietro Lio, and Yoshua Bengio. Graph attention networks. *arXiv preprint arXiv:1710.10903*, 2017.
- Saurabh Verma and Zhi-Li Zhang. Stability and generalization of graph convolutional neural networks. In *Proceedings of the 25th ACM SIGKDD International Conference on Knowledge Discovery & Data Mining*, pages 1539–1548, 2019.
- Binghui Wang, Tianxiang Zhou, Minhua Lin, Pan Zhou, Ang Li, Meng Pang, Cai Fu, Hai Li, and Yiran Chen. Evasion attacks to graph neural networks via influence function. *arXiv preprint arXiv:2009.00203*, 2020.
- Marcin Waniek, Tomasz P Michalak, Michael J Wooldridge, and Talal Rahwan. Hiding individuals and communities in a social network. *Nature Human Behaviour*, 2(2):139–147, 2018.
- Kilian Q Weinberger, Fei Sha, Qihui Zhu, and Lawrence K Saul. Graph laplacian regularization for large-scale semidefinite programming. In *Advances in neural information processing systems*, pages 1489–1496, 2007.

Huijun Wu, Chen Wang, Yuriy Tyshetskiy, Andrew Docherty, Kai Lu, and Liming Zhu. Adversarial examples on graph data: Deep insights into attack and defense. *arXiv preprint arXiv:1903.01610*, 2019.

Kaidi Xu, Hongge Chen, Sijia Liu, Pin-Yu Chen, Tsui-Wei Weng, Mingyi Hong, and Xue Lin. Topology attack and defense for graph neural networks: An optimization perspective. *arXiv preprint arXiv:1906.04214*, 2019.

Daniel Zügner and Stephan Günnemann. Adversarial attacks on graph neural networks via meta learning. *arXiv preprint arXiv:1902.08412*, 2019.

Daniel Zügner, Amir Akbarnejad, and Stephan Günnemann. Adversarial attacks on neural networks for graph data. In *Proceedings of the 24th ACM SIGKDD International Conference on Knowledge Discovery & Data Mining*, pages 2847–2856, 2018.