

Minimum Description Length Recurrent Neural Networks

Nur Lan^{1,2}, Michal Geyer², Emmanuel Chemla^{1,3,*}, Roni Katzir^{2,*}

¹Ecole Normale Supérieure

²Tel Aviv University

³EHESS, PSL University, CNRS

{nlan, chemla}@ens.fr

michalgeyer@mail.tau.ac.il

rkatzir@tauex.tau.ac.il

Abstract

We train neural networks to optimize a Minimum Description Length score, i.e., to balance between the complexity of the network and its accuracy at a task. We show that networks trained with this objective function master tasks involving memory challenges such as counting, including cases that go beyond context-free languages. These learners master grammars for, e.g., $a^n b^n$, $a^n b^n c^n$, $a^n b^{2n}$, and $a^n b^m c^{n+m}$, and they perform addition. They do so with 100% accuracy, sometimes also with 100% confidence. The networks are also small and their inner workings are transparent. We thus provide formal proofs that their perfect accuracy holds not only on a given test set, but for any input sequence.

1 Introduction

A successful learning system is one that makes appropriate generalizations, ideally from as small as possible a training corpus. Neural networks have shown impressive results across a wide range of domains, including linguistics, computer vision, and many more. However, they still face some challenges that would need to be addressed.

First, they tend to overfit the learning data. To avoid this, they require external measures to control their own tendency for memorization (such as regularization) as well as very large training corpora. Second, even when successful, they tend to produce non-categorical results. That is, they output very high probabilities to target responses, but never 100%. Third, these networks are often very big, and it is generally very hard to inspect a given network and determine what it is that it actually knows (though see [Lakretz et al., 2019](#) for a recent successful attempt to probe this knowledge in the context of linguistics).

Some of the challenges above arise from the reliance of common connectionist approaches on backpropagation as a training method, which keeps the neural architecture itself constant throughout the search. The chosen architecture must therefore be large enough to capture the given task, and it is natural to overshoot in terms of size. Furthermore, and more obviously, it must allow for derivable operations to be applied, which prevents certain categorical patterns to be even expressible.

In this paper, we propose to investigate a training method which differs from common approaches in that its goal is to optimize Minimum Description Length (MDL; [Rissanen, 1978](#)). In essence, this amounts to minimizing error as usual, while at the same time trying to minimize the size of the network (a similar pressure to a Bayesian size prior). As a result, the architecture itself can evolve during learning and typically can decrease in size. One side effect is that optimization cannot be done through backpropagation alone. We here use a genetic algorithm to search through the very large search space of neural networks of varying sizes.

We find that MDL-optimized networks reach adequate levels of generalization from very small corpora, and avoid overfitting. The MDL optimized networks are all small and transparent; in fact, we provide proofs of accuracy that amount to infinite and exhaustive test sets. They can also provide deterministic outputs when relevant (expressing pure 100% confidence). We illustrate this across a range of tasks involving counters, stacks, and simple functions such as addition and multiplication.

2 Previous work

Evolutionary programming has been used to evolve neural networks in a range of studies. Early work that uses genetic algorithms for var-

*Both authors contributed equally to this work.

ious aspects of neural network optimization includes Miller et al. (1989), Montana and Davis (1989), Whitley et al. (1990), and Zhang and Mühlenbein (1993, 1995). These works focus on feed-forward architectures, but Angeline et al. (1994) present an evolutionary algorithm that discovers recurrent neural networks and test it on a range of sequential tasks that are very relevant to the goals of the current paper. Evolutionary programming for neural networks remains an active area of research (see Schmidhuber, 2015 and Gaier and Ha, 2019, among others, for relevant references).

In terms of objective function, Zhang and Mühlenbein (1993, 1995) use a simplicity metric that is essentially the same as the MDL metric that we use (and describe below). Schmidhuber (1997) presents an algorithm for discovering networks that optimize a simplicity metric that is closely related to MDL. Simplicity criteria have been used in a range of works on neural networks, including recent contributions (e.g., Ahmadizar et al., 2015 and Gaier and Ha, 2019).

Our paper connects also with the literature on using recurrent neural networks for grammar induction and on the interpretation of such networks in terms of symbolic knowledge (often formal-language theoretic objects). These challenges were already taken up by early work on recurrent neural networks (see Giles et al., 1990 and Elman, 1990, among others), and they remain the focus of recent work (see, e.g., Wang et al., 2018 and Weiss et al., 2018a). See Jacobsson (2005) and Wang et al. (2018) for discussion and further references.

In a continuation of these efforts, our contribution is twofold. First, we put together a minimal, out-of-the-box combination of the core of these ideas: evaluate the performance that can be achieved by a learner that seeks to optimize MDL. The search and optimization itself is done using a standard genetic algorithm. The results are evaluated across simple tasks that present challenges for classic neural networks. Second, we show the benefit of optimizing networks not only for performance but also for their own architecture size, in that it makes the black box much more permeable; for current tasks, we are able to provide full proofs of accuracy (above and beyond a test set).

3 Learner

3.1 Objective: Minimum Description Length

Consider a hypothesis space \mathcal{G} of possible grammars, and a corpus of input data D . In our case, \mathcal{G} is the set of all possible network architectures expressible using our representations, and D is a sequence of input sequences. For a given $G \in \mathcal{G}$ we may consider the ways in which we can encode the data D given that G . The MDL principle (Rissanen, 1978), a computable approximation of Kolmogorov Complexity (Solomonoff, 1964; Kolmogorov, 1965; Chaitin, 1966), aims at the G that minimizes $|G| + |D : G|$, where $|G|$ is the size of G and $|D : G|$ is the length of the shortest encoding of D given G (with both components typically measured in bits). Minimizing $|G|$ favors small, general grammars that often fit the data poorly. Minimizing $|D : G|$ favors large, overly specific grammars that overfit the data. By minimizing the sum, MDL aims at an intermediate level of generalization: reasonably small grammars that fit the data reasonably well. MDL – and the closely related Bayesian approach to induction – have been used in a wide range of models of linguistic phenomena, in which one is often required to generalize from very limited data (see Horning, 1969, Berwick, 1982, Stolcke, 1994, Grünwald, 1996, and de Marcken, 1996, among others).

The term $|D : G|$ corresponds to the surprisal of the data D according to the probability distribution defined by G and is closely related to the cross-entropy between the distribution defined by G and the true distribution that generated D . The term $|G|$ depends on an encoding scheme for a network which serializes a network into a binary string whose length can be measured in bits. Full details of the encoding scheme are provided in Appendix A.

3.2 Search space and representations

A network is represented as a directed graph which contains units, weighted edges, and activation functions for each unit. Since we do not use back-propagation to train the network, the set of possible networks is larger here than what is usually allowed and uses a larger range of activation functions, including non-differentiable ones. In the experiments below, we allow a limited set of commonly used activation functions: identity (i.e., no activation function), ReLU, sigmoid, and square. To this we add two non-differentiable functions

which allow the networks to discretize values: a step function that returns 0 for non-positive inputs and 1 otherwise; and the floor function which returns the integer closest to the input from below.

Since we are ultimately interested in sequential tasks, we add a second type of edges – recurrent edges – which cross time steps and feed a unit with the value of another unit at the previous step (represented by dashed arrows in the figures). Such edges are required in order to create memory units and counters for various sequential tasks.¹

3.3 Search algorithm

Given our use of MDL as an objective function, which is not differentiable, and our aim of optimizing the network structure itself rather than just the weights of a fixed architecture, gradient-based training methods such as backpropagation are not directly applicable.

Instead, we use a genetic algorithm (GA; Holland, 1975) which frees us from the constraints coming from backpropagation and fulfills the two requirements at once. For simplicity and to highlight the utility of the MDL metric as a standalone objective, we use a vanilla implementation of GA. The GA advances by incrementally evolving networks (e.g., add an edge, adjust a weight, remove a unit, etc.), and ranks them by their MDL score. The GA implementation details are given in Appendix B.

3.4 Language modeling tasks

In the language-modeling tasks we will use, the learner is fed with the elements from a sequence, one input after the next, and at each time step its task is to output a probability distribution for the next character. Following Gers and Schmidhuber (2001a), each string starts with the symbol #, and the same symbol serves as the target prediction for the last character in each string.

If the vocabulary contains n letters, the inputs and outputs are one-hot encoded over n input units (in yellow in the figures), and the outputs are given in n units (in blue). To interpret these n outputs as a probability distribution we zero negative values

¹Another unusual property of this representation is that units may have no input at all (which is potentially beneficial in terms of the grammar length part of the MDL score). In such cases, the unit behaves as if it received a total input of 0. So for instance if the activation function is a sigmoid, the output is constantly 0.5. Completely disconnected units are allowed as well. The network in Fig. 1 evolved to contain both kinds.

and normalize the rest to sum to 1. In case of a degenerate network that outputs all 0's, the probabilities are set to the uniform value $1/n$.

4 Experiments

We ran tasks based on several classical formal-language learning challenges, focusing on cases that require unbounded memory for purposes such as counting. These tasks offer a mixture of deterministic and probabilistic expectations, therefore testing the ability of a learner to work on probabilistic and symbolic-like predictions. In addition to showing that the MDL learner performs well on a test set, we will provide proofs that it performs well on the whole infinite language under consideration.

4.1 General setup

Each task was run twice, with batch sizes of 100 and 500. All simulations were run using an identical set of hyper-parameters described in Appendix B.

4.2 General measures

We will report on three measures: (i) **Accuracy**, calculated as the number of matches between the classes predicted with maximal probability and the ground truth, on the parts of the input that can be predicted deterministically; e.g., for $a^n b^n$, the deterministic parts are the first a (assuming $n > 0$), all b 's except the first one, and the end-of-sequence symbol; (ii) **cross-entropy**, averaged by character for better comparability across set sizes, and compared with a baseline value calculated from the probability distribution underlying each task; (iii) **probability max deviance**, i.e. the maximal observed absolute difference between the predicted and ground-truth probabilities.

We report on these measures for the training and test sets. Most originally, in some occasions we report on these measures on whole, infinite languages. This is made possible by the fact that MDL-optimized networks are relatively small and therefore transparent, allowing us to fully understand their inner workings.

4.3 Experiment I: counters and functions

We test our model's ability to learn formal languages that require the use of one or multiple unbounded counting mechanisms: $a^n b^n$, $a^n b^n c^n$, $a^n b^n c^n d^n$. These languages can be recognized using an unbounded counting mechanism (or several

counters) to keep track of the number n of a 's and balance the other characters accordingly. ($a^n b^n$ is a context-free language, which can be captured using a pushdown automaton. $a^n b^n c^n$ and $a^n b^n c^n d^n$ are context-sensitive languages, which are located formally higher up the Chomsky Hierarchy and can be captured using linear-bounded automaton.) We also test our model's ability to learn languages which not only encode integers as above, but also operate over them: $a^n b^{2n}$ (multiplication by two) and $a^n b^m c^{n+m}$ (addition). We did not test multiplication directly through the language $a^n b^m c^{nm}$ for practical reasons, namely that the length of the sequences quickly explodes.

4.3.1 Setup

The training sets were generated by sampling values for $n > 0$ (and when relevant $m > 0$) from a geometric distribution with $p = .3$. The maximal values for n in the 100 and 500 batch sizes simulations were 14 and 20 respectively. For the $a^n b^m c^{n+m}$ simulations, maximal values for n, m were 14, 20, and 20, 22, respectively.

We test the resulting networks on all unseen sequences for n in $[K + 1, K + 1001]$, where K is the largest n seen during training (and optionally the largest of n and m together). For the $n + m$ simulations we test on n and m in $[K + 1, K + 51]$, i.e. the subsequent 2,500 unseen pairs of numbers.

4.3.2 Results

The performance of the resulting networks is presented in Table 5. In Figures 1-4, we show the networks that were found and their typical behavior on language sequences. Thanks to their low number of units and connections, we are able to provide simple walkthroughs of how each network operates. We report the following measures:

Deterministic accuracy: perfect for almost all tasks, both with small and large training sets.

The MDL learner achieves perfect accuracy for the tasks $a^n b^n$, $a^n b^n c^n$, $a^n b^{2n}$, both with small and large training sets. The learner also achieves perfect accuracy for $a^n b^m c^{n+m}$ with a larger training set, and in fact the net found there would be a better optimum also with the small training set, therefore showing that the score of only 98.9% with the small training set is only due to a limitation of the search, and that perfect accuracy should in principle be reachable there too with a more robust search.

Since the other tasks show that our representations make it possible to evolve counters, we attribute the $a^n b^n c^n d^n$ failure to reach 100% accuracy to the search component, assuming a larger population or more generations are needed, rather than lack of expressive power; networks for this task require more units – 5 inputs and 5 outputs, compared to 3 and 3 for $a^n b^n$ – which enlarge the number of possible mutations the search can apply at each step.

Cross-entropy: almost perfect. For all tasks but $a^n b^n c^n d^n$, the per-character average cross-entropy is also almost perfect with respect to the optimal CE calculated from the underlying probability distribution.

Transparency supports formal proofs that results are perfect for the whole, infinite language. For all tasks but $a^n b^n c^n d^n$ then, deterministic accuracy and cross-entropy are perfect/excellent on training and test sets. Because the networks are small and transparent, we can go beyond these results and demonstrate formally that the task is performed perfectly on the entire infinite underlying language. To our knowledge, such results have never been provided for any classic neural network in these tasks or any other.

Theorem 4.1. *The $a^n b^n$ network represented in Fig. 1 outputs the correct probability for each character, for each sequence in the $a^n b^n$ language, with a margin of error below 10^{-6} .*

Proof. The way the network works is described in Fig. 1. In Table 1 we trace the value of each unit at each step in a legal sequence, and report how close the predicted probabilities are from the ground-truth. The theorem follows from the fact that, after normalization, the predicted probabilities are very close to ground truth. For instance, looking at the k^{th} b case, we find $P(b) = \frac{1}{1 + \text{sigmoid}(-15)} = .9999997$, while ground truth is 1. \square

Theorem 4.2. *The network represented in Fig. 2 outputs the correct probability for each character, for each sequence in the $a^n b^n c^n$ language, with a margin of error below 10^{-6} .*

Proof. In Table 2 we trace the values each unit holds at each phase of a valid sequence in the language. \square

$a^n b^n$	unit 6 (hidden)	unit 4 P(a)	unit 5 P(b)	unit 3 P(#)
Initial #	0	7/3	0	sigmoid(-15)
	—	~ 1	0	~ 0
k^{th} a	$k/2$	7/3	1	sigmoid(-15)
	—	$\sim .7$	$\sim .3$	~ 0
k^{th} b,	$(n-k)/2$	-2/3	1	sigmoid(-15)
$k < n$	—	0	~ 1	~ 0
n^{th} b	0	-2/3	0	sigmoid(-15)
	—	0	0	1

Table 1: Unit values (columns) during each phase of a valid $a^n b^n$ sequence (rows). The second line for output units indicates the final normalized probability.

$a^n b^n c^n$	unit 8 (hidden)	unit 9 (hidden)	unit 4 P(#)	unit 5 P(a)	unit 6 P(b)	unit 7 P(c)
Initial #	0	$-\frac{1}{3}$	$-\frac{1}{3}$	1	0	sg(-15)
	—	—	0	~ 1	0	~ 0
k^{th} a	$\frac{k}{2}$	$-\frac{k+1}{3}$	$-\frac{k+1}{3}$	$\frac{7}{3}$	1	sg(-15)
	—	—	0	$\sim .3$	~ 1	~ 0
k^{th} b	$\frac{(n-k)}{2}$	$-\frac{k+n+1}{3}$	$-\frac{k+n+1}{3}$	0	1	sg(-15)
$k < n$	—	—	0	0	~ 1	~ 0
n^{th} b	0	$-\frac{n+n+1}{3}$	$-\frac{n+n+1}{3}$	0	0	sg(-15)
	—	—	0	0	0	1
k^{th} c	0	$\frac{2(k-n-\frac{1}{2})}{3}$	$\frac{2}{3}(k-n+1)$	0	0	sg(-15)
$c < n$	—	—	0	0	0	1
n^{th} c	0	-1/3	2/3	0	0	sg(-15)
$c < n$	—	—	0	0	0	1

Table 2: Unit values (columns) during each phase of a valid $a^n b^n c^n$ sequence (rows).

Theorem 4.3. *The network represented in Fig. 3 outputs the correct probability for each character, for each sequence in the $a^n b^{2n}$ language, with a margin of error below 2.10^{-3} .*

Proof. In Table 3 we trace the values of each unit during feeding of a valid $a^n b^{2n}$ sequence. \square

$a^n b^{2n}$	unit 4 P(a)	unit 5 P(b)	unit 3 P(#)
Initial #	15*15	sigmoid(-3)	1/3
	~ 1	~ 0	~ 0
k^{th} a	1/9	sigmoid(-3)	$\frac{1-2k}{3}$
	$\sim .7$	$\sim .3$	0
First b,	0	sigmoid(-3)	$\frac{1+1-2n}{3}$
$k < n$	0	1	0
k^{th} b,	0	sigmoid(-10)	$\frac{1+k-2n}{3}$
$k < n$	0	1	0
$2n^{\text{th}}$ b	0	sigmoid(-10)	$\frac{1}{3}$
	0	~ 0	~ 1

Table 3: Unit values during each phase of a valid $a^n b^{2n}$ sequence.

Theorem 4.4. *The network represented in Fig. 4 outputs the correct probability for each character, for each sequence in the $a^n b^m c^{n+m}$ language, with a margin of error below 3.10^{-3} .*

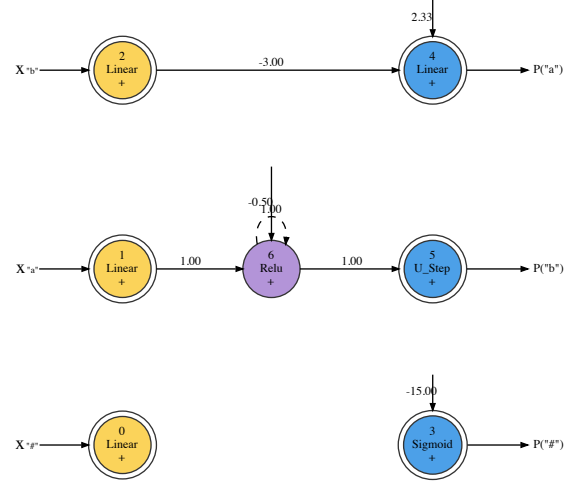


Figure 1: The network found by the MDL learner for the $a^n b^n$ task, for the larger training set. The network uses only one hidden unit (6) which serves as a counter, transparently identifiable by the recurrent loop onto itself.

Proof. In Table 4 we trace the values of each unit during feeding of a valid sequence in $a^n b^m c^{n+m}$. We do not represent the internal memory unit 8, its value is the third of that of unit 4. \square

$a^n b^m c^{n+m}$	unit 5 P(a)	unit 6 P(b)	unit 7 P(c)	unit 4 P(#)
Initial #	1/3	0	0	-3/2
	1	0	0	0
k^{th} a	1/3	1/7	0	$\frac{3*(1-k)}{2}$
	.7	.3	0	0
k^{th} b	-2/3	7/3	1	$\frac{3*(1-n-k)}{2}$
	0	.7	.3	0
k^{th} c	-2/3	0	1/225	$\frac{3*(k+1-n-m)}{2}$
$k < m+n$	0	0	1	0
k^{th} c	-2/3	0	1/225	3/2
$k < m+n$	0	0	~ 0	~ 1

Table 4: Unit values during each phase of a valid $a^n b^m c^{n+m}$ sequence.

4.4 Experiment II: Dyck-1 vs. Dyck-2

In the previous task, we showed the capability of our networks to evolve counters. A counter is what is needed to recognize the Dyck-1 language of well-matched parentheses sequences. In the Dyck-2 language, however, there are two pairs of opening and closing characters, such as parentheses and brackets. Counters are not sufficient then, and a stack is needed to tell whether the next closing element must be a parenthesis or a bracket, and whether the sequence is currently balanced. We ask here whether MDL-optimized networks can

	Training set size	Avg. training CE (vs. optimal)	Avg. test CE (vs. optimal)	Training accuracy	Test accuracy	Infinite correctness
$a^n b^n$	100	0.39 (0.39)	0.29 (0.26)	100%	100%	-
	500	0.38 (0.38)	0.26 (0.26)	100%	100%	✓
$a^n b^{2n}$	100	0.28 (0.27)	0.17 (0.17)	100%	100%	-
	500	0.27 (0.27)	0.17 (0.17)	100%	100%	✓
$a^n b^n c^n$	100	0.28 (0.27)	0.18 (0.17)	100%	100%	-
	500	0.27 (0.27)	0.17 (0.17)	100%	100%	✓
$a^n b^n c^n d^n$	100	0.35 (0.21)	0.65 (0.13)	93.81%	68.43%	-
	500	0.27 (0.20)	0.42 (0.13)	95.44%	81.97%	-
$a^n b^m c^{n+m}$	100	0.60 (0.40)	0.41 (0.27)	87.40%	98.90%	-
	500	0.41 (0.41)	0.27 (0.27)	100%	100%	✓
Addition	200	0.0 (0.0)	0.0 (0.0)	100%	100%	-
	400	0.0 (0.0)	0.0 (0.0)	100%	100%	✓
Dyck-1	100	1.11 (0.88)	1.11 (0.88)	-	-	-
	500	0.89 (0.89)	0.89 (0.88)	-	-	-
Dyck-2	10,000	1.20 (1.18)	inf (1.18)	-	-	-

Table 5: Performance of the networks found by the MDL model for the tasks in this paper. ‘Infinite correctness’ indicates that we provide a formal proof that the network is 100% correct for any sequence in the language.

evolve not only counters but also stacks.

4.5 Setup

The setup is that of a language modeling task, as in Experiment I.

Because a fully operational stack is needed in order to recognize Dyck-2, we first make sure that such a network exists in the search space. We do this by manually designing a network that implements a stack. The network and a detailed description of its mechanism are given in Fig. 6. We use this network as a baseline for comparison with the results of the MDL simulations. Since the baseline manual network uses an additional activation function (modulo 3) and a novel unit type, we add these to the set of possible mutations. Because this enlarges the search space, and because the baseline network is significantly larger in terms of number of units than the networks found in previous tasks, we enlarge the genetic algorithm’s overall population size (x3), allowing more hypotheses to be explored. We also enlarge the training set to 10,000 samples, which allows networks with costly $|G|$ terms to evolve.

4.6 Results

Full performance details of the networks are given in Table 5. For the Dyck-1 task, the MDL model evolved the network presented in Fig. 5, where we explain its correctness. The networks for the small and large training sets reach average test cross-entropy of 1.11 and 0.89 respectively, com-

pared to an optimal 0.88. This result is line with those of Experiment I, where we have shown that our representations are capable of evolving counters, which are sufficient for recognizing Dyck-1 as well.

For Dyck-2, the search fails to reach the architecture of the baseline manual network, or another architecture with a similar cross-entropy score, reaching a network which has a worse MDL score than the baseline network (30,769.01 vs. 30,200.77). The network gets an infinity cross-entropy score on the test set since the network outputs a categorically wrong 0.0 probability for some targets, resulting in $\log_2(0) = \text{inf}$.

Since we confirmed that the baseline architecture exists in the search space, we conclude that reaching a fully operational stack network is hindered by the non-exhaustive search procedure, rather than by the MDL metric. However, we are not sure about the origin of this difficulty. It could simply be that tweaking the hyper-parameters of the search will suffice, for example by enlarging the population or allowing the search to run for more generations.

It could be, however, that this difficulty is due to a more interesting property of the task at hand. It has been claimed that evolutionary algorithms tend to struggle with so-called ‘deceptive’ optimization problems – tasks for which series of intermediate good solutions don’t necessarily lead to a global optimum (see overview in [Lehman and Stanley, 2011](#)). For the stack network, it could be

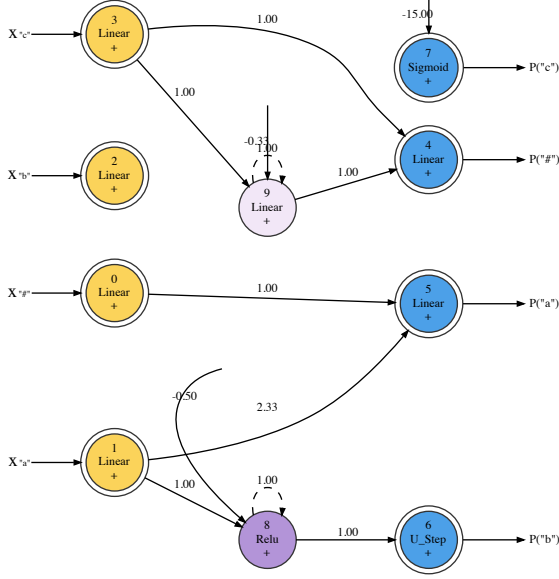


Figure 2: The network found for the $a^n b^n c^n$ task for the larger training set. The network uses two hidden units (8, 9) who serve as counters for the number of a 's and c 's. Each occurrence of a simultaneously feeds the output unit for a (5) and the a counter (8) connected to the b output (6), using weights to create the correct probability distribution between a 's and b 's. Once a 's stop, the a output (5) flatlines, and the a counter (8) starts decreasing until n b 's are seen. Another counting system has evolved in unit 9 which counts the number of a 's and b 's (indicated by lack of c 's) and then decreases n times, triggering the output $\#$. Note how the model avoids holding a third counter for the number of b 's, by reusing the a 's counter. This makes it possible to completely disconnect the b input unit (2), which minimizes encoding length.

the case that a stack is only operational in its full form, and that intermediate networks deceive and lead the search to local minima, like the one found in the current simulation. We leave this investigation for future work.

4.7 Experiment III: general addition

In the previous experiments, we saw that MDL-optimized networks are capable of representing integers and add them in what amounts to unary representation (see $a^n b^m c^{n+m}$ language). Here, we show that addition can be performed when the numbers and outputs are represented in a different format. Specifically, we consider the familiar task of adding two integers in binary representation when the numbers are fed bit-by-bit in parallel, starting from the least significant bit. While this problem has good approximate solutions in

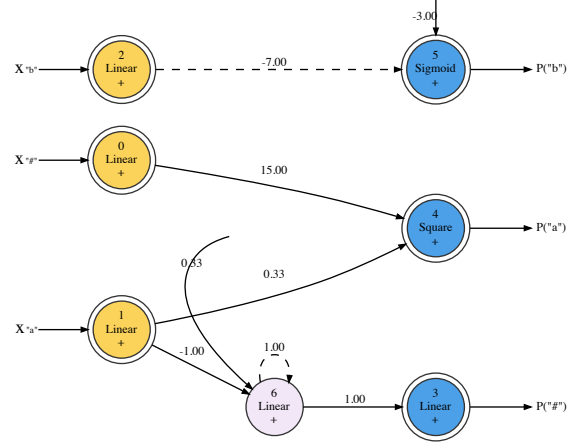


Figure 3: The network found for the $a^n b^{2n}$ task. Similarly to previous networks, a hidden unit (6) has evolved to serve as a counter. First, an initial value of $\frac{1}{3}$ is inserted to the counter using a constant bias. A value of $-\frac{2}{3}$ is then subtracted from the counter for each a seen (-1 plus a constant bias $\frac{1}{3}$). Then, the counter increases by $\frac{1}{3}$ for each b seen, indicated by a lack of a (i.e. value zero from input unit 1). The counter value thus turns non-zero after seeing $2n$ b 's. Combined with the normalization method described in Sec. 3.4, this creates the correct probability distributions during the relevant parts of the sequence for b 's and $\#$.

terms of standard RNNs,² we will show that our model provides a perfect exact solution. As far as we are aware, this has not been shown before.^{3,4}

4.7.1 Setup

In this setting, we diverge from a language modeling task. The network here is fed at each time step i with sequences of pairs of binary digits, representing the digits n_i and m_i of two binary numbers n and m . The output is interpreted as the predicted

²An example implementation that reportedly works up to a certain number of bits: https://github.com/mineshmathew/pyTorch_RNN_Examples/tree/master/BinaryStringAddition

³In other people's words: "As far as I know there is no neural network that is capable of doing basic arithmetic like addition and multiplication on a large number of digits based on training data rather than hardcoding.", Kevin Lacker, 'Giving GPT-3 a Turing Test'. <https://lacker.io/ai/2020/07/06/giving-gpt-3-a-turing-test.html>

⁴GPT-3, one of the most recent and ambitious models, succeeds at many tasks but not quite addition: "One particularly interesting case is arithmetic calculation: the model gives a perfect score for 2-digit addition and subtraction (100% accuracy), but fails to do five digits (less than 10% accuracy)." Chuan Li, 'Demystifying GPT-3'. <https://lambdalabs.com/blog/demystifying-gpt-3/>

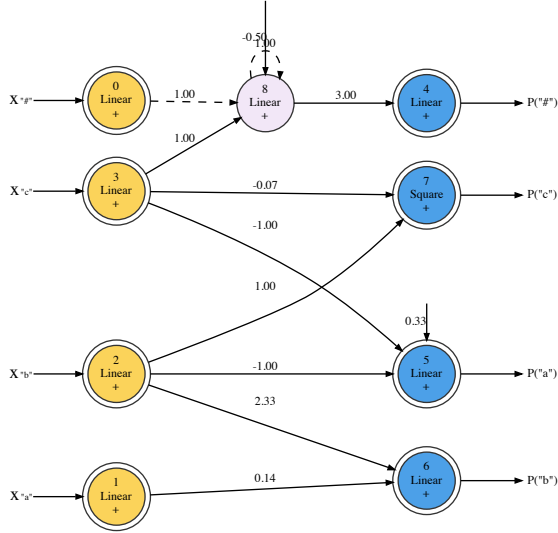


Figure 4: The network found for the $a^n b^m c^{n+m}$ task. Here, a network with a single counter (hidden unit 8) has evolved which recognizes the language with 100% accuracy. While one would think that this task requires at least two counters – for n and m – the pressure for parsimony leads the model to evolve a more compact solution to the problem: since the number of c ’s is always $n + m$, and no other symbols appear between the first and last $\#$, the network counts *lack of c ’s* as an indication of *positive occurrences* of either a ’s or b ’s. This might raise a suspicion that the network also recognizes out-of-language sequences such as unordered yet balanced strings of a ’s, b ’s, and c ’s. In practice, however, the network assigns a likelihood of .0 to such illegal sequences; this behavior can be transparently read from the network: the two connections with the negative weight -1 are in charge of zeroing-out the probabilities for seeing a ’s after seeing a b or a c .

probability that $(n + m)_i = 1$, that is that 1 is the i^{th} digit in the sum $(n + m)$. Output values are capped to make them probabilities: values at or below 0 are interpreted as probability 0, values at or above 1 are interpreted as probability 1.

The model was trained on two corpora sizes: one that contained all pairs of integers up to $K = 10$ (total 100 samples), and a larger set of all pairs of integers up to $K = 20$ (total 400). The resulting networks were tested on the set of all pairs of integers $n, m \in [K + 1, K + 250]$, i.e. 62,500 pairs not seen during training.

4.8 Results

Both networks reached 100% accuracy on both the training and test sets, and optimal cross-entropy scores of 0.0. The network found for the larger training set is given in Fig. 7. It can be proven to

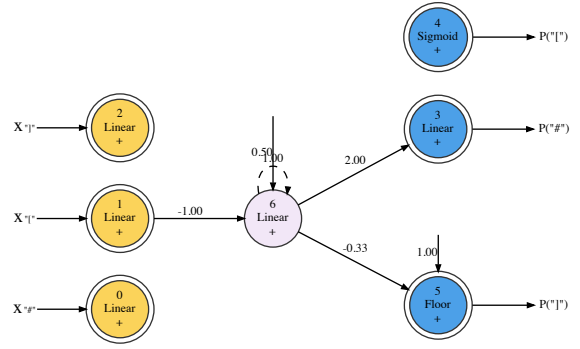


Figure 5: The network found by the MDL learner for the Dyck-1 task with probability $p = .3$ of opening a new bracket. The model has evolved a network with a single hidden unit (6) which keeps track of the number of open brackets. The counter accumulates a negative value as long as there are open brackets; this value is inverted and fed as a positive value into the ‘]’ output unit (5), thus predicting a closing bracket. For counting closing brackets, the pressure for parsimony once again leads to an ‘intelligent’ economical trick: the network ignores closing brackets (visible by the disconnected input 2), and instead reuses its complementary signal – the lack of an opening bracket, which feeds unit 6 with a 0, causing the counter to increment. Once the counter balances, a positive value flows to the $\#$ output unit (3). The network then correctly predicts either a new opening bracket with the correct probability .3 or the end of the sequence.

be doing perfect addition, with perfect confidence, for all pairs of integers.

Theorem 4.5. *The output unit at time step i is 0 if the i^{th} digit of the sum of the inputs is 0, it is 1 or more if the i^{th} digit of the sum of the inputs is 1.*

Proof. **Lemma 1:** The value c_i^4 in unit 4 is: 0 iff there is no carryover to be sent from the current step and the i^{th} digit is 0; 1 iff there is no carryover and the i^{th} digit is 1; 2 iff there is carryover and the i^{th} digit is 0; 3 iff there is carryover and the i^{th} digit is 1 (i.e. there is carryover from the previous step as well).

The initialization for $i = 1$ is straightforward, and the recursion is the result of the fact that $c_{k+1}^4 = \text{floor}(n_{k+1} + m_{k+1} + c_k^4/2)$: this will be 2 or 3 if there is a carryover to be sent to the next step, and this will be odd iff the i^{th} digit is 1.

Lemma 2: The value c_i^2 of unit 2 is $((c_i^4 - 1)^2 - 1)^2$, which is 0 if c_i^4 is even (0 or 2), and 1 or 9 if c_i^4 is odd (1 or 3). \square

Again, the task is learned very well and in a readable fashion. To our knowledge no other RNN

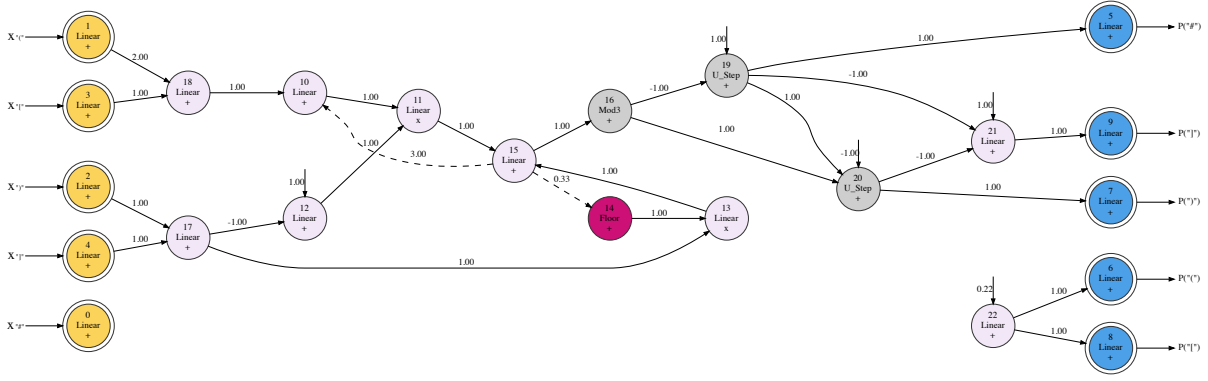


Figure 6: A manually-built network that recognizes the Dyck-2 language by implementing a fully operational stack. To achieve this, we introduce a second type of unit – a so-called multiplicative unit, which calculates the product of its inputs instead of taking their sum. This makes it possible to create gated units that can be opened or closed depending on whether their inputs are non-zero. Here, unit 11 is the ‘push’ gate, which opens when a positive value flows from either an opening bracket or parenthesis (units 1 and 3). Unit 13 is the ‘pop’ gate, opened by a positive value from a closing bracket or parenthesis (units 2 and 4). The stack’s memory is implemented as an integer, stored here in unit 15; the integer is shifted to the left or right in base 3, making it possible to store the value 1 for a bracket and 2 for a parenthesis (visible in the respective weights outgoing from units 1 and 3). The recurrent connection from the memory unit 15 which feeds the ‘push’ gate downstream has a weight of 3.0, and is thus performing the base-3 left shift. For ‘pop’, a right shift occurs by dividing the memory by 3 using the recurrent connection from unit 15 to unit 14. To take the value of the topmost element, we use modulo 3 as an activation function (unit 16), which extracts the least-significant base-3 bit from memory.

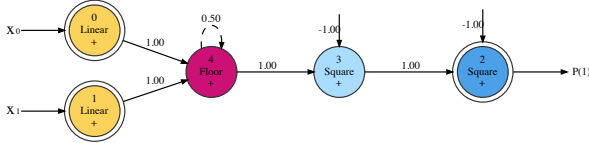


Figure 7: The network found by the MDL learner for the binary addition task, trained on all 400 pairs of numbers up to 20. A proof for the general correctness of the network for any pair of numbers is given in Theorem 4.8.

has been proven to hold a carry-over in memory for an unbounded number of digits, i.e. to perform general addition of any arbitrary pair of numbers.

5 Conclusion

We found that an MDL optimized learner arrives at networks that are reliably close to the true distribution with small training corpora, for classically challenging tasks. In several cases, the networks achieved perfect scores. Beyond the usual evaluation in terms of performance on test sets, the networks lent themselves to direct inspection and showed an explicit statement of the pattern that generated the corpus.

Previous work has shown that classical RNNs such as LSTMs can partially recognize nonregu-

lar languages and generalize beyond the data up to a certain n (Gers and Schmidhuber, 2001b; Weiss et al., 2018b). However large this n may be, the failure of these networks to fully generalize to any value of n reveals that they fail to lock in on the correct grammars that underlie these tasks, and hints that their learning bias is not aligned with that of humans. A recent line of work seeks to overcome this difficulty by manually designing stack-like mechanisms using continuous representations, and adding them to standard architectures (Graves et al., 2014, Joulin and Mikolov, 2015, Suzgun et al., 2019, among others). Indeed, when they are explicitly augmented with manually-designed continuous stack emulators, neural networks seem to be able to capture the hierarchical structures that underlie nonregular languages.

Our model differs from this line of work in two main ways. First, we do not need to manually design external neural devices with the target language class in mind; instead, by balancing the simplicity of the grammar with its fitness to the data, the MDL metric forces the search to evolve adequate architectures only when the complexity of the task requires it. The evolved networks are thus minimally complex for each task, resulting for example in simpler counter-based networks, instead

of full-blown stacks.

Second, despite their impressive gain in performance, stack-augmented neural networks suffer from problems similar to those of classical architectures, mainly the difficulty to inspect their inner workings due to their large number of parameters, and the continuous nature of their representations, which stands in conflict with the discrete nature of these tasks. Our model avoids all these issues at once, by producing networks that are both small and can output discrete values. The resulting networks are transparent for inspection, and can be reasoned about symbolically. As a simple case, one can recognize exactly when and how they evolve memory, typically in the form of units with a recurrent connection onto itself.

One limitation of this work is that the search can be slow and/or partial, as in the case of $a^n b^n c^n d^n$ we encountered above. Formally, we estimate that the computational power needed to train an MDL learner should not exceed that of a regular RNN through backpropagation⁵, but certainly the vanilla GA used here has not benefited from the years of optimization of backpropagation.

One may ask then whether an MDL objective can be achieved with backpropagation, and here is one explicit way to do so. Consider a fully connected architecture, with activation functions of various kinds represented at each layer. The nets we are searching through are subnets in this large architecture, and one may hope that L1 regularization, say, may help cut unnecessary connections and reveal the same winning combination. In fact, L1 regularization is very close to taking into account a $|G|$ component in the objective, except that it is only concerned by the weights, and not the rest of the representational cost (number of connections, units, their arrangement). Furthermore, such an architecture would still require differentiable activation functions, and a differentiable softmax layer, which may prevent some of the elegant solutions that reach perfect accuracy (a 100% prediction is not possible with a softmax layer).

Beyond such technical extensions, we are interested in connecting the present work more tightly with experimental results on parallel human biases

⁵Our MDL learner is currently trained over 15,000 generations, each with 500 individuals, with a single feedforward pass for each. Overall, this represents 7.5M feedforward passes, with no backpropagation step and presumably significantly smaller networks (so, faster feedforward passes).

and generalization preferences. MDL predicts very inclusive generalizations for small training corpora, with a gradual narrowing as the corpus grows. Non-regularized RNNs do not make this prediction, and standard regularization schemes, which lower the values of weights but not the number of units, still predict time courses for generalization that differ from those of MDL. Another way to put it is: different learners come with different biases, biases which ought to be more visible with small training sets, and one question is how these biases relate to those of human learners. This question can be asked experimentally by looking at how human subjects generalize from very small corpora (see, e.g., [Xu and Tenenbaum, 2007](#) for such a comparison in a somewhat different setting). Beyond the comparison of MDL with alternatives that do not rely on a similar balance between simplicity and goodness of fit, we would like to explore a more detailed kind of comparison within the family of MDL models. Since the MDL score depends on the primitives that are provided and their given costs, where here primitives are for instance the activation functions, it is possible to reason about different choices of primitives and optimize this choice in view of human generalization.⁶

Acknowledgments

This work was granted access to the HPC/AI resources of IDRIS under the allocation 2021-A0100312378 made by GENCI.

Appendix A Network Encoding

The MDL learner explores a search space of directed graphs, made of an arbitrary number of units and weighted connections between them. Here we describe the actual search space in our experiments, by explaining how these graphs are uniquely encoded to produce an encoding length $|G|$.

A.1 Example

We will consider networks such as the one represented in Fig. 8. It consists of two input units (yellow units 1 and 2) and one output unit with a sigmoid activation (blue unit 3). The network has one forward connection (from unit 1 to 3) and one

⁶See [Piantadosi et al., 2016](#) for a similar kind of reasoning about primitives within a different representational framework.

recurrent connection (unit 2 to 3), represented by a dashed arrow. Recurrent connections feed a unit with the value of another unit at the previous time step, and thus allow for the development of memory across the different time steps of the sequential tasks we are interested in. Here, unit 3 is fed with input 2 at the previous step. The connection weights are $w_{1,3} = 0.5$ and $w_{2,3} = 2.0$.

The final representation for this network is given in Fig. 9. We will now explain how this encoding is obtained.

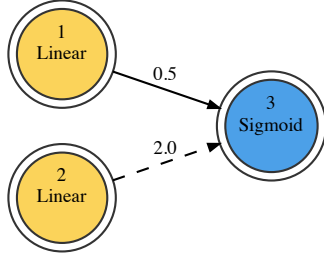


Figure 8: Example network, encoded in Fig. 9

A.2 Preliminary: encoding numbers

To ensure unique readability of a network from its string representation we use the prefix-free encoding for integers from Li and Vitányi (2008):

$$E(n) = \underbrace{11111\dots1111}_{\text{Unary enc. of } \lceil \log_2 n \rceil} \underbrace{0}_{\text{Separator}} \underbrace{10101\dots00110}_{\text{Binary enc. of } n}$$

A.3 Encoding a network

The encoding of a network is the concatenation of (i) its total number of units, and (ii) the ordered concatenation of the encoding of each of its units.

A.4 Units

The encoding of a unit includes: its activation function, the number of its outgoing connections, and the encodings of each of its outgoing connections.

A.5 Activation functions

Possible activation functions were: the linear activation (identity), ReLU, sigmoid, square, as well as the floor function and the step function. To build an intuitive measure of simplicity into the model’s choice of activation functions, we add a cost to each function, encoded as a unary string: the linear activation has no cost; square costs 2 bits; ReLU, sigmoid, and floor cost 4 bits; and each step function costs 8 bits.

Algorithm 1 Genetic algorithm

function TOURNAMENTSELECTION(*pop*):

$T \leftarrow t$ random networks from *pop*

$winner \leftarrow \operatorname{argmin}_{MDL}(T)$

$loser \leftarrow \operatorname{argmax}_{MDL}(T)$

return *winner*, *loser*

end function

population $\leftarrow \emptyset$ \triangleright Initialize population

while $|population| < N$ **do**:

generate a random network *net*

add *net* to *population*

end while

generation $\leftarrow 0$ \triangleright Evolution loop

while *generation* $< G$ **do**:

for N steps **do**:

parent, *loser* \leftarrow

TOURNAMENTSELECTION(*population*)

offspring $\leftarrow \operatorname{mutate}(\operatorname{parent})$

eval(*offspring*) \triangleright Get MDL score

remove *loser* from *population*

add *offspring* to *population*

end for

generation $\leftarrow generation + 1$

end for

return $\operatorname{argmin}_{MDL}(population)$

A.6 Connections and weights

A connection’s encoding includes its target unit number (each connection is specified within the description of its source unit, hence the source needs not be encoded), its weight, and its type: forward (0) or recurrent (1).

To simplify the representation of weights in classical neural networks and to make it easier to mutate them in the genetic algorithm described below, we represent weights as signed fractions $\pm \frac{n}{d}$, which are serialized into bits by concatenating the codes for the sign (1 for +, 0 for −), the numerator and the denominator. For example, the weight $w_{ij} = +\frac{2}{5}$ would be encoded as:

$$\underbrace{\underbrace{1}_{+} \underbrace{E(2) = 10\dots10}_2 \underbrace{E(5) = 1110\dots11}_5}_{w_{ij}}$$

Appendix B Genetic algorithm

We use a genetic algorithm (GA; Holland, 1975) which frees us from the constraints coming from

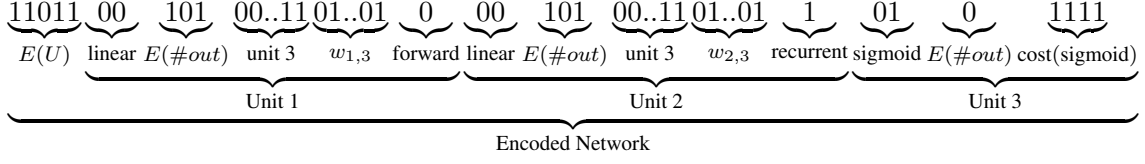


Figure 9: Binary encoding of the network in Fig. 8

Algorithm 2 Island model

```

In parallel for each  $i \in [1, \dots, I]$ :
  run Algorithm 1 as  $island_i$ 
  while  $island_i.generation < G$  do:
    every  $m_{interval}$  minutes do:
       $migrants \leftarrow \emptyset$ 
       $losers \leftarrow \emptyset$ 
      for  $m_{size}$  steps do:
         $migrant, loser \leftarrow$ 
        TOURNAMENTSELECTION( $island_i.population$ )
        add  $migrant$  to  $migrants$ 
        add  $loser$  to  $losers$ 
      end for
      send  $migrants$  to next island in
      round-robin order
      replace  $losers$  with incoming nets
    end every
  end while
end in parallel
return  $argmin_{MDL} \bigcup_i island_i.population$ 

```

backpropagation and is able to optimize the network structure itself rather than just the weights of a fixed architecture. For simplicity and to highlight the utility of the MDL metric as a standalone objective, we use a vanilla implementation of GA, summarized in Algorithm 1.

The algorithm is initialized by creating a population of N random neural networks. A network is initialized by randomizing the following parameters: activation functions, the set of forward and recurrent connections, and the weights of each connection. Networks start with no hidden units. In order to avoid an initial population that contains mostly degenerate (specifically, disconnected) networks, output units are forced to have at least one incoming connection from an input unit.

The algorithm is run for G generations, where each generation involves N steps of selection fol-

lowed by mutation. During selection, networks compete for survival on to the next generation based on their fitness, i.e., their MDL score, where lower MDL is better. A selected network is then mutated using one of the following operations: add/remove a unit; add/remove a forward or recurrent connection; add/remove a bias; mutate a weight or bias by changing its numerator, denominator, or flipping its sign; and change an activation function. These mutations make it possible to grow networks and prune them when necessary, and to potentially reach any architecture that can be expressed using our building blocks. The mutation implementations are based on Stanley and Miikkulainen (2002).

On top of the basic GA we use the Island Model (IM; Gordon and Whitley, 1993; Adamidis, 1994; Cantú-Paz, 1998) which divides a larger population into ‘islands’ of equal size N , each running its own GA as described above, periodically exchanging individuals through a ‘migration’ step. This compartmentalization serves to mitigate against premature convergence which often occurs in large populations.

The simulation ends when all islands complete G generations, and the best network from all islands is taken as the solution. IM is summarized in Algorithm 2.

The simulations reported in this paper used the following hyper-parameters: 96 islands, each with population size 500 (total 48,000 networks), 15,000 generations, tournament size 2, migration size 5, and a migration interval of 10 minutes. The Dyck-2 simulation reported in Sec. 4.4 was run using 288 islands.

References

Panagiotis Adamidis. 1994. Review of parallel genetic algorithms bibliography. *Aristotle Univ. Thessaloniki, Thessaloniki, Greece, Tech. Rep.*

- Fardin Ahmadizar, Khabat Soltanian, Fardin AkhlaghianTab, and Ioannis Tsoulos. 2015. Artificial neural network development by means of a novel combination of grammatical evolution and genetic algorithm. *Engineering Applications of Artificial Intelligence*, 39:1–13.
- P.J. Angeline, G.M. Saunders, and J.B. Pollack. 1994. An evolutionary algorithm that constructs recurrent neural networks. *IEEE Transactions on Neural Networks*, 5(1):54–65.
- Robert C. Berwick. 1982. *Locality Principles and the Acquisition of Syntactic Knowledge*. Ph.D. thesis, MIT, Cambridge, MA.
- Erick Cantú-Paz. 1998. A survey of parallel genetic algorithms. *Calculateurs paralleles, reseaux et systems repartis*, 10(2):141–171.
- Gregory J. Chaitin. 1966. On the length of programs for computing finite binary sequences. *Journal of the ACM*, 13:547–569.
- Jeffrey L. Elman. 1990. Finding structure in time. *Cognitive Science*, 14(2):179–211.
- Adam Gaier and David Ha. 2019. Weight agnostic neural networks. *CoRR*, abs/1906.04358.
- F.A. Gers and E. Schmidhuber. 2001a. [LSTM recurrent networks learn simple context-free and context-sensitive languages](#). *IEEE Transactions on Neural Networks*, 12(6):1333–1340. Conference Name: IEEE Transactions on Neural Networks.
- F.A. Gers and E. Schmidhuber. 2001b. [LSTM recurrent networks learn simple context-free and context-sensitive languages](#). *IEEE Transactions on Neural Networks*, 12(6):1333–1340. Conference Name: IEEE Transactions on Neural Networks.
- C. Lee Giles, Guo-Zheng Sun, Hsing-Hen Chen, Yee-Chun Lee, and Dong Chen. 1990. Higher order recurrent networks and grammatical inference. In D. S. Touretzky, editor, *Advances in Neural Information Processing Systems 2*, pages 380–387. Morgan-Kaufmann.
- V Scott Gordon and Darrell Whitley. 1993. Serial and parallel genetic algorithms as function optimizers. In *ICGA*, pages 177–183.
- Alex Graves, Greg Wayne, and Ivo Danihelka. 2014. [Neural Turing Machines](#). *arXiv:1410.5401 [cs]*. ArXiv: 1410.5401.
- Peter Grünwald. 1996. A minimum description length approach to grammar inference. In Stefan Wermter, Ellen Riloff, and Gabriele Scheler, editors, *Connectionist, Statistical and Symbolic Approaches to Learning for Natural Language Processing*, Springer Lecture Notes in Artificial Intelligence, pages 203–216. Springer.
- John H Holland. 1975. Adaptation in natural and artificial systems. an introductory analysis with application to biology, control, and artificial intelligence. *Ann Arbor, MI: University of Michigan Press*, pages 439–444.
- James Horning. 1969. *A Study of Grammatical Inference*. Ph.D. thesis, Stanford.
- Henrik Jacobsson. 2005. Rule extraction from recurrent neural networks: A taxonomy and review. *Neural Computation*, 17(6):1223–1263.
- Armand Joulin and Tomas Mikolov. 2015. [Inferring Algorithmic Patterns with Stack-Augmented Recurrent Nets](#). *arXiv:1503.01007 [cs]*. ArXiv: 1503.01007.
- Andrei Nikolaevic Kolmogorov. 1965. Three approaches to the quantitative definition of information. *Problems of Information Transmission (Problemy Peredachi Informatsii)*, 1:1–7.
- Yair Lakretz, German Kruszewski, Theo Desbordes, Dieuwke Hupkes, Stanislas Dehaene, and Marco Baroni. 2019. [The emergence of number and syntax units in LSTM language models](#). In *Proceedings of the 2019 Conference of the North American Chapter of the Association for Computational Linguistics: Human Language Technologies, Volume 1 (Long and Short Papers)*, pages 11–20, Minneapolis, Minnesota. Association for Computational Linguistics.
- Joel Lehman and Kenneth O. Stanley. 2011. Abandoning objectives: Evolution through the search for novelty alone. *Evolutionary computation*, 19(2):189–223. Publisher: MIT Press.
- Ming Li and Paul Vitányi. 2008. [Chapter 1.4, Binary Strings](#). In *An Introduction to Kolmogorov Complexity and Its Applications*, Texts in Computer Science. Springer New York, New York, NY.

- Carl de Marcken. 1996. *Unsupervised Language Acquisition*. Ph.D. thesis, MIT, Cambridge, MA.
- Geoffrey F Miller, Peter M Todd, and Shailesh U Hegde. 1989. *Designing Neural Networks using Genetic Algorithms.*, volume 89.
- David J Montana and Lawrence Davis. 1989. Training feedforward neural networks using genetic algorithms. In *IJCAI*, volume 89, pages 762–767.
- Steven T. Piantadosi, Joshua B. Tenenbaum, and Noah D. Goodman. 2016. The logical primitives of thought: Empirical foundations for compositional cognitive models. *Psychological review*, 123(4):392–424.
- Jorma Rissanen. 1978. Modeling by shortest data description. *Automatica*, 14:465–471.
- Jürgen Schmidhuber. 1997. Discovering neural nets with low Kolmogorov complexity and high generalization capability. *Neural Networks*, 10(5):857–873.
- Jürgen Schmidhuber. 2015. Deep learning in neural networks: An overview. *Neural Networks*, 61(0):85–117.
- Ray J. Solomonoff. 1964. A formal theory of inductive inference, parts I and II. *Information and Control*, 7(1 & 2):1–22, 224–254.
- Kenneth O. Stanley and Risto Miikkulainen. 2002. Evolving neural networks through augmenting topologies. *Evolutionary computation*, 10(2):99–127. Publisher: MIT Press.
- Andreas Stolcke. 1994. *Bayesian Learning of Probabilistic Language Models*. Ph.D. thesis, University of California at Berkeley, Berkeley, California.
- Mirac Suzgun, Sebastian Gehrmann, Yonatan Belinkov, and Stuart M. Shieber. 2019. Memory-augmented recurrent neural networks can learn generalized Dyck languages. *arXiv preprint arXiv:1911.03329*.
- Qinglong Wang, Kaixuan Zhang, Alexander G. Ororbia II, Xinyu Xing, Xue Liu, and C. Lee Giles. 2018. An empirical evaluation of rule extraction from recurrent neural networks. *Neural Computation*, 30(9):2568–2591.
- Gail Weiss, Yoav Goldberg, and Eran Yahav. 2018a. Extracting automata from recurrent neural networks using queries and counterexamples. In *Proceedings of the 35th International Conference on Machine Learning*.
- Gail Weiss, Yoav Goldberg, and Eran Yahav. 2018b. [On the Practical Computational Power of Finite Precision RNNs for Language Recognition](#). *arXiv:1805.04908 [cs, stat]*. ArXiv: 1805.04908.
- D Whitley, T Starkweather, and C Bogart. 1990. Genetic algorithms and neural networks: optimizing connections and connectivity. *Parallel Computing*, 14(3):347–361.
- Fei Xu and Joshua B. Tenenbaum. 2007. Word learning as Bayesian inference. *Psychological review*, 114(2):245–272.
- Byoung-Tak Zhang and Heinz Mühlenbein. 1993. Evolving optimal neural networks using genetic algorithms with Occam’s Razor. *Complex Systems*, 7(3):199–220.
- Byoung-Tak Zhang and Heinz Mühlenbein. 1995. Balancing accuracy and parsimony in genetic programming. *Evolutionary Computation*, 3(1):17–38.