

Enhancing Top-N Item Recommendations by Peer Collaboration

Yang Sun
University of Science and Technology
of China
yang.sun@siat.ac.cn

Fajie Yuan*
Westlake University
yuanfajie@westlake.edu.cn

Min Yang†
SIAT, Chinese Academy of Sciences
min.yang@siat.ac.cn

Alexandros Karatzoglou
Google
alexandros.karatzoglou@gmail.com

Li Shen
JD Explore Academy
mathshenli@gmail.com

Xiaoyan Zhao
SIAT, Chinese Academy of Sciences
xiaoyan.zhao@siat.ac.cn

ABSTRACT

Deep neural networks (DNN) have achieved great success in the recommender systems (RS) domain. However, to achieve remarkable performance, DNN-based recommender models often require numerous parameters, which inevitably bring redundant neurons and weights, a phenomenon referred to as over-parameterization. In this paper, we plan to exploit such redundancy phenomena to improve the performance of RS. Specifically, we propose PCRec, a top-N item recommendation framework that leverages collaborative training of two DNN-based recommender models with the same network structure, termed peer collaboration. PCRec can reactivate and strengthen the unimportant (redundant) weights during training, which achieves higher prediction accuracy but maintains its original inference efficiency. To realize this, we first introduce two criteria to identify the importance of weights of a given recommender model. Then, we rejuvenate the unimportant weights by transplanting outside information (i.e., weights) from its peer network. After such an operation and retraining, the original recommender model is endowed with more representation capacity by possessing more functional model parameters. To show its generality, we instantiate PCRec by using three well-known recommender models. We conduct extensive experiments on three real-world datasets, and show that PCRec yields significantly better recommendations than its counterpart with the same model (parameter) size.

1 INTRODUCTION

Recommender Systems (RS) have become an essential tool for large social media and e-commerce platforms. A large number of user-item interaction behaviors (i.e., feedback) are produced explicitly or implicitly every day on such systems [39]. In particular, implicit feedback, such as clicks, purchases, watched videos and played songs, are easy to be collected and often at a very large scale. For example, users on Tiktok may easily watch thousands of short videos per day, given that the playing time of each video takes usually less than 20 seconds. As such, recent studies on top-N item recommendations mainly pay attention to the implicit feedback problem [1]. The essence of item recommendation from implicit feedback is to predict a list of top-N items that a user would like to interact with by learning from his/her previous feedback.

*Joint first author.

†Min Yang is corresponding author. This work was conducted when Yang Sun was interning at SIAT, Chinese Academy of Sciences.

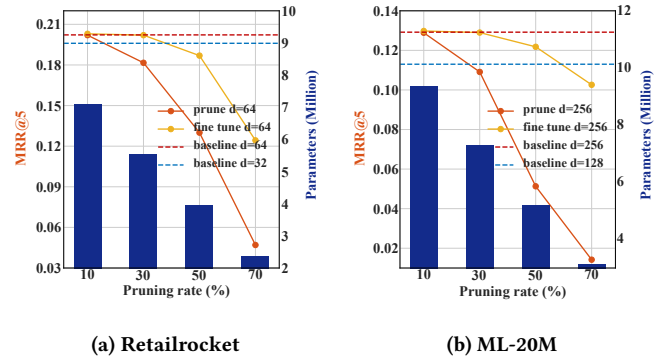


Figure 1: Performance change by pruning on SASRec. We perform the standard pruning based on the weight magnitude following [29]. The experimental settings are given in Section 4.

Embedding and deep neural networks (DNN) based recommender models have achieved superior performance and practically dominated the RS domain. Among these models, BPR [27], DSSM [18] and YouTube DNN [4] have become some of the most representative work for the general item recommendation task, while GRU4Rec [14], NextItNet [41] and SASRec [19] are more representative for the sequential recommendation settings. The success of these models often comes with a large embedding size or deep network structure [35, 38]. However, large and deep models are very prone to be over-parameterized, resulting in redundant neurons and weights¹. As illustrated in Figure 1, simply pruning 10% parameters in the SASRec model yields very minor performance degradation. What’s more, pruning 30% of unimportant parameters with a fine-tuning strategy performs even a bit better than the original SASRec. On the other hand, SASRec with a smaller embedding dimension (i.e., $d = 128$), around 50% parameters of itself with $d = 256$, performs noticeably worse on ML-20M. These observations evidence that (1) the over-parameterization phenomenon widely exists in large recommender models; (2) training a smaller-size recommender model from scratch yields considerably worse performance.

Pruning redundant parameters from a large neural network model could bring higher parameter efficiency.² These experiments have been extensively performed in the computer vision (CV) [6, 10,

¹We use weights and parameters interchangeably in this paper. Unimportant or redundant weights are the weights that have no effect on model expressivity

²Note that fewer parameters does not necessarily lead to efficient training or inference.

11] and natural language processing (NLP) [8, 21] fields. However, in recommender systems, simply reducing a portion of parameters (e.g., 30% in Figure 1) for large recommender models may not benefit as much as in CV and NLP since large-scale RS models are often deployed in a cloud platform rather than an edge/mobile device (like many CV and NLP models) with very limited hardware resources. Thereby, inspired by these work, but different from them, we hope to explore whether such redundant parameters can be used more effectively instead of abandoning them so as to increase the model expressivity and alleviate the data sparsity issue in the recommender system domain.

To approach the above problem, we present a peer collaboration framework for top-N item recommendation tasks, called PCRec. Specifically, we propose rejuvenating invalid (i.e., unimportant) weights of a recommender model by transplanting important weights from a peer model with an identical³ network. To do so, we first propose two criteria, including L1-norm based and entropy based, to identify which weights are important and which are redundant. To effectively strengthen invalid weights, we create two rules regarding how to complement information between two identical networks and how much information each one needs to be complemented from its peer. To validate the efficacy of PCRec, we instantiate it using three popular models, including both general item recommender models and sequential recommender models.

We summarize our main contributions as four-fold:

- We propose PCRec to promote collaboration of two recommender models with a selfsame network architecture. PCRec is a novel learning paradigm for recommender models, which can reactivate invalid weights by *explicitly* transplanting effective weights from its outside peer network.
- We introduce two criteria to measure the importance of weights in a recommender model. Besides, we propose an adaptive coefficient to determine how much the external information is required from its peer.
- We instantiate PCRec using three well-known recommender models, namely, BPR, YouTube DNN, and SASRec. PCRec is conceptually simple, easy to implement, and applicable to a broad class of recommender models.
- Through thorough experiments and ablation studies, we show that PCRec obtains noticeably improved performance on three real-world RS datasets.

2 RELATED WORK

We briefly review related work regarding the DNN-based RS and multiple model ensemble learning.

2.1 Item Recommendation with Deep Learning

Deep neural networks (DNNs) have made great progress for item recommendations thanks to their high model capacity and expressivity. In general, deep RS can be broadly classified into general (i.e., non-sequential) item recommendations and sequential item recommendations according to whether sequential patterns are modeled. In terms of general item recommendations, neural network models such as Deep Crossing [30], DeepFM [9], NeuralFM [13], Wide

& Deep [3], and YouTube DNN [4] have become the most representative works. Compared to the shallow embedding models, the main advantages of these models highly depend on their neural network structures and non-linearities, who are believed to be able to approximate any continuous function [16, 17].

On the other hand, sequential recommender systems (SRS) have also attracted much attention recently. By capturing user’s dynamic interests, SRS, in general, is more powerful in generating the next recommendation. Moreover, SRS can be trained in a self-supervised manner [40, 43], and thus do not need handcrafted labels and features. According to existing literature, GRU4Rec [14], Caser [36], NextItNet [41], SASRec [19] and BERT4Rec [34] are especially popular. Among them, GRU4Rec and Caser based on shallow network structure fail to model very long-term sequential patterns and usually offer sub-optimal performance. By contrast, NextItNet, SASRec and BERT4Rec are able to obtain state-of-the-art performance by effectively capturing long-term and complex sequential dependencies.

In this paper, we design PCRec by instantiating it with three popular recommender models including BPR with shallow embeddings, YouTube DNN and SASRec with deep neural network. It is worth noting that the framework of PCRec is model-agnostic and potentially applicable to various embedding and deep models.

2.2 Multiple Model Learning

PCRec relates to the ensemble learning (EL) [12, 20] and knowledge distillation (KD) [15] in a similar spirit that more than one model is used during training. Here, we briefly review related works and clarify their key differences against PCRec.

Ensemble Learning (EL) refers to the process that multiple learning models are strategically combined to achieve better predictive performance than any of its individual model trained alone [25]. Bagging [2], boosting [7] and stacking [32] are thought of as three representative EL algorithms. The main principle behind them is that a set of weak learners are combined together to form a strong learner. While EL is generic for different types of models, we notice that there are relatively few works that explore deep learning (DL) based ensemble methods. We suspect that DL-based methods are not conceptually weak learners and combining a large number of DL models could be computationally and memory expensive during the model prediction phase, and thus could be in-efficient and in-practical. By contrast, PCRec merely needs one well-trained single model at the inference stage.

Apart from that, PCRec is also relevant to KD-based methods [15, 37] which are designed to enhance a small-capacity model by one (or multiple) large teacher model(s). However, unlike KD-based methods, PCRec does not include the mutual learning [23, 42] process which optimizes multiple losses together. Moreover, PCRec explicitly combines the advantage of two identical models by enhancing the invalid weights, which is very explainable. By contrast, the knowledge transferred by KD-based methods is usually called dark knowledge [15], and the working mechanism of it is not as explainable as PCRec. In addition, PCRec focuses on performance improvement which is different from the motivation of the KD-based methods — injecting knowledge from a large teacher model into a smaller student one to obtain the effect of model compression.

³Identical³ here only means the same network architecture, rather than their parameters and hyper-parameters throughout this paper.

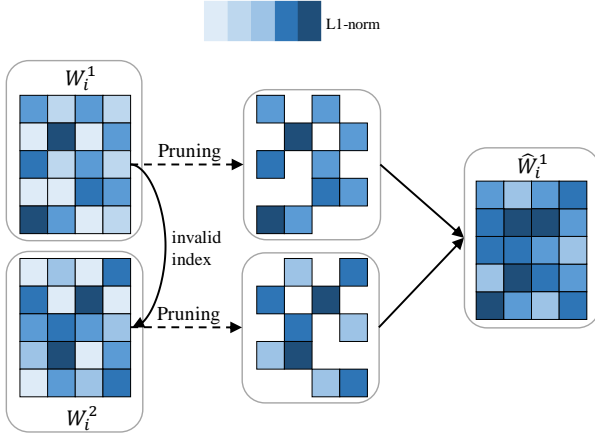


Figure 2: PCRec with PW cooperation, where dark colors represent important weight.

3 METHODS

As mentioned in the introduction part, over-parameterization or redundancy commonly exist in large and deep recommender models. Inspired by this, in this paper we set our goal to reactivate these redundant weights (rather than abandoning them) so as to enhance the model capacity and expressivity.

To be specific, we present the PCRec learning framework, which enhances an individual recommender model by transplanting important information from a selfsame network of this recommender, referred to as a peer. In the following, we first introduce criteria to measure the importance of weights in a recommender model. Then, we propose a parameter-wise approach to reactivate the redundant weights of the two peer models. At last, we develop the final version based on the layer-wise cooperation, which addresses the limitations of the parameter-wise approach.

3.1 Criterion

3.1.1 L1-norm. The idea of the L1-norm criterion is borrowed from the pruning [10, 22, 29] literature. Denote $W_i \in \mathbb{R}^{d_{i-1} \times d_i}$ as the weight matrices of the i -th layer in a model. We can identify the importance of weights from two perspectives: single weight perspective and entire layer perspective. The importance of a single weight is directly determined by its absolute value (L1-norm) – the higher absolute value it has, the more important it is. We can use a threshold to distinguish the important and unimportant weights. From the entire layer perspective, we could identify the importance of all weights by using a neural network layer (including the embedding, middle layers, and final prediction layers) as the measure unit. Intuitively, measuring the importance of a layer could maintain the layer consistency as much as possible, which will benefit the information transplanting process as mentioned later. Formally, its L1-norm can be given below by using the entire layer as the measure unit:

$$\|W_i\| = \sum_{m=1}^{d_{i-1}} \sum_{n=1}^{d_i} |W_{i,m,n}| \quad (1)$$

Algorithm 1: Parameter-wise Cooperation

Input: two models M_1, M_2 , where each one has N layers with weights $W_1^k, W_2^k, \dots, W_N^k, k = 1, 2$; two different shuffles for train data: $\mathcal{D}_1, \mathcal{D}_2$; two different learning rates: η_1, η_2 ; the threshold γ ;

```

1  $t = 0$ .
2 Repeat:
3    $t = t + 1$ 
4   for  $k = 1, 2$  do
5     Compute the gradient and Update  $M_k$  with  $\eta_k$  and  $\mathcal{D}_k$ ;
     /* Update parameters at each batch for
     all models parallely or serially. */
6   end
7   for  $k = 1, 2$  do
8     for  $i = 1, 2, \dots, N$  do
9       Calculate index  $I_i^k$  with  $\gamma$  by Eq. (7);
10      Get  $\widehat{W}_i^k$  by Eq. (6); /* Replace  $W_i^k$  with
       $\widehat{W}_i^k$  in  $M_k$ . */
11    end
12  end
13 Until:convergence

```

Denote W_i^1 and W_i^2 as L1-norm of i -th layer of two collaborated recommender models. We define the $H(W_i^k)$ as the relative information of the layer:

$$H(W_i^k) = \frac{\|W_i^k\|}{\|W_i^k\| + \|W_i^{k\%2+1}\|}, \quad k = 1, 2. \quad (2)$$

where $\%$ is the modulo operation, k is the model ID. While L1-norms has been widely applied in pruning, it only cares about the magnitude of the weights, and ignores the variation of the weights. For example, given a weight matrix $W_i \in \mathbb{R}^{d_{i-1} \times d_i}$ of i -th layer, where each element in W_i is assigned to the same value z , whose absolute value is big. If we use such a weight matrix to transform the $(i-1)$ -th layer, then each part of it contributes equally to the i -th layer even z is very big. This suggests that L1-norm might not be the best criterion to discriminate the importance of layer (all weights) information.

3.1.2 Entropy. To address the limitation mentioned above, we introduce an entropy-based criterion to measure the variation of weights in each layer. Entropy is often used to evaluate the degree of chaos (information) in a system [5, 26]. Inspired by [24, 31, 33], we transform the weight matrix into a vector and discretize the vector into m bins. Then we can calculate the probabilities of each bin. To be specific, we first sort the weights in the vector based on their actual values and divide the vector into m bins with equal numeric intervals ($\frac{\max - \min}{m}$ where max and min represent the maximum and minimum values of the weight matrix, respectively). The probability of the j -th bin is:

$$p_j = \frac{n_j}{N} \quad (3)$$

Algorithm 2: Layer-wise Cooperation

Input: M_1, M_2 with weights $W_1^k, W_2^k, \dots, W_N^k, k = 1, 2;$
 $\mathcal{D}_1, \mathcal{D}_2; \eta_1, \eta_2;$ the hyper-parameter $\alpha;$

```

1  $t = 0.$ 
2 Repeat:
3    $t = t + 1$ 
4   for  $k = 1, 2$  do
5     Compute the gradient and Update  $M_k$  with  $\eta_k$  and  $\mathcal{D}_k;$ 
     /* Update parameters at each batch for
     all models parallelly or serially. */
6   end
7   for  $k = 1, 2$  do
8     for  $i = 1, 2, \dots, N$  do
9       Calculate  $H(W_i^k)$  and  $H(W_i^{k+1})$  by Eq. (4);
10      Calculate  $\mu_i^k$  with  $\alpha$  by Eq. (9);
11      Get  $\widehat{W}_i^k$  by Eq. (8); /* Replace  $W_i^k$  with
       $\widehat{W}_i^k$  in  $M_k.$  */
12    end
13  end
14 Until:convergence

```

where N and n_j are the parameter sizes of the weight vector and the j -th bin, respectively. Then, we calculate the entropy (information) of the weight matrix W_i as follows:

$$H(W_i) = - \sum_{k=1}^m p_k \log p_k. \quad (4)$$

A smaller score of $H(W_i)$ means the layer in this model has less variation (information).

3.2 PCRec Framework

We illustrate the proposed PCRec framework in Figure 3. Assume that both models have N layers. We denote W_i^1 and W_i^2 as the weight matrices of the i -th layer of the two models. Our core idea is to use the corresponding weight information of the two networks, and generate more expressive weights \widehat{W}_i as

$$\widehat{W}_i = f(W_i^1, W_i^2). \quad (5)$$

The weight W_i^1 and W_i^2 are significantly different since they are optimized with different hyper-parameters (mentioned later) and initialization. That is, the unimportant weights of a layer may correspond to the important weights of the same layer in his peer, and vice versa. Before describing the layer-wise (LW) cooperation mechanism, we first show a more intuitive parameter-wise (PW) method by exploiting redundancy pruning.

3.2.1 PW Cooperation. The process is shown in Figure 2, we first define a positive threshold γ and then identify unimportant parameters if their absolute values are smaller than γ . To realize information transfer from its peer model, we simply replace these unimportant parameters with parameters in its peer model of the same layer and index position. To realize this, we define a binary mask matrix $I_i^k \in \mathbb{R}^{d_{i-1} \times d_i}$ which has the same shape with W_i^k to indicate the

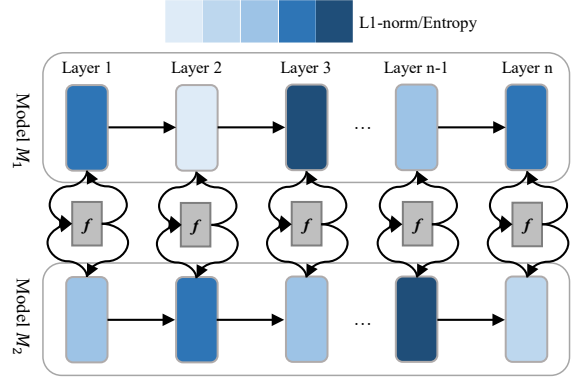


Figure 3: PCRec framework with LW cooperation. f represents linear combination based on layer information, i.e., $H(W_i^1)$ and $H(W_i^2)$.

indices of these invalid weights in W_i^k . This process is symmetrical for the two peer models. Correspondingly, we can formulate the PW process as follows.

$$\widehat{W}_i^k = W_i^k * (1 - I_i^k) + W_i^{k\%2+1} * I_i^k, \quad k = 1, 2. \quad (6)$$

where $\%$ is the modulo operation and each element of I_i^k is:

$$I_{i,m,n}^k = \begin{cases} 0 & \text{if } W_{i,m,n}^k \geq \gamma \\ 1 & \text{if } W_{i,m,n}^k < \gamma \end{cases} \quad 0 \leq m < d_{i-1} \text{ and } 0 \leq n < d_i \quad (7)$$

The learning process of PCRec with the PW cooperation is illustrated in Algorithm 1. While this PW cooperation is intuitively simple, it has some shortcomings as mentioned below.

3.2.2 LW Cooperation. Using individual weight as the measure unit only focuses on the importance of the weight itself, which unfortunately ignores the layer consistency and may thus hurt the model expressivity and performance. We argue that using the entire layer as the measure unit can enable all weights at the same layer to contribute synergistically to the transformation of the layer. Thus, we propose a layer-wise transplanting method by defining f as a linear combination function:

$$\widehat{W}_i^k = \mu_i^k W_i^k + (1 - \mu_i^k) W_i^{k\%2+1}, \quad k = 1, 2. \quad (8)$$

where $0 \leq \mu_i^k \leq 1$ is the coefficient. Particularly, we treat this coefficient μ_i^k as an adaptive parameter so as to promote cooperation and optimization automatically. Below, we give two instructions on designing a suitable adaptive parameter μ_i^k :

- (1) We expect that layers with less information could get additional information from its peer model. Hence, we use the difference $H(W_i^1) - H(W_i^2)$ to measure the relative importance of information in the two layers. When the difference is zero, μ_i^k should be set to 0.5, otherwise \widehat{W}_i^k should assign a large μ_i^k (i.e., $\mu_i^k > 0.5$) to the layer that has more information. Note that even $\mu_i^k = 0.5$ could be also helpful since the same information does not mean all weights are identical according to Eq. (4). Consider an extreme situation where the distributions (e.g., normal distribution) of weight

Table 1: Statistic of the evaluated datasets. "M" and "K" is short for million and kilo, "t" is the length of interaction sequences.

Dataset	#users	#items	#actions	t
Retailrocket	47K	61K	0.4M	10
QQBrowser	978K	70K	25M	50
ML-20M	138K	18K	20M	100

matrices are identical, but the magnitude of each weight (with the same position) is the opposite. In such a case, the information of each layer is the same, but the entropy of \widehat{W}_i^k is enlarged by Eq. (8).

- (2) Even the difference $H(W_i^1) - H(W_i^2)$ is large, we expect that \widehat{W}_i^k contains part information of itself and is able to adaptively control the impact of $H(W_i^1) - H(W_i^2)$.

To meet the above requirements, we design an adaptive μ_i^k which is wrapped by the sigmoid function:

$$\mu_i^k = \frac{1}{1 + \exp(-\alpha(H(W_i^k) - H(W_i^{k\%2+1})))} \quad k = 1, 2 \quad (9)$$

where α is a hyper-parameter to control the degree of the information from the outside layer. It is worth noting that the calculation criterion of information for a layer as the measure unit can be L1-norm (i.e., Eq. (2)) or entropy (Eq. (4)), which is different from the individual weight as the measure unit with L1-norm criterion. During training, we just need to perform this combination operation at each epoch. The new weight matrices (\widehat{W}_i^1 and \widehat{W}_i^2) should be the same for the two individual models due to the dual linear combination. In practice, we need to guarantee that each model has diverse and sufficient information so as to complement each other. In this paper, we adopt two simple strategies for the two models to make each of them capture unique information, i.e., using different learning rates and sampling of the training data.

3.3 Model Optimization

PCRec can be optimized in two modes, namely, parallel and serial training. In terms of the parallel mode, the two individual networks of PCRec are essentially trained independently, but each batch of them is trained concurrently. The information of each identical recommender model can be transferred by using the saved checkpoint. As a result, parallel optimization requires more memory and computations, but saves substantial training time. For clarity, if we assume the time and space complexity of each model are the scalars TC and SC , the time and space complexity of PCRec in parallel training mode are TC and $2SC$. On the other hand, we can perform serial optimization for each individual network by sequentially training them per batch. As such, compared with the parallel mode, the serial optimization inevitably sacrifices training time but consumes no extra memory and computation. The time and space complexity of PCRec in the serial training model are roughly $2TC$ and SC . Algorithm 2 illustrates the peer cooperation process. In summary, we maintain two networks with an identical structure but different learning rates and sampling orders. When a training epoch is finished, we calculate the information $H(W_i^k)$ of each layer of the two models and perform cooperation. Note that the parameters of the bias and normalization terms of the same layer share the same μ_i^k calculated based on W_i^k . After training, PCRec needs only one

Table 2: Hyper-parameter details.

Data	Retailrocket					ML-20M					QQBrowser				
Model	<i>b</i>	<i>d</i>	η	L_2	<i>p</i>	<i>b</i>	<i>d</i>	η	L_2	<i>p</i>	<i>b</i>	<i>d</i>	η	L_2	<i>p</i>
SASRec	128	64	1e-3	-	0.3	128	256	1e-3	-	0	128	256	1e-3	-	0.5
DNN	128	64	1e-4	1e-5	-	128	256	1e-4	1e-6	-	128	256	1e-4	1e-5	-
BPR	2048	256	1e-3	1e-4	-	2048	256	1e-3	0	-	2048	256	1e-3	1e-4	-

peer model for inference, and thus, is as efficient as the original individual recommender model. This property is distinct from the traditional ensemble methods that have to rely on the decisions of multiple ‘weak’ learners during inference.

4 EXPERIMENTAL SETUP

We describe the experimental setup in this section, including datasets, baselines, implementation details and evaluation metrics.

4.1 Datasets

- **ML-20M**⁴: This is a well-known benchmark dataset widely used for both traditional and sequential recommendation tasks [19, 34, 35]. It contains around 20 million user-item interactions with 27,000 movies and 138,000 users. Following the common practice in [19, 39, 41], we assume that an observed feedback is available if an explicit rate is assigned to this item. We perform basic pre-processing to filter out the interactions with less than 5 users and users with less than 5 items to alleviate the effect of cold users and items. Then, we use timestamps to determine the order of interactions. Following [19, 34], we adopt the leave one out evaluation scheme. For each user, we hold out the last item of the interaction sequence as the test data, treat the item just before the last as the validation set, and utilize the remaining items for training. For the sequential recommendation task, we construct user’s interaction sequences by using his recent t interactions by the chronological order. For sequences shorter than t , we simply pad them with zero at the beginning of the sequence following [41], while for sequences longer than t , we split them into several sub-sequences with length t in the training set. In this paper, we set t to 100 on this dataset.
- **QQBrowser**⁵: It is an industrial dataset which was collected from the QQBrowser platform of Tencent. The items in QQBrowser include news, videos and ads. It consists of more than 70,000 items and almost 1 million users. We perform a similar pre-processing as above and set t to 50. We will open source this dataset later for reproducibility.
- **Retailrocket**⁶: It is a public dataset collected from a real-world ecommerce website, consisting user shopping behaviors in 4.5 months. It contains 235,061 items and 1.4 million users. Similarly, we set t to 10 to investigate recommendation performance for short-range interaction sequences.

Table 1 summarizes the statistics of evaluated datasets after the basic pre-processing.

⁴<https://grouplens.org/datasets/movielens/20m/>

⁵<https://browser.qq.com/>

⁶<https://www.kaggle.com/retailrocket/ecommerce-dataset>

Table 3: Overall performance of all models. PCRec with two SASRec, DNN and BPR is referred to PC-SAS, PC-DNN and PC-BPR, respectively. Here, we present the results of PCRec with LW-cooperation and entropy-based information criterion because of its best performance. We set α of PC-SAS to 30, 30, 30, α of PC-DNN to 40, 40, 10, and α of PC-BPR to 20, 20, 20, on Retailrocket, ML-20M, QQbrowser, respectively. Improvements over baselines are statistically significant with $p < 0.01$.

Data	Retailrocket				ML-20M				QQBrowser			
Model	MRR@5	MRR@20	HIT@5	HIT@20	MRR@5	MRR@20	HIT@5	HIT@20	MRR@5	MRR@20	HIT@5	HIT@20
BPR	0.0599	0.0712	0.1091	0.2321	0.0250	0.0332	0.0483	0.1412	0.0184	0.0239	0.0352	0.0953
PC-BPR	0.0650	0.0770	0.1179	0.2420	0.0274	0.0360	0.0531	0.1530	0.0208	0.0264	0.0392	0.1041
DNN	0.1648	0.1704	0.2087	0.2628	0.0334	0.0415	0.0628	0.1484	0.0123	0.0165	0.0246	0.0709
PC-DNN	0.1706	0.1777	0.2198	0.2900	0.0364	0.0445	0.0671	0.1531	0.0133	0.0178	0.0265	0.0756
SASRec	0.2022	0.2192	0.3169	0.4830	0.1292	0.1443	0.2049	0.3593	0.0185	0.0250	0.0371	0.1055
PC-SAS	0.2091	0.2261	0.3262	0.4921	0.1360	0.1513	0.2137	0.3710	0.0195	0.0264	0.0392	0.1111

4.2 Baseline model

We evaluate the PCRec framework by using three popular recommender models, namely, SASRec [19], YouTube DNN [4] (DNN for short) and BPR [27]. For SASRec, we use its official code online⁷, while for BPR and YouTubeDNN, we implement it by strictly following the original paper. It is worth noting that compared with SASRec, DNN and BPR are unable to capture user sequential patterns. This is because DNN model user’s previous interactions as common features, while BPR with matrix factorization as the scoring function is a typical collaborative filtering baseline. We want to emphasize that the purpose of our study is not to propose a state-of-the-art model beating existing baselines. The purpose is rather to introduce a new learning paradigm that could effectively leverage the parameter redundancy issues in large and deep recommender models so as to achieve some additional improvement in accuracy.

4.3 Implementation details

We train all models using the Adam optimizer on GPU. For common hyper-parameters, we consider the hidden dimension size (denoted by d) from {16, 32, 64, 128, 256} and the learning rate (denoted by η) from {0.0001, 0.00025, 0.0005, 0.00075, 0.001, 0.005}, the L_2 regularization coefficients from {0.01, 0.001, 0.0005, 0.0001, 0.00005, 0.00001}, and dropout rate (denoted by p) from {0, 0.1, 0.2, ..., 0.9} by grid search in the performance of the validation set. Specifically, we set the d 256 for SASRec (except on Retailrocket), DNN (except on Retailrocket) and BPR. On Retailrocket, d of SASRec and DNN is set to 64 to prevent overfitting. We use η 1e-3 for SASRec and BPR, and 1e-4 for DNN on all datasets. In addition, we set batch size (denoted by b) to 128 for SASRec and DNN, and 2048 for BPR because of its enormous triple samples. As for model-specific hyper-parameters, we use two self-attention blocks (denoted by l) with one head for SASRec according to the original paper. Regarding DNN, we use one hidden layer on all datasets since using more layers does not lead to any improved results. Our PCRec uses exactly the same hyper-parameters (except η) as these individual base models. For η , one peer in PCRec uses exactly the same one with its base model, while the other peer uses a sub-optimal η . The model-specific hyper-parameter of PCRec α is studied in the ablation study part. Without special mention, we report our results with the optimal α . Detailed hyper-parameters are reported in Table 2.

⁷<https://github.com/kang205/SASRec>

4.4 Evaluation Metrics

We follow previous works [19, 35, 39, 41] by comparing the top-N metrics, namely, MRR@N (Mean Reciprocal Rank), HR@N (Hit Ratio) and NDCG@N (Normalized Discounted Cumulative Gain). To save space, we omit the formulas of these metrics. N is set to 5 and 20 in this paper.

5 EXPERIMENTAL RESULTS

In this section, we would answer the following research questions:

- **RQ1:** Does PCRec improve the performance of these typical neural networks, such as SASRec, YouTubeDNN and BPR?
- **RQ2:** What is the performance of these variants of PCRec, which include PCRec with PW and LW cooperation, PCRec with L1-norm and entropy criteria.
- **RQ3:** What is the impact of the collaboration of different components in PCRec, such as, the embedding layer, softmax layer and hidden layers?
- **RQ4:** What is the impact of α for PCRec? Are the different learning rates and training data orders necessary?
- **RQ5:** Does PCRec really enhance these unimportant weights of the original model?

5.1 Overall Evaluation (RQ1)

We present the overall results in Table 3. First, we observe that SASRec performs better than DNN and BPR with notable improvements. To our surprise, on Retailrocket and ML-20M, SASRec achieves several times improvements on all these top-N metrics. By examining the real dataset, we find that there indeed exist some short sequence fragments (formed with 2~4 videos) on the two datasets, which can be observed from the actions of many users. Unfortunately, DNN and BPR are unable to model such sequential patterns, and thus yield much worse results than the state-of-the-art sequential recommendation model SASRec.

Second, as expected, PCRec, including PC-SAS, PC-DNN and PC-BPR, outperforms their individual base models (i.e., SASRec, DNN and BPR), demonstrating the effectiveness of peer collaboration. For example, compared with SASRec, PC-SAS achieves around 5% improvement in terms of MRR@5 on ML-20M; Compared with BPR, PC-BPR obtains up to 8% improvement regarding MRR@5 on Retailrocket and ML-20M. In particular, PC-BPR outperforms BPR with around 11% improvement regarding HIT@5 on QQBrowser. Notable improvements can also be observed by comparing PC-DNN

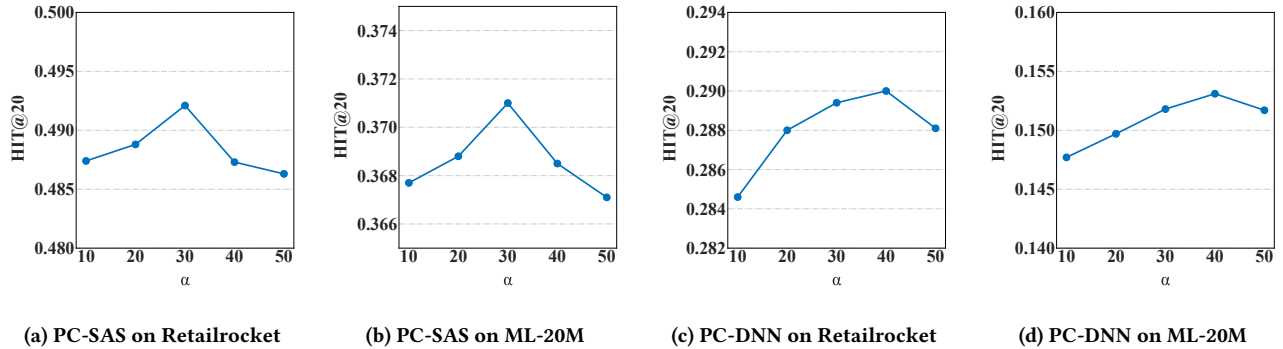


Figure 4: The impact of α for PCRec.

Table 4: The Comparison of PCRec variants. The standard ensemble learning method [28] by averaging the prediction scores of two individual models is denoted by Ensemble-M2.

Data Model	Retailrocket		ML-20M	
	MRR@5	HIT@5	MRR@5	HIT@5
DNN	0.1648	0.2087	0.0334	0.0628
PC-DNN-LE	0.1706	0.2198	0.0364	0.0671
PC-DNN-LN	0.1686	0.2171	0.0355	0.0659
PC-DNN-W	0.1665	0.2155	0.0351	0.0648
PC-DNN-N	0.1639	0.2053	0.0325	0.0611
Ensemble-M2	0.1693	0.2187	0.0355	0.0661
SASRec	0.2022	0.3169	0.1292	0.2049
PC-SAS-LE	0.2091	0.3262	0.1360	0.2137
PC-SAS-LN	0.2078	0.3231	0.1343	0.2110
PC-SAS-W	0.2071	0.3207	0.1338	0.2108
PC-SAS-N	0.1994	0.3147	0.1283	0.2034
Ensemble-M2	0.2076	0.3236	0.1357	0.2126

to DNN on all datasets and all metrics. In what follows, we would conduct ablation studies to verify the effectiveness of PCRec. To save space, we could only show partial results if the performance trends of them keep consistent.

5.2 Comparison of PCRec Variants (RQ2)

In Section 3.1, we have proposed using a single weight and a layer as the measure unit in PCRec. We denoted them as PCRec-W and PCRec-L, respectively. Further, in PCRec-L, we can adopt two criteria, L1-norm and entropy, to identify which layer of the two individual networks has less information, denoted as PCRec-LN and PCRec-LE, respectively. In addition, we also evaluate a very simple method by reactivating the invalid weights using gaussian noise to increase the L1-norm, denoted as PCRec-N. We experimentally examine these methods and report results in Table 4. First, we find that PCRec-N yields worse accuracy than the base model, which potentially indicates PCRec should use a useful information source, rather than random noise, for information transplanting. By contrast, PCRec-LE, PCRec-LN always perform better than SASRec, DNN on almost all datasets. This clearly verifies our main claim

Table 5: The impact of learning rates and sampling orders of training data for PCRec. PC-SAS with different learning rates and sampling orders, the same learning rate and different sampling orders, different learning rates and the same sampling order, is denoted by PC-SAS-DD, PC-SAS-SD, PC-SAS-DS respectively. Similar expressions apply to PC-DNN.

Data Model	Retailrocket		ML-20M	
	MRR@5	HIT@5	MRR@5	HIT@5
DNN	0.1648	0.2087	0.0334	0.0628
PC-DNN-DD	0.1706	0.2198	0.0364	0.0671
PC-DNN-SD	0.1663	0.2119	0.0338	0.0628
PC-DNN-DS	0.1681	0.2181	0.0352	0.0658
SASRec	0.2022	0.3169	0.1292	0.2049
PC-SAS-DD	0.2091	0.3262	0.1360	0.2137
PC-SAS-SD	0.2059	0.3179	0.1317	0.2087
PC-SAS-DS	0.2071	0.3218	0.1341	0.2113

regarding the benefit of peer collaboration. Meanwhile, PCRec-LN outperforms PCRec-W on most settings, demonstrating the effectiveness of layer-wise cooperation; PCRec-LE outperforms PCRec-LN, demonstrating the effectiveness of entropy-based criterion, since it can more precisely identify how much information is required when performing information transplanting.

On the other hand, we also compare the results that are produced by standard ensemble learning. It can be seen that the basic ensemble learning method (Ensemble-M2) is very effective and obviously surpasses these individual models. It even performs slightly better than PCRec-LN on the Retailrocket dataset when using DNN as the base model. However, our PCRec-LE in general can beat it, or at least they are competitive. Hence, we do not claim our PCRec is better than the standard ensemble learning method in this paper. But we emphasize that PCRec provides an alternative learning paradigm for getting information from an outside model, and more importantly, it is much more efficient than the standard ensemble learning during the inference phase, since it only requires one single model for prediction, rather than relying on predictions of two or more models. We further find that increasing the individual models for the ensemble learning, e.g., Ensemble-M3, does not yield better results.

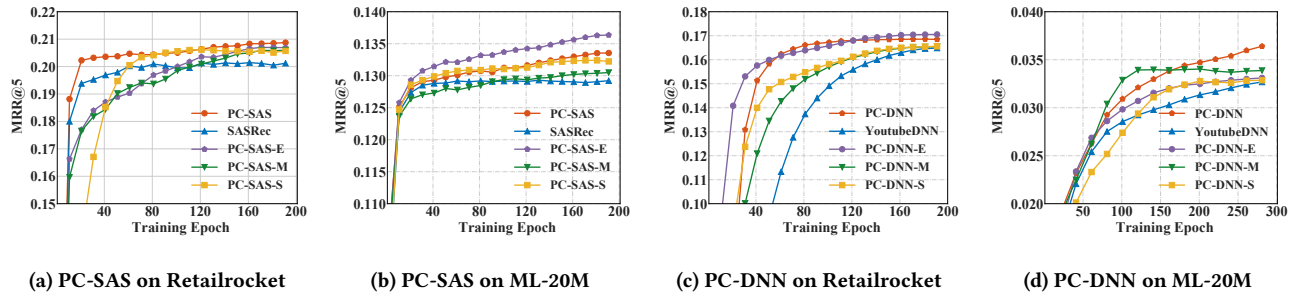


Figure 5: Convergence behaviors of PCRec by peer collaboration of different components. PC-SAS that applies peer collaboration only on the embedding layer, middle layers, and softmax layer as PC-SAS-E, PC-SAS-M, PC-SAS-S, respectively.

5.3 Ablation Study (RQ3,4)

5.3.1 *Impact of learning rates and train data orders.* Table 5 presents the impact of different learning rates and sampling orders of training data. As shown, PC-SAS-DD always yields the best recommendation accuracy compared with their counterparts, i.e., PC-SAS-SD and PC-SAS-DS. On the other hand, we observe that PC-SAS-SD and PC-SAS-DS consistently outperform the original SASRec. Similar observations can be made for PC-DNN. The results confirm that PCRec that applies different learning rates and sampling orders is necessary. This is likely because training individual networks with different learning rates and sampling could increase diversity of network weights, so as to increase the layer information when linearly combining them. The results hold well for PCRec with BPR and are thus simply omitted.

5.3.2 *Impact of α .* In this subsection, we study the impact of α which controls the amount of information to be transplanted. Figure 4 shows the model performance of PC-SAS and PC-DNN with different α on Retailrocket and ML-20M. First, PC-SAS is sensitive to α , and the optimal results are obtained when α equals to 30 on Retailrocket and ML-20M. Similarly, PC-DNN obtains the best performance when α is set to 40 on Retailrocket and ML-20M. It can be seen that PCRec with a proper α could achieve 1~4% improvement than a random α . It is also worth noting that PCRec outperforms its individual base model even α is not set to its optimal value. In practice, we suggest running PCRec by tuning α from 30 to 40. By doing this, we observe that the coefficient μ_k ranges from 0.7 to 1.0 in most cases.

5.3.3 *Impact of the peer collaboration with different components.* We conduct an ablation study in Figure 5 by applying peer collaboration for some components of the model. First, it can be observed that PC-SAS-E, PC-SAS-M and PC-SAS-S outperform SASRec, demonstrating that the information transplanting on every component of usually performs better than its original model SASRec. Second, PC-SAS-E improves SASRec by a larger margin, compared with PC-SAS-M. In particular, PC-SAS-E even surpasses PC-SAS on ML-20M. This is likely because the embedding layer usually contains much more parameters than the middle layers in recommender models. Besides, the embedding layer contains the most important information for item recommendations — i.e., personalization. As such, performing information transplanting on the embedding layer

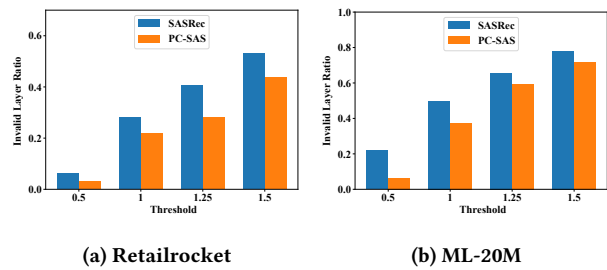


Figure 6: Ratios of Invalid layers in PC-SAS and SASRec, where invalid layer ratio denotes the number of valid layers (with information $H(W_i)$ under a specified threshold value) over the number of all layers.

makes more sense than only doing it for these middle layers. This also suggests that it might be sufficient to perform peer collaboration on only necessary components of the base model, rather than all components. Similar conclusions hold for PC-DNN in general.

5.4 Effectiveness of PCRec (RQ5)

In this part, we simply analyze the information transplanting mechanism in PCRec. To validate whether the peer collaboration really work not, we calculate the number of invalid layers (including both fully-connected layers and self-attention layers) whose entropy is under a specified threshold after training. Experimental results are reported in Figure 6. It can be seen that with the threshold of 0.5, there are about 20% layers that are invalid for SASRec on ML-20M, whereas PCRec with peer collaboration training only has less than 5% invalid layers. With the increase of threshold, the ratios of invalid layers in both SASRec and PCRec rise. However, the ratio of PCRec is always smaller than SASRec. These observations verify our key assumption that peer collaboration does help model to strengthen the information (i.e., $H(W_i)$) of network layers.

6 CONCLUSION

In this work, we have discussed the network redundancy phenomenon in deep recommender models. Taken inspiration from this, we have proposed PCRec, a flexible and generic peer collaboration learning paradigm that is able to rejuvenate invalid parameters

(instead of abandoning them) in a recommender model by transplanting information from its outside peer network. To identify which parameters are invalid, we have introduced L1-norm and entropy based criteria. Then, we propose two collaboration strategies regarding how to transplant information between two peer models. Through extensive experiments on three real-world recommendation datasets, we have demonstrated that PCRec generated consistently better recommendations than its original base model. We expect PCRec to be valuable for existing recommender systems based on the embedding or deep neural network models.

REFERENCES

- [1] Immanuel Bayer, Xiangnan He, Bhargav Kanagal, and Steffen Rendle. 2017. A generic coordinate descent framework for learning from implicit feedback. In *Proceedings of the 26th International Conference on World Wide Web*. 1341–1350.
- [2] Leo Breiman. 1996. Bagging predictors. *Machine learning* 24, 2 (1996), 123–140.
- [3] Heng-Tze Cheng, Levent Koc, Jeremiah Harmsen, Tal Shaked, Tushar Chandra, Hrishii Aradhya, Glen Anderson, Greg Corrado, Wei Chai, Mustafa Ispir, et al. 2016. Wide & deep learning for recommender systems. In *Proceedings of the 1st workshop on deep learning for recommender systems*. 7–10.
- [4] Paul Covington, Jay Adams, and Emre Sargin. 2016. Deep neural networks for youtube recommendations. In *Proceedings of the 10th ACM conference on recommender systems*. 191–198.
- [5] Alyson K Fletcher, Sundeeep Rangan, and Philip Schniter. 2018. Inference in deep networks in high dimensions. In *2018 IEEE International Symposium on Information Theory (ISIT)*. IEEE, 1884–1888.
- [6] Jonathan Frankle and Michael Carbin. 2018. The lottery ticket hypothesis: Finding sparse, trainable neural networks. *arXiv preprint arXiv:1803.03635* (2018).
- [7] Jerome H Friedman. 2002. Stochastic gradient boosting. *Computational statistics & data analysis* 38, 4 (2002), 367–378.
- [8] Mitchell A Gordon, Kevin Duh, and Nicholas Andrews. 2020. Compressing BERT: Studying the effects of weight pruning on transfer learning. *arXiv preprint arXiv:2002.08307* (2020).
- [9] Huifeng Guo, Ruiming Tang, Yunming Ye, Zhenguo Li, and Xiuqiang He. 2017. DeepFM: a factorization-machine based neural network for CTR prediction. *arXiv preprint arXiv:1703.04247* (2017).
- [10] Song Han, Huizi Mao, and William J Dally. 2015. Deep compression: Compressing deep neural networks with pruning, trained quantization and Huffman coding. *arXiv preprint arXiv:1510.00149* (2015).
- [11] Song Han, Jeff Pool, John Tran, and William J Dally. 2015. Learning both weights and connections for efficient neural networks. *arXiv preprint arXiv:1506.02626* (2015).
- [12] Lars Kai Hansen and Peter Salamon. 1990. Neural network ensembles. *IEEE transactions on pattern analysis and machine intelligence* 12, 10 (1990), 993–1001.
- [13] Xiangnan He and Tat-Seng Chua. 2017. Neural factorization machines for sparse predictive analytics. In *Proceedings of the 40th International ACM SIGIR conference on Research and Development in Information Retrieval*. 355–364.
- [14] Balázs Hidasi, Alexandros Karatzoglou, Lina Baltrunas, and Dávid Szepesvári. 2015. Session-based recommendations with recurrent neural networks. *arXiv preprint arXiv:1511.06939* (2015).
- [15] Geoffrey Hinton, Oriol Vinyals, and Jeff Dean. 2015. Distilling the knowledge in a neural network. *arXiv preprint arXiv:1503.02531* (2015).
- [16] Kurt Hornik. 1991. Approximation capabilities of multilayer feedforward networks. *Neural networks* 4, 2 (1991), 251–257.
- [17] Kurt Hornik, Maxwell Stinchcombe, Halbert White, et al. 1989. Multilayer feedforward networks are universal approximators. *Neural networks* 2, 5 (1989), 359–366.
- [18] Po-Sen Huang, Xiaodong He, Jianfeng Gao, Li Deng, Alex Acero, and Larry Heck. 2013. Learning deep structured semantic models for web search using clickthrough data. In *Proceedings of the 22nd ACM international conference on Information & Knowledge Management*. 2333–2338.
- [19] Wang-Cheng Kang and Julian McAuley. 2018. Self-attentive sequential recommendation. In *2018 IEEE International Conference on Data Mining (ICDM)*. IEEE, 197–206.
- [20] Anders Krogh and Jesper Vedelsby. 1995. Neural network ensembles, cross validation, and active learning. In *Advances in neural information processing systems*. 231–238.
- [21] Zhenzhong Lan, Mingda Chen, Sebastian Goodman, Kevin Gimpel, Piyush Sharma, and Radu Soricut. 2019. Albert: A lite bert for self-supervised learning of language representations. *arXiv preprint arXiv:1909.11942* (2019).
- [22] Hao Li, Asim Kadav, Igor Durdanovic, Hanan Samet, and Hans Peter Graf. 2016. Pruning filters for efficient convnets. *arXiv preprint arXiv:1608.08710* (2016).
- [23] Donghua Liu, Jing Li, Bo Du, Jun Chang, and Rong Gao. 2019. Daml: Dual attention mutual learning between ratings and reviews for item recommendation. In *Proceedings of the 25th ACM SIGKDD International Conference on Knowledge Discovery & Data Mining*. 344–352.
- [24] Fanxu Meng, Hao Cheng, Ke Li, Zhixin Xu, Rongrong Ji, Xing Sun, and Guangming Lu. 2020. Filter grafting for deep neural networks. In *Proceedings of the IEEE/CVF Conference on Computer Vision and Pattern Recognition*. 6599–6607.
- [25] David Opitz and Richard Maclin. 1999. Popular ensemble methods: An empirical study. *Journal of artificial intelligence research* 11 (1999), 169–198.
- [26] Galen Reeves. 2017. Additivity of information in multilayer networks via additive gaussian noise transforms. In *2017 55th Annual Allerton Conference on Communication, Control, and Computing (Allerton)*. IEEE, 1064–1070.
- [27] Steffen Rendle, Christoph Freudenthaler, Zeno Gantner, and Lars Schmidt-Thieme. 2012. BPR: Bayesian personalized ranking from implicit feedback. *arXiv preprint arXiv:1205.2618* (2012).
- [28] Lior Rokach. 2010. Ensemble-based classifiers. *Artificial intelligence review* 33, 1-2 (2010), 1–39.
- [29] Abigail See, Minh-Thang Luong, and Christopher D Manning. 2016. Compression of neural machine translation models via pruning. *arXiv preprint arXiv:1606.09274* (2016).
- [30] Ying Shan, T Ryan Hoens, Jian Jiao, Haijing Wang, Dong Yu, and JC Mao. 2016. Deep crossing: Web-scale modeling without manually crafted combinatorial features. In *Proceedings of the 22nd ACM SIGKDD international conference on knowledge discovery and data mining*. 255–262.
- [31] Ravid Shwartz-Ziv and Naftali Tishby. 2017. Opening the black box of deep neural networks via information. *arXiv preprint arXiv:1703.00810* (2017).
- [32] Georgios Sigletos, Georgios Paliouras, Constantine D Spyropoulos, and Michalis Hatzopoulos. 2005. Combining information extraction systems using voting and stacked generalization. *Journal of Machine Learning Research* 6, Nov (2005), 1751–1782.
- [33] Steven P Strong, Roland Koberle, Rob R De Ruyter Van Steveninck, and William Bialek. 1998. Entropy and information in neural spike trains. *Physical review letters* 80, 1 (1998), 197.
- [34] Fei Sun, Jun Liu, Jian Wu, Changhua Pei, Xiao Lin, Wenwu Ou, and Peng Jiang. 2019. BERT4Rec: Sequential recommendation with bidirectional encoder representations from transformer. In *Proceedings of the 28th ACM International Conference on Information and Knowledge Management*. 1441–1450.
- [35] Yang Sun, Fajie Yuan, Ming Yang, Guoao Wei, Zhou Zhao, and Duo Liu. 2020. A Generic Network Compression Framework for Sequential Recommender Systems. *arXiv preprint arXiv:2004.13139* (2020).
- [36] Jiayi Tang and Ke Wang. 2018. Personalized top-n sequential recommendation via convolutional sequence embedding. In *Proceedings of the Eleventh ACM International Conference on Web Search and Data Mining*. 565–573.
- [37] Jiayi Tang and Ke Wang. 2018. Ranking distillation: Learning compact ranking models with high performance for recommender system. In *Proceedings of the 24th ACM SIGKDD International Conference on Knowledge Discovery & Data Mining*. 2289–2298.
- [38] Jiachun Wang, Fajie Yuan, Jian Chen, Qingyao Wu, Chengmin Li, Min Yang, Yang Sun, and Guoxiao Zhang. 2020. StackRec: Efficient Training of Very Deep Sequential Recommender Models by Layer Stacking. *arXiv preprint arXiv:2012.07598* (2020).
- [39] Fajie Yuan, Xiangnan He, Haochuan Jiang, Guibing Guo, Jian Xiong, Zhezhaoyu, and Yilin Xiong. 2020. Future Data Helps Training: Modeling Future Contexts for Session-based Recommendation. In *Proceedings of The Web Conference 2020*. 303–313.
- [40] Fajie Yuan, Xiangnan He, Alexandros Karatzoglou, and Liguang Zhang. 2020. Parameter-Efficient Transfer from Sequential Behaviors for User Modeling and Recommendation. In *Proceedings of the 43rd International ACM SIGIR Conference on Research and Development in Information Retrieval*. 1469–1478.
- [41] Fajie Yuan, Alexandros Karatzoglou, Ioannis Arapakis, Joemon M Jose, and Xiangnan He. 2019. A simple convolutional generative network for next item recommendation. In *Proceedings of the Twelfth ACM International Conference on Web Search and Data Mining*. 582–590.
- [42] Ying Zhang, Tao Xiang, Timothy M Hospedales, and Huchuan Lu. 2018. Deep mutual learning. In *Proceedings of the IEEE Conference on Computer Vision and Pattern Recognition*. 4320–4328.
- [43] Kun Zhou, Hui Wang, Wayne Xin Zhao, Yutao Zhu, Sirui Wang, Fuzheng Zhang, Zhongyuan Wang, and Ji-Rong Wen. 2020. S3-rec: Self-supervised learning for sequential recommendation with mutual information maximization. In *Proceedings of the 29th ACM International Conference on Information & Knowledge Management*. 1893–1902.