

# Earning sans learning: Noisy decision-making and labor supply on gig economy platforms

Daniel Freund

MIT Sloan School of Management, Cambridge, MA  
dfreund@mit.edu

Chamsi Hssaine

Cornell University, Ithaca, NY  
ch822@cornell.edu

We study a gig economy platform’s problem of finding optimal compensation schemes when faced with workers who myopically base their participation decisions on limited information with respect to their earnings. The stylized model we consider captures two key, related features absent from prior work on the operations of on-demand service platforms: (i) workers’ lack of information regarding the distribution from which their earnings are drawn and (ii) worker decisions that are sensitive to variability in earnings. Despite its stylized nature, our model induces a complex stochastic optimization problem whose natural fluid relaxation is also *a priori* intractable. Nevertheless, we uncover a surprising structural property of the relaxation that allows us to design a tractable, fast-converging heuristic policy that is asymptotically optimal amongst the space of all policies that fulfill a fairness property. In doing so, via both theory and extensive simulations, we uncover phenomena that may arise when earnings are volatile and hard to predict, as both the empirical literature and our own data-driven observations suggest may be prevalent on gig economy platforms.

*Key words:* Sharing economy; online labor platforms; service operations; stochastic modeling.

## 1. Introduction

Online labor platforms have revolutionized the nature of work in the past decade. While the majority of Americans still conform to standard notions of the 9-to-5 workday, over a third of American workers now take part in the gig economy (McCue 2018), free-lancing in a number of different roles, including driving for Lyft and Uber, shopping for Instacart, and building furniture for TaskRabbit. From an individual’s perspective, the appeal of these platforms stems largely from the opportunity for supplemental income (in addition to pre-existing employment), as well as the flexibility afforded to them by the status of independent contractor (Hall and Krueger 2018). This flexibility – in particular, the fact that individuals have agency over where and when to work – has spurred a long line of theoretical research seeking to answer the following overarching question: *How should an online labor platform compensate a dynamically changing workforce in order to maximize its profit?*

This question, though succinctly stated, relies on a fundamental primitive: a realistic model of workers’ behavior on these platforms. A standard model in the literature – the *rational entry* model – is that workers seek to maximize their *expected earnings*, and make the decision to join the platform if their expected earnings on it exceed an *outside option*, or *reservation wage* (Banerjee et al. 2015, Yang et al. 2018, Bimpikis et al. 2019). Such a behavioral model, however, relies on two critical assumptions: (i) workers are *well informed* of the true distribution from which the platform draws their earnings, and (ii) workers’ decisions are insensitive to *earnings variability* (i.e., they are risk-neutral). This paper is practically motivated by the realities that (i) gig economy workers’ earnings are often determined by algorithms into which workers themselves have little insight (Siddiqui 2019), and (ii) there is a widely held belief – as well as a growing body of evidence (Hyman et al. 2020) – that these independent contractors experience large amounts of earnings variability to which they are not insensitive (Prudential 2017).

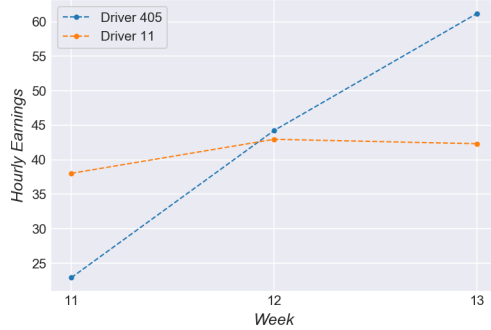
Not only do workers seem to experience high wage uncertainty, but anecdotal evidence also suggests that this uncertainty is in fact important to them. The following quotes illustrate both this importance and the diversity of opinions with respect to wage uncertainty:

*“If you drive for Lyft, you may be offered the Weekly Ride Challenge bonus. Algorithms based on who knows what determine the bonus amounts which can change week to week. Lyft told me that bonuses were ‘randomly’ assigned. That is doublespeak for BS! It is unfortunate that neither Uber nor Lyft offer a level playing field for all drivers to excel and be rewarded for doing so.” (The Rideshare Guy 2019)*

*“Lyft is more of a gamble with the potential for a big payout. Uber gives the driver more control with no potential for a big payout. It is unclear whether one actually pays out more over time. Regardless, I will give Lyft the advantage here [...] I love the opportunity to make a huge fare on a long ride. I want to ride the unicorn.” (The Rideshare Guy 2019)*

*“It’s like a rollercoaster – one week I can make \$1,000, the next I’ll make \$400 working the same number of hours.” (Reuters 2021)*

Thus, it would seem that classical models of agent behavior fail to capture key features of the nature of gig economy work; *what* workers know about their earnings, and *how* they react to income volatility suddenly become crucial considerations in the design of optimal compensation schemes on online labor platforms. The following example motivates why such questions are of first-order importance. Suppose Alice and Bob work for an online labor platform in the same three weeks, under the same market conditions, and for the same amount of time. In each of the three weeks, Bob makes around \$43 per hour; Alice, on the other hand, due to randomness in the platform’s



**Figure 1** Further evidence of the existence of widespread earnings variability on the RideAustin platform can be found in Appendix E.

algorithm, makes \$25 per hour in the first week, \$45 per hour in the second week, and \$60 per hour in the third week. Were Alice and Bob to both know their expected earnings rate of \$43 per hour, and were they perfectly rational with the same reservation wage of \$40 per hour, they would both stay on the platform after the first week. However, if Alice makes this decision at the end of the first week, with no knowledge of her future expected earnings, then she is more likely to leave the platform, having made so little. This example, though perhaps extreme, is in fact observed on a real-world ride-hailing platform. Indeed, Figure 1 shows two drivers’ hourly earnings over a period of three weeks on the RideAustin marketplace (RideAustin). (For these drivers’ earnings over a 44-week period, as well as further evidence of variability on this real-world platform, see Appendix E.)<sup>1</sup> Such variability puts into doubt the idea that rational entry is the *only* reasonable model for worker participation decisions on gig economy platforms, and invites the investigation of alternate models that take such phenomena into account.

Our work takes a first step in addressing this crucial gap in the literature by investigating what occurs when *ill-informed* workers make *noisy* decisions to stay on the platform, given their recent earnings. Under this model, we investigate the following questions: *How should a profit-maximizing platform structure worker compensation schemes? How does stochasticity in worker decision-making affect market outcomes? Do platforms benefit from this stochasticity? Do workers?*

### 1.1. Summary of contributions

We consider a stylized model of a labor platform. In each (discrete-time) period, workers join the platform, perform identical tasks, and receive a (possibly random) reward for the work performed. At the end of the period, *unaware of the underlying distribution* from which rewards are drawn, workers probabilistically make a decision based on the reward received in the period to stay on the

<sup>1</sup>The authors gratefully acknowledge Garg and Nazerzadeh (2019) for their publicly available code, which was helpful in conducting our analyses.

platform, or leave once and for all. Specifically, we assume that workers are partitioned into *types* defined by (i) their earnings sensitivity, formalized via a departure function that maps rewards received to the probability of departing, and (ii) the rate at which they join the platform. This model, though simple, gives rise to a wide spectrum of models of worker behavior. In particular, most of our results hold for *any* set of departure functions, as long as these functions are non-increasing in the reward paid out to a worker.

The platform collects some revenue associated with the number of workers on the platform in each period, and incurs the cost associated with paying these workers according to the chosen reward distribution (where the support of this distribution is assumed to be an arbitrary finite set). The goal of the platform is to determine the optimal compensation policy to maximize its long-run average profit. As is common in classical stochastic control problems, the infinite-horizon Markov Decision Process (MDP) associated with the platform’s optimization problem suffers from the curse of dimensionality, which motivates the task of finding *near-optimal* wage-setting policies.

One natural approach a platform may want to take to maximize its profit is to *learn, then discriminate*: given the history of rewards paid out to each worker, the platform could try to estimate each worker’s type, and “target” workers whom it believes would continue working for lower rewards. Though we show via an example that such a policy can indeed perform arbitrarily well relative to a benchmark fluid-based static policy that draws rewards independently and identically from the same distribution in each period, not only is such *explicit* wage discrimination potentially problematic from a legal standpoint, but it runs counter to a fundamental principle of fairness that motivates our work: that similar individuals be treated similarly (Dwork et al. 2012). Concretely, this principle dictates that compensation schemes pay different worker types that perform the same amount of work in the same way. Avoiding this sort of egregious wage discrimination, the platform can then turn to *dynamic* policies that draw rewards i.i.d. from the same distribution *in each period*, but all the while actively managing the labor supply by varying the distribution *across periods*. We show that, although such seemingly fair policies can too have attractive performance, they can insidiously wage discriminate by having different worker types experience different reward distributions on average, across time.

Motivated by these two undesirable outcomes, we impose two fairness constraints on the platform’s optimization problem: (i) workers must be paid from the same reward distribution *in each time period*, and (ii) different worker types must experience the same reward distribution on average, over a long enough time horizon. In one of our main contributions, we identify an asymptotically optimal policy amongst the space of all *fair* compensation schemes in a large-market regime parametrized by  $\theta$ . Perhaps surprisingly, this policy is *static*: in each period, it pays out rewards from the optimal solution to a natural fluid relaxation that functions as an upper bound on the

platform’s profit maximization problem. We moreover show that this policy is *fast-converging*: not only does it converge to the value of the fluid relaxation at a rate of  $\mathcal{O}(\frac{1}{\sqrt{\theta}})$ , as is known to be the case in many stochastic problems, but under just an additional mild technical condition on the platform’s revenue function, this convergence rate improves to  $\mathcal{O}(\frac{1}{\theta})$ . As we later discuss, this is due to the fact that the platform is ‘self-regulating’ in a certain sense, which strengthens the policy’s convergence.

While our policy satisfies these natural desiderata, computing it requires us to solve a high-dimensional nonconvex optimization problem which is, *a priori*, nontrivial to optimize. In our second main technical contribution, we show a surprising structural property of its optimal solution that allows us to efficiently compute its optimal solution. In particular, *independent of the size of the reward set, the number of worker types, and their departure probabilities*, there exists a fluid-optimal reward distribution that places positive weight on *at most* two rewards. This allows for an optimal solution to the relaxation to be found efficiently via exhaustive search over pairs of rewards, and then solving a KKT condition consisting of a single equation in one variable for each pair.

Not only is this simple structure appealing from a computational perspective, but it is critical in deriving a number of insights on the impact of stochasticity in worker decision-making on market outcomes, an *a priori* difficult task given the high-dimensional nature of the platform’s optimization problem. In particular, we consider a special incarnation of our model in which workers’ departure probability functions are parametrized by a degree of stochasticity — to be interpreted as a tolerance for wage uncertainty — and a value analogous to a *reservation wage* in the rational entry model. At a high level, one may expect the platform to be able to leverage the noise in workers’ decisions to its benefit by paying workers less than their reservation wage. Our results invalidate this false intuition. Under mild regularity conditions on the platform’s revenue function, we prove that, in the setting where  $K = 1$ , the platform’s profit is *non-increasing* in the degree of noise in workers’ decisions, and we provide numerical evidence of the same phenomenon in settings with many worker types. This insight has important implications from a managerial perspective; in particular, it suggests that a platform should increase the amount of information workers have in regards to their earnings in order to increase its profits.

We conclude the paper with a comparison of our stylized model of myopic workers who act stochastically, and the rational entry model considered in the majority of the literature. We show that, though worker surplus is increasing in the degree of noisy behavior for certain special cases, it can often be negative. This is precisely due to the fact that workers have limited information on their earnings distribution, and as a result may choose to stay on the platform *despite* the reward received being less than their reservation wages, something which would never happen under the

standard model of rational entry. Moreover, we numerically observe a double threshold structure in comparing the two models under the fluid heuristic. When the degree of stochasticity is small, surplus under the rational entry model exceeds that under the myopic model; for a large enough degree of noise, however, myopic worker surplus exceeds the rational surplus, until both drop down to zero, as the platform can no longer manage the variability in workers' decisions and pays out the minimum reward in each period. These results then suggest that platforms as well as policy-makers may be largely overestimating (resp., underestimating) worker surplus if the rational entry model is assumed.

**Structure of the paper.** In Section 1.2, we survey related literature. We then present the model and formulate the platform's optimization problem in Section 2. Section 3 is devoted to analyzing the fluid-based heuristic and proving its fast convergence to the value of the fluid relaxation in a large-market regime. We show in Section 4 that the fluid-based heuristic is asymptotically amongst the space of all policies that satisfy a natural fairness property; while we also show the existence of dynamic policies that outperform the fluid heuristic, these policies are inherently discriminatory. We then prove asymptotic optimality of the fluid-based heuristic amongst the space of all policies. We study the platform's optimal compensation scheme and market outcomes more generally for special cases of myopic worker behavior in Section 5, and discuss the implications of our results for labor supply management on gig economy platforms in Section 6. The proofs of all results are deferred to the Appendix.

## 1.2. Related work

**Empirical studies.** Our work is motivated by a growing body of literature providing empirical evidence of wage volatility on online labor platforms, with ride-hailing platforms such as Uber and Lyft being a notable source of interest. The most closely conceptually related work to ours is a recent paper by Hall et al. (2020), who, by studying shocks to drivers' average earnings caused by fare changes, find that average earnings are the driving force behind labor supply. The behavior we model is, in some sense, dual to their empirical findings; namely, for fixed *average earnings*, *variability* of earnings affects supply. In contrast to Hall et al.'s focus on changes in average earnings across time, Hyman et al. (2020) identify high variability on the Uber and Lyft platforms across workers. For example, they find that some Seattle drivers make as little as \$10 in weekly hourly earnings while others make as much as \$40 per hour, fluctuations which can be explained by differences in driving habits across workers. The results from our preliminary data analysis in Appendix E suggest that there may exist variability in driver earnings which fails to be explained by wage shocks or heterogeneity in worker habits. Separately, a few papers have recently identified high levels of attrition, or *churn*, on ride-hailing platforms. An analysis by Kooti et al.

---

(2017) suggests that, after a period of four months, “a large fraction of drivers stop working almost completely, driving fewer than five hours during a period of a month.” Similarly, Cook et al. (2018) find Uber’s driver churn to be as high as 68.1% over a period of six months. Motivated by this evidence of widespread attrition on online labor platforms, as well as indications from our data analysis that individual workers experience significant variability beyond what is due to seasonal effects, we broach the connection between these two from a theoretical perspective. Our analytical findings suggest that an empirical investigation regarding the relationship between the two could be of interest.

We briefly mention the long line of empirical work in labor economics on decision-making by independent contractors. The topic of income and behavioral effects was first broached by Camerer et al. (1997), and subsequently investigated within the context of taxicab drivers (Farber 2008, 2015, Sheldon 2016), stadium vendors (Oettinger 1999), and fishermen (Stafford 2015). Allon et al. (2018) join this line of work by studying ride-hailing drivers and their day-to-day work decisions; in particular, which incentives lead drivers to work during specific shifts. Our work does not model such micro-level day-to-day decisions but, as mentioned above, is interested in how individuals’ decisions to participate on the platform affect the platform’s global supply, and consequently, profit.

**Models of strategic decision-making.** A maturing stream of literature in operations management studies the matching of *strategic* supply and demand in on-demand service platforms. A primary topic of focus has been the workers’ capacity to *self-schedule*, i.e., the ability to decide *when* to work, given their beliefs about future earnings. Cachon et al. (2017) is one such prominent example, studying a model in which workers join the platform based on rational expectations of earnings, then observe (*i*) demand and (*ii*) their own participation cost before making a decision to work. Workers are then matched to the realized demand and paid as a function of a pre-specified contract and the realized supply-demand imbalance. Gurvich et al. (2019) similarly investigate the impact of self-scheduling capacity on platform operations; in the multi-stage model they consider, the platform initially recruits workers to the platform, and then commits to a wage in each period to induce workers to perform work.

Most noteworthy works on the strategic aspects of on-demand service platforms similarly assume that workers know their expected earnings, and make the decision to work on the platform based on this expectation (Banerjee et al. 2015, Castillo et al. 2017, Taylor 2018, Yang et al. 2018, Bimpikis et al. 2019, Lobel et al. 2021, Lian et al. 2021). In contrast, we assume that workers do not *a priori* know their earnings potential on the platform: they join the platform according to an exogenous process, and make a myopic (probabilistic) decision to remain on or depart from the platform given their type and their recent earnings. Though this is in stark opposition to the strong rationality

and informational assumptions made in the papers cited above, we argue that they are similar in intellectual spirit as they span, and seek to gain insights from, the extremes of the information and rationality spectrum.

The space we consider is also tangentially related to *principal-agent* models (Laffont and Martimort 2009). In such models a principal (the platform) hires an agent (the worker) to exert effort on behalf of the principal. Since only the output of this effort, rather than the actual effort, is observed, the contract between principal and agent must be designed in a way that induces the agent to both participate in the contract and exert effort. Dynamic mechanisms for the principal-agent problem have recently been studied by Sun and Tian (2018), Belloni et al. (2016), Chen et al. (2020), but have tended to focus on an individual principal/agent relationship. Thus, they do not consider the macro-level supply management setting which we consider. On the other hand, our attention here is solely on ensuring worker participation, so we do not include considerations of how to reward varying degrees of effort, which is also important for on-demand service platforms. Another conceptually related area is that of strategic agents acting when information acquisition is limited or costly (Wilson 2014, Schwartzstein 2014); our assumption of fully myopic behavior can be viewed as an extreme version of such settings, allowing us to obtain a tractable model which can be utilized to solve the platform’s broader supply management problem.

Finally, though the question of fairness in machine learning and mechanism design has attracted considerable attention in recent year, the question of fairness on online labor platforms has been explored to a far lesser extent, with the majority of the work on how machine learning algorithms can discriminate in hiring practices (see Finocchiaro et al. (2021) for an excellent exposition). To the best of our knowledge, as of yet no other works have considered the problem of designing *fair*, profit-maximizing compensation schemes for gig economy workers. We believe this to be a fruitful avenue for further research.

## 2. Preliminaries

We consider a discrete-time, infinite-horizon model of an online labor platform. In each period *workers* join the platform, perform work, receive a reward, and decide whether to stay on the platform for future periods or leave. The platform makes a profit, in each period, composed of the revenue from the work performed, net of the cost of the rewards paid out to workers. We formalize each component of the model below, beginning with some technical notation. For clarity of exposition, we defer a lengthy discussion of modeling assumptions to the end of the section.

**Technical notation.** Throughout the paper,  $\mathbb{R}_+ = \{x \in \mathbb{R} \mid x \geq 0\}$ ,  $\mathbb{R}_{>0} = \{x \in \mathbb{R} \mid x > 0\}$ , and  $\mathbb{N}^+ = \{i \in \mathbb{N} \mid i \geq 1\}$ . For  $K \geq 1$ , we let  $[K] = \{1, \dots, K\}$ . We use  $\text{supp}(f)$  to denote the support of a given probability mass function  $f$ , i.e.,  $\text{supp}(f) = \{x : f(x) > 0\}$ , and  $|\text{supp}(f)|$  denotes the cardinality of its support. Finally,  $\mathbf{e}_r$  is used to denote the unit vector in the direction of reward  $r$ .



**Workers.** We assume that there are  $K \in \mathbb{N}^+$  types of workers, defined by (i) their earnings sensitivity, and (ii) the rate at which they join the platform. Specifically, for  $i \in [K]$ , a type  $i$  worker is associated with a *departure probability function*  $\ell_i : \Xi \mapsto (0, 1]$ , where  $\Xi \subset \mathbb{R}_+$  is a finite set of rewards from which the platform chooses to compensate its workers. We assume that  $\ell_i$  is non-increasing and known to the platform. Let  $r_{\min} = \inf\{r \mid r \in \Xi\}$  and  $r_{\max} = \sup\{r \mid r \in \Xi\}$ . We assume that the number of type  $i$  arrivals in period  $t$ ,  $A_i(t)$ , is drawn i.i.d. (across types and periods) from a  $\text{Pois}(\lambda_i)$  distribution known to the platform, and let  $\mathbf{A}(t) = (A_i(t), i = 1 \in [K])$ .

**Periods.** Period  $t \in \mathbb{N}$  is defined by the following sequence of events: (i) for all  $i \in [K]$ ,  $A_i(t)$  type  $i$  workers join the platform and are assigned identical tasks to perform; (ii) each worker  $w$  on the platform performs her assigned task, and collects a (possibly random) reward  $r_w$ ; (iii) having collected reward  $r_w$ , worker  $w$ , unaware of the reward distribution, departs from the platform with probability  $\ell_{i_w}(r_w)$ , where  $i_w \in [K]$  denotes the type of worker  $w$ ; otherwise, she remains on the platform and moves onto the next period. We assume that the worker’s decision to leave the platform is made independently from all other workers, and independently of her prior earnings history, i.e., workers act myopically based only on their most recent experience; moreover, once a worker leaves, she does not return in a later period.

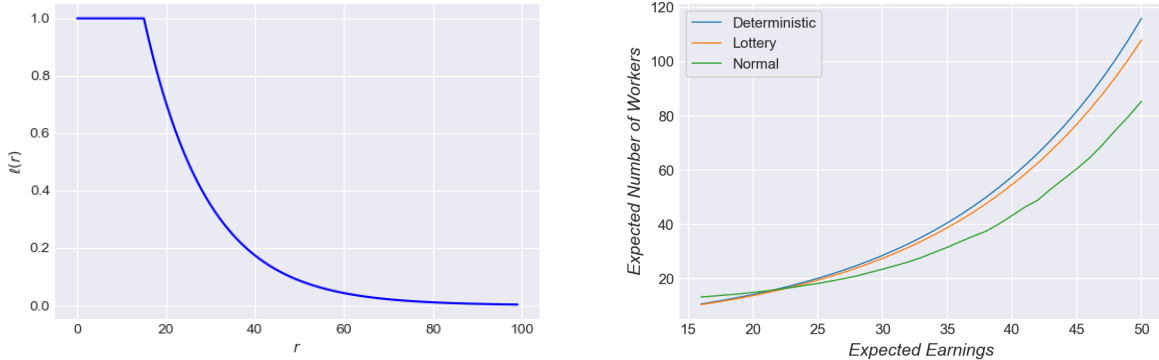
We use  $D_i(t)$  to denote the number of type  $i$  departures at the end of period  $t$ , with  $\mathbf{D}(t) = (D_i(t), i \in [K])$ . Finally, let  $N_i(t)$  be the number of type  $i$  workers on the platform completing a task in period  $t$  (and thus requiring payment), with  $\mathbf{N}(t) = (N_i(t), i \in [K])$ , and  $N(t) = \sum_{i \in [K]} N_i(t)$ .  $\mathbf{N}(t)$  is based on the number of workers who worked in the previous period and did not depart, as well as the number of new workers who joined at the beginning of the current period. Given the described dynamics, the *state* of the system is fully characterized by  $\mathbf{N}(t)$ , which evolves as

$$\mathbf{N}(t+1) = \mathbf{N}(t) - \mathbf{D}(t) + \mathbf{A}(t+1), \quad \forall t \in \mathbb{N}.$$

Before specifying the platform’s objective, we illustrate the extent to which the structure of the compensation scheme can affect platform outcomes. The following example motivates the need for the platform to carefully design compensation schemes when optimizing a desired objective.

**EXAMPLE 1.** Let  $K = 1$ ,  $\lambda = 10$ , and  $\ell(r) = \min\{1, e^{\alpha(-r+15)}\}$ , with  $\alpha = 0.07$ .<sup>2</sup> Holding workers’ expected earnings  $\mu$  fixed, we compare the expected number of workers in steady-state for three different compensation schemes: (i) workers deterministically receive reward  $\mu$ , (ii) the platform runs a lottery with variance  $\hat{\sigma}^2$  such that workers receive  $\mu$  in expectation (i.e., some workers receive a minimum wage of \$15 per hour, and some “lucky” workers receive a high reward which depends

<sup>2</sup>The chosen parameters model an unwillingness to work for less than \$15 per hour, with  $\alpha$  chosen such that approximately 90% of workers stay on the platform, given an hourly wage of \$50 per hour (U.S. Bureau of Labor Statistics 2020).



(a) Rewards and departure probabilities

(b) Expected earnings/number of workers

**Figure 2**  $K = 1$ ,  $\lambda = 10$ , and  $\ell(r) = \min \left\{ 1, e^{\alpha(-r+15)} \right\}$ , with  $\alpha = 0.07$ . The blue, orange, and green curves respectively show the steady-state supply of workers induced by a fixed hourly wage, a lottery, and normally distributed wages, holding the expected hourly earnings fixed. For low expected earnings ( $\mu \leq 23$ ), drawing rewards from  $\mathcal{N}(\mu, \hat{\sigma}^2)$  maximizes worker supply; for  $\mu > 23$ , a fixed wage is supply-optimal (though not necessarily profit-optimal, depending on the platform's revenue function).

on  $\mu$  and  $\hat{\sigma}^2$ ), and (iii) the platform draws rewards from a Normal distribution with mean  $\mu$  and variance  $\hat{\sigma}^2$ . We choose  $\hat{\sigma} = 11.2$ , the standard deviation of weekly hourly earnings of the top 5% highest-earning drivers in the RideAustin dataset.

Figure 2 shows the dependence of platform outcomes on the variability of the compensation scheme. For low expected earnings, normally distributed rewards outperform the lottery and fixed hourly wage, with these latter two inducing the same supply of workers. As  $\mu$  grows large, however, a fixed hourly wage outperforms the other two compensation schemes. In particular, for  $\mu = 35$  (the average hourly earnings of the highest-earning drivers in the RideAustin dataset), a fixed hourly wage induces approximately 30% more workers on the platform in steady state, as compared to a normally distributed wage. Clearly, such a difference in magnitude can have a dramatic effect on the platform's profitability and long-term sustainability.

We next specify the platform's objective and corresponding optimization problem.

**Platform objective.** Given  $N(t)$ , the total number of workers in period  $t$ , the platform obtains revenue  $R(N(t))$ , where  $R: \mathbb{R}_+ \mapsto \mathbb{R}_+$ . We assume that  $R$  is time-invariant, and depends only on the *total number* of workers on the platform, rather than the type composition of the worker pool in each period.  $R$  is moreover assumed to be Lipschitz continuous and differentiable over  $\mathbb{R}_{>0}$ , as well as non-decreasing and concave.

Given  $\{r_w\}_{w=1}^{N(t)}$ , the (possibly random) set of rewards paid out to workers in period  $t$ , the platform's period- $t$  profit is given by:

$$\Pi(t) = R(N(t)) - \sum_{w=1}^{N(t)} r_w.$$

We assume that, in period  $t$ , workers draw rewards independently from the same distribution  $\mathbf{x}(t) = (x_r(t), r \in \Xi)$  which the platform optimizes over.

Unless otherwise stated, we assume that if two workers of different types are on the platform in the same period, the distribution from which their rewards are drawn is identical.

Let  $\widehat{\Pi}(t)$  denote the expected profit in period  $t$ , where the expectation is taken over the randomness in the reward realizations. Then,

$$\widehat{\Pi}(t) = R(N(t)) - N(t) \left( \sum_r r x_r \right).$$

We formulate the platform's optimization problem as a discrete-time, infinite horizon Markov Decision Process (MDP), where the objective is to maximize the long-run average profit.

Suppose the initial condition is  $\mathbf{N}(0) = \mathbf{c}_0$ ,  $\mathbf{c}_0 \in \mathbb{N}^K$ . For any policy  $\varphi$ , let  $v(\varphi)$  denote the long-run average profit under  $\varphi$ . Formally:

$$v(\varphi) = \lim_{T \rightarrow \infty} \frac{1}{T} \mathbb{E} \left[ \sum_{t=1}^T \widehat{\Pi}(t) \mid \mathbf{N}(0) = \mathbf{c}_0 \right].$$

Given that the state space is exponential in the number of worker types, the curse of dimensionality renders the goal of solving the MDP to optimality intractable. As a result, we turn to the more attainable goal of designing *asymptotically optimal* policies in a so-called *large-market limit*. We formally define this large-market scaling below.

**Large-market limit.** The regime we consider is defined by a sequence of systems parametrized by  $\theta \in \mathbb{N}^+$ , with  $\lambda_i^\theta = \theta \lambda_i$  for all  $i \in [K]$ , and departure probabilities  $\{\ell_i(\cdot)\}_{i \in [K]}$  held fixed. We use  $N^\theta(t)$  to denote the number of workers on the platform in period  $t$  in the scaled system, and  $N^\theta$  the steady-state number of workers on the platform. In order to keep the cost and revenue of any given policy on the same order, we define the normalized profit in the scaled system at time  $t$  to be

$$\widehat{\Pi}^\theta(t) = R\left(\frac{N^\theta(t)}{\theta}\right) - \frac{N^\theta(t)}{\theta} \left( \sum_r r x_r \right).$$

We briefly motivate this choice of scaling via a newsvendor-like revenue function. Suppose  $R(N) = \min\{N, D\}$ , for all  $N \in \mathbb{N}$  and some  $D > 0$ . Then, scaling both demand and supply by  $\theta$ , a more standard scaling in which we simply divide  $R$  by  $\theta$  would give us:

$$\frac{1}{\theta} R(N^\theta) = \frac{1}{\theta} \min\{N^\theta, \theta D\} = \min\left\{\frac{N^\theta}{\theta}, D\right\} = R\left(\frac{N^\theta}{\theta}\right).$$

We moreover note that, with strictly concave and increasing  $R$ , a more standard scaling in which the revenue function is not normalized (i.e.,  $R(N^\theta)$  is not replaced with  $R(N^\theta/\theta)$ ), yields a vacuous asymptotically optimal solution  $\mathbf{x} = \mathbf{e}_{r_{\min}}$ , and the objective going to  $-\infty$ . Scaling the system in this manner overcomes such vacuities. Finally, we remark that a constant additive loss in  $\widehat{\Pi}^\theta$  translates to an  $\Omega(\theta)$  loss in the non-normalized profit  $\theta R(N^\theta/\theta) - N^\theta(\sum_r r x_r)$ .

For  $\theta \in \mathbb{N}^+$ , we let  $v_\theta(\varphi)$  denote the long-run average normalized profit of policy  $\varphi$ .

We conclude the section with a discussion of our modeling assumptions.

## 2.1. Discussion of modeling assumptions

*Myopic worker behavior.* Two key related features of our model are that (i) workers are unaware of the true distribution from which their wages are drawn, and (ii) they myopically decide to stay or leave based on their most recent earnings. Stylized though the behavioral model we consider may be, it captures the crucial fact that the mechanisms according to which many gig economy platforms determine worker compensation tend to lack transparency (Siddiqui 2019), as noted earlier. Moreover, even if workers were well informed of the underlying wage distribution, rather than assume they solve their own optimal stopping problem to determine when to leave the platform, we opt for the practically motivated model that they make their decision probabilistically based on recent earnings. In fact, the model we choose is general enough to allow for arbitrary rules of thumb, as long as they depend only on a worker’s earnings in the most recent period, and are non-increasing in these earnings. In particular, one special case of this general model of departure probabilities is a setting in which workers are endowed with a *reservation wage* and leave the platform with a probability that’s proportional to the difference between the wage received and their reservation wage.

This latter assumption, i.e., the fact that workers have no memory, is our model’s most stringent assumption; from a technical perspective, it remains unclear how to account for agents with (bounded) memory, all the while retaining model tractability. Still, we note that the abstraction of a period can be interpreted to be however long agents are thought to be sensitive to earnings history. For example, if gig economy workers are believed to consider two weeks’ worth of earnings before making the decision to leave the platform, one can interpret a period in our model as two weeks, and consider the reward to be the total payment for all tasks performed during those two weeks. Moreover, in light of the fact that many Americans live paycheck to paycheck, the assumption that workers are highly sensitive to wages in the most recent period is not unreasonable.

Finally, we note that at a very high level, myopic workers represent a “worst-case” from the platform’s perspective, in terms of how aggressively it needs to manage variability in its compensation schemes. Concretely, if workers were to act based on sampled rewards across many periods, then the variability of their draws would naturally even out, and approximate the underlying distribution of rewards. In that way, longer memories “mute” the effect of variability in a single period.

*Time-invariance of the revenue function.* Another assumption upon which our model relies is the fact that the revenue function depends only on the number of workers on the platform in a given period. In contrast to models in which a market is growing and the revenue is time-varying as a result (Lian and Van Ryzin 2021), our time-invariant assumption models a *mature* market, with newsvendor-like dynamics. Namely, though the firm’s revenue could depend on exogenous variables such as demand, we assume that the platform’s environment is stationary, and as such the revenue function we consider can be interpreted as an expected revenue, with the expectation taken over the randomness in all other variables of interest. This assumption is moreover well motivated by data obtained from the RideAustin marketplace, as can be seen in Figure 15 (Appendix E).<sup>3</sup>

*The reward distribution abstraction.* The abstraction of a reward distribution is not meant to imply that the firm should override the earnings variability due to other mechanisms underlying its operations, nor is it meant to imply that the firm has control over all sources of variability which could affect worker earnings (e.g., the weather, seasonal effects). However, by adjusting how they charge service fees, pay bonus incentives, and match workers to tasks, platforms have significant leverage over the reward distribution from which workers’ wages are drawn. Thus, to anchor this assumption to the reality of a platform’s complex operating mechanisms, one can imagine computing an (approximately) optimal reward distribution, and using it as a benchmark in terms of how to adjust workers’ earnings over the course of the period.

### 3. Asymptotic optimality of a fluid-based heuristic

Throughout this section we design and analyze our heuristic policy. To do so, we first turn our attention to the space of all *static* policies, which draw rewards from the same distribution in each period. In particular, we derive a heuristic static policy from a fluid relaxation which serves as a natural upper bound on the objective over the space of all static policies, denoted by  $\Phi$ .

We begin by introducing some notation. Let  $\Delta^{|\Xi|} = \{\mathbf{x} \in [0, 1]^{|\Xi|} : \sum_r x_r = 1\}$  denote the space of all distributions over rewards. Suppose  $\mathbf{x}$  denotes the distribution associated with static policy  $\varphi$ , then we will at times abuse notation and use  $\varphi$  and  $\mathbf{x}$  interchangeably. We moreover define  $v_\theta^* = \sup_{\varphi \in \Phi} v_\theta(\varphi)$ .

Consider the following deterministic relaxation of the stochastic system: in each period  $t$ , for all  $i \in [K]$ , we observe  $\lambda_i$  arrivals and  $\tilde{N}_i \sum_r \ell_i(r) x_r$  departures of type  $i$  workers, where  $\tilde{N}_i$  satisfies a stability constraint which ensures that, for each type, the number of arrivals and departures

<sup>3</sup>While the data is consistent with how we model the world, this does not preclude other explanations for why such a revenue curve may arise, e.g., a platform with self-scheduling capacity à la Cachon et al. (2017) would likely yield a similar curve.

are equal. That is, we must have  $\lambda_i = \tilde{N}_i \sum_r \ell_i(r) x_r$  for all  $i \in [K]$ . The resulting deterministic relaxation is

$$\begin{aligned} \tilde{\Pi}^* := & \max_{\mathbf{x} \in \Delta^{|\Xi|}, \tilde{\mathbf{N}} \in \mathbb{N}^K} R \left( \sum_i \tilde{N}_i \right) - \left( \sum_r r x_r \right) \left( \sum_i \tilde{N}_i \right) \\ \text{s.t.} \quad & \lambda_i = \tilde{N}_i \sum_r \ell_i(r) x_r. \end{aligned} \quad (\text{FLUID-OPT})$$

### 3.1. Fast convergence in the large-market regime

Let  $\mathbf{x}^*$  denote the optimal solution to FLUID-OPT, and let  $\varphi^*$  be the policy that draws rewards according to  $\mathbf{x}^*$  in every period. We note that, given the nonconvex structure of FLUID-OPT (see Proposition 2), it is a priori unclear whether  $\varphi^*$  can be derived efficiently. For now, we focus on analyzing the performance of  $\varphi^*$ , and consider the problem of *computing* it in Section 3.2.

We first show that  $\varphi^*$  is asymptotically optimal amongst all static policies under the large-market scaling we consider. In particular, we show that  $\tilde{\Pi}^*$  satisfies two desirable properties: (i) for all  $\theta$ ,  $\tilde{\Pi}^*$  is an upper bound on the profit of the optimal policy in the system parameterized by  $\theta$ , (ii) there exists a constant  $C > 0$  such that the difference between  $\tilde{\Pi}^*$  and the objective of  $\mathbf{x}^*$  in the system parameterized by  $\theta$  is bounded above by  $C/\theta$  (under a mild technical condition on  $R$ ; else,  $C/\sqrt{\theta}$ ).

**$\tilde{\Pi}^*$  as an upper bound.** The following proposition motivates the use of an optimal solution to FLUID-OPT as a suitable policy to maximize the platform's long-run average profit.

PROPOSITION 1.  $v_\theta^* \leq \tilde{\Pi}^*$  for all  $\theta \in \mathbb{N}^+$ .

**Performance bound.** We establish in Theorem 1 the standard  $\mathcal{O}\left(\frac{1}{\sqrt{\theta}}\right)$  additive loss bound of the fluid relaxation-based policy. Under a mild additional technical condition, we further prove that  $v_\theta(\varphi^*)$  actually converges to  $\tilde{\Pi}^*$  at a *linear* rate. Let  $\bar{\Lambda} = \sum_i \frac{\lambda_i}{\ell_i(r_{\max})}$  and  $\underline{\Lambda} = \sum_i \frac{\lambda_i}{\ell_i(r_{\min})}$ . Theorem 1 characterizes the performance of policy  $\varphi^*$  relative to  $\tilde{\Pi}^*$ .

THEOREM 1. *There exists a constant  $C_L > 0$  such that*

$$v_\theta(\varphi^*) \geq \tilde{\Pi}^* - \frac{C_L}{\sqrt{\theta}}.$$

*Suppose moreover that  $R$  is twice-continuously differentiable over  $\mathbb{R}_{>0}$ , and that there exists a constant  $\alpha > 0$  such that  $R''(x) \geq -\theta^\alpha$  for all  $x \in \left[\frac{1}{\theta}, \bar{\Lambda}\right]$ . Then, there exists a constant  $C > 0$  such that*

$$v_\theta(\varphi^*) \geq \tilde{\Pi}^* - \frac{C}{\theta}.$$

It is easy to check that “reasonable” concave functions such as  $R(x) = x^\beta$ ,  $\beta \in (0, 1)$ , and  $R(x) = \log(1 + x)$  satisfy the conditions of Theorem 1.

At a high level, our system distinguishes itself from many systems considered in the classical stochastic control literature due to the fact that it is “self-adjusting,” or, more specifically, “self-draining.” What we mean by this is that, even though  $\varphi^*$  is a static policy, its effect on the system does in fact depend on the current state: the higher the number of workers on the platform, the more workers depart from the platform in the next period, on average. This directly follows from the fact that the mean of a Binomial distribution is increasing in the number of trials. Such a “self-draining” feature acts as self-regulation, preventing the platform from being overloaded with workers who yield little marginal revenue relative to their wages. On the other end of the spectrum, the lower bound on  $R''$  for small values of  $x$  precludes exponentially steep functions, for which the revenue loss could be large when there are few workers on the platform. We note that a similar “self-adjustment” phenomenon leading to  $\mathcal{O}(\frac{1}{\theta})$ -convergence was identified in Cao et al. (2020), though for an entirely different setting.

**Numerical experiments.** We next illustrate the performance of  $\varphi^*$ , which we refer to as the *fluid heuristic*, relative to the optimal fixed wage and a lottery. We first describe the experimental setup.

*Compensation schemes.* We assume the platform’s revenue is newsvendor-like:  $R(x) = 100 \min\{x, 150\}$  for  $x \in \mathbb{R}_+$ . We let  $\Xi = \{15, 16, \dots, 60\}$  and consider three different compensation schemes: (i) the fluid-based heuristic, (ii) a lottery with variance  $\hat{\sigma}^2$  such that workers receive  $\mu$  in expectation, with  $\mu = \sum_r r x_r^*$  and  $\hat{\sigma} = 11.2$ , the variability experienced by the top 5% highest-earning drivers in the RideAustin dataset (as in Example 1) and (iii) a fixed wage  $r^{\text{det}}$  (specifically, the optimal fixed wage).

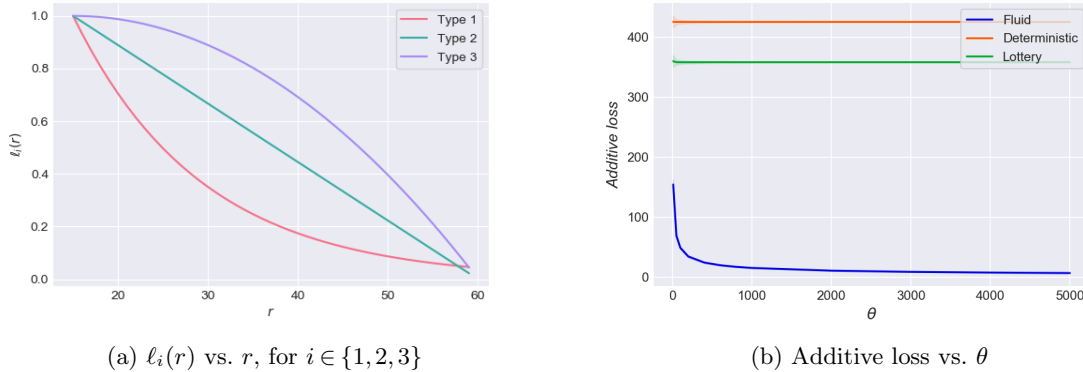
*Worker types.* We let  $K = 3$ , with  $\lambda_1 = \lambda_2 = \lambda_3 = 10/3$ , and consider the following departure probability functions, depicted in Figure 3a:

1. type 1 workers:  $\ell_1(r) = \min\{1, e^{\alpha_1(-r+15)}\}$ ,  $\alpha_1 = 7/100$
2. type 2 workers:  $\ell_2(r) = -\alpha_2 r + \beta_2$ ,  $\alpha_2 = 1/45$ ,  $\beta_2 = 4/3$
3. type 3 workers:  $\ell_3(r) = -\alpha_3 r^2 + \beta_3 r + \gamma_3$ ,  $\alpha_3 = (1/2025)$ ,  $\beta_3 = 2/135$ ,  $\gamma_3 = 8/9$

We will later see that the chosen functional forms model varying risk preferences, with type 1, 2, and 3 workers respectively risk-averse, risk-neutral, and risk-seeking over  $\Xi$ .

*Performance metric.* Our performance metric is *additive loss* relative to FLUID-OPT, an upper bound on the loss relative to  $v_\theta^*$  (by Proposition 1). Formally, for each of the three compensation schemes  $\varphi$  described above, we compute  $\tilde{\Pi}^* - v_\theta(\varphi)$ , for  $\theta \in \{1, \dots, 5 \cdot 10^3\}$ .

Recall,  $\tilde{\Pi}^*$  is a constant *independent of*  $\theta$ . Thus, constant loss (a desideratum for more standard large-market scalings) can always trivially be achieved by paying out the minimum reward to



(a)  $l_i(r)$  vs.  $r$ , for  $i \in \{1, 2, 3\}$  (b) Additive loss vs.  $\theta$   
**Figure 3** Additive loss of the fluid (dark blue curve), deterministic (dark orange curve), and lottery (green curve) heuristics.

workers. The desideratum here is an *asymptotically optimal* policy for which the additive loss converges to zero.

*Results.* We show the results (for 1,000 replications of simulations) in Figure 3b. These results illustrate the strong performance of the fluid heuristic for this particular problem instance. In particular, we indeed observe that the fluid heuristic converges to  $\tilde{\Pi}^*$ , as predicted by our theoretical results. Moreover, the fluid policy outperforms the deterministic and lottery compensation schemes, both of which have performance loss bounded away from zero, i.e., they are not (asymptotically) optimal. Further evidence of this behavior can be found in Figure 5 (Section 5.1), when we derive practical insights on the dependence of these compensation schemes on workers' risk preferences.

### 3.2. Structure and computation of the fluid optimum

Leveraging a fluid relaxation to develop asymptotically optimal policies is a classical approach in many stochastic control problems. In these models, not only is the fluid relaxation a natural upper bound, but it is also an attractive candidate to develop good policies due to its tractability; in particular, the fluid problem can typically be cast as either a linear or convex program. Unfortunately, Proposition 2 establishes that FLUID-OPT does not inherit such a convenient structure.

**PROPOSITION 2.** FLUID-OPT is, in general, non-convex.

Thus, solving FLUID-OPT efficiently is *a priori* a difficult task given its high-dimensional and non-convex nature. Though the issue of non-convexity is typically circumvented via an exchange of variables (Cao et al. 2020), this approach fails in our setting due to the nonlinearity in the total cost of employing  $\tilde{N}_i$  workers,  $\tilde{N}_i (\sum_r r x_r)$ , for  $i \in [K]$ . Further, the arbitrary heterogeneity in worker types (i.e., the lack of assumptions on  $\{\ell_i(r)\}_{i \in [K]}$  stronger than non-increasing in  $r$ ), makes a crisp characterization of the optimal solution seem elusive.



Despite these obstacles, our analysis in this section shows that it is possible to derive tractable optimal solutions based on a surprising structural property: regardless of both  $|\Xi|$  and  $K$ , FLUID-OPT has an optimal solution which assigns positive weight to *at most* two rewards  $r_1$  and  $r_2$ , i.e.,  $x_{r_2} = 1 - x_{r_1}$  and  $x_r = 0$  for  $r \notin \{r_1, r_2\}$ .<sup>4</sup> Theorem 2 formalizes this result.

**THEOREM 2.** *For any instance of FLUID-OPT, independent of  $K$  and  $|\Xi|$ , there exists an optimal solution  $\mathbf{x}^*$  such that  $|\text{supp}(\mathbf{x}^*)| \leq 2$ .*

Theorem 2 presents a *structural* characterization of the fluid optimal solution which has far-reaching implications for the *analytical* and *computational* tractability of FLUID-OPT. In particular, suppose we fix  $r_1, r_2 \in \Xi$  and assume  $\text{supp}(\mathbf{x}^*) = \{r_1, r_2\}$ , with  $x$  being the weight placed on  $r_1$ , and  $1 - x$  the weight placed on  $r_2$ . Then, FLUID-OPT becomes a one-dimensional problem in  $x$ , and can be solved via the KKT conditions. This then implies that an *optimal solution to the non-convex problem* FLUID-OPT can be found efficiently by exhaustively searching over  $\binom{|\Xi|}{2}$  possible pairs of rewards. Importantly, we leverage this property to derive both analytical and numerical insights in Sections 4 and 5. We provide some high-level intuition for the strategy used to prove this key structural result below, and defer the proof of the theorem to Appendix B.

Our proof technique is motivated by the following trivial observation: a profit-maximizing solution must trade off between recruiting enough workers in order to collect high revenue, all the while keeping costs relatively low. We disentangle these two competing effects by introducing a closely related *budgeted supply maximization* problem, which we term SUPPLY-OPT. We then constructively show that, given an optimal solution to SUPPLY-OPT that places positive probability mass on more than two rewards, there exists a “support reduction” procedure that takes three appropriately chosen rewards and allocates all of the weight on one reward to the other two. Crucially, this procedure is designed so that both the average reward paid out to workers and the total number of workers are maintained. The key difficulty is in showing that this can in fact be done.

The tractable structure of the fluid optimum enables not only our numerical experiments, but also allows us to gain additional analytical insights into special cases of myopic worker behavior. We extensively leverage this in Section 5.

## 4. Fair policies and wage discrimination

Having established the asymptotic optimality of  $\varphi^*$  amongst the space of all *static* policies, a natural question that arises is whether there exist *time-varying* policies that improve upon  $\varphi^*$ . In this section we show that all policies that do so violate a natural fairness property that we define

<sup>4</sup>We note that the ability to solve FLUID-OPT optimally is crucial to this latter result; were this not the case, any constant-factor approximation to the fluid optimum would fail to converge to the optimum.

below (see Definition 2). In order to analyze *first-order* differences between the policies we consider, in the remainder of the paper we focus on a deterministic relaxation of the stochastic system (see Remark 1 below).

When expanding the space of policies beyond static ones, one approach a platform could take would be in the flavor of *learn, then discriminate*: By deploying machine learning algorithms to learn workers’ types, platforms can leverage this additional information to then pay workers of different types different amounts. Our first result in this section confirms that such *explicit wage discrimination* can indeed arbitrarily outperform our fluid heuristic. However, this seems incompatible with our understanding of fairness, and could possibly even be illegal, e.g., if a given type correlates with a protected class.

In an effort to avoid policies that *learn, then discriminate*, our second result in this section analyzes a policy that pays workers from the same distribution in each period, but is based on a fixed schedule of alternating reward distributions: it pays one distribution in odd periods, another in even periods. We show that, in the particular example considered, this policy also outperforms FLUID-OPT. Interestingly, we find that this seemingly fair policy is still based on the same premise of wage discrimination: by steering the number of workers of different types to vary between even and odd periods, it ensures that workers of one type are systematically favoured over workers of the other type. We refer to this more subtle version of wage discrimination, which pays workers in the same period according to the same distribution, as *implicit wage discrimination*.

Finally, in the main result of this section we show that it is no coincidence that both of the examples that outperform FLUID-OPT involve wage discrimination: for all policies, dynamic or static, that fulfill a closely related fairness property (see Definition 2), FLUID-OPT is a valid upper bound. A corollary of this result is that our fluid policy is asymptotically optimal, in the sense of our large-market limit, among all policies that fulfill the fairness property.

REMARK 1. Mirroring the intuition of FLUID-OPT, our deterministic relaxation models a system in which, in each period  $t$ , a nonatomic mass of  $\lambda_i$  type  $i$  workers arrives. When a unit mass of type  $i$  workers receives a reward  $r$ , a  $\ell_i(r)$  fraction of the unit mass departs from the platform. In particular, for policies that wage discriminate only implicitly, there are exactly  $\tilde{N}_i(t) \sum_r \ell_i(r) x_r(t)$  departures of type  $i$  workers in period  $t$ . As a result,  $\tilde{N}_i(t)$  can be computed inductively as  $\tilde{N}_i(t+1) = \tilde{N}_i(t) (1 - \sum_r \ell_i(r) x_r(t)) + \lambda_i$ . One can show that under the large-market limit defined in Section 3.1, the profit induced by the policies we consider converges to their respective deterministic relaxations, via similar arguments as those used to establish Theorem 1.

**Explicit wage discrimination.** Proposition 3 formalizes the intuition described above, that policies that learn worker types and target “cheaper” workers can greatly outperform fair static policies. We say that such policies *explicitly* wage discriminate.

We first introduce some additional notation. Let  $\tilde{N}(t) = \sum_i \tilde{N}_i(t)$ , for  $t \in \mathbb{N}$ . Given policy  $\varphi$ , we often use  $\tilde{N}^\varphi(t)$  to emphasize the dependence on  $\varphi$ . We moreover use  $\tilde{\Pi}(\varphi)$  to denote the long-run average profit induced by  $\varphi$  in the deterministic relaxation of the stochastic system.

**PROPOSITION 3.** *Consider the setting with  $K = 2$ ,  $\Xi = \{0, v_1, v_2\}$ ,  $v_1 < v_2$ , and the following departure probabilities:*

$$\ell_1(r') = \begin{cases} 1 & \text{if } r' = 0 \\ 0 & \text{if } r' \in \{v_1, v_2\} \end{cases} \quad \text{and} \quad \ell_2(r') = \begin{cases} 1 & \text{if } r' \in \{0, v_1\} \\ 0 & \text{if } r' = v_2. \end{cases}$$

Moreover, let  $R(\tilde{N}) = \alpha \min\{\tilde{N}, D\}$ ,  $\alpha > 2v_2$ , and  $\lambda_1 = D/4, \lambda_2 = D/2$ . Then, there exists a policy  $\varphi^b$  that explicitly wage discriminates such that

$$\tilde{\Pi}(\varphi^b) - \tilde{\Pi}(\varphi^s) = \Omega(D),$$

where  $\varphi^s$  denotes the optimal static policy.

The policy  $\varphi^b$  that we construct is *belief-based*, i.e., it targets cheaper type 1 workers by first learning their type, and then keeping them on the platform, all the while keeping type 2 workers off the platform. Specifically,  $\varphi^b$  learns the type of workers early on by paying all arriving workers  $v_1$ . If a worker stays on the platform after having been paid  $v_1$ , then this worker is necessarily a type 1 worker, who is “cheaper” to keep on the platform than a type 2 worker. Once enough type 1 workers are on the platform, the policy no longer needs to keep arriving workers on the platform, and can pay them nothing for the rest of time.

**Implicit wage discrimination.** While belief-based policies are clearly beneficial from a profit maximization perspective, as argued above, the explicit wage discrimination seems objectionable on moral — and possibly legal — grounds. This then begs the question whether there exist policies that improve upon FLUID-OPT, under which the reward distribution is the same for all workers in each time period. To answer this question, we turn to the space of *cyclic* policies, formally defined below.

**DEFINITION 1 (CYCLIC POLICY).** Policy  $\varphi$  is *cyclic* if there exists  $\tau \in \mathbb{N}^+$  such that  $\mathbf{x}(t + \tau) = \mathbf{x}(t)$  for all  $t \in \mathbb{N}^+$ . The smallest  $\tau$  for which this holds is the cycle length of policy  $\varphi$ , which we term  $\tau$ -*cyclic*.

When making the distinction between a  $\tau$ -cyclic policy  $\varphi^\tau$  and another policy  $\varphi$ , we sometimes use  $\tilde{N}_i^\tau(t)$ , for  $i \in [K], t \in \mathbb{N}^+$ .

Proposition 4 shows that such discrimination also successfully outperforms static policies.

PROPOSITION 4. Suppose  $K = 2$ , and  $\lambda_2 = \lambda, \lambda_1 = 0.1\lambda, \lambda > 0$ . Let  $\Xi = \{0, r\}$ , for some  $r > 0$ , with departure probabilities given by:

$$\ell_1(r') = \begin{cases} 0 & \text{if } r' = r \\ 0.1 & \text{if } r' = 0 \end{cases} \quad \text{and} \quad \ell_2(r') = \begin{cases} 0.5 & \text{if } r' = r \\ 1 & \text{if } r' = 0. \end{cases}$$

Suppose moreover that  $R(\tilde{N}) = \alpha\tilde{N}$ ,  $\alpha \in [0.7r, r)$ .

Consider the cyclic policy  $\varphi^c$  of length 2 which alternates between the two rewards in every period, i.e., the policy defined by  $(\mathbf{x}_r(t), t \in \mathbb{N}^+)$  such that:

$$x_r(t) = \begin{cases} 1 & \text{if } t \text{ odd} \\ 0 & \text{if } t \text{ even.} \end{cases}$$

Then,

$$\tilde{\Pi}(\varphi^c) - \tilde{\Pi}(\varphi^s) = \Omega(\lambda).$$

The cyclic policy described above engages in strategic *wage slashing*: it induces a large number of type 2 workers to stay on the platform every other period, thus benefiting from their labor in the next period. In this next period, however, the platform is able to retain all of its revenue as net profit by not paying workers for their labor. We moreover make the following important observation regarding this wage slashing policy: in expectation, *type 1 and type 2 workers experience different reward distributions*. In particular, we show in Appendix C.2 that under  $\varphi^c$ , while a type 1 worker in expectation receives the higher reward approximately 50% of the time, a type 2 worker is only paid the higher reward 40% of the time in expectation.<sup>5</sup>

**Asymptotic optimality of  $v_\theta(\varphi^*)$  among non-discriminatory policies.** The above example demonstrates the existence of time-varying policies for which *in hindsight*, different types of workers may realize that they were compensated differently on average. Driven by the principle that a platform should “*treat similar individuals similarly*” (Dwork et al. 2012), we now define a class *fair* policies which avoid these discriminatory outcomes.

DEFINITION 2 (FAIR POLICY). A policy  $\varphi$  defined by a sequence of reward distributions  $(\mathbf{x}(t), t \in \mathbb{N}^+)$  is said to be *fair* if, for all  $\delta > 0$ , there exists  $\tau_0 \in \mathbb{N}^+$  such that for all  $\tau > \tau_0$ :

$$\left\| \frac{1}{\sum_{t=t'}^{t'+\tau} \tilde{N}_i^\varphi(t)} \sum_{t=t'}^{t'+\tau} \tilde{N}_i^\varphi(t) \mathbf{x}(t) - \frac{1}{\sum_{t=t'}^{t'+\tau} \tilde{N}_j^\varphi(t)} \sum_{t=t'}^{t'+\tau} \tilde{N}_j^\varphi(t) \mathbf{x}(t) \right\|_1 < \delta \quad \forall t' \in \mathbb{N}^+, \forall i, j \in [K].$$

(FAIR-POLICY)

<sup>5</sup>This instance technically violates the assumption that  $\ell(r_{\max}) > 0$ ,  $r_{\min} = 0$ ,  $\ell_2(r_{\min}) = 1$  and  $\ell_1(r_{\max}) = 0$  were chosen for ease of exposition; one can similarly construct instances where  $r_{\min} > 0$ ,  $\ell_2(r_{\min}) = 1 - \epsilon$ , and  $\ell_1(r_{\max}) = \epsilon$  for small enough  $\epsilon > 0$  such that wage slashing is beneficial.

Informally, a fair policy guarantees that, over any long enough time interval, the expected reward distributions respectively observed by different worker types do not differ too greatly. Note that cyclic policies are not, in general, fair, as we established in Appendix C.2. Importantly, static policies are inherently fair, since all workers draw rewards from the same distribution *across all periods*.

As of yet, all of the examples of dynamic policies that we have investigated have either discriminated *explicitly*, by paying different workers different amounts, or been unfair in the formal sense defined above. This then begs the question: *Do there exist fair dynamic policies that outperform our fluid-based heuristic?* The following theorem answers this question in the negative: *the fluid-based heuristic is asymptotically optimal amongst the space of all fair policies.*

We first introduce some notation. We use  $\widehat{\Phi}$  to denote the space of all policies, and let  $\widehat{\Phi}^f$  denote the space of all *fair* policies. Moreover, let  $\widetilde{\Pi}^f = \sup_{\varphi \in \widehat{\Phi}^f} \widetilde{\Pi}(\varphi)$ . Recall,  $\Phi$  denotes the space of all *static* policies.

**THEOREM 3.** *Suppose  $\ell_i(r_{\min}) = 1$  for all  $i \in [K]$ .<sup>6</sup> Then, static policies are asymptotically optimal amongst the space of all fair policies. Formally,*

$$\sup_{\varphi \in \Phi} \widetilde{\Pi}(\varphi) = \widetilde{\Pi}^f.$$

As an immediate corollary to Theorem 3, we have that, when  $K = 1$ , static policies are asymptotically optimal over the space of *all* policies, since inter-type wage discrimination is by definition impossible when workers are homogeneous.

**COROLLARY 1.** *Suppose  $K = 1$  and that  $\ell(r_{\min}) = 1$ . Then, static policies are asymptotically optimal amongst the space of all policies. Formally,*

$$\sup_{\varphi \in \Phi} \widetilde{\Pi}(\varphi) = \sup_{\varphi \in \widehat{\Phi}} \widetilde{\Pi}(\varphi).$$

The proof of Theorem 3 is constructive. In particular, we show that given any fair dynamic policy, for any  $\delta > 0$  there exists an *approximately fair cyclic* policy with a long enough cycle length whose profit is within  $\delta$  of the dynamic policy. We then show that the performance of any approximately fair cyclic policy can be approximated to arbitrary closeness by an appropriately constructed static policy that “mixes” between the cyclic policy’s distribution across periods. Putting these facts together, we obtain optimality of the fluid heuristic amongst the space of arbitrary fair policies. We defer a complete proof to Appendix C.3.

<sup>6</sup>This assumption is for technical simplicity. The proof for the case that  $\ell_i(r_{\min}) < 1$  for some  $i \in [K]$  becomes much more cumbersome as wage-slashing is then required over not one, but  $\Theta\left(\log\left(\frac{\lambda_i}{\ell_i(r_{\max})}\right)\right)$  periods.

## 5. Special cases

In this section we leverage the tractable structure of the fluid optimum derived in Section 3 to gain insights into optimal policies and market outcomes under special cases of worker behavior. In particular, we illustrate how the convexity structure of workers’ departure probability functions affect the platform’s profit given a particular policy. Connecting this convexity structure to workers’ *risk preferences*, we derive further insights into the structure of the fluid optimum depending on their affinity for wage uncertainty. We finally investigate the impact of noisy perturbations to rational behavior, under the myopic assumption. This allows us to contrast our findings to the standard *rational entry* model of worker behavior, in which *perfectly-informed* workers endowed workers with a fixed *reservation wage* join (and never leave) the platform if and only if their expected earnings exceed their reservation wage.

The following example demonstrates that, depending on the specific structure of a worker’s departure probability function, not only does the *average* reward of the compensation scheme affect the platform’s profit, but so does the *variance* in earnings.

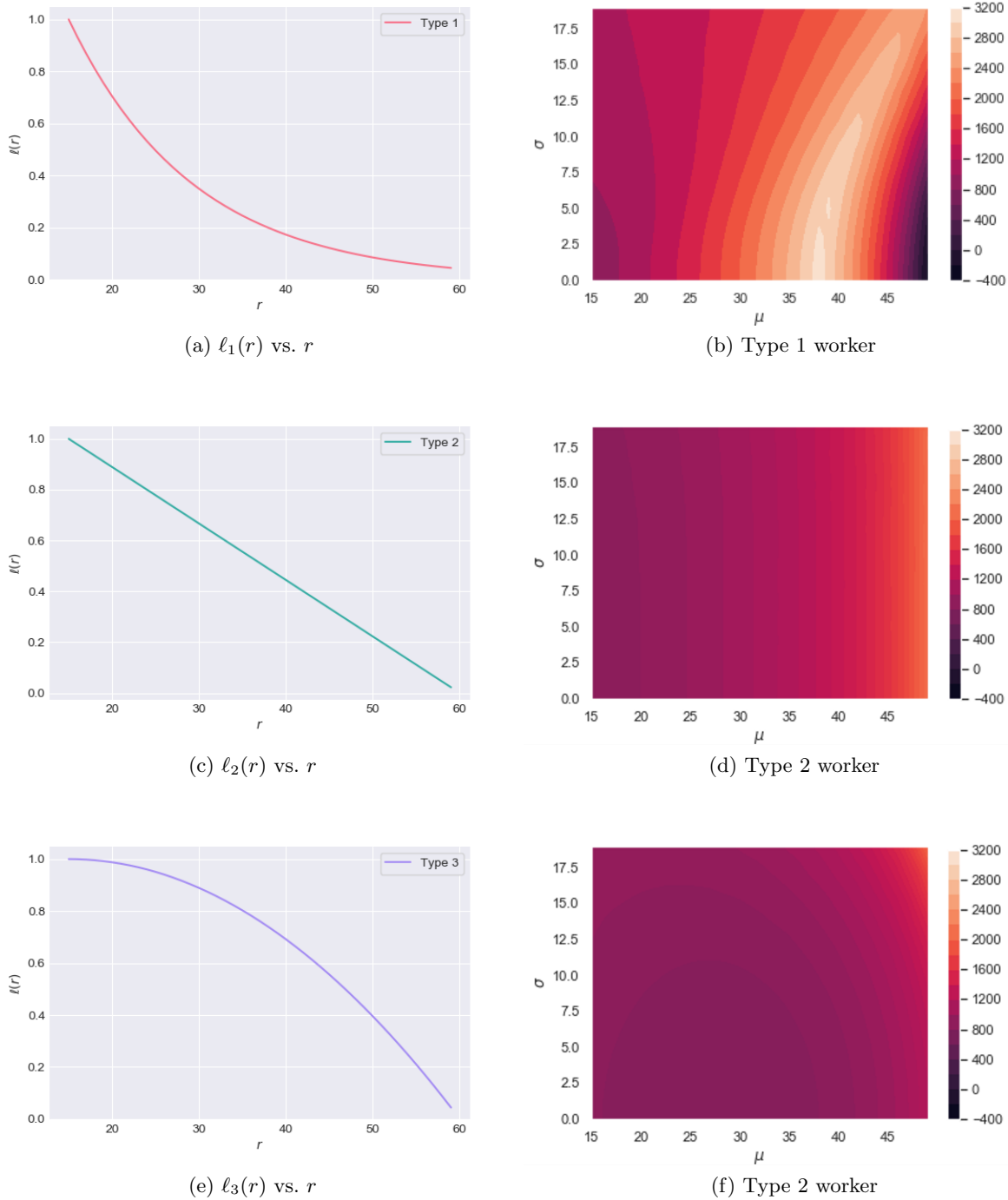
EXAMPLE 2. We consider three different settings, with departure probability functions as in Figure 3a. In each setting,  $K = 1$ ,  $\lambda = 10$ , and the revenue function is given by  $R(N) = 100 \min\{N, 50\}$ . We consider the policy that draws rewards from a normal distribution with mean  $\mu$  and variance  $\sigma^2$ , and study the effect of varying both of these parameters on the platform’s profit, for each of these settings. Our results are shown in Figure 4.

For a type 1 worker with a convex departure probability function, holding average earnings  $\mu$  fixed, the platform’s profit is highly sensitive to the standard deviation of the reward distribution. In particular, around  $\mu = 37$ , the platform experiences a steep drop in profit between  $\sigma = 0$  and  $\sigma = 20$ . On the other hand, when  $\ell_2(r)$  is linear, for fixed  $\mu$ ,  $\sigma$  has no visible impact on profit. Finally, for a type 3 worker with a concave departure probability function, for fixed average earnings, the platform’s profit is *increasing* in the standard deviation of the reward distribution. Importantly, the first and last phenomena would never be observed under the rational entry model, as worker decisions in this latter model are by definition insensitive to the variance of the wage distribution.

We formalize the relationship between the structure of the fluid optimum and that of the departure probability functions in the next section.

### 5.1. Dependence of the fluid heuristic on risk preferences

In Section 1 we anecdotally observed that, though some gig economy workers dislike wage uncertainty, others enjoy the “gamble” of large payouts resulting from some platforms’ incentive structures. In other words, workers can be either *risk seeking* or *risk averse* in terms of the wage uncertainty that they face. In light of this anecdotal evidence, one may expect optimal compensation schemes to vastly differ depending on which of these types of workers the platform employs.



**Figure 4** Impact of wage variability on long-run average profit,  $K = 1$ ,  $\lambda = 10$ ,  $R(N) = 100 \min\{N, 50\}$ , with  $r \sim \mathcal{N}(\mu, \sigma^2)$ .

This then motivates the following question: *How do varying risk preferences affect the structure of the fluid heuristic?*<sup>7</sup>

<sup>7</sup>The definitions of risk averse and risk seeking behavior we provide below do not conform to standard game theoretic definitions of risk aversion tied to worker utilities, which are not a part of our model. We abuse terminology for the purpose of providing intuition to the reader.

In order to answer this question, we leverage our empirical observations in Example 2 and formally relate workers' risk preferences to their departure probability functions.

DEFINITION 3 (WORKER RISK PROFILE). A type  $i$  worker is *risk averse* if her departure probability function is *strictly convex* over  $\Xi$ :

$$\ell_i(r_2) < \ell_i(r_1) \cdot \frac{r_2 - r_3}{r_1 - r_3} + \ell_i(r_3) \left(1 - \frac{r_2 - r_3}{r_1 - r_3}\right) \quad \forall r_1 > r_2 > r_3 \in \Xi.$$

A type  $i$  worker is *risk seeking* if her departure probability function is *strictly concave* over  $\Xi$ :

$$\ell_i(r_2) > \ell_i(r_1) \cdot \frac{r_2 - r_3}{r_1 - r_3} + \ell_i(r_3) \left(1 - \frac{r_2 - r_3}{r_1 - r_3}\right) \quad \forall r_1 > r_2 > r_3 \in \Xi.$$

We next introduce the notion of *dispersion* of a reward scheme.

DEFINITION 4 (MAXIMAL AND MINIMAL DISPERSION). Consider any feasible distribution  $\mathbf{x}$  to FLUID-OPT, and suppose  $\text{supp}(\mathbf{x}) = \{r, r'\}$ , with  $r > r'$ .  $\mathbf{x}$  is said to be *maximally dispersed* if  $r = r_{\max}$  and  $r' = r_{\min}$ .  $\mathbf{x}$  is said to be *minimally dispersed* if  $r$  and  $r'$  are consecutive rewards in  $\Xi$ , or if  $\mathbf{x} = \mathbf{e}_r$  for some  $r \in \Xi$ .

The following proposition formalizes our high-level intuition by establishing that the dispersion of the fluid-based policy  $\varphi^*$  vastly differs depending on workers' risk profiles.

PROPOSITION 5. *If workers are risk averse, then  $\mathbf{x}^*$  is minimally dispersed. On the other hand, if workers are risk seeking, then  $\mathbf{x}^*$  is maximally dispersed.*

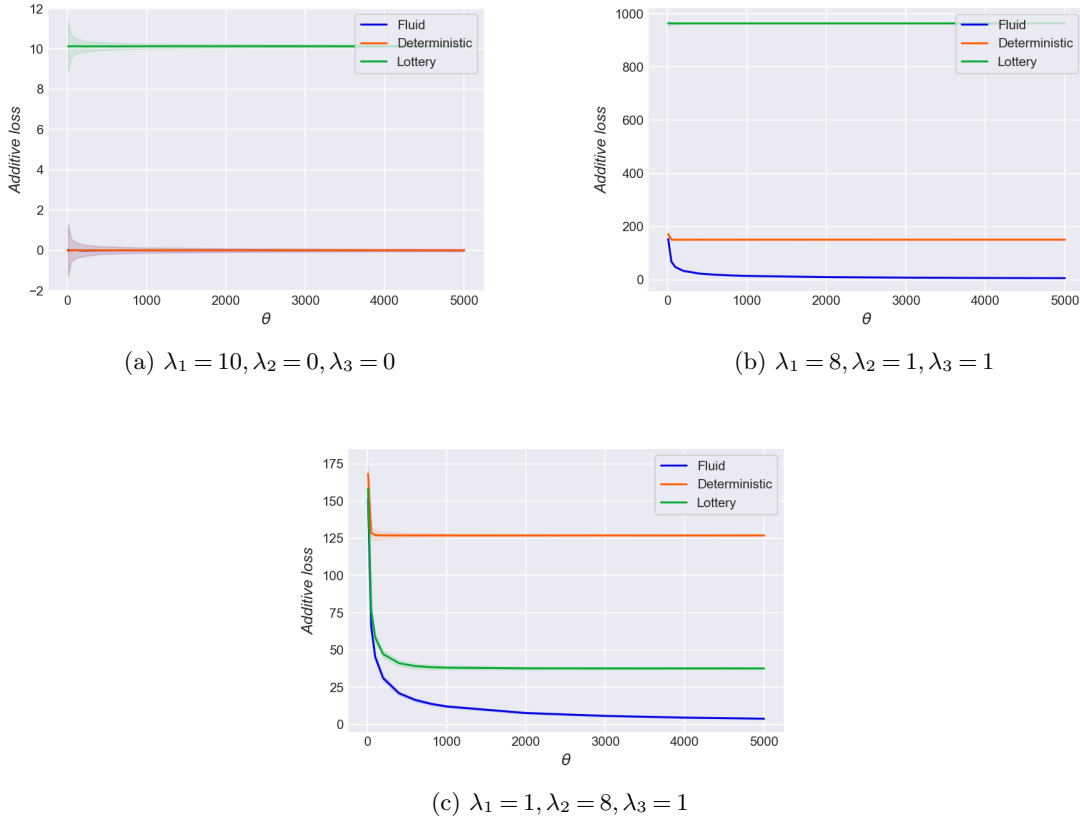
Proposition 5 tells us that, if workers are risk averse, in the limit where  $\Xi$  is a compact convex set, it is optimal for the platform to guarantee a fixed wage; on the other hand, if workers are risk seeking, the platform should run a lottery. We underscore the intuitive nature of this result and that the formalization of such a fact serves as a sort of sanity check that our undoubtedly stylized model of gig economy workers does indeed capture key features of more realistic behavioral models. Moreover, despite its intuitive nature, the proof of Proposition 5, as well as the numerical results obtained in the following section, crucially rely on the two-reward structure of the optimal static solution derived in Section 3.2, thus highlighting its importance in terms of deriving insights into optimal compensation schemes for practical special cases of worker behavior. Proposition 5 will also be instrumental in helping to derive results in Section 5.2.

We next investigate whether these analytical insights when workers have homogeneous risk preferences port over to heterogeneous risk profiles.

**Numerical insights for heterogeneous risk profiles.** For the same experimental setup as that in Section 2, we investigate the compensation schemes' performance for three sets of arrival rates, so as to illustrate their dependence on the composition of worker types. We consider arrival rates

$$(\lambda_1, \lambda_2, \lambda_3) \in \{(10, 0, 0), (8, 1, 1), (1, 8, 1)\}.$$





**Figure 5** Additive loss of the fluid (dark blue curve), deterministic (dark orange curve), and lottery (green curve) heuristics for the setting described in Section 2.

*Results.* Figure 5a illustrates the analytical insight derived in Proposition 5; namely, when there is a single, risk averse worker type, the optimal fluid solution is to pay out the same reward to all workers in each time period. However, as the number of risk seeking workers increases (Figures 5b and 5c), the policy that pays out the optimal unique reward fares increasingly poorly, whereas the lottery becomes more attractive. Thus, our numerical results illustrate that the insights from Proposition 5 continue to hold in settings with heterogeneous risk preferences: if a platform believes that the majority of its workers are risk averse, it should strive to limit the amount of variability in its compensation scheme.

## 5.2. Case study: Noisy worker behavior

In the previous section, we derived insights into the structure of the fluid optimum depending on the convexity structure of workers' departure probability functions, relating this to their risk preferences. In this section, we study a setting in which these functions are neither convex nor concave. In particular, a special case of our general model of departure probabilities is one in which myopic workers are endowed with a value, and deterministically stay on or leave the platform based

on whether the wage received is higher or lower, respectively, than this value. (Here, a myopic worker’s value is analogous to a perfectly rational worker’s *reservation wage* in standard modeling approaches — with the key distinction that the perfectly rational worker considers her expected earnings and does not act myopically when comparing earnings and reservation wage. Thus, we use different terminology to maintain the distinction between the two models.) In this section, we leverage the structural results derived in Section 3 to obtain qualitative insights on the impact of *noisy* perturbations to this form of “rational” behavior on key platform metrics such as surplus, profit and welfare.

We first define the notion of  $\epsilon$ -noisy behavior.

DEFINITION 5 ( $\epsilon$ -NOISY BEHAVIOR). A type  $i$  worker is  $\epsilon$ -noisy,  $\epsilon > 0$  if she is endowed with a value  $v_i > 0$ , and a departure probability function given by

$$\ell_i(r) = \begin{cases} 1 & r < v_i - \epsilon \\ \frac{1}{2} - \frac{r - v_i}{2\epsilon} & r \in [v_i - \epsilon, v_i + \epsilon] \\ 0 & r > v_i + \epsilon \end{cases}$$

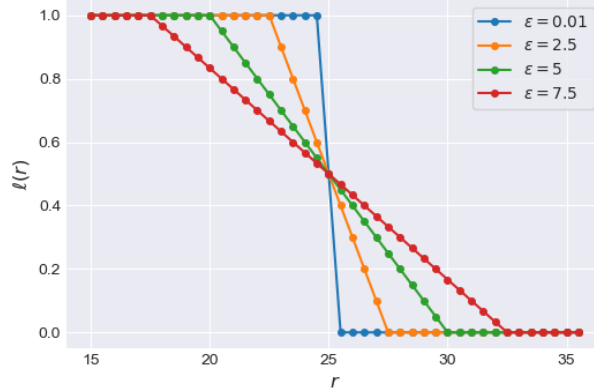
REMARK 2. In Definition 5 we have relaxed the assumption that  $\ell_i(r_{\max}) > 0$  for all  $i \in [K]$ . This however is without loss of generality for the class of revenue functions we consider in this section, as for these functions the platform’s profit would go to  $-\infty$  if it were to deterministically pay out any reward  $r \geq v_i + \epsilon$ .

Figure 7 illustrates these departure probabilities, for a single worker type and various values of  $\epsilon$ . At a high level,  $\epsilon$  controls workers’ tolerance of wage uncertainty. As  $\epsilon$  approaches 0, the above departure probability function mirrors that of a myopic worker who, upon receiving reward  $r$ , deterministically stays or leaves, as described above. One can view this as workers placing the most importance on the *realization* of the reward, with no eye toward the future. As  $\epsilon$  increases, workers’ decisions become noisier: as  $\epsilon$  goes to  $\infty$ , we obtain  $\ell_i(r) \rightarrow \frac{1}{2}$  for all  $r$ , and the decision to stay or leave becomes independent of the reward paid out; phrased differently, the workers then act completely independently of the reward they received, and simply flip a coin to decide.

With this definition in hand, we formally define the notions of *worker surplus* and *platform welfare*. Let  $\hat{r}(\mathbf{x})$  denote a worker’s expected earnings, i.e.  $\hat{r}(\mathbf{x}) = \sum_r r x_r$ . Motivated by the interpretation of the value  $v_i$  as a type  $i$  worker’s *reservation wage*, an appropriate notion of worker surplus in this setting is the difference between a worker’s expected earnings and her value  $v_i$ .

DEFINITION 6 (WORKER SURPLUS). Given a static policy  $\varphi$  defined by reward distribution  $\mathbf{x}$ , the  $\epsilon$ -noisy worker surplus  $\tilde{U}(\mathbf{x}; \epsilon)$  is given by:

$$\tilde{U}(\mathbf{x}; \epsilon) = \sum_{i \in [K]} (\hat{r}(\mathbf{x}) - v_i) \tilde{N}_i^\varphi.$$



**Figure 6** Departure probability function  $\ell(r)$  for various values of  $\epsilon$ , with  $K = 1$  and  $v = 25$ .

DEFINITION 7 (WELFARE). Given a static policy  $\varphi$  defined by reward distribution  $\mathbf{x}$ , the  $\epsilon$ -noisy welfare  $\widetilde{W}(\mathbf{x}; \epsilon)$  is the sum of the platform's profit and the worker surplus. Formally:

$$\widetilde{W}(\mathbf{x}; \epsilon) = R(\widetilde{N}^\varphi) - \sum_{i \in [K]} v_i \widetilde{N}_i^\varphi.$$

In the remainder of the section, our analytical results pertain to the setting where  $K = 1$ . This is due to the fact that gaining analytical insights into the setting with many types is intractable, as it reduces to analyzing solutions of high-dimensional polynomial equations. However, our key structural result regarding the fluid optimum allows us to gain numerical insights into settings with  $K > 1$ , as we will see later on in the section. For ease of notation, we omit the dependence of all quantities on the worker type. We moreover assume that  $\Xi$  is such that  $v \in (r_{\min}, r_{\max})$ . Finally, we make the following assumption on the platform's revenue function.

ASSUMPTION 1.  $R$  is twice-continuously differentiable, with  $R''(x) < 0$  for all  $x \in \mathbb{R}_+$ .

The following proposition describes the optimal solution  $\mathbf{x}^*(\epsilon)$  to FLUID-OPT.

PROPOSITION 6. Suppose  $\epsilon \leq \min\{v - r_{\min}, r_{\max} - v\}$ . The optimal reward distribution  $\mathbf{x}^*(\epsilon)$  to FLUID-OPT is a lottery that randomizes between  $r_{\min}$  and  $v + \epsilon$ . Let  $x^*(\epsilon)$  denote the weight that  $\mathbf{x}^*(\epsilon)$  places on  $v + \epsilon$ . Then, under Assumption 1,  $x^*(\epsilon) < 1$  for all  $\epsilon > 0$ . Moreover, if  $R'(\lambda) \leq v$ , then  $x^*(\epsilon) = 0$  for all  $\epsilon > 0$ . If  $R'(\lambda) > v$  let  $\epsilon_0 = R'(\lambda) - v$ . Then, the following holds:

1. for all  $\epsilon \leq \epsilon_0$ ,  $x^*(\epsilon)$  is continuously decreasing in  $\epsilon$ , and
2. for all  $\epsilon > \epsilon_0$ ,  $x^*(\epsilon) = 0$ .

We provide some intuition for the above result.  $R'(\lambda) - v$  can be interpreted as the marginal revenue the platform obtains for a worker, in addition to the  $\lambda$  arrivals per period, net of the opportunity cost of that additional worker, as  $\epsilon$  approaches 0. Thus, at a high level, if  $R'(\lambda) - v \leq 0$ ,

in this case, workers are too costly to keep on the platform. On the other hand, if  $R'(\lambda) - v > 0$ , in this case it is worthwhile to incentivize workers to stay on, with some probability. However, this benefit decreases as workers make noisier decisions, and as a result become more and more costly.

In the remainder of the section, we let  $\epsilon_0$  denote the threshold identified in Proposition 6, past which  $x^*(\epsilon) = 0$  for all  $\epsilon > \epsilon_0$ . We make the following mild assumption relating the threshold degree of noisy behavior, workers' value, and the reward set  $\Xi$ .

ASSUMPTION 2.  $R'(\lambda) - v \leq \min\{v - r_{\min}, r_{\max} - v\}$ .

The condition that  $R'(\lambda) - v \leq \min\{v - r_{\min}\}$  can be viewed as a non-triviality condition: it simply imposes that  $\epsilon_0$  not be so large that the platform finds it optimal to pay out the minimum possible reward with probability 1 and keep some workers on the platform essentially for free. On the other hand, stating that  $R'(\lambda) - v \leq r_{\max} - v$  is a very weak assumption that enforces that the maximum reward paid out by the platform is at least the marginal revenue from the  $(\lambda + 1)$ st worker on the platform.

This threshold structure mirrors the following intuition: as  $\epsilon$  increases, workers become far more likely to stay on the platform when paid a low wage; on the other hand, keeping them on the platform costs the platform significantly more, which explains the increased weight placed on the lower reward.

We next investigate the impact of the degree of “noise” in worker behavior on platform profit, worker surplus, and overall welfare.

PROPOSITION 7.  $\tilde{\Pi}(\mathbf{x}^*(\epsilon); \epsilon)$  is non-increasing in  $\epsilon$ .

We remark upon the surprising nature of this result: at a high level, one would expect the platform to be able to leverage the fact that noisy workers are less sensitive to low rewards to spend less on average. Proposition 7 invalidates this false intuition: as  $\epsilon$  increases, the fact that workers must be paid more to *guarantee they stay* on the platform counterbalances these potential gains, and as a result, profit cannot increase.

Though platform profits are negatively correlated with the degree of noisy behavior  $\epsilon$ , the next proposition shows that the relationship between worker surplus and degree of noisy behavior is more subtle. To do this, we first define the *marginal surplus function*, and the notion of an *MHR-like* marginal surplus.

DEFINITION 8 (MARGINAL SURPLUS FUNCTION). The platform's *marginal surplus* function  $S : [\lambda, +\infty) \mapsto \mathbb{R}$  is the net marginal revenue the platform receives for an additional worker, relative to the worker's per-period opportunity cost for joining the platform. Formally:

$$S(u) = R'(u) - v.$$

DEFINITION 9 (MHR-LIKE MARGINAL SURPLUS). The marginal surplus function  $S$  is *MHR-like* if  $\frac{S(u)}{S'(u)}$  is non-decreasing for all  $u \geq \lambda$ .

It is easy to check that, for large enough values of  $\lambda$ , all strictly concave and increasing polynomial revenue functions induce an MHR-like marginal surplus.

PROPOSITION 8. Suppose the platform's marginal surplus  $S$  is MHR-like. Then, the worker surplus  $\tilde{U}(\mathbf{x}^*(\epsilon); \epsilon)$  induced by the optimal reward distribution  $\mathbf{x}^*(\epsilon)$  is concave for  $\epsilon \leq \epsilon_0$ , and constant and negative for  $\epsilon > \epsilon_0$ . Moreover, there exists  $\epsilon_1 \leq \epsilon_0$  such that  $\tilde{U}(\mathbf{x}^*(\epsilon); \epsilon)$  is non-decreasing for all  $\epsilon \leq \epsilon_1$ .

Figure 7 illustrates this structure for a specific instance of the  $\epsilon$ -noisy behavior model.

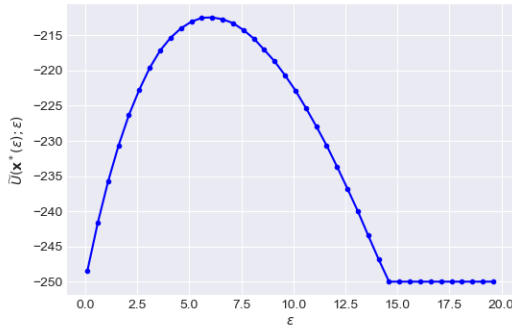


Figure 7 Surplus vs.  $\epsilon$ , for  $K = 1$ ,  $v = 25$  and  $R(N) = 250\sqrt{N}$ .

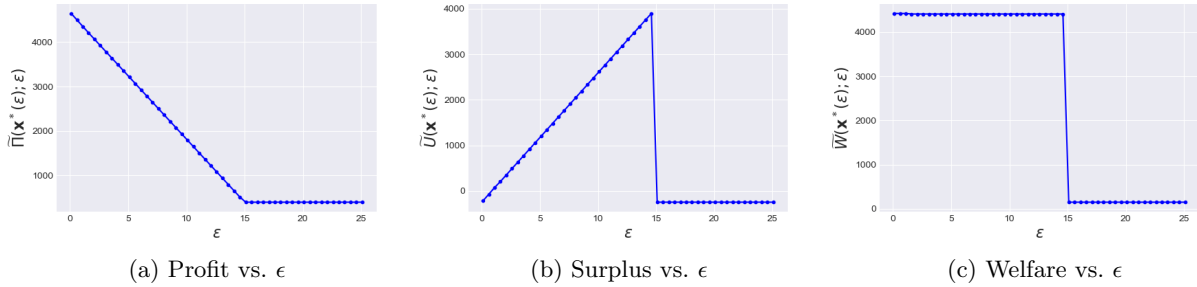
The following corollary is an immediate consequence of the above propositions.

COROLLARY 2. For all  $\epsilon > \epsilon_0$ , the platform welfare  $\tilde{W}(\mathbf{x}^*(\epsilon); \epsilon) = R(\lambda) - \lambda v$ . Moreover, if  $\epsilon_1 < \epsilon_0$ ,  $\tilde{W}(\mathbf{x}^*(\epsilon); \epsilon)$  is non-increasing for all  $\epsilon \in (\epsilon_1, \epsilon_0]$ .

**5.2.1. Noisy worker behavior under the newsvendor model.** We conclude the section with an illustrative analysis of the newsvendor model under  $\epsilon$ -noisy worker behavior, defined by the revenue function  $R(N) = \alpha \min\{N, D\}$ , for  $\alpha \in \mathbb{R}_+$ ,  $D \in \mathbb{R}_+$ . (Note that this revenue function does not satisfy the twice continuous differentiability assumption required for the above results to hold.) We assume that the platform is in the regime where  $D > \lambda$ , as the setting with  $D \leq \lambda$  is trivial: in that case is optimal to have  $\lambda$  new workers arrive in each period, and pay them the least possible reward  $r_{\min}$ .

PROPOSITION 9. In the newsvendor setting, the optimal reward distribution  $\mathbf{x}^*(\epsilon)$  is as follows:

$$x^*(\epsilon) = \begin{cases} 1 - \frac{\lambda}{D} & \epsilon \leq \alpha - v \\ 0 & \text{otherwise.} \end{cases}$$



(a) Profit vs.  $\epsilon$                       (b) Surplus vs.  $\epsilon$                       (c) Welfare vs.  $\epsilon$   
**Figure 8**    **Illustrating Corollary 3.**  $K = 1$ ,  $v = 25$ ,  $\lambda = 10$ , and  $R(N) = 40 \min\{N, 300\}$ . **Here,**  
 $\epsilon_0 = \alpha - v = 40 - 25 = 15$ .

Proposition 9 illustrates that the optimal static reward distribution undergoes a sharp phase transition:  $\mathbf{x}^*(\epsilon)$  is independent of the degree of noisy behavior for “small”  $\epsilon$ ; once  $\epsilon$  surpasses the marginal surplus, however, it is optimal for the platform to simply pay the minimum reward and not invest to retain any workers on the platform. Note that an immediate corollary of this result is that, if the per-worker revenue  $\alpha$  is strictly less than workers’ reservation wage  $v$ , it is never optimal for a static policy to keep any workers on the platform.

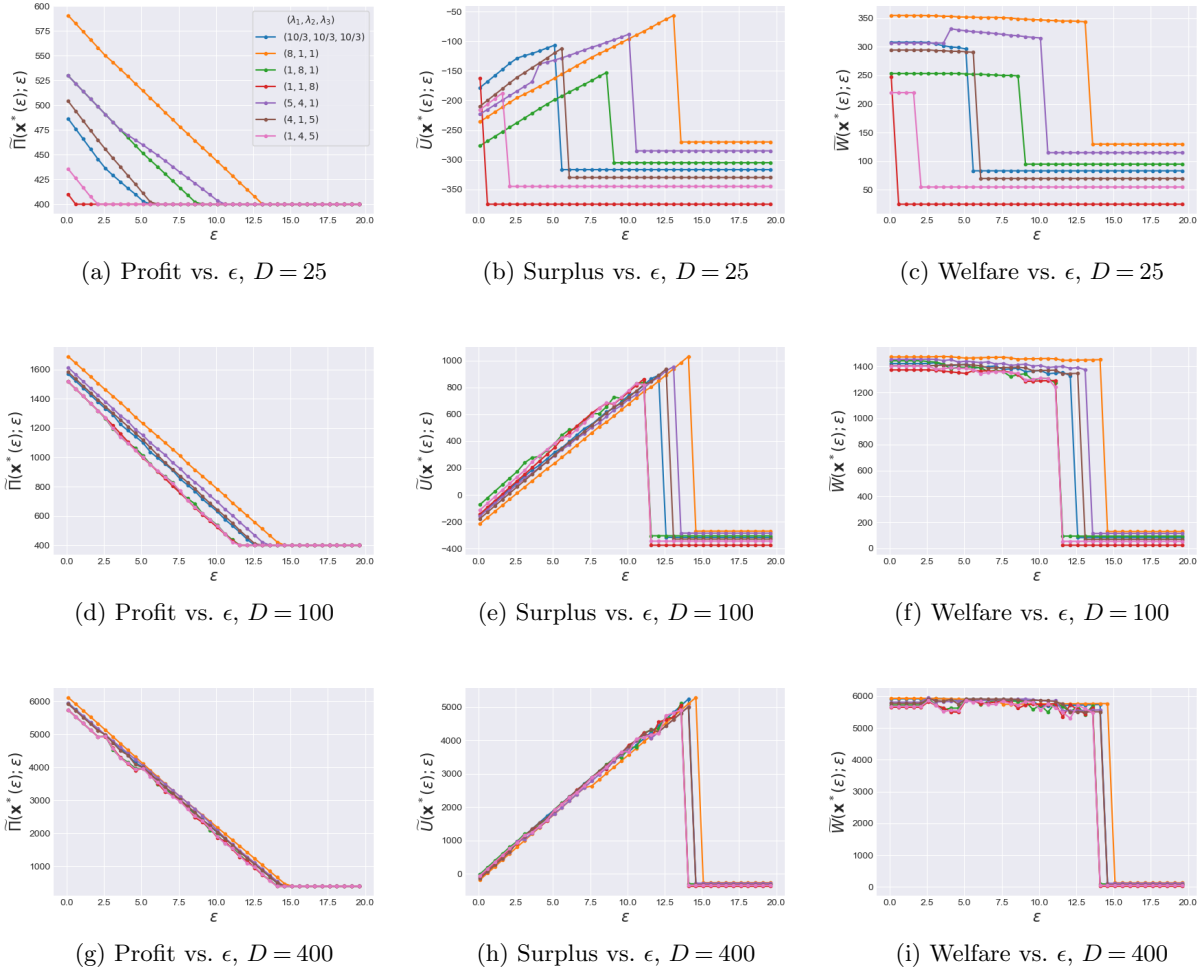
We can moreover leverage Proposition 9 to characterize the dependence of profit, worker surplus, and welfare.

**COROLLARY 3.** *Suppose  $\alpha > v$ . For  $\epsilon \leq \alpha - v$ , the platform’s profit under  $\mathbf{x}^*(\epsilon)$  is linearly decreasing, workers’ surplus is linearly increasing, and the platform welfare is constant.*

Figure 8 illustrates Corollary 3 for one instance of this model.

Figure 9 shows that these trends persist even in the presence of many types. In particular, in all settings considered, we continue to observe that the platform profit and worker surplus exhibit a threshold structure, in which there exists  $\epsilon_0$  such that these metrics respectively strictly decrease and increase, for  $\epsilon \leq \epsilon_0$ , and remain constant for  $\epsilon > \epsilon_0$ . The threshold  $\epsilon_0$  at which this occurs, however, depends on the specific arrival rates; in particular, we observe that it *decreases* as the arrival rate of workers with higher values grows. This is intuitive as these workers are the most “expensive” to keep on the platform. The extent to which this threshold depends on the type composition of arrivals, however, becomes more muted as  $D$  grows large. This is due to the fact that, for large enough  $D$ , there aren’t enough cheap workers to satisfy the entire demand, and as a result the platform must incentivize more expensive workers to stay on.

**On surplus in the rational entry and myopic models.** We conclude our discussion on the  $\epsilon$ -noisy model of behavior with an attempt to compare worker surplus under our myopic worker behavior model, and the rational entry model. Such a comparison is nontrivial due to a key difference between the two models (other than the obvious distinction between rational agents in the



**Figure 9** Dependence of profit, welfare and surplus on  $\epsilon$  for three types, with  $\lambda_1 + \lambda_2 + \lambda_3 = 10$ ,  $v_1 = 25, v_2 = 30, v_3 = 40$ , and  $R(N) = 40 \min\{N, D\}$ , with  $D \in \{25, 100, 400\}$ .

standard model, and myopic ones in our model who act probabilistically). In particular, the distinction that complicates the comparison is that the rational entry model is fundamentally static. Indeed, with a static policy  $\mathbf{x}$  with average earnings  $\hat{r}(\mathbf{x})$ , if we had new workers join in each period, then the number of workers that stay on the platform under the rational entry model would necessarily grow to infinity (or drop to 0), as workers who decide to join never leave. In order to arrive at a meaningful comparison, we thus focus on the following consideration: in our newsvendor model, with  $\epsilon$ -noisy myopic agents,  $\mathbf{x}^*(\epsilon)$  induces  $\tilde{N}(\mathbf{x}^*(\epsilon); \epsilon)$  workers on the platform; in the rational entry model, under  $x^*(\epsilon)$ , though the number of workers would go to infinity (assuming arrivals in each period), the composition of the worker pool would be stable (it would only consist of type  $i$  workers for whom  $\hat{r}(\mathbf{x}) \geq v_i$ ). We thus define a scaled notion of worker surplus in the rational entry model, that is effectively based on the assumption of observing the worker pool of size  $\tilde{N}(\mathbf{x}^*(\epsilon); \epsilon)$ , composed of the appropriate proportion of type  $i$  workers for each  $i$ .

Such a definition requires the following notation: for a given reward distribution  $\mathbf{x}$ , let  $E(\mathbf{x})$  be the set of types who join the platform under the rational entry model. Formally,  $E(\mathbf{x}) = \{i \in [K] : \hat{r}(\mathbf{x}) \geq v_i\}$ . Recall,  $\tilde{N}(\mathbf{x})$  refers to the number of *myopic* workers induced by  $\mathbf{x}$  in the deterministic relaxation. Then, we define the scaled surplus as the surplus of  $\tilde{N}(\mathbf{x})$  workers who receive  $\hat{r}(\mathbf{x})$ , where the fraction of workers of type  $i$  corresponds to  $\frac{\lambda_i}{\sum_{i \in E(\mathbf{x}^*(\epsilon))} \lambda_i}$ , i.e., the proportion of type  $i$  workers among all those that would rationally enter under  $\hat{r}(\mathbf{x})$ . As a result, we obtain the following notion of *rational entry scaled surplus*.

DEFINITION 10 (RATIONAL ENTRY SCALED SURPLUS). The *scaled surplus* in the rational entry model is given by:

$$\tilde{U}^{\text{rational}}(\mathbf{x}^*(\epsilon); \epsilon) = \begin{cases} \tilde{N}(\mathbf{x}^*(\epsilon); \epsilon) \cdot \frac{\sum_{i \in E(\mathbf{x}^*(\epsilon))} \lambda_i (\hat{r}(\mathbf{x}^*(\epsilon)) - v_i)}{\sum_{i \in E(\mathbf{x}^*(\epsilon))} \lambda_i} & \text{if } |E(\mathbf{x}^*(\epsilon))| \geq 1 \\ 0 & \text{otherwise.} \end{cases}$$

Similar to the rational entry model, we also introduce a scaling that affects how we measure surplus in the myopic model. Here, our concern is predominantly with the exogenous entry decision, i.e., the  $\lambda_i$  arrivals of each type  $i$  in each period. Since the values of these arrivals are (i) independent of the reward policy  $\mathbf{x}$ , and (ii) not accounted for in Definition 10, we want to also discount them when measuring surplus in the myopic model. To do so, we first subtract out  $\sum_{i \in [K]} \lambda_i [\hat{r}(\mathbf{x}^*(\epsilon)) - v_i]$  from the surplus defined in Definition 6, and then rescale to the same number of workers as in Definition 10, i.e.,  $\tilde{N}(\mathbf{x}^*(\epsilon); \epsilon)$ . This approach gives rise to the following definition.

DEFINITION 11 (MYOPIC SCALED SURPLUS). The *scaled surplus* in the  $\epsilon$ -noisy model is

$$\tilde{U}^{\text{myopic}}(\mathbf{x}^*(\epsilon); \epsilon) = \begin{cases} \tilde{N}(\mathbf{x}^*(\epsilon); \epsilon) \cdot \frac{\sum_{i \in [K]} (\tilde{N}_i(\mathbf{x}^*(\epsilon)) - \lambda_i) (\hat{r}(\mathbf{x}^*(\epsilon)) - v_i)}{\sum_{i \in [K]} \tilde{N}_i(\mathbf{x}^*(\epsilon)) - \lambda_i} & \text{if } \sum_{i \in [K]} \tilde{N}_i(\mathbf{x}^*(\epsilon)) > \sum_{i \in [K]} \lambda_i \\ 0 & \text{otherwise} \end{cases}$$

With these two definitions in hand, we can perform an “apples-to-apples” comparison of worker surplus under both regimes. Specifically, the normalizations in the definitions adjust for effects that arise intrinsically from our dynamic model, and preserve the impact of non-rational decisions among the workers. We illustrate in Figure 10 the difference between the surplus in each of these models under the optimal reward distribution  $\mathbf{x}^*(\epsilon)$  for varying  $\epsilon$ . Observe that, when  $D$  is small, the surplus under the rational entry model is zero due to the fact that  $\hat{r}(\mathbf{x}^*(\epsilon))$  is less than all workers’ average earnings. As a result, no workers would join the platform given full information on the reward distribution. However, in the myopic model, for  $\epsilon \in (0, 10]$  workers remain on the platform with some probability, and as a result the surplus on the platform is negative. We highlight this critical difference in the two models: *worker surplus can never be negative under rational entry, because workers are fully informed*. In contrast, in the myopic model, workers may remain on the platform despite observing a reward that is lower than their value. These results highlight the



natural idea that earnings uncertainty may induce workers to stay on the platform when they would not have otherwise.

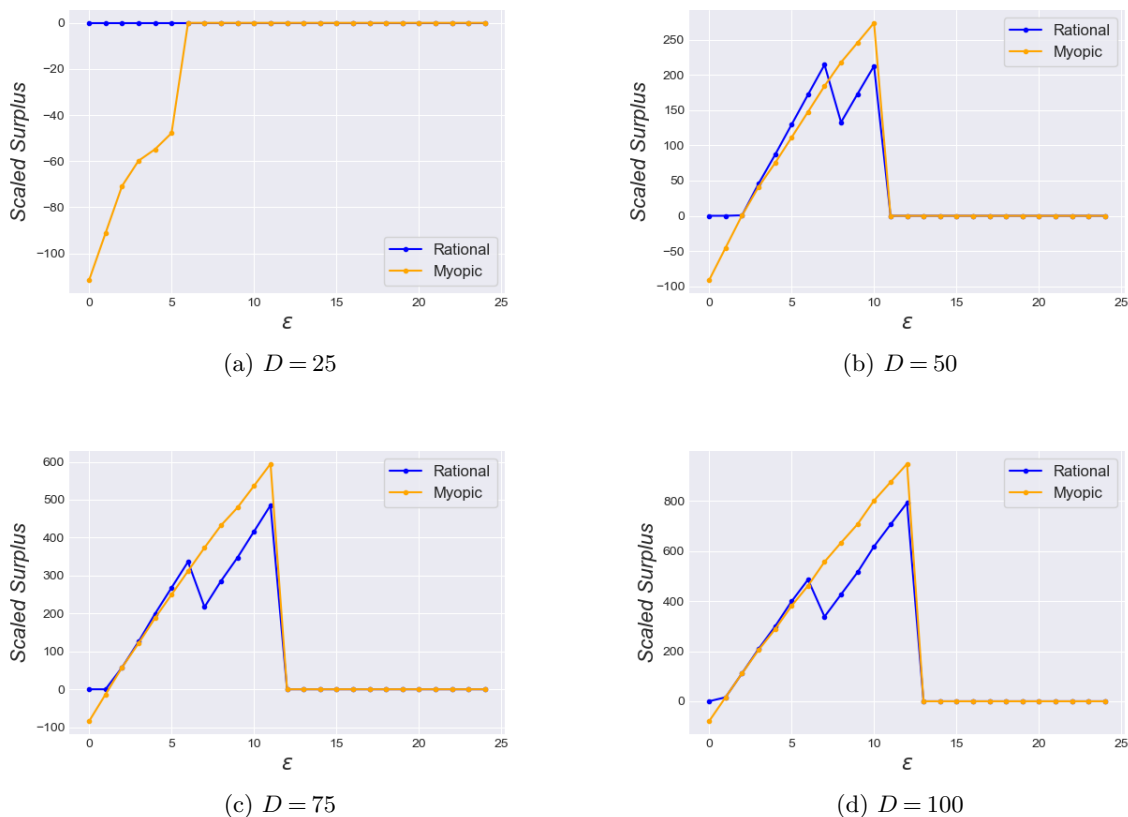
Next, for  $D \in \{50, 75, 100\}$ , we observe a *double-threshold* structure: for small values of  $\epsilon$ , the myopic worker surplus is *at most* the rational worker surplus; however, there exists a point past which the myopic surplus exceeds the rational surplus, until the optimal reward distribution is such that  $x^*(\epsilon) = 0$ , in which case in both models the worker surplus is zero. This double-threshold structure is not unique to these three instances. We simulated the setting where  $K = 3$  and considered all possible combinations of  $\alpha \in \{20, 30, 40\}$   $D \in \{25, 50, 75, 100\}$ , and arrival rates summing to 10. For each of these instances, we randomly generated 100 sets of values  $v_i \in [20, 40]$ , for  $i \in [K]$ , and observed the double threshold structure in all but 906 of 54,000 instances (up to some tolerance, due to rounding error).<sup>8</sup> Upon inspection, these 906 cases seemed to also be due to rounding error, however.

This double-threshold structure has an intuitive explanation that is worth exploring. For the first threshold, notice that in the rational entry scaled surplus, the per-driver surplus (dividing scaled surplus through by  $\tilde{N}(\mathbf{x}^*(\epsilon); \epsilon)$ ) is a step-function (increasing for  $\epsilon \leq \epsilon_0$ ) with discontinuities arising whenever  $\hat{r}(\mathbf{x})$  reaches the value  $v_i$  of a type  $i$  worker (see Figure 11). At each such point,  $\tilde{U}^{\text{rational}}(\mathbf{x}^*(\epsilon); \epsilon)$  dips, because a new set of workers, with value greater than the types already in  $E$ , enters  $E$ . In between these discontinuities, the set of workers in the rational entry model on the platform remains the same, and the average reward is increasing. This occurs until  $\epsilon_0$  (the second threshold), when the average reward drops to  $r_{\min}$ , and the scaled surpluses drop to zero, as the platform no longer retains workers across periods. In the case of the myopic model on the other hand, the dominant effect is that of  $\hat{r}(\mathbf{x})$  increasing, and the scaled surplus does not exhibit discontinuities. Instead, we observe that the proportion of workers of different types, as a fraction of the entire worker pool, changes continuously with  $\epsilon$ , and thus leads to the myopic surplus growing (due to  $\hat{r}(\mathbf{x})$  increasing) minus an increasing function (due to the worker pool changing). The double-threshold structure naturally arises when the myopic surplus grows quasi-linearly, which is the case when the increasing function remains small. This is the case we observe in most of our numerical experiments.

## 6. Implications for supply management on gig economy platforms

As with all abstract models, our insights are subject to stringent assumptions. Specifically, the complete lack of worker memory and distributional earnings information underestimate the level of rationality in gig workers' decision-making processes. But the goal of our abstract model is not to

<sup>8</sup>For a specific instance, if the surpluses crossed over at least twice, but were within 5% of each other, we consider this to be a single crossover.



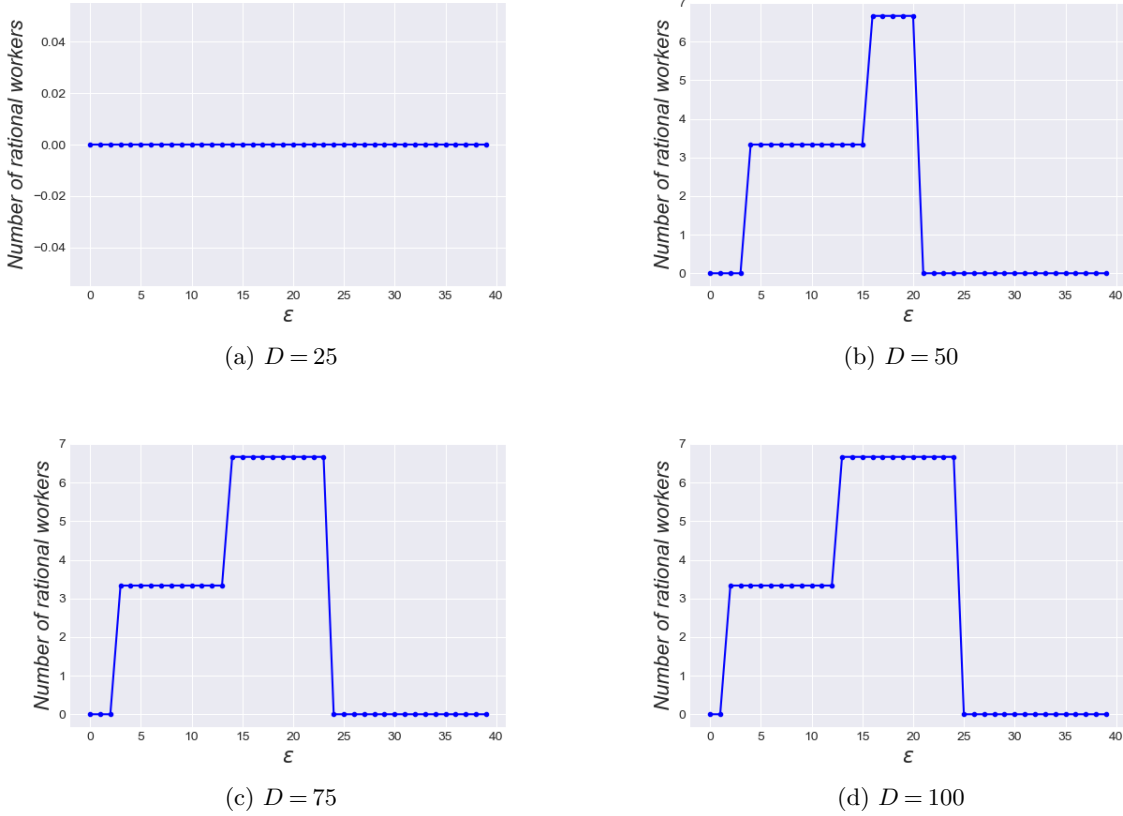
**Figure 10** Comparing worker surplus in the rational entry and myopic models.

$K = 3$ ,  $v_1 = 25$ ,  $v_2 = 30$ ,  $v_3 = 40$ ,  $\lambda_1 = \lambda_2 = \lambda_3 = 10/3$ , and  $R(N) = 40 \min\{N, D\}$ .

make precise predictions about the real world. Rather, we aim to capture key features previously ignored in the rational entry model, and study phenomena that *would not* arise under this latter model, precisely due to its (we argue, equally stringent) modeling assumptions. In this spirit, we conclude this work with several important insights.

The first key phenomenon that our model allows for, but the rational entry model does not, is the effect of earnings variance on market outcomes (see Figure 4). In the rational entry model workers decide based solely on the expectation/mean of their earnings. In our model, as in the real world, the distribution of earnings has first-order effects beyond just its mean. We illustrate this both analytically and numerically. Given the widespread evidence (anecdotal and data-driven) of gig workers' earnings varying widely week over week, in focusing solely on the rational entry model, most of the operations management literature ignores the potential effects of said variability. Our model of myopic worker behavior shows that this may sweep significant operational questions under the rug that need to be accounted for when it comes to matching supply and demand.

The second key feature in our model is the possibility of negative worker surplus: in the absence of perfectly rational agents with complete information, workers may decide to work on platforms



**Figure 11** Number of workers joining the platform under the rational entry model.

$$K = 3, v_1 = 25, v_2 = 30, v_3 = 40, \lambda_1 = \lambda_2 = \lambda_3 = 10/3, \text{ and } R(N) = 40 \min\{N, D\}.$$

despite this inducing negative (expected) utility. In our model, this is driven by stochasticity in worker decision-making. In reality, it could be due to any number of factors, including, in particular, uncertainty about expected earnings. In the rational entry model, this cannot occur, which can induce large errors in estimates of worker surplus on gig economy platforms, as can be seen in Figure 10. While our abstract model does not allow us to make definitive statements about the direction of these errors, it does serve as a warning to those concerned about worker surplus, whether in academia or in industry, and suggests they be wary of surplus estimation methods that rely on a rational entry model.

Finally, a third important feature is the effect of noisy worker decisions, which we studied in Section 5.2. Both Proposition 7 and our numerical experiments suggest that platform profits are decreasing in the level of noise in workers' decisions. While we treated the departure probabilities of each type as exogenous<sup>9</sup> throughout this work, this suggests that platforms should aim reduce the degree of noise  $\epsilon$ , and thus increase profits. As a result, the special case of  $\epsilon$ -noisy behavior

<sup>9</sup>Indeed, a major appeal of our main results in Sections 3 and 4 is that they hold regardless of workers' departure probability functions, as long as they are non-increasing.

motivates future studies on the extent to which platform operations may affect workers' departure probabilities.

## 7. Conclusion

In this paper, we studied a gig economy platform's problem of finding optimal compensation schemes when workers make stochastic participation decisions based on recent earnings. Despite its stylized nature, our model gives rise to a complex stochastic optimization problem whose natural fluid relaxation is also *a priori* intractable. A surprising structural property of the fluid relaxation, however, allowed us to design a tractable, fast-converging fluid-based heuristic policy. This policy is not only asymptotically optimal amongst all static ones, but also bounds the objective of all policies that fulfill a natural fairness property that restricts discrimination between different types. On the other hand, policies that wage discriminate, be it implicitly or explicitly, can arbitrarily outperform our policy. Finally, we applied our analytical results to a special case of interest: workers displaying  $\epsilon$ -noisy behavior. Our key structural results allowed us to derive both analytic and numerical insights for this special case, a task which would otherwise have been intractable. From these, we identified various realistic scenarios that arise in our model but are precluded from the rational entry model which has been widely adopted in the platform literature.

## References

- Gad Allon, Maxime Cohen, and Wichinpong Park Sinchaisri. The impact of behavioral and economic drivers on gig economy workers. *Available at SSRN 3274628*, 2018.
- Siddhartha Banerjee, Ramesh Johari, and Carlos Riquelme. Pricing in ride-sharing platforms: A queueing-theoretic approach. In *Proceedings of the Sixteenth ACM Conference on Economics and Computation*, pages 639–639, 2015.
- Alexandre Belloni, Bingyao Chen, and Peng Sun. Computation of optimal dynamic mechanism with participation requirements. Technical report, 2016.
- Kostas Bimpikis, Ozan Candogan, and Daniela Saban. Spatial pricing in ride-sharing networks. *Operations Research*, 67(3):744–769, 2019.
- Gerard P Cachon, Kaitlin M Daniels, and Ruben Lobel. The role of surge pricing on a service platform with self-scheduling capacity. *Manufacturing & Service Operations Management*, 19(3):368–384, 2017.
- Colin Camerer, Linda Babcock, George Loewenstein, and Richard Thaler. Labor supply of new york city cabdrivers: One day at a time. *The Quarterly Journal of Economics*, 112(2):407–441, 1997.
- Clément L Canonne. A short note on poisson tail bounds. *Retrieved from the website: <http://www.cs.columbia.edu/ccanonne>*, 2017.
- Yufeng Cao, Anton Kleywegt, and He Wang. Dynamic pricing for truckload transportation marketplaces. *Available at SSRN 3700227*, 2020.

- 
- Juan Camilo Castillo, Dan Knoepfle, and Glen Weyl. Surge pricing solves the wild goose chase. In *Proceedings of the 2017 ACM Conference on Economics and Computation*, pages 241–242, 2017.
- Mingliu Chen, Peng Sun, and Yongbo Xiao. Optimal monitoring schedule in dynamic contracts. *Operations Research*, 68(5):1285–1314, 2020.
- Cody Cook, Rebecca Diamond, Jonathan Hall, John A List, and Paul Oyer. The gender earnings gap in the gig economy: Evidence from over a million rideshare drivers. Technical report, National Bureau of Economic Research, 2018.
- Cynthia Dwork, Moritz Hardt, Toniann Pitassi, Omer Reingold, and Richard Zemel. Fairness through awareness. In *Proceedings of the 3rd innovations in theoretical computer science conference*, pages 214–226, 2012.
- Henry S Farber. Reference-dependent preferences and labor supply: The case of new york city taxi drivers. *American Economic Review*, 98(3):1069–82, 2008.
- Henry S Farber. Why you can’t find a taxi in the rain and other labor supply lessons from cab drivers. *The Quarterly Journal of Economics*, 130(4):1975–2026, 2015.
- Jessie Finocchiaro, Roland Maio, Faidra Monachou, Gourab K Patro, Manish Raghavan, Ana-Andreea Stoica, and Stratis Tsirtsis. Bridging machine learning and mechanism design towards algorithmic fairness. In *Proceedings of the 2021 ACM Conference on Fairness, Accountability, and Transparency*, pages 489–503, 2021.
- Nikhil Garg and Hamid Nazerzadeh. Driver surge pricing. *arXiv preprint arXiv:1905.07544*, 2019.
- Itai Gurvich, Martin Lariviere, and Antonio Moreno. Operations in the on-demand economy: Staffing services with self-scheduling capacity. In *Sharing Economy*, pages 249–278. Springer, 2019.
- Jonathan V Hall and Alan B Krueger. An analysis of the labor market for uber’s driver-partners in the united states. *ILR Review*, 71(3):705–732, 2018.
- Jonathan V Hall, John J Horton, and Daniel T Knoepfle. Ride-sharing markets re-equilibrate. 2020.
- Louis Hyman, Erica L Groshen, Adam Seth Litwin, Martin T Wells, Kwelina P Thompson, and Kyrylo Chernyshov. Platform driving in seattle. 2020.
- Farshad Kooti, Mihajlo Grbovic, Luca Maria Aiello, Nemanja Djuric, Vladan Radosavljevic, and Kristina Lerman. Analyzing uber’s ride-sharing economy. In *Proceedings of the 26th International Conference on World Wide Web Companion*, pages 574–582, 2017.
- Jean-Jacques Laffont and David Martimort. *The theory of incentives: the principal-agent model*. Princeton university press, 2009.
- Zhen Lian and Garrett Van Ryzin. Optimal growth in two-sided markets. *Management Science*, 2021.
- Zhen Lian, Sebastien Martin, and Garrett van Ryzin. Larger firms pay more in the gig economy. *Available at SSRN*, 2021.

- Ilan Lobel, Sebastien Martin, and Haotian Song. Employees, contractors, or hybrid: An operational perspective. *Available at SSRN 3878215*, 2021.
- TJ McCue. 57 million US workers are part of the gig economy. *Forbes online*, 31, 2018.
- Gerald S Oettinger. An empirical analysis of the daily labor supply of stadium vendors. *Journal of political Economy*, 107(2):360–392, 1999.
- Prudential. Gig workers in america: Profiles, mindsets, and financial wellness, 2017. URL <https://www.prudential.com/wps/wcm/connect/4c7de648-54fb-4ba7-98de-9f0ce03810e8/gig-workers-in-america.pdf?MOD=AJPERES&CVID=mD-yCXo>.
- Reuters. Uber, Lyft drivers strike to win labor rights for u.s. gig workers, July 2021. URL <https://www.reuters.com/article/tech-uber-labor-idUSKBN2ES1VT>.
- RideAustin. Trip Data. <https://data.world/ride-austin>. Accessed: 2021-01-30.
- Joshua Schwartzstein. Selective attention and learning. *Journal of the European Economic Association*, 12(6):1423–1452, 2014.
- Michael Sheldon. Income targeting and the ridesharing market. *Unpublished manuscript. Available at: https://static1.squarespace.com/static/56500157e4b0cb706005352d*, 56:1457131797556, 2016.
- Faiz Siddiqui. Uber and Lyft drivers strike for pay transparency — after algorithms made it harder to understand, May 2019. URL <https://www.washingtonpost.com/technology/2019/05/08/uber-lyft-drivers-strike-pay-transparency-after-algorithms-made-it-harder-understand/>.
- Tess M Stafford. What do fishermen tell us that taxi drivers do not? an empirical investigation of labor supply. *Journal of Labor Economics*, 33(3):683–710, 2015.
- Peng Sun and Feng Tian. Optimal contract to induce continued effort. *Management Science*, 64(9):4193–4217, 2018.
- Terry A Taylor. On-demand service platforms. *Manufacturing & Service Operations Management*, 20(4):704–720, 2018.
- The Rideshare Guy. Lyft vs Uber: 6 reasons why it’s better to be a Lyft driver. 2019.
- U.S. Bureau of Labor Statistics. Compensation Percentiles: A tool for assessing employee compensation, 2020. URL <https://www.bls.gov/ect/compensation-percentile-estimates.htm>.
- Andrea Wilson. Bounded memory and biases in information processing. *Econometrica*, 82(6):2257–2294, 2014.
- Pu Yang, Krishnamurthy Iyer, and Peter Frazier. Mean field equilibria for resource competition in spatial settings. *Stochastic Systems*, 8(4):307–334, 2018.

## Appendix A: Asymptotic optimality of the fluid heuristic: Proofs

### A.1. Proof of Proposition 1

Given policy  $\varphi$  and  $\theta \in \mathbb{N}^+$ , let  $\mathbf{N}^\theta := \mathbf{N}^\theta(\infty)$  denote the steady-state number of workers on the platform of each type, and let  $\pi^\theta(\varphi)$  be the associated steady-state distribution, if it exists. We moreover define  $N^\theta = \sum_{i \in [K]} N_i^\theta$ .

The upper bound follows almost immediately from the following lemma.

LEMMA 1. *For any static policy  $\varphi$  defined by reward distribution  $\mathbf{x}$ , a unique limiting distribution exists. Thus,  $v_\theta(\varphi) = \mathbb{E} \left[ R \left( \frac{N^\theta}{\theta} \right) - \frac{N^\theta}{\theta} \left( \sum_r r x_r \right) \right]$ . Moreover,*

$$N^\theta \sim \text{Pois} \left( \sum_i \frac{\theta \lambda_i}{\sum_r \ell_i(r) x_r} \right).$$

*Proof.* Since the Markov chain governing  $N_i^\theta(t)$  is irreducible and aperiodic, if a stationary distribution exists, it is the unique limiting distribution.

$N_i^\theta$  being Poisson-distributed follows from the fact that, in any period  $t \in \mathbb{N}$ , a type  $i$  worker stays on the platform with probability  $1 - \sum_r \ell_i(r) x_r$ , independently of  $\mathbf{N}^\theta(t)$ . Thus, by Poisson thinning, at the end of period  $t$ , the number of type  $i$  workers having stayed on the platform remains Poisson. Moreover,  $A_i^\theta(t+1) \sim \text{Pois}(\theta \lambda_i)$ , independent of  $\mathbf{N}^\theta(t) - \mathbf{D}^\theta(t)$ , where  $A_i^\theta$  and  $D_i^\theta$  respectively denote the scaled analogs of the number of arrivals and departures. By Poisson superposition, then,  $N_i^\theta(t+1) = N_i^\theta(t) - D_i^\theta(t) + A_i^\theta(t+1)$  is also Poisson distributed. Thus, if a stationary distribution exists,  $N_i^\theta$  must be Poisson distributed. Since the Poisson distribution is uniquely defined by its mean, a stationary distribution exists if and only if the expected number of workers entering the platform in each period is equal to the expected number of workers departing from the platform, or equivalently

$$\mathbb{E} [N_i^\theta] = \mathbb{E} [N_i^\theta] \left( 1 - \sum_r \ell_i(r) x_r \right) + \theta \lambda_i \implies \mathbb{E} [N_i^\theta] = \frac{\theta \lambda_i}{\sum_r \ell_i(r) x_r} < \infty$$

since  $\ell_i(r) > 0$  for all  $r \in \Xi$ . Thus, we obtain  $N^\theta \sim \text{Pois}(\sum_i \frac{\theta \lambda_i}{\sum_r \ell_i(r) x_r})$ .

To prove that  $v_\theta(\varphi) = \mathbb{E} \left[ R \left( \frac{N^\theta}{\theta} \right) - \frac{N^\theta}{\theta} \left( \sum_r r x_r \right) \right]$ , it suffices to show that  $\hat{\Pi}(N^\theta) := R \left( \frac{N^\theta}{\theta} \right) - \frac{N^\theta}{\theta} \left( \sum_r r x_r \right)$  is integrable with respect to  $\pi^\theta(\varphi)$ . Let  $\pi_n^\theta = \mathbb{P}(N^\theta = n)$ . We have:

$$\sum_{n=0}^{\infty} \left| R \left( \frac{n}{\theta} \right) - \frac{n}{\theta} \left( \sum_r r x_r \right) \right| \pi_n^\theta < \sum_{n=0}^{\infty} R \left( \frac{n}{\theta} \right) \pi_n^\theta + \frac{1}{\theta} \left( \sum_r r x_r \right) \sum_{n=0}^{\infty} n \pi_n^\theta \quad (1)$$

Let  $c \geq 0$  by any constant such that  $R'(c)$  exists. By concavity of  $R$ ,  $R \left( \frac{n}{\theta} \right) \leq R(c) + R'(c) \left( \frac{n}{\theta} - c \right)$ . Thus,

$$\sum_{n=0}^{\infty} R \left( \frac{n}{\theta} \right) \pi_n^\theta \leq \sum_{n=0}^{\infty} \left( R(c) + R'(c) \left( \frac{n}{\theta} - c \right) \right) \pi_n^\theta = R(c) - c R'(c) + \frac{1}{\theta} R'(c) \sum_{n=0}^{\infty} n \pi_n^\theta$$

Combining this with (1), we obtain:

$$\begin{aligned} \sum_{n=0}^{\infty} \left| R(n) - n \left( \sum_r r x_r \right) \right| \pi_n^\theta &< R(c) - c R'(c) + \frac{1}{\theta} \left( R'(c) + \sum_r r x_r \right) \sum_{n=0}^{\infty} n \pi_n^\theta \\ &= R(c) - c R'(c) + \frac{1}{\theta} \left( R'(c) + \sum_r r x_r \right) \mathbb{E} [N^\theta] \\ &= R(c) - c R'(c) + \left( R'(c) + \sum_r r x_r \right) \left( \sum_i \frac{\lambda_i}{\sum_r \ell_i(r) x_r} \right) \\ &< \infty. \end{aligned}$$

□

*Proof of Proposition 1.* By Lemma 1,

$$\begin{aligned} v_\theta(\varphi) &= \mathbb{E} \left[ R \left( \frac{N^\theta}{\theta} \right) \right] - \left( \sum_r r x_r \right) \mathbb{E} \left[ \frac{N^\theta}{\theta} \right] \\ &\leq R \left( \mathbb{E} \left[ \frac{N^\theta}{\theta} \right] \right) - \left( \sum_r r x_r \right) \mathbb{E} \left[ \frac{N^\theta}{\theta} \right] \end{aligned} \quad (2)$$

$$= R \left( \sum_i \frac{\lambda_i}{\sum_r \ell_i(r) x_r} \right) - \left( \sum_r r x_r \right) \sum_i \frac{\lambda_i}{\sum_r \ell_i(r) x_r} \quad (3)$$

$$\leq \text{FLUID-OPT} \quad (4)$$

where (2) follows from concavity of  $R$ , (3) from Lemma 1, and (4) by taking the supremum over all  $\mathbf{x} \in \Delta^{|\mathbb{I}|}$ . Since the upper bound holds for arbitrary  $\varphi \in \Phi$ ,  $v_\theta^* = \sup_{\varphi \in \Phi} v_\theta(\varphi) \leq \tilde{\Pi}^*$ . □

## A.2. Proof of Theorem 1

*Proof.* We first show the  $\mathcal{O}(1/\sqrt{\theta})$  additive loss bound. Let  $N^*$  be the random variable denoting the steady-state number of workers on the platform, induced by policy  $\varphi^*$ . For ease of notation, let  $\Lambda^* = \sum_i \frac{\lambda_i}{\sum_r \ell_i(r) x_r^*}$ . By Lemma 1,  $N^* \sim \text{Poisson}(\theta \Lambda^*)$ .

We first claim that it suffices to establish that

$$\mathbb{E} \left[ R \left( \frac{N^*}{\theta} \right) \right] \geq R \left( \frac{\mathbb{E}[N^*]}{\theta} \right) - \frac{C}{\sqrt{\theta}},$$

since

$$\begin{aligned} v_\theta(\varphi^*) - \tilde{\Pi}^* &= \left( \mathbb{E} \left[ R \left( \frac{N^*}{\theta} \right) \right] - \left( \sum_r r x_r^* \right) \frac{\mathbb{E}[N^*]}{\theta} \right) - \left( R \left( \frac{\mathbb{E}[N^*]}{\theta} \right) - \left( \sum_r r x_r^* \right) \frac{\mathbb{E}[N^*]}{\theta} \right) \\ &= \mathbb{E} \left[ R \left( \frac{N^*}{\theta} \right) \right] - R \left( \frac{\mathbb{E}[N^*]}{\theta} \right). \end{aligned}$$

For all  $N^*$ , we have:

$$\begin{aligned} R \left( \frac{\mathbb{E}[N^*]}{\theta} \right) - \mathbb{E} \left[ R \left( \frac{N^*}{\theta} \right) \right] &= \mathbb{E} \left[ R \left( \frac{\mathbb{E}[N^*]}{\theta} \right) - R \left( \frac{N^*}{\theta} \right) \right] \leq \mathbb{E} \left[ \left| R \left( \frac{\mathbb{E}[N^*]}{\theta} \right) - R \left( \frac{N^*}{\theta} \right) \right| \right] \\ &\leq L \mathbb{E} \left[ \left| \frac{\mathbb{E}[N^*] - N^*}{\theta} \right| \right]. \end{aligned} \quad (5)$$

where  $L$  denotes the Lipschitz constant of  $R$ . By Jensen's inequality,

$$\left( \mathbb{E} \left[ \left| \frac{\mathbb{E}[N^*] - N^*}{\theta} \right| \right] \right)^2 \leq \mathbb{E} \left[ \left( \frac{\mathbb{E}[N^*] - N^*}{\theta} \right)^2 \right] = \frac{1}{\theta^2} \text{Var} N^* = \frac{\Lambda^*}{\theta} \leq \frac{\bar{\Lambda}}{\theta}$$

where  $\bar{\Lambda} = \sum_i \frac{\lambda_i}{\ell_i(r_{\max})}$ . Plugging this into (5), we obtain:

$$R \left( \frac{\mathbb{E}[N^*]}{\theta} \right) - \mathbb{E} \left[ R \left( \frac{N^*}{\theta} \right) \right] \leq \frac{L\sqrt{\bar{\Lambda}}}{\sqrt{\theta}}.$$

We now show the  $\mathcal{O}(1/\theta)$  additive loss bound under the additional regularity conditions. Consider the following three events:



- $E_1 = \{N^* \geq \mathbb{E}[N^*] - c_0 \log \theta \sqrt{\mathbb{E}[N^*]}, N^* \geq 1\}$
- $E_2 = \{N^* < \mathbb{E}[N^*] - c_0 \log \theta \sqrt{\mathbb{E}[N^*]}, N^* \geq 1\}$
- $E_3 = \{N^* = 0\}$

where  $c_0 = \frac{\underline{\Lambda} - \varepsilon}{\sqrt{\underline{\Lambda}}} \frac{\varepsilon}{2}$ , for some constant  $\varepsilon \in (0, \underline{\Lambda})$ .

We first decompose the expected revenue under  $\varphi^*$  according to  $E_1, E_2, E_3$ :

$$\begin{aligned} \mathbb{E} \left[ R \left( \frac{N^*}{\theta} \right) \right] &= \mathbb{E} \left[ R \left( \frac{N^*}{\theta} \right) \middle| E_1 \right] \mathbb{P}(E_1) + \mathbb{E} \left[ R \left( \frac{N^*}{\theta} \right) \middle| E_2 \right] \mathbb{P}(E_2) + \mathbb{E} \left[ R \left( \frac{N^*}{\theta} \right) \middle| E_3 \right] \mathbb{P}(E_3) \\ &\geq \mathbb{E} \left[ R \left( \frac{N^*}{\theta} \right) \middle| E_1 \right] \mathbb{P}(E_1) + \mathbb{E} \left[ R \left( \frac{N^*}{\theta} \right) \middle| E_2 \right] \mathbb{P}(E_2). \end{aligned} \quad (6)$$

where (6) follows from non-negativity of  $R$ .

For  $i \in \{1, 2\}$ , let  $I_i$  denote the interval corresponding to  $E_i$ . We leverage the fact that  $R$  is twice-continuously differentiable over  $\mathbb{R}_{>0}$ , and apply Taylor's theorem to bound  $R \left( \frac{N^*}{\theta} \right)$ , for  $N^* \in I_i$ ,  $i \in \{1, 2\}$ :

$$R \left( \frac{N^*}{\theta} \right) = R \left( \frac{\mathbb{E}[N^*]}{\theta} \right) + R' \left( \frac{\mathbb{E}[N^*]}{\theta} \right) \left( \frac{N^* - \mathbb{E}[N^*]}{\theta} \right) + \frac{1}{2} R''(\eta_i) \left( \frac{N^* - \mathbb{E}[N^*]}{\theta} \right)^2 \quad (7)$$

for some  $\eta_i$  between  $N^*/\theta$  and  $\mathbb{E}[N^*]/\theta$ , i.e.,  $\eta_i \in \left[ \frac{1}{\theta} \min \{N^*, \mathbb{E}[N^*]\}, \frac{1}{\theta} \max \{N^*, \mathbb{E}[N^*]\} \right]$ .

Plugging the above into (6), we obtain:

$$\begin{aligned} \mathbb{E} \left[ R \left( \frac{N^*}{\theta} \right) \right] &\geq R \left( \frac{\mathbb{E}[N^*]}{\theta} \right) (\mathbb{P}(E_1) + \mathbb{P}(E_2)) + R' \left( \frac{\mathbb{E}[N^*]}{\theta} \right) \sum_{i \in \{1, 2\}} \mathbb{E} \left[ \frac{N^* - \mathbb{E}[N^*]}{\theta} \middle| E_i \right] \mathbb{P}(E_i) \\ &\quad + \frac{1}{2} \sum_{i \in \{1, 2\}} R''(\eta_i) \mathbb{E} \left[ \frac{(N^* - \mathbb{E}[N^*])^2}{\theta^2} \middle| E_i \right] \mathbb{P}(E_i) \\ &= R \left( \frac{\mathbb{E}[N^*]}{\theta} \right) (1 - \mathbb{P}(E_3)) + R' \left( \frac{\mathbb{E}[N^*]}{\theta} \right) \sum_{i \in \{1, 2\}} \mathbb{E} \left[ \frac{N^* - \mathbb{E}[N^*]}{\theta} \middle| E_i \right] \mathbb{P}(E_i) \\ &\quad + \frac{1}{2} \sum_{i \in \{1, 2\}} R''(\eta_i) \mathbb{E} \left[ \frac{(N^* - \mathbb{E}[N^*])^2}{\theta^2} \middle| E_i \right] \mathbb{P}(E_i) \end{aligned} \quad (8)$$

Lemmas 2-5 allow us to complete the loss analysis. We defer their proofs to Appendix A.2.1.

LEMMA 2.

$$R' \left( \frac{\mathbb{E}[N^*]}{\theta} \right) \sum_{i \in \{1, 2\}} \mathbb{E} \left[ \frac{N^* - \mathbb{E}[N^*]}{\theta} \middle| E_i \right] \mathbb{P}(E_i) \geq 0 \quad \forall \theta.$$

LEMMA 3. *There exists a constant  $c_1 > 0$  such that, conditioned on  $E_1$ ,*

$$R''(x) \mathbb{E} \left[ \frac{(N^* - \mathbb{E}[N^*])^2}{\theta^2} \middle| E_1 \right] \mathbb{P}(E_1) \geq -\frac{c_1}{\theta} \quad \forall x \in \left[ \frac{1}{\theta} \min \{N^*, \mathbb{E}[N^*]\}, \frac{1}{\theta} \max \{N^*, \mathbb{E}[N^*]\} \right].$$

LEMMA 4. *There exists a constant  $c_2 > 0$  such that, conditioned on  $E_2$ ,*

$$R''(x) \mathbb{E} \left[ \frac{(N^* - \mathbb{E}[N^*])^2}{\theta^2} \middle| E_2 \right] \mathbb{P}(E_2) \geq -\frac{c_2}{\theta} \quad \forall x \in \left[ \frac{1}{\theta} \min \{N^*, \mathbb{E}[N^*]\}, \frac{1}{\theta} \max \{N^*, \mathbb{E}[N^*]\} \right].$$

LEMMA 5.

$$\mathbb{P}(E_3) \leq \frac{1}{e\underline{\Lambda}} \cdot \frac{1}{\theta}.$$

Applying the above lemmas to (8), we obtain:

$$\mathbb{E} \left[ R \left( \frac{N^*}{\theta} \right) \right] \geq R \left( \frac{\mathbb{E}[N^*]}{\theta} \right) \left( 1 - \frac{1}{e\underline{\Lambda}\theta} \right) - \frac{1}{2} \left( \frac{c_1}{\theta} + \frac{c_2}{\theta} \right).$$

Defining  $C = \frac{R(\bar{\Lambda})}{e\underline{\Lambda}} + \frac{1}{2}(c_1 + c_2)$ , we obtain the theorem.  $\square$

### A.2.1. Proofs of Theorem 1 auxiliary lemmas

*Proof of Lemma 2.* We have:

$$\begin{aligned} 0 &= \mathbb{E} [N^* - \mathbb{E}[N^*]] = \sum_{i \in \{1,2\}} \mathbb{E} \left[ N^* - \mathbb{E}[N^*] \middle| E_i \right] \mathbb{P}(E_i) \\ &\quad + \mathbb{E} \left[ N^* - \mathbb{E}[N^*] \middle| E_3 \right] \mathbb{P}(E_3) \\ \implies \sum_{i \in \{1,2\}} \mathbb{E} \left[ N^* - \mathbb{E}[N^*] \middle| E_i \right] \mathbb{P}(E_i) &= -\mathbb{E} \left[ N^* - \mathbb{E}[N^*] \middle| E_3 \right] \mathbb{P}(E_3) = \mathbb{E}[N^*] \mathbb{P}(E_3) > 0. \end{aligned} \quad (9)$$

Combining (9) with the fact that  $R'(x) \geq 0$  for all  $x$ , we obtain the lemma.  $\square$

*Proof of Lemma 3.* For ease of notation, we define

$$\mathcal{I}(N^*, \theta) := \left[ \frac{1}{\theta} \min \{N^*, \mathbb{E}[N^*]\}, \frac{1}{\theta} \max \{N^*, \mathbb{E}[N^*]\} \right].$$

Since, conditioned on  $E_1$ ,  $N^* \geq \theta\Lambda^* - c_0 \log \theta \sqrt{\mathbb{E}[N^*]}$ , we have that  $\mathcal{I}(N^*, \theta) \subseteq \left[ \frac{\theta\Lambda^* - c_0 \log \theta \sqrt{\mathbb{E}[N^*]}}{\theta}, +\infty \right)$ .

By assumption,  $c_0 \leq \frac{\Lambda - \varepsilon}{\sqrt{\Lambda}} \frac{\varepsilon}{2}$ , therefore:

$$\begin{aligned} \frac{\theta\Lambda^* - c_0 \log \theta \sqrt{\mathbb{E}[N^*]}}{\theta} &= \Lambda^* - c_0 \sqrt{\Lambda^*} \frac{\log \theta}{\sqrt{\theta}} \\ &\geq \Lambda^* - \left( \frac{\Lambda - \varepsilon}{\sqrt{\Lambda}} \frac{\varepsilon}{2} \right) \sqrt{\Lambda^*} \frac{\log \theta}{\sqrt{\theta}} \\ &\geq \Lambda^* - \left( \frac{\Lambda - \varepsilon}{\sqrt{\Lambda}} \frac{\varepsilon}{2} \right) \sqrt{\Lambda^*} \cdot \frac{2}{e} \end{aligned} \quad (10)$$

$$\geq \Lambda^* - \left( \frac{\Lambda - \varepsilon}{\sqrt{\Lambda}} \right) \sqrt{\Lambda} \quad (11)$$

$$\geq \varepsilon \quad (12)$$

where (10) follows from the upper bound  $\frac{\log \theta}{\sqrt{\theta}} \leq \frac{2}{e}$  for all  $\theta$ , (11) from  $\Lambda^* \leq \bar{\Lambda}$ , and (12) from  $\Lambda^* \geq \underline{\Lambda}$ .

Thus,  $\mathcal{I}(N^*, \theta) \subseteq [\varepsilon, +\infty)$ , for some constant  $\varepsilon$ . Since  $R$  is twice-continuously differentiable over  $\mathbb{R}_{>0}$ , there exists  $c'_1 > 0$  such that  $R''(x) \geq -c'_1$  for all  $x \in [\varepsilon, +\infty)$ , and consequently for all  $x \in \mathcal{I}(N^*, \theta)$ .

We next bound  $\mathbb{E} \left[ \frac{(N^* - \mathbb{E}[N^*])^2}{\theta^2} \right] \mathbb{P}(E_1)$ .

$$\text{Var}(N^*) = \mathbb{E} [(N^* - \mathbb{E}[N^*])^2] = \sum_{i=1}^3 \mathbb{E} \left[ (N^* - \mathbb{E}[N^*])^2 \middle| E_i \right] \mathbb{P}(E_i)$$

$$\begin{aligned} &\implies \mathbb{E} \left[ (N^* - \mathbb{E}[N^*])^2 \middle| E_1 \right] \mathbb{P}(E_1) \leq \text{Var}(N^*) = \theta \Lambda^* \leq \theta \bar{\Lambda} \\ &\implies \mathbb{E} \left[ \frac{(N^* - \mathbb{E}[N^*])^2}{\theta^2} \middle| E_1 \right] \mathbb{P}(E_1) \leq \frac{\bar{\Lambda}}{\theta}. \end{aligned}$$

Putting this all together, we obtain:

$$R''(x) \mathbb{E} \left[ \frac{(N^* - \mathbb{E}[N^*])^2}{\theta^2} \middle| E_1 \right] \mathbb{P}(E_1) \geq -\frac{c'_1 \bar{\Lambda}}{\theta} \quad \forall x \in \mathcal{I}(N^*, \theta).$$

□

*Proof of Lemma 4.* By the Poisson tail bound (Canonne 2017),

$$\mathbb{P}(E_2) \leq \exp \left\{ -\frac{c_0^2 \log^2 \theta \mathbb{E}[N^*]}{2 \mathbb{E}[N^*]} \right\} = \theta^{-c_0^2 \log \theta / 2}.$$

Conditioned on  $E_2$ ,  $N^* \in [1, \mathbb{E}[N^*]]$ . Thus:

$$\begin{aligned} (N^* - \mathbb{E}[N^*])^2 &\leq (1 - \theta \Lambda^*)^2 \leq (\theta \Lambda^*)^2 \leq \theta^2 \bar{\Lambda}^2 \\ \implies \mathbb{E} \left[ \frac{(N^* - \mathbb{E}[N^*])^2}{\theta^2} \middle| E_2 \right] &\leq \bar{\Lambda}^2. \end{aligned}$$

Moreover, by assumption there exists  $\alpha > 0$  such that  $R''(x) \geq -\theta^\alpha$  for all  $x \in [\frac{1}{\theta}, \bar{\Lambda}]$ . Thus

$$R''(x) \mathbb{E} \left[ \frac{(N^* - \mathbb{E}[N^*])^2}{\theta^2} \middle| E_2 \right] \mathbb{P}(E_2) \geq -\bar{\Lambda}^2 \theta^{-c_0^2 \log \theta / 2} \cdot \theta^\alpha \quad \forall x \in \left[ \frac{1}{\theta}, \bar{\Lambda} \right]. \quad (13)$$

Let  $g(\theta) = \theta^{-c_0^2 \log \theta / 2 + \alpha}$ . We have that  $g(\theta) \leq c'_2 \theta^{-1}$  for some constant  $c'_2 > 0$  if and only if  $\theta^{-c_0^2 \log \theta / 2 + \alpha + 1} \leq c'_2 \iff -c_0^2 \log \theta / 2 + \alpha + 1 \leq \log c'_2 \iff c_0^2 \geq \frac{2(1 + \alpha - \log c'_2)}{\log \theta}$ . For  $c'_2 > e^{1+\alpha}$ , this holds for all  $c_0 > 0$ ,  $\theta > 1$ .

We conclude the proof of the lemma by observing that, conditioned on  $E_2$ ,

$$\left[ \frac{1}{\theta} \min \{N^*, \mathbb{E}[N^*]\}, \frac{1}{\theta} \max \{N^*, \mathbb{E}[N^*]\} \right] = \left[ \frac{N^*}{\theta}, \frac{\mathbb{E}[N^*]}{\theta} \right] \subseteq \left[ \frac{1}{\theta}, \Lambda^* \right] \subseteq \left[ \frac{1}{\theta}, \bar{\Lambda} \right].$$

Thus, the bound holds for all  $x \in [\frac{1}{\theta} \min \{N^*, \mathbb{E}[N^*]\}, \frac{1}{\theta} \max \{N^*, \mathbb{E}[N^*]\}]$ . □

*Proof of Lemma 5.* By definition:

$$\mathbb{P}(E_3) = \mathbb{P}(N^* = 0) = e^{-\theta \Lambda^*} \leq \frac{1}{e} \cdot \frac{1}{\theta \Lambda^*} \leq \frac{1}{e \underline{\Lambda}} \cdot \frac{1}{\theta}$$

□

## Appendix B: Structure and computation of the fluid heuristic: Proofs

### B.1. Proof of Proposition 2

*Proof.* Suppose  $R(\tilde{N}) = \tilde{N}$ ,  $\Xi = \{r, 0\}$  for some  $r > 0$ , and  $K = 1$ . Moreover, let  $\ell_1(0) = 1$ . For a given distribution  $\mathbf{x}$ , let  $x$  denote the weight placed on  $r$ . We abuse notation and let  $\hat{\Pi}(\mathbf{x})$  denote the profit induced by  $\mathbf{x}$  in the deterministic relaxation. Then, the objective of FLUID-OPT evaluates to:

$$\hat{\Pi}(\mathbf{x}) = \lambda_1 \frac{1 - rx}{1 - (1 - \ell_1(r))x} \implies \frac{\partial^2}{\partial x^2} \hat{\Pi}(\mathbf{x}) = 2\lambda_1 \frac{(1 - \ell_1(r))(1 - \ell_1(r) - r)}{(1 - (1 - \ell_1(r))x)^3} > 0 \quad \forall r < 1 - \ell_1(r).$$

□

## B.2. Proof of Theorem 2

Consider the following *budgeted supply maximization* problem, which we term SUPPLY-OPT. For a fixed set of types, an instance of SUPPLY-OPT is defined by a budget  $B \in \mathbb{R}_+$  as follows:

$$\begin{aligned} & \max_{\mathbf{x} \in \Delta^{|\Xi|}, \tilde{\mathbf{N}} \in \mathbb{N}^K} \sum_i \tilde{N}_i && \text{(SUPPLY-OPT)} \\ & \text{subject to} \quad \left( \sum_r r x_r \right) \left( \sum_i \tilde{N}_i \right) \leq B \\ & \quad \tilde{N}_i = \sum_r \frac{\lambda_i}{\sum_r \ell_i(r) x_r} \end{aligned}$$

At a high level, SUPPLY-OPT simplifies FLUID-OPT by removing a degree of freedom: namely, *how much the platform can spend to employ workers*. Given this added constraint, there are no longer two competing effects: the goal of the platform is to simply recruit as many workers as possible. Before proceeding with the proof, we note that the introduction of SUPPLY-OPT is a *conceptual* simplification, rather than a computational one. In particular, though the objective is now linear in  $\tilde{\mathbf{N}}$ , the budget constraint remains non-convex.

Lemma 6 formalizes the idea that SUPPLY-OPT is a useful proxy via which one can characterize the fluid optimum of FLUID-OPT. Namely, it establishes that the optimal solution to FLUID-OPT inherits the same structure as that of SUPPLY-OPT. We defer its proof – as well as the proofs of all subsequent lemmas – to Appendix B.3.

LEMMA 6. *Suppose there exists  $n \in \mathbb{N}^+$  such that, for all instances of SUPPLY-OPT, there exists an optimal solution  $\mathbf{x}^S$  such that  $|\text{supp}(\mathbf{x}^S)| \leq n$ . Then, there exists an optimal solution  $\mathbf{x}^*$  to FLUID-OPT such that  $|\text{supp}(\mathbf{x}^*)| \leq n$ .*

Thus, to prove the theorem, it suffices to show that for all instances of SUPPLY-OPT there exists an optimal solution  $\mathbf{x}^S$  with the desired structure, i.e.  $|\text{supp}(\mathbf{x}^S)| \leq 2$ .

Let  $\mathbf{x}^S$  denote an optimal solution to SUPPLY-OPT. Based on the second constraint, we define  $\tilde{N}_i(\mathbf{x}) = \frac{\lambda_i}{\sum_r \ell_i(r) x_r}$ , and  $\tilde{N}(\mathbf{x}) = \sum_i \tilde{N}_i(\mathbf{x})$ . Further,  $\hat{r}(\mathbf{x}) = \sum_r r x_r$  is used to denote a worker’s expected reward under  $\mathbf{x}$ , and  $\hat{\ell}_i(\mathbf{x}) = \sum_r \ell_i(r) x_r$  the expected departure probability of a type  $i$  worker under  $\mathbf{x}$ . We moreover assume that  $B$  is such that  $r_{\min} \tilde{N}(\mathbf{e}_{r_{\min}}) < B$  (i.e., the platform’s budget is large enough to serve all agents with the minimum possible reward).

Finally, we introduce the concept of *interlacing rewards*. Intuitively, two rewards  $r < r'$  interlace the budget  $B$  if a solution  $\mathbf{x} = \mathbf{e}_r$  spends at most  $B$ , while  $\mathbf{x}' = \mathbf{e}_{r'}$  spends more than  $B$ .

DEFINITION 12 (INTERLACING REWARDS). Consider an instance of SUPPLY-OPT. Rewards  $r$  and  $r'$ ,  $r < r'$ , are said to *interlace* budget  $B$  if the following holds:

$$r \tilde{N}(\mathbf{e}_r) \leq B < r' \tilde{N}(\mathbf{e}_{r'}).$$

We also say that three rewards  $r, r'$  and  $r''$  interlace if there exist two pairs of interlacing rewards amongst  $r, r'$  and  $r''$ .

We present a simple, but useful, lemma upon which we repeatedly rely to prove Theorem 2.

LEMMA 7. Suppose distribution  $\mathbf{y}$  is such that  $\text{supp}(\mathbf{y}) = \{r, r'\}$  for some  $r > r' \in \Xi$ , with weights  $y$  on  $r$  and  $1 - y$  on  $r'$ ,  $y \in (0, 1)$ . Then,  $\hat{r}(\mathbf{y})$  and  $\tilde{N}(\mathbf{y})$  are both non-decreasing in  $y$ .

With these two lemmas in hand, we prove the theorem.

*Proof of Theorem 2.* We first consider the trivial case in which  $r_{\max} \tilde{N}(\mathbf{e}_{r_{\max}}) \leq B$ . In this case, the optimal solution for SUPPLY-OPT is to give out the maximum reward with probability 1 (i.e.,  $\mathbf{x} = \mathbf{e}_{r_{\max}}$ ). Thus, in the remainder of the proof, we assume  $r_{\max} \tilde{N}(\mathbf{e}_{r_{\max}}) > B$ .

Any optimal solution  $\mathbf{x}^S$  to SUPPLY-OPT satisfies the budget constraint with equality (else, we can strictly improve the solution by moving weight from a low reward to a high reward, contradicting optimality of  $\mathbf{x}^S$ ). As a result, we can instead consider the following equivalent *budgeted reward minimization* problem:

$$\begin{aligned} & \min_{\mathbf{x} \in \Delta^{|\Xi|}} \sum_r r x_r && \text{(REWARD-OPT)} \\ \text{subject to} & \left( \sum_r r x_r \right) \left( \sum_i \tilde{N}_i \right) = B && (14) \\ & \tilde{N}_i = \sum_r \frac{\lambda_i}{\sum_r \ell_i(r) x_r} \end{aligned}$$

We abuse notation and let  $\mathbf{x}^S$  denote an optimal solution to REWARD-OPT, and suppose  $|\text{supp}(\mathbf{x}^S)| > 2$ . Algorithm 1 exhibits a procedure which either contradicts optimality of  $\mathbf{x}^S$ , or iteratively reduces the size of the support of  $\mathbf{x}^S$ , all the while maintaining feasibility – i.e., satisfying (14) – and never degrading the quality of the solution. Thus, we only need to show that Algorithm 1 maintains these two invariants and successfully terminates.

---

**Algorithm 1** Support-reduction procedure

---

**Initialize:** optimal solution  $\mathbf{x}^S$  to REWARD-OPT such that  $|\text{supp}(\mathbf{x}^S)| > 2$

**Output:** optimal solution  $\tilde{\mathbf{x}}^S$  such that  $|\text{supp}(\tilde{\mathbf{x}}^S)| = 2$ , or that  $\mathbf{x}^S$  is not optimal, a contradiction.

$\tilde{\mathbf{x}}^S \leftarrow \mathbf{x}^S$

**while**  $|\text{supp}(\tilde{\mathbf{x}}^S)| > 2$  **do**

Choose a set  $\mathcal{R} = \{r_1, r_2, r_3\} \subseteq \text{supp}(\tilde{\mathbf{x}}^S)$  of interlacing rewards.

Construct a distribution  $\mathbf{y}$  such that  $\text{supp}(\mathbf{y}) = \text{supp}(\tilde{\mathbf{x}}^S) \setminus \{r^*\}$ ,  $r^* \in \mathcal{R}$ , such that

(i)  $\hat{r}(\mathbf{y}) = \hat{r}(\tilde{\mathbf{x}}^S)$  and (ii)  $\tilde{N}(\mathbf{y}) \geq \tilde{N}(\tilde{\mathbf{x}}^S)$ .

**if**  $\tilde{N}(\mathbf{y}) > \tilde{N}(\tilde{\mathbf{x}}^S)$  **then**

Return that  $\mathbf{x}^S$  is not optimal for REWARD-OPT, a contradiction.

$\tilde{\mathbf{x}}^S \leftarrow \mathbf{y}$

---

As stated, the first step of each iteration of the algorithm implicitly relies on the existence of three interlacing rewards. It is, however, *a priori* unclear that such a set necessarily exists. Lemma 8 establishes that, as long as the incumbent solution  $\tilde{\mathbf{x}}^S$  is feasible, existence of three interlacing rewards is, in fact, guaranteed.

LEMMA 8. *Suppose  $\tilde{\mathbf{x}}^S$  is feasible and  $|\text{supp}(\tilde{\mathbf{x}}^S)| > 2$ . Then, there exists a set  $\mathcal{R} = \{r_1, r_2, r_3\} \subseteq \text{supp}(\tilde{\mathbf{x}}^S)$  of interlacing rewards.*

Next, Lemma 9 establishes that, given an incumbent feasible solution  $\tilde{\mathbf{x}}^S$ , it is *always* possible to (weakly) increase the fluid number of workers by removing a reward from the support of  $\tilde{\mathbf{x}}^S$ , all the while holding the expected reward fixed. Moreover, one can do this such that at least two interlacing rewards remain in the support of the newly constructed distribution.

LEMMA 9. *Consider a set  $\mathcal{R} = \{r_1, r_2, r_3\} \subseteq \text{supp}(\tilde{\mathbf{x}}^S)$  with  $r_1 > r_2 > r_3$  interlacing. Then, there exists a distribution  $\mathbf{y}$  such that (i)  $\text{supp}(\mathbf{y}) = \text{supp}(\tilde{\mathbf{x}}^S) \setminus \{r^*\}$ ,  $r^* \in \mathcal{R}$ , (ii)  $\hat{r}(\mathbf{y}) = \hat{r}(\tilde{\mathbf{x}}^S)$ , (iii)  $\tilde{N}(\mathbf{y}) \geq \tilde{N}(\tilde{\mathbf{x}}^S)$ , and (iv)  $p, q \in \mathcal{R} \setminus \{r^*\}$  are interlacing.*

Finally, Lemma 10 shows that either this new supply-improving solution  $\mathbf{y}$  is optimal, or it implies the existence of a feasible solution which *strictly* improves upon  $\mathbf{x}^S$ , contradicting the assumption that  $\mathbf{x}^S$  was optimal in the first place.

LEMMA 10. *At the end of each iteration, either  $\tilde{\mathbf{x}}^S$  is optimal, or the algorithm has correctly returned that  $\mathbf{x}^S$  was not optimal to begin with.*

Lemmas 8, 9, and 10 together establish that, in each iteration of the procedure, both invariants are maintained. It remains to show that Algorithm 1 terminates. Suppose first that the algorithm returns that  $\mathbf{x}^S$  was not optimal to begin with. In this case, the algorithm clearly terminates. In the other case, termination follows since in each iteration of the algorithm,  $|\text{supp}(\tilde{\mathbf{x}}^S)|$  strictly decreases.  $\square$

### B.3. Proofs of auxiliary lemmas

#### B.3.1. Proof of Lemma 6

*Proof.* Consider an optimal solution  $\mathbf{x}^*$  to FLUID-OPT, and suppose  $|\text{supp}(\mathbf{x}^*)| > n$ . We define  $C(\tilde{N}(\mathbf{x}^*))$  to be the minimum cost of securing a supply of  $\tilde{N}(\mathbf{x}^*)$  drivers on the platform. Formally,

$$C(\tilde{N}(\mathbf{x}^*)) = \min_{\mathbf{x}: \tilde{N}(\mathbf{x}) = \tilde{N}(\mathbf{x}^*)} \tilde{N}(\mathbf{x}) \hat{r}(\mathbf{x}).$$

We moreover let  $\hat{\Pi}(\mathbf{x})$  denote the fluid profit induced by distribution  $\mathbf{x}$ , i.e.

$$\hat{\Pi}(\mathbf{x}) = R(\tilde{N}(\mathbf{x})) - C(\tilde{N}(\mathbf{x})).$$

Consider now an instance of SUPPLY-OPT with budget  $B = C(\tilde{N}(\mathbf{x}^*))$ . Let  $\mathbf{x}^S$  denote an optimal solution to this instance of SUPPLY-OPT, with  $|\text{supp}(\mathbf{x}^S)| \leq n$ , and let  $\tilde{N}(\mathbf{x}^S)$  denote the number of workers induced by  $\mathbf{x}^S$ . Clearly,  $\mathbf{x}^*$  is feasible to this instance, and thus  $\tilde{N}(\mathbf{x}^S) \geq \tilde{N}(\mathbf{x}^*)$ . Since  $R$  is increasing, we have  $R(\tilde{N}(\mathbf{x}^S)) \geq R(\tilde{N}(\mathbf{x}^*))$ . Thus,

$$\hat{\Pi}(\mathbf{x}^S) = R(\tilde{N}(\mathbf{x}^S)) - C(\tilde{N}(\mathbf{x}^S)) \geq R(\tilde{N}(\mathbf{x}^*)) - C(\tilde{N}(\mathbf{x}^S)) \geq R(\tilde{N}(\mathbf{x}^*)) - C(\tilde{N}(\mathbf{x}^*)) = \hat{\Pi}(\mathbf{x}^*)$$

where the final inequality follows from the fact that  $C(\tilde{N}(\mathbf{x}^S)) \leq B = C(\tilde{N}(\mathbf{x}^*))$ , by construction. Thus,  $\mathbf{x}^S$  is also optimal for FLUID-OPT. Since  $|\text{supp}(\mathbf{x}^S)| \leq n$  by assumption, the result then follows.  $\square$

### B.3.2. Proof of Lemma 7

*Proof.* Clearly  $\widehat{r}(\mathbf{y}) = ry + r'(1 - y) = r' + (r - r')y$  is increasing in  $y$  since  $r > r'$ . Similarly, since  $\ell_i(\cdot)$  is non-increasing for all  $i \in [K]$ , we have  $\ell_i(r) \leq \ell_i(r')$ , which implies that  $\widetilde{N}_i(\mathbf{y})$  is non-decreasing in  $y$ .  $\square$

### B.3.3. Proof of Lemma 8

*Proof.* By feasibility of  $\widetilde{\mathbf{x}}^S$  and the assumption that  $|\text{supp}(\widetilde{\mathbf{x}}^S)| > 2$ , there exists  $r \in \text{supp}(\widetilde{\mathbf{x}}^S)$  such that  $r\widetilde{N}(\mathbf{e}_r) < B$  (else the budget has been exceeded). By the same argument, there exists  $r \in \text{supp}(\widetilde{\mathbf{x}}^S)$  such that  $r\widetilde{N}(\mathbf{e}_r) > B$  (else the total reward paid out is *strictly* less than the budget, contradicting feasibility to REWARD-OPT). Let  $r_1 = \inf \left\{ r \in \text{supp}(\widetilde{\mathbf{x}}^S) \mid r\widetilde{N}(\mathbf{e}_r) > B \right\}$ , and  $r_2 = \sup \left\{ r \in \text{supp}(\widetilde{\mathbf{x}}^S) \mid r\widetilde{N}(\mathbf{e}_r) < B \right\}$ . Then, by definition,  $(r_1, r_2)$  is an interlacing pair.

Moreover, since  $|\text{supp}(\widetilde{\mathbf{x}}^S)| > 2$ , there necessarily exists  $r_3$  such that, either  $r_3\widetilde{N}(\mathbf{e}_{r_3}) \leq B$ , or  $r_3\widetilde{N}(\mathbf{e}_{r_3}) > B$ , as argued above. In the former case  $(r_1, r_3)$  form an interlacing pair; in the latter case,  $(r_3, r_2)$  form an interlacing pair. Having established that  $(r_1, r_2)$  is an interlacing pair, in either case we obtain at least 2 interlacing pairs.  $\square$

### B.3.4. Proof of Lemma 9

*Proof.* The proof is constructive. Fix  $r^* \in \mathcal{R}$ , and let  $\mathbf{y}(p, q)$  be the distribution that distributes the weight placed on  $r^*$  by  $\widetilde{\mathbf{x}}^S$  to  $p, q \in \mathcal{R} \setminus \{r^*\}$ ,  $p \neq q$ , all the while holding the expected reward constant. Formally,  $\mathbf{y}(p, q)$  satisfies:

1.  $y_r = \widetilde{x}_r^S$  for  $r \notin \mathcal{R}$
2.  $y_{r^*} = 0$
3.  $y_q = \sum_{r \in \mathcal{R}} \widetilde{x}_r^S - y_p$  for  $p, q \in \mathcal{R} \setminus \{r^*\}$
4.  $\widehat{r}(\mathbf{y}(p, q)) = \widehat{r}(\widetilde{\mathbf{x}}^S)$

Recall,  $\mathcal{R} = \{r_1, r_2, r_3\} \subseteq \text{supp}(\widetilde{\mathbf{x}}^S)$ , with  $r_1 > r_2 > r_3$  interlacing. We claim that one of the following two inequalities necessarily holds:

$$\widetilde{N}(\mathbf{y}(r_1, r_3)) \geq \widetilde{N}(\widetilde{\mathbf{x}}^S) \quad \text{or} \quad \widetilde{N}(\mathbf{y}(r_2, r_3)) \geq \widetilde{N}(\widetilde{\mathbf{x}}^S), \quad (15)$$

and one of the following two inequalities necessarily holds:

$$\widetilde{N}(\mathbf{y}(r_1, r_2)) \geq \widetilde{N}(\widetilde{\mathbf{x}}^S) \quad \text{or} \quad \widetilde{N}(\mathbf{y}(r_1, r_3)) \geq \widetilde{N}(\widetilde{\mathbf{x}}^S). \quad (16)$$

Suppose the claim is true. Then, the proof of the lemma is complete. To see that we have shown existence of  $\mathbf{y}$  such that  $p, q \in \mathcal{R} \setminus \{r^*\}$  in the support of  $\mathbf{y}$  are interlacing (i.e., Condition (iv) of the lemma holds), we consider the following cases:

1.  $(r_1, r_3)$  and  $(r_2, r_3)$  are the interlacing pairs: (15) covers this case, as  $\{r_1, r_3\} \subseteq \text{supp}(\mathbf{y}(r_1, r_3))$ , and  $\{r_2, r_3\} \subseteq \text{supp}(\mathbf{y}(r_2, r_3))$ .
2.  $(r_1, r_3)$  and  $(r_1, r_2)$  are the interlacing pairs: (16) covers this case, as  $\{r_1, r_2\} \subseteq \text{supp}(\mathbf{y}(r_1, r_2))$ , and  $\{r_1, r_3\} \subseteq \text{supp}(\mathbf{y}(r_1, r_3))$ .

We only show the proof of the first set of alternatives (15). The proof of (16) is entirely analogous. With slight abuse of notation, we let  $y_j = y_{r_j}$ ,  $\tilde{x}_j^S = \tilde{x}_{r_j}^S$  for  $r_j \in |\Xi|$ .

Consider first distribution  $\mathbf{y}(r_1, r_3)$ . Solving (iii) and (iv) for  $y_1$  and  $y_3$ , we obtain:

$$y_1 = \tilde{x}_1^S + \frac{r_2 - r_3}{r_1 - r_3} \tilde{x}_2^S, \quad y_3 = \tilde{x}_3^S + \frac{r_1 - r_2}{r_1 - r_3} \tilde{x}_2^S.$$

Since  $\tilde{N}_i(\mathbf{x})$  is the composition of convex function  $f(z) = \frac{1}{z}$  with affine mapping  $g(x) = \sum_{r \in \Xi} \ell_i(r) x_r$ , we have that  $\tilde{N}_i(\mathbf{x})$  is convex. Thus:

$$\begin{aligned} \tilde{N}_i(\mathbf{y}(r_1, r_3)) &\geq \tilde{N}_i(\tilde{\mathbf{x}}^S) + \nabla \tilde{N}_i(\tilde{\mathbf{x}}^S)^T (\mathbf{y}(r_1, r_3) - \tilde{\mathbf{x}}^S) \\ &= \tilde{N}_i(\tilde{\mathbf{x}}^S) - \frac{\lambda_i}{\hat{\ell}_i(\tilde{\mathbf{x}}^S)^2} \begin{pmatrix} \ell_i(r_1) \\ \ell_i(r_2) \\ \ell_i(r_3) \end{pmatrix}^T \begin{pmatrix} \tilde{x}_1^S + \frac{r_2 - r_3}{r_1 - r_3} \tilde{x}_2^S - \tilde{x}_1^S \\ 0 - \tilde{x}_2^S \\ \tilde{x}_3^S + \frac{r_1 - r_2}{r_1 - r_3} \tilde{x}_2^S - \tilde{x}_3^S \end{pmatrix} \\ &= \tilde{N}_i(\tilde{\mathbf{x}}^S) - \frac{\lambda_i}{\hat{\ell}_i(\tilde{\mathbf{x}}^S)^2} \tilde{x}_2^S \left[ \frac{r_2 - r_3}{r_1 - r_3} \ell_i(r_1) - \ell_i(r_2) + \frac{r_1 - r_2}{r_1 - r_3} \ell_i(r_3) \right]. \end{aligned}$$

Summing over all  $i$ , we obtain that the following condition suffices for  $\tilde{N}(\mathbf{y}(r_1, r_3)) \geq \tilde{N}(\tilde{\mathbf{x}}^S)$  to hold:

$$\sum_i \frac{\lambda_i}{\hat{\ell}_i(\tilde{\mathbf{x}}^S)^2} \left[ \frac{r_2 - r_3}{r_1 - r_3} \ell_i(r_1) - \ell_i(r_2) + \frac{r_1 - r_2}{r_1 - r_3} \ell_i(r_3) \right] \leq 0. \quad (17)$$

Suppose (17) fails to hold, i.e.  $\sum_i \frac{\lambda_i}{\hat{\ell}_i(\tilde{\mathbf{x}}^S)^2} \left[ \frac{r_2 - r_3}{r_1 - r_3} \ell_i(r_1) - \ell_i(r_2) + \frac{r_1 - r_2}{r_1 - r_3} \ell_i(r_3) \right] > 0$ . Consider now distribution  $\mathbf{y}(r_2, r_3)$ . Solving (iii) and (iv) for  $y_2$  and  $y_3$  we obtain:

$$y_2 = \tilde{x}_2^S + \frac{r_1 - r_3}{r_2 - r_3} \tilde{x}_1^S, \quad y_3 = \tilde{x}_3^S + \frac{r_2 - r_1}{r_2 - r_3} \tilde{x}_1^S.$$

Again, by convexity of  $\tilde{N}(\mathbf{x})$ :

$$\begin{aligned} \tilde{N}_i(\mathbf{y}(r_2, r_3)) &\geq \tilde{N}_i(\tilde{\mathbf{x}}^S) + \nabla \tilde{N}_i(\tilde{\mathbf{x}}^S)^T (\mathbf{y}(r_2, r_3) - \tilde{\mathbf{x}}^S) \\ &= \tilde{N}_i(\tilde{\mathbf{x}}^S) - \frac{\lambda_i}{\hat{\ell}_i(\tilde{\mathbf{x}}^S)^2} \begin{pmatrix} \ell_i(r_1) \\ \ell_i(r_2) \\ \ell_i(r_3) \end{pmatrix}^T \begin{pmatrix} 0 - \tilde{x}_1^S \\ \tilde{x}_2^S + \frac{r_1 - r_3}{r_2 - r_3} \tilde{x}_1^S - \tilde{x}_2^S \\ \tilde{x}_3^S + \frac{r_2 - r_1}{r_2 - r_3} \tilde{x}_1^S - \tilde{x}_3^S \end{pmatrix} \\ &= \tilde{N}_i(\tilde{\mathbf{x}}^S) - \frac{\lambda_i}{\hat{\ell}_i(\tilde{\mathbf{x}}^S)^2} \tilde{x}_1^S \left[ -\ell_i(r_1) + \frac{r_1 - r_3}{r_2 - r_3} \ell_i(r_2) + \frac{r_2 - r_1}{r_2 - r_3} \ell_i(r_3) \right]. \end{aligned}$$

Summing over all  $i$ , the following condition suffices for  $\tilde{N}(\mathbf{y}(r_2, r_3)) \geq \tilde{N}(\tilde{\mathbf{x}}^S)$  to hold:

$$\begin{aligned} \frac{\lambda_i}{\hat{\ell}_i(\tilde{\mathbf{x}}^S)^2} \tilde{x}_1^S \left[ -\ell_i(r_1) + \frac{r_1 - r_3}{r_2 - r_3} \ell_i(r_2) + \frac{r_2 - r_1}{r_2 - r_3} \ell_i(r_3) \right] &\leq 0 \\ \iff \frac{\lambda_i}{\hat{\ell}_i(\tilde{\mathbf{x}}^S)^2} \left[ \frac{r_2 - r_3}{r_1 - r_3} \ell_i(r_1) - \ell_i(r_2) + \frac{r_1 - r_2}{r_1 - r_3} \ell_i(r_3) \right] &\geq 0 \end{aligned}$$

which holds by assumption.  $\square$

### B.3.5. Proof of Lemma 10

*Proof.* By Lemma 9, there exists  $\mathbf{y}$  with strictly smaller support than  $\tilde{\mathbf{x}}^S$  such that  $\hat{r}(\mathbf{y}) = \hat{r}(\tilde{\mathbf{x}}^S)$  and (ii)  $\tilde{N}(\mathbf{y}) \geq \tilde{N}(\tilde{\mathbf{x}}^S)$ .

Suppose first that  $\tilde{N}(\mathbf{y}) = \tilde{N}(\tilde{\mathbf{x}}^S)$ . Then feasibility is clearly maintained, and  $\mathbf{y}$  is also optimal. Suppose instead that  $\tilde{N}(\mathbf{y}) > \tilde{N}(\tilde{\mathbf{x}}^S)$ . In this case,  $\mathbf{y}$  is *not* feasible, as

$$\hat{r}(\mathbf{y}) \tilde{N}(\mathbf{y}) > \hat{r}(\tilde{\mathbf{x}}^S) \tilde{N}(\tilde{\mathbf{x}}^S) = B.$$



We claim we can construct a feasible distribution  $\mathbf{z}$  such that (i)  $\text{supp}(\mathbf{z}) = \text{supp}(\mathbf{y})$ , (ii)  $\hat{r}(\mathbf{z}) < \hat{r}(\mathbf{y})$ , and (iii)  $\hat{r}(\mathbf{z})\tilde{N}(\mathbf{z}) = B$ . Since  $\hat{r}(\mathbf{y}) = \hat{r}(\tilde{\mathbf{x}}^S)$  by construction, the existence of such a distribution  $\mathbf{z}$  would contradict optimality of  $\tilde{\mathbf{x}}^S$ , and consequently that of  $\mathbf{x}^S$ .

To complete the proof, we detail the construction of such a distribution  $\mathbf{z}$ . Take interlacing rewards  $r_{\max}(\mathbf{y}) = \sup\{r | r \in \text{supp}(\mathbf{y})\}$ ,  $r_{\min}(\mathbf{y}) = \inf\{r | r \in \text{supp}(\mathbf{y})\}$  (of which Lemma 9 guarantees the existence), and continuously move weight from  $r_{\max}(\mathbf{y})$  to  $r_{\min}(\mathbf{y})$ , holding all else fixed. This procedure strictly decreases  $\hat{r}(\mathbf{y})$  and weakly decreases  $\tilde{N}(\mathbf{y})$ , by Lemma 7, and thus strictly decreases  $\hat{r}(\mathbf{y})\tilde{N}(\mathbf{y})$ . Do this until one of two events occurs:

1. Constraint (14) is satisfied: In this case, we have found  $\mathbf{z}$ .
2. The weight on  $r_{\max}(\mathbf{y})$  has been exhausted. Let  $\tilde{\mathbf{y}}$  denote the distribution at the point at which  $r_{\max}(\mathbf{y})$  has been exhausted. For this new distribution  $\tilde{\mathbf{y}}$ , define  $r_{\max}(\tilde{\mathbf{y}}) = \sup\{r | r \in \text{supp}(\tilde{\mathbf{y}})\}$ , and repeat the process.

To see that this procedure must terminate and return a feasible solution  $\mathbf{z}$ , in the worst case we are left with but one  $r$  such that  $r\tilde{N}(\mathbf{e}_r) > B$ . Let  $\tilde{y}$  be the weight placed on this reward. Since the left-hand side of (14) is continuously increasing in  $\tilde{y}$  (again, by Lemma 7), and at  $\tilde{y} = 0$ ,  $\hat{r}(\tilde{\mathbf{y}})\tilde{N}(\tilde{\mathbf{y}}) \leq B$  (since  $r_{\min}\tilde{N}(\mathbf{e}_{r_{\min}}) \leq B$ ), there must exist  $\tilde{y}$  such that (14) is satisfied.  $\square$

## Appendix C: Fair policies and wage discrimination: Proofs

### C.1. Explicit wage discrimination: Proof of Proposition 3

*Proof.* The proof is constructive. Consider the *belief-based* policy  $\varphi^b$  defined in Algorithm 2.

---

#### Algorithm 2 Belief-based policy $\varphi^b$

---

**for**  $t \in \mathbb{N}^+$  **do**

**if**  $\tilde{N}(t-1) + \lambda_1 + \lambda_2 < D$  **then**

        Pay all new arrivals  $v_1$ .

        Label any worker that stays on the platform a type 1 worker; and pay all such workers  $v_1$  for all  $t' > t$ .

    Let  $t^* = \inf \left\{ t : \tilde{N}(t-1) + \lambda_1 + \lambda_2 \geq D \right\}$ .

**if**  $t \geq t^*$  **then**

        Pay  $D - (\lambda_1 + \lambda_2)$  type 1 workers previously identified a reward  $v_1$ , and everyone else a reward of 0.

---

We first derive the long-run average profit of  $\varphi^b$ :

$$\begin{aligned} \bar{\Pi}(\varphi^b) &= \lim_{T \rightarrow \infty} \frac{1}{T} \sum_{t=1}^T \alpha \min\{\tilde{N}(t-1) + \lambda_1 + \lambda_2, D\} - \left( \tilde{N}(t-1) + \lambda_1 + \lambda_2 \right) \sum_r r x_r(t) \\ &= \lim_{T \rightarrow \infty} \frac{1}{T} \sum_{t=1}^{t^*-1} \left[ \left( \alpha - \sum_r r x_r(t) \right) \left( \tilde{N}(t-1) + \lambda_1 + \lambda_2 \right) + \sum_{t=t^*}^T [\alpha D - v_1(D - (\lambda_1 + \lambda_2))] \right] \\ &= \alpha D - v_1(D - (\lambda_1 + \lambda_2)), \end{aligned}$$

where the final equality follows from the fact that  $t^* \leq 4$ .

The following lemma helps to characterize the optimal objective attained by any static policy.

LEMMA 11. *Suppose  $\alpha > 2v_2$ , and let  $\tilde{N}^s$  denote the number of workers induced by the optimal static solution. Then  $\tilde{N}^s = D$ .*

Thus, it suffices to show that:

$$\min \{\hat{r}(\mathbf{x}^{s_1}), \hat{r}(\mathbf{x}^{s_2})\} \cdot D - v_1(D - (\lambda_1 + \lambda_2)) = \Omega(D),$$

where  $\mathbf{x}^{s_i}$  denotes the static policy with support  $\{0, v_i\}$  that induces  $D$  workers on the platform, for  $i \in \{1, 2\}$ . Let  $x^{s_i}$  denote the weight placed on  $v_i$  by  $\mathbf{x}^{s_i}$ , for  $i \in \{1, 2\}$ . (As noted in the proof of Lemma 11, it is without loss of generality to consider only these two types of distributions.)

Consider first  $\mathbf{x}^{s_1}$ .  $x^{s_1}$  satisfies:

$$\frac{\lambda_1}{1 - x^{s_1}} + \lambda_2 = D \iff x^{s_1} = 1 - \frac{\lambda_1}{D - \lambda_2}.$$

Thus, we have:

$$\begin{aligned} \hat{r}(\mathbf{x}^{s_1})D - v_1(D - (\lambda_1 + \lambda_2)) &= v_1 \left( 1 - \frac{\lambda_1}{D - \lambda_2} \right) D - v_1(D - (\lambda_1 + \lambda_2)) \\ &= v_1 \left( \frac{D(D - (\lambda_1 + \lambda_2)) - (D - \lambda_2)(D - (\lambda_1 + \lambda_2))}{D - \lambda_2} \right) \\ &= v_1 \frac{\lambda_2(D - (\lambda_1 + \lambda_2))}{D - \lambda_2} = v_1 D/4. \end{aligned}$$

Consider now  $\mathbf{x}^{s_2}$ . Similarly, we have:

$$\frac{\lambda_1 + \lambda_2}{1 - x^{s_2}} = D \iff x^{s_2} = 1 - \frac{\lambda_1 + \lambda_2}{D}.$$

Then,

$$\begin{aligned} \hat{r}(\mathbf{x}^{s_2})D - v_1(D - (\lambda_1 + \lambda_2)) &= v_2 \left( 1 - \frac{\lambda_1 + \lambda_2}{D} \right) D - v_1(D - (\lambda_1 + \lambda_2)) \\ &= (v_2 - v_1)(D - (\lambda_1 + \lambda_2)) = (v_2 - v_1)D/4. \end{aligned}$$

□

### C.1.1. Auxiliary lemmas

*Proof of Lemma 11.* For  $i \in \{1, 2\}$ , let  $\varphi^{(i)}$  denote the reward distribution with support  $\{0, v_i\}$  that places weight  $x_i$  on  $v_i$ , and  $\tilde{\Pi}(\varphi^{(i)})$  its associated profit. Note that only considering distributions with these two supports is without loss of generality, as (i) we have established that there exists an optimal solution with a support of size 2, and (ii)  $\mathbf{x}$  such that  $\text{supp}(\mathbf{x}) = \{v_1, v_2\}$  induces  $\tilde{N}_1 = \infty$  workers, with only  $\alpha D$  revenue.

It suffices to show that, for  $i \in \{1, 2\}$ ,  $\frac{d}{dx_i} \tilde{\Pi}(\varphi^{(i)}) > 0$  for all  $x_i$  such that  $\tilde{N}^{\varphi^{(i)}} < D$ , where  $\tilde{N}^{\varphi^{(i)}}$  is used to denote the number of workers induced by  $\varphi^{(i)}$ .

For  $i \in \{1, 2\}$ , we have:

$$\begin{aligned} \frac{d}{dx_i} \tilde{\Pi}(\varphi^{(i)}) &= \frac{d}{dx_i} \left[ (\alpha - v_i x_i) \tilde{N}^{\varphi^{(i)}} \right] \\ &= -v_i \tilde{N}^{\varphi^{(i)}} + (\alpha - v_i x_i) \frac{d}{dx_i} \tilde{N}^{\varphi^{(i)}}. \end{aligned}$$

Thus,

$$\frac{d}{dx_i} \tilde{\Pi}(\varphi^{(i)}) > 0 \iff \alpha > v_i \left( x_i + \frac{\tilde{N}^{\varphi^{(i)}}}{\frac{d}{dx_i} \tilde{N}^{\varphi^{(i)}}} \right) \quad (18)$$

For  $i = 1$ , we have:

$$\begin{aligned} \tilde{N}^{\varphi^{(1)}} &= \frac{\lambda}{1-x_1} + \lambda \implies \frac{d}{dx_1} \tilde{N}^{\varphi^{(1)}} = \frac{\lambda}{(1-x_1)^2} \\ &\implies \frac{\tilde{N}^{\varphi^{(1)}}}{\frac{d}{dx_1} \tilde{N}^{\varphi^{(1)}}} = (1-x_1) + (1-x_1)^2 \end{aligned}$$

For  $i = 2$ :

$$\begin{aligned} \tilde{N}^{\varphi^{(2)}} &= \frac{2\lambda}{1-x_2} \implies \frac{d}{dx_2} \tilde{N}^{\varphi^{(2)}} = \frac{2\lambda}{(1-x_2)^2} \\ &\implies \frac{\tilde{N}^{\varphi^{(2)}}}{\frac{d}{dx_2} \tilde{N}^{\varphi^{(2)}}} = 1-x_2 \end{aligned}$$

Noting that  $\alpha > 2v_2$  satisfies (18) for all  $x_i$ ,  $i \in \{1, 2\}$ , we obtain the lemma.  $\square$

## C.2. Implicit wage discrimination: Proofs

In this section, we use the wrap-around convention that, for  $t' \in \{-(\tau-1), \dots, 0\}$ ,  $\mathbf{x}(t') := \mathbf{x}(\tau+t')$ . For a given distribution  $\mathbf{x}$ , recall,  $\hat{\ell}_i(\mathbf{x}) = \sum_r \ell_i(r)x_r$ , for  $i \in [K]$ .

Before proving Proposition 4, we introduce a useful result upon which we will rely in the remainder of the proofs in this section. In particular, Proposition 10 derives the number of workers of each type induced by an arbitrary  $\tau$ -cyclic  $\varphi^\tau$ , for  $\tau \in \mathbb{N}^+$ . We defer its proof to Appendix C.2.1.

**PROPOSITION 10.** *Fix  $\tau \in \mathbb{N}^+$ , and consider a  $\tau$ -cyclic policy defined by the sequence of reward distributions  $(\mathbf{x}(1), \mathbf{x}(2), \dots, \mathbf{x}(\tau))$ . The number of type  $i$  workers at time  $t$ , for  $t \in \mathbb{N}^+$ ,  $i \in [K]$ , is given by:*

$$\tilde{N}_i(t) = \lambda_i \cdot \frac{\sum_{\tau'=1}^{\tau-1} \prod_{t'=t-\tau'}^{t-1} [1 - \hat{\ell}_i(\mathbf{x}(t'))] + 1}{1 - \prod_{t'=1}^{\tau} [1 - \hat{\ell}_i(\mathbf{x}(t'))]}. \quad (19)$$

We now prove Proposition 4.

*Proof of Proposition 4.* Applying Proposition 10, under  $\varphi^c$ , for all  $t$  odd we have:

$$\begin{aligned} \tilde{N}_1(t) &= 0.1\lambda \cdot \frac{1 - \ell_1(0) + 1}{1 - (1 - \ell_1(r))(1 - \ell_1(0))} = 0.1\lambda \cdot \frac{1.9}{1 - 0.9} = 1.9\lambda \\ \tilde{N}_2(t) &= \lambda \cdot \frac{1 - \ell_2(0) + 1}{1 - (1 - \ell_2(r))(1 - \ell_2(0))} = \lambda \cdot \frac{2 - 1}{1 - 0.5 \cdot 0} = \lambda \\ \implies \tilde{N}(t) &= 2.9\lambda. \end{aligned} \quad (20)$$

Similarly, for all  $t$  even we have:

$$\begin{aligned} \tilde{N}_1(t) &= 0.1\lambda \cdot \frac{1 - \ell_1(r) + 1}{1 - (1 - \ell_1(r))(1 - \ell_1(0))} = 2\lambda \\ \tilde{N}_2(t) &= \lambda \cdot \frac{1 - \ell_2(r) + 1}{1 - (1 - \ell_2(r))(1 - \ell_2(0))} = 1.5\lambda \\ \implies \tilde{N}(t) &= 3.5\lambda. \end{aligned} \quad (21)$$

We leverage (20) and (21) for the following two results. In particular, Lemma 12 characterizes the optimal static solution.

LEMMA 12. For  $\alpha < r$ , the optimal static solution  $\mathbf{x}^s$  is such that  $x^s = 0$ , where  $x^s$  is the weight placed on reward  $r > 0$ .

Finally, Lemma 13 establishes that the cyclic policy outperforms the static solution.

LEMMA 13. For  $\alpha \geq 0.7r$ ,  $\tilde{\Pi}(\varphi^c) - \tilde{\Pi}(\varphi^0) = \Omega(\lambda)$ , where  $\varphi^0$  denotes the policy that deterministically pays out zero reward in each period.

Putting these two lemmas together proves the result.  $\square$

We finally establish that the two worker types experience different reward distributions in expectation. Let  $\hat{\mathbf{x}}_i$  denote the average reward distribution paid out to a type  $i$  worker under  $\varphi^c$ .

PROPOSITION 11.  $\hat{\mathbf{x}}_1 \neq \hat{\mathbf{x}}_2$ .

*Proof.* For  $i \in \{1, 2\}$ , we have:

$$\begin{aligned} \hat{\mathbf{x}}_i &= \frac{\tilde{N}_i(1)}{\tilde{N}_i(1) + \tilde{N}_i(2)} \mathbf{x}(1) + \frac{\tilde{N}_i(2)}{\tilde{N}_i(1) + \tilde{N}_i(2)} \mathbf{x}(2) \\ \implies \hat{\mathbf{x}}_1 &= \frac{19}{39} \mathbf{x}(1) + \frac{20}{39} \mathbf{x}(2) = \left( \frac{19}{39}, \frac{20}{39} \right), \quad \hat{\mathbf{x}}_2 = \frac{10}{25} \mathbf{x}(1) + \frac{15}{25} \mathbf{x}(2) = \left( \frac{2}{5}, \frac{3}{5} \right). \end{aligned}$$

Thus,  $\hat{\mathbf{x}}_1 \neq \hat{\mathbf{x}}_2$ .  $\square$

### C.2.1. Auxiliary lemmas

*Proof of Proposition 10.* For ease of notation, we omit the dependence on the worker type  $i$ , and normalize the arrival rates to  $\lambda_i = 1$  (this is without loss of generality since, given the policy, the types are independent). Moreover, let  $Z_t = 1 - \hat{\ell}(\mathbf{x}(t))$ , for  $t \in \mathbb{N}^+$ .

Recall, the dynamics of the deterministic relaxation:

$$\tilde{N}(t) = \tilde{N}(t-1)Z_{t-1} + 1 \quad t \in \mathbb{N}^+ \quad (22)$$

$$\text{and } \tilde{N}(0) := \tilde{N}(\tau). \quad (23)$$

By the cyclic property, it suffices to show the fact for  $t \in [\tau]$ .

It is easy to see that, if the above system of equations admits a solution, it is unique. Thus, it suffices to show that (19) satisfies the dynamics of the deterministic relaxation.

Plugging (19) into the right-hand side of (22), we have:

$$\begin{aligned} \tilde{N}(t-1)Z_{t-1} + 1 &= \frac{\left( \sum_{\tau'=1}^{\tau-1} \prod_{t'=t-1-\tau'}^{t-2} Z_{t'} \right) + 1}{1 - \prod_{t'=1}^{\tau} Z_{t'}} Z_{t-1} + 1 \\ &= \frac{\left( \sum_{\tau'=1}^{\tau-1} \prod_{t'=t-1-\tau'}^{t-2} Z_{t'} \right) Z_{t-1} + Z_{t-1} + 1 - \prod_{t'=1}^{\tau} Z_{t'}}{1 - \prod_{t'=1}^{\tau} Z_{t'}} \\ &= \frac{\left( \sum_{\tau'=1}^{\tau-1} \prod_{t'=t-1-\tau'}^{t-1} Z_{t'} \right) + Z_{t-1} + 1 - \prod_{t'=1}^{\tau} Z_{t'}}{1 - \prod_{t'=1}^{\tau} Z_{t'}}. \end{aligned} \quad (24)$$

Observe that, at  $\tau' = \tau - 1$ ,  $\prod_{t'=t-1-\tau'}^{t-1} Z_{t'}$  has exactly  $\tau$  terms. Thus, by the cyclic property we can re-write the first two terms in the numerator as:

$$\begin{aligned} \left( \sum_{\tau'=1}^{\tau-1} \prod_{t'=t-1-\tau'}^{t-1} Z_{t'} \right) + Z_{t-1} &= \prod_{t'=1}^{\tau} Z_{t'} + \left( \sum_{\tau'=1}^{\tau-2} \prod_{t'=t-1-\tau'}^{t-1} Z_{t'} \right) + Z_{t-1} \\ &= \prod_{t'=1}^{\tau} Z_{t'} + \sum_{\tau'=0}^{\tau-2} \prod_{t'=t-1-\tau'}^{t-1} Z_{t'} \\ &= \prod_{t'=1}^{\tau} Z_{t'} + \sum_{\tau'=1}^{\tau-1} \prod_{t'=t-\tau'}^{t-1} Z_{t'} \end{aligned}$$

where the final equality follows from simple re-indexing. Plugging this back into (24) and simplifying, we obtain:

$$\tilde{N}(t-1)Z_{t-1} + 1 = \frac{\left( \sum_{\tau'=1}^{\tau-1} \prod_{t'=t-\tau'}^{t-1} Z_{t'} \right) + 1}{1 - \prod_{t'=1}^{\tau} Z_{t'}} = \tilde{N}(t).$$

□

*Proof of Lemma 12.* We abuse notation and let  $\tilde{N}(\mathbf{x})$  and  $\tilde{\Pi}(\mathbf{x})$  respectively denote the number of workers and profit induced by static solution  $\mathbf{x}$  that places weight  $x$  on  $r$ . It suffices to show that  $\frac{d}{dx} \tilde{\Pi}(\mathbf{x}) < 0$  for all  $x \in (0, 1)$ . We have:

$$\begin{aligned} \frac{d}{dx} \tilde{\Pi}(\mathbf{x}) &= -r\tilde{N}(\mathbf{x}) + (\alpha - rx) \frac{d}{dx} \tilde{N}(\mathbf{x}) \\ &< -r\tilde{N}(\mathbf{x}) + r(1-x) \frac{d}{dx} \tilde{N}(\mathbf{x}) \end{aligned} \tag{25}$$

where (25) follows from the assumption that  $\alpha < r$  and  $\frac{d}{dx} \tilde{N}(\mathbf{x}) > 0$ .

Consider now our specific instance. We have:

$$\begin{aligned} \tilde{N}(\mathbf{x}) &= \frac{0.1\lambda}{0 \cdot x + 0.1(1-x)} + \frac{\lambda}{0.5x + 1-x} = \lambda \left( \frac{1}{1-x} + \frac{1}{1-0.5x} \right) \\ \implies \frac{d}{dx} \tilde{N}(\mathbf{x}) &= \lambda \left( \frac{1}{(1-x)^2} + \frac{0.5}{(1-0.5x)^2} \right). \end{aligned}$$

Plugging this into (25), we obtain:

$$\begin{aligned} \frac{d}{dx} \tilde{\Pi}(\mathbf{x}) &< \lambda r \left[ - \left( \frac{1}{1-x} + \frac{1}{1-0.5x} \right) + (1-x) \left( \frac{1}{(1-x)^2} + \frac{0.5}{(1-0.5x)^2} \right) \right] \\ &= \lambda r \left[ \frac{-(1-0.5x) + 0.5(1-x)}{(1-0.5x)^2} \right] \\ &< 0 \quad \forall x \in (0, 1). \end{aligned}$$

□

*Proof of Lemma 13.* We have:

$$\begin{aligned} \tilde{\Pi}(\varphi^c) - \tilde{\Pi}(\varphi^0) &= \left( \alpha \left( \frac{1}{2} \tilde{N}(1) + \frac{1}{2} \tilde{N}(2) \right) - \frac{1}{2} r \tilde{N}(1) \right) - \alpha(\lambda_1 + \lambda_2) \\ &\geq 0.7r(3.2\lambda - 1.1\lambda) - \frac{1}{2} r \cdot 2.9\lambda \\ &= 0.02r\lambda. \end{aligned}$$

where the inequality follows from plugging in the expressions for  $\tilde{N}(t)$ ,  $t \in \{1, 2\}$ , as well as  $\alpha \geq 0.7r$ . □

### C.3. Proof of Theorem 3

We first introduce the notion of *cyclic fairness*.

DEFINITION 13 ( $\delta$ -CYCLIC FAIRNESS). A  $\tau$ -cyclic policy  $\varphi^\tau$  defined by a sequence of reward distributions  $(\mathbf{x}(t), t \in [\tau])$  is said to be  $\delta$ -cyclic fair if :

$$\left\| \frac{1}{\sum_{t=1}^{\tau} \tilde{N}_i^\tau(t)} \sum_{t=1}^{\tau} \tilde{N}_i^\tau(t) \mathbf{x}(t) - \frac{1}{\sum_{t=1}^{\tau} \tilde{N}_j^\tau(t)} \sum_{t=1}^{\tau} \tilde{N}_j^\tau(t) \mathbf{x}(t) \right\|_1 < \delta \quad \forall i, j \in [K]. \quad (\text{CYCLIC FAIRNESS})$$

In contrast to the notion of fairness defined above, cyclic fairness is only required to hold over individual *cycles* of length  $\tau$ , rather than for all intervals of length  $\tau$ .

We proceed to the proof of the theorem, a consequence of the following two facts:

1. (Lemma 14) For any fair policy  $\varphi$ , for all  $\delta > 0$  there exists a cyclic policy  $\varphi^\delta$  such that
  - (a) the cyclic policy's profit is within  $\delta$  of the profit under  $\varphi$ , and
  - (b) the cyclic policy is  $2\delta$ -cyclic fair.
2. (Lemma 16) For all  $\epsilon > 0$ , given any  $\epsilon$ -cyclic fair policy  $\varphi^\tau$ , there exists a static policy whose profit is within  $C_0\epsilon$  of that of  $\varphi^\tau$ , for some constant  $C_0 > 0$  independent of  $\epsilon$ .

*Proof of Theorem 3.* Consider an arbitrary fair policy  $\varphi$ , and fix  $\delta > 0$ . Consider the cyclic policy  $\varphi^\delta$  that satisfies the two conditions of Lemma 14. Then, we have:  $\tilde{\Pi}(\varphi^\delta) \geq \tilde{\Pi}(\varphi) - \delta$ . Moreover, by Lemma 16, since  $\varphi^\delta$  is  $2\delta$ -cyclic fair, there exists a static policy  $\varphi^s(\delta)$  that yields profit within  $2C_0\delta$  of  $\varphi^\delta$ . Chaining these facts together, we obtain:

$$\tilde{\Pi}(\varphi^s(\delta)) \geq \tilde{\Pi}(\varphi^\delta) - 2C_0\delta \geq \tilde{\Pi}(\varphi) - (1 + 2C_0)\delta.$$

Since the inequality holds for all  $\delta > 0$ , we find that for any fair policy  $\varphi$  we can construct a static policy with objective arbitrarily close to that of  $\varphi$ . Taking the supremum over all static policies we find that its objective must match that of the supremum over all fair policies  $\varphi$ .  $\square$

We now prove the two key lemmas, relegating the proofs of auxiliary lemmas to Appendix C.3.1.

LEMMA 14. Consider an arbitrary fair policy  $\varphi$ . Then, for all  $\delta > 0$ , there exists a cyclic policy  $\varphi^\tau$ , for some  $\tau \in \mathbb{N}^+$ , such that

1.  $\tilde{\Pi}(\varphi^\tau) \geq \tilde{\Pi}(\varphi) - \delta$ , and
2.  $\varphi^\tau$  is  $2\delta$ -cyclic fair.

*Proof.* For ease of notation, let  $\ell(r_{\max}) = \min_{i \in [K]} \ell_i(r_{\max})$ .

Fix  $\delta > 0$ , and let  $\tau$  be such that FAIR-POLICY holds. Given a fixed time horizon  $T$ , partition the time horizon into  $L = \lceil \frac{T}{\tau} \rceil$  segments of length  $\tau$ . Let  $\tilde{\Pi}^{(l)}(\varphi)$  denote the cumulative profit under  $\varphi$  during time segment  $l$ , for  $l \in \{1, \dots, L\}$ . The long-run average profit is then given by:

$$\lim_{L \rightarrow \infty} \frac{1}{\tau L} \sum_{l=1}^L \tilde{\Pi}^{(l)}(\varphi) \leq \frac{1}{\tau} \sup_{l \in \mathbb{N}^+} \tilde{\Pi}^{(l)}(\varphi).$$

Suppose first that the supremum on the right-hand side is attained, and let  $l^*$  denote the time segment such that  $\tilde{\Pi}^{(l^*)}(\varphi) = \sup_l \tilde{\Pi}^{(l)}(\varphi)$ , with  $(\mathbf{x}^{(l^*)}(1), \dots, \mathbf{x}^{(l^*)}(\tau))$  the sequence of reward distributions distributed by  $\varphi$  during  $l^*$ .<sup>10</sup>

<sup>10</sup>Without loss of generality we re-index this truncated policy from  $t = 1$  to  $\tau$ .

Now, let  $\varphi^\tau$  denote the  $\tau$ -cyclic policy such that

$$(\mathbf{x}^\tau(1), \dots, \mathbf{x}^\tau(\tau)) = (\mathbf{x}^{(l^*)}(1), \dots, \mathbf{x}^{(l^*)}(\tau - 1), \mathbf{e}_{r_{\min}}). \quad (26)$$

That is,  $\varphi^\tau$  mirrors the policy used in segment  $l^*$  for the first  $\tau - 1$  time periods of a cycle, and pays out the minimum reward in the last period. (Recall,  $\ell_i(r_{\min}) = 1$  for all  $i \in [K]$  by assumption.) For ease of notation, in the remainder of the proof we omit the dependence of  $\mathbf{x}^{(l^*)}$  on  $l^*$ .

We first show that the profits achieved by these two policies differ by at most  $\mathcal{O}(1/\tau)$ . Let  $\tilde{N}^*(t)$  and  $\tilde{N}^\tau(t)$  respectively denote the number of workers under  $\varphi$  and  $\varphi^\tau$  at time  $t \in [\tau]$ . The difference in average profits over  $\tau$  time periods, then, is:

$$\begin{aligned} \frac{1}{\tau} \tilde{\Pi}^{(l^*)}(\varphi) - \tilde{\Pi}(\varphi^\tau) &= \frac{1}{\tau} \left( \sum_{t=1}^{\tau} [R(\tilde{N}^*(t)) - R(\tilde{N}^\tau(t))] \right. \\ &\quad \left. - \sum_{t=1}^{\tau} \left[ \tilde{N}^*(t) \sum_r r x_r(t) \right] + \sum_{t=1}^{\tau} \left[ \tilde{N}^\tau(t) \sum_r r x_r^\tau(t) \right] \right) \\ &\leq \frac{1}{\tau} \left( \sum_{t=1}^{\tau} [R(\tilde{N}^*(t)) - R(\tilde{N}^\tau(t))] - \sum_{t=1}^{\tau} (\tilde{N}^*(t) - \tilde{N}^\tau(t)) \sum_r r x_r(t) \right), \end{aligned}$$

where the inequality follows from the fact that  $\sum_r r x_r(t) \geq \sum_r r x_r^\tau(t)$  for all  $t$ , by (26). Similarly, since  $\varphi^\tau$  pays out  $r_{\min}$  in the last period of each cycle, the number of workers under  $\varphi^\tau$  is lower at the beginning of a cycle, and consequently for the rest of time. Thus, the cost difference between the two policies  $\sum_{t=1}^{\tau} (\tilde{N}^*(t) - \tilde{N}^\tau(t)) \sum_r r x_r(t)$  is nonnegative, and

$$\frac{1}{\tau} \tilde{\Pi}^{(l^*)}(\varphi) - \tilde{\Pi}(\varphi^\tau) \leq \frac{1}{\tau} \sum_{t=1}^{\tau} R(\tilde{N}^*(t)) - R(\tilde{N}^\tau(t)) \quad (27)$$

$$\leq \frac{C_R}{\tau} \sum_{t=1}^{\tau} \tilde{N}^*(t) - \tilde{N}^\tau(t), \quad (28)$$

where  $C_R$  denotes the Lipschitz constant of  $R$ .

For  $t \in [\tau]$ , the number of type  $i$  workers on the platform at time  $t$ , for any initial number of workers  $\tilde{N}_i(0)$  is given by:

$$\tilde{N}_i(t) = \tilde{N}_i(0) \prod_{t'=1}^t (1 - \hat{\ell}_i(\mathbf{x}(t' - 1))) + \sum_{t'=1}^t \prod_{t''=t'}^t (1 - \hat{\ell}_i(\mathbf{x}(t'' - 1))), \quad (29)$$

where we use the convention that  $\mathbf{x}(0)$  is such  $\hat{\ell}_i(\mathbf{x}(0)) = 0$  for all  $i \in [K]$ .

Let  $\tilde{N}_i^*(0)$  and  $\tilde{N}_i^\tau(0)$  respectively denote the initial number of type  $i$  workers under policies  $\varphi$  and  $\varphi^\tau$ . By (29), for all  $t \in [\tau]$  we have:

$$\begin{aligned} \tilde{N}_i^*(t) - \tilde{N}_i^\tau(t) &= \left( \tilde{N}_i^*(0) \prod_{t'=1}^t (1 - \hat{\ell}_i(\mathbf{x}(t' - 1))) + \sum_{t'=1}^t \prod_{t''=t'}^t (1 - \hat{\ell}_i(\mathbf{x}(t'' - 1))) \right) \\ &\quad - \left( \tilde{N}_i^\tau(0) \prod_{t'=1}^t (1 - \hat{\ell}_i(\mathbf{x}^\tau(t' - 1))) + \sum_{t'=1}^t \prod_{t''=t'}^t (1 - \hat{\ell}_i(\mathbf{x}^\tau(t'' - 1))) \right) \\ &= \left( \tilde{N}_i^*(0) - \tilde{N}_i^\tau(0) \right) \prod_{t'=1}^t (1 - \hat{\ell}_i(\mathbf{x}(t' - 1))) \end{aligned}$$

where the second equality follows from the fact that  $\varphi^\tau$  *exactly mirrors*  $\varphi$  over  $\{1, \dots, \tau - 1\}$ .

Plugging this into (27), we obtain:

$$\begin{aligned} \frac{1}{\tau} \tilde{\Pi}^{(l^*)}(\varphi) - \tilde{\Pi}(\varphi^\tau) &\leq \frac{C_R}{\tau} \sum_{t=1}^{\tau} \sum_{i \in [K]} (\tilde{N}_i^*(0) - \tilde{N}_i^\tau(0)) \prod_{t'=1}^t (1 - \hat{\ell}_i(\mathbf{x}(t' - 1))) \\ &\leq \frac{C_R}{\tau} \sum_{i \in [K]} \tilde{N}_i^*(0) - \tilde{N}_i^\tau(0) \sum_{t=1}^{\tau} (1 - \ell(r_{\max}))^t \\ &= \frac{C_R}{\tau} \left( \sum_{i \in [K]} \tilde{N}_i^*(0) - \tilde{N}_i^\tau(0) \right) (1 - \ell(r_{\max})) \frac{1 - (1 - \ell(r_{\max}))^\tau}{\ell(r_{\max})} \\ &\leq \frac{C_R}{\tau} N_{\max} \frac{1 - \ell(r_{\max})}{\ell(r_{\max})} \end{aligned}$$

where  $N_{\max} < \infty$  is the maximum number of workers in any time period, achieved by deterministically paying out  $r_{\max}$  in each timestep. Note that  $N_{\max}$  is a finite constant due to the assumption that  $\ell(r_{\max}) > 0$ .

We now show that that, for large enough  $\tau$ ,  $\varphi$  is  $2\delta$ -cyclic fair. Lemma 15 states that the expected reward distribution seen by workers under  $\varphi^\tau$  is close to the expected reward distribution under  $\varphi$  during segment  $l^*$ . We defer its proof to Appendix C.3.1.

LEMMA 15. *There exists  $C > 0$  such that, for all  $i \in [K]$ ,*

$$\left\| \frac{1}{\sum_{t=1}^{\tau} \tilde{N}_i^\tau(t)} \sum_{t=1}^{\tau} \tilde{N}_i^\tau(t) \mathbf{x}^\tau(t) - \frac{1}{\sum_{t=1}^{\tau} \tilde{N}_i^*(t)} \sum_{t=1}^{\tau} \tilde{N}_i^*(t) \mathbf{x}(t) \right\|_1 \leq C/\tau.$$

Thus, by Lemma 15, for all  $i, j \in [K]$ , we have:

$$\begin{aligned} &\left\| \frac{1}{\sum_{t=1}^{\tau} \tilde{N}_i^\tau(t)} \sum_{t=1}^{\tau} \tilde{N}_i^\tau(t) \mathbf{x}^\tau(t) - \frac{1}{\sum_{t=1}^{\tau} \tilde{N}_j^\tau(t)} \sum_{t=1}^{\tau} \tilde{N}_j^\tau(t) \mathbf{x}^\tau(t) \right\|_1 \\ &\leq \left\| \frac{1}{\sum_{t=1}^{\tau} \tilde{N}_i^\tau(t)} \sum_{t=1}^{\tau} \tilde{N}_i^\tau(t) \mathbf{x}^\tau(t) - \frac{1}{\sum_{t=1}^{\tau} \tilde{N}_i^*(t)} \sum_{t=1}^{\tau} \tilde{N}_i^*(t) \mathbf{x}(t) \right\|_1 \\ &\quad + \left\| \frac{1}{\sum_{t=1}^{\tau} \tilde{N}_j^\tau(t)} \sum_{t=1}^{\tau} \tilde{N}_j^\tau(t) \mathbf{x}^\tau(t) - \frac{1}{\sum_{t=1}^{\tau} \tilde{N}_j^*(t)} \sum_{t=1}^{\tau} \tilde{N}_j^*(t) \mathbf{x}(t) \right\|_1 \\ &\quad + \left\| \frac{1}{\sum_{t=1}^{\tau} \tilde{N}_i^*(t)} \sum_{t=1}^{\tau} \tilde{N}_i^*(t) \mathbf{x}(t) - \frac{1}{\sum_{t=1}^{\tau} \tilde{N}_j^*(t)} \sum_{t=1}^{\tau} \tilde{N}_j^*(t) \mathbf{x}(t) \right\|_1 \\ &\leq 2C/\tau + \delta, \end{aligned}$$

where the first inequality is a simple application of the triangle inequality, and the second inequality follows from Lemma 15 and the fact that  $\tau$  is such that FAIR-POLICY holds, by construction. Choosing  $\tau \geq \frac{1}{\delta} \max \left\{ 2C, C_R N_{\max} \frac{1 - \ell(r_{\max})}{\ell(r_{\max})} \right\}$  ensures that  $\varphi^\tau$  is  $2\delta$ -cyclic fair and within  $\delta$  of the profit under  $\varphi$ .

We conclude the proof by considering the case where the supremum is not attained. In this case, consider any  $l^{(\epsilon)} < \infty$  such that  $\tilde{\Pi}^{(l^{(\epsilon)})}(\varphi) \geq \sup_{l \in \mathbb{N}^+} \tilde{\Pi}^{(l)}(\varphi) - \epsilon$ , for constant  $\epsilon > 0$ . An identical argument as above proves that the  $2\delta$ -cyclic fairness guarantee holds for large enough  $\tau$ . Moreover, in the profit bound we lose at most an additive factor of  $\epsilon/\tau$  in profits. Choosing  $\tau \geq \frac{1}{\delta} \max \left\{ 2C, C_R N_{\max} \frac{1 - \ell(r_{\max})}{\ell(r_{\max})} + \epsilon \right\}$  recovers the  $\delta$  additive loss.  $\square$



LEMMA 16. Fix  $\tau \in \mathbb{N}^+$ , and consider any  $\tau$ -cyclic policy  $\varphi^\tau$  that is  $\epsilon$ -cyclic fair, for  $\epsilon > 0$ . There exists a static policy  $\varphi^s$  such that

$$\tilde{\Pi}(\varphi^s) \geq \tilde{\Pi}(\varphi^\tau) - C_0\epsilon,$$

for some constant  $C_0 > 0$  that is independent of  $\epsilon$ .

*Proof.* The proof is constructive. Let  $\varphi^\tau$  be defined by the sequence of  $\tau$  reward distributions  $(\mathbf{x}(1), \dots, \mathbf{x}(\tau))$ . Moreover, fix any  $i \in [K]$ , and let  $\varphi^s$  be the static policy defined by the following reward distribution:

$$\mathbf{x}^s = \sum_{t=1}^{\tau} \frac{\tilde{N}_i^\tau(t)}{\sum_{t'=1}^{\tau} \tilde{N}_i^\tau(t')} \mathbf{x}(t).$$

Let  $\tilde{N}_j^s$  denote the number of type  $j$  workers induced by  $\varphi^s$ , for  $j \in [K]$ . Recall:

$$\tilde{N}_j^s = \frac{\lambda_j}{\widehat{\ell}_j(\mathbf{x}^s)}.$$

Let  $\mathbf{x}^{s,j} = \sum_{t=1}^{\tau} \frac{\tilde{N}_j^\tau(t)}{\sum_{t'=1}^{\tau} \tilde{N}_j^\tau(t')} \mathbf{x}(t)$ , for  $j \in [K]$ . Since  $f_j(z) := \frac{\lambda_j}{z}$  is  $L$ -Lipschitz over  $[\ell(r_{\max}), 1]$  for some  $L > 0$ , we have:

$$\begin{aligned} \left| \tilde{N}_j^s - \frac{\lambda_j}{\widehat{\ell}_j(\mathbf{x}^{s,j})} \right| &\leq L \left| \widehat{\ell}(\mathbf{x}^{s,j}) - \widehat{\ell}_j(\mathbf{x}^s) \right| = L \left| \sum_r \ell_j(r) \sum_{t=1}^{\tau} x_r(t) \left( \frac{\tilde{N}_j^\tau(t)}{\sum_{t'=1}^{\tau} \tilde{N}_j^\tau(t')} - \frac{\tilde{N}_j^\tau(t)}{\sum_{t'=1}^{\tau} \tilde{N}_j^\tau(t')} \right) \right| \\ &\leq L \sum_r \left| \sum_{t=1}^{\tau} x_r(t) \left( \frac{\tilde{N}_j^\tau(t)}{\sum_{t'=1}^{\tau} \tilde{N}_j^\tau(t')} - \frac{\tilde{N}_j^\tau(t)}{\sum_{t'=1}^{\tau} \tilde{N}_j^\tau(t')} \right) \right| \\ &\leq L\epsilon, \end{aligned} \tag{30}$$

where the final inequality follows from the assumption that  $\varphi^\tau$  is  $\epsilon$ -cyclic fair. We can then leverage (30) to obtain a bound on the total number of workers in the system, i.e.,

$$\left| \tilde{N}^s - \sum_{j \in [K]} \frac{\lambda_j}{\widehat{\ell}_j(\mathbf{x}^{s,j})} \right| \leq LK\epsilon. \tag{31}$$

We use this fact to obtain a lower bound on the profit under  $\varphi^s$ :

$$\begin{aligned} \tilde{\Pi}(\varphi^s) &= R(\tilde{N}^s) - \left( \sum_r r x_r^s \right) \tilde{N}^s \\ &\geq R \left( \sum_{j \in [K]} \frac{\lambda_j}{\widehat{\ell}_j(\mathbf{x}^{s,j})} \right) - C_R LK\epsilon - \left( \sum_r r x_r^s \right) \left( \sum_{j \in [K]} \frac{\lambda_j}{\widehat{\ell}_j(\mathbf{x}^{s,j})} + LK\epsilon \right), \end{aligned} \tag{32}$$

where the inequality follows by putting (31) together with the assumption that  $R$  is  $C_R$ -Lipschitz.

We can simplify (32) via Lemma 17, whose proof we defer to Appendix C.3.1.

LEMMA 17. For all  $j \in [K]$ ,  $\frac{\lambda_j}{\widehat{\ell}_j(\mathbf{x}^{s,j})}$  is equal to the average number of workers under the cyclic policy, i.e.,

$$\frac{\lambda_j}{\widehat{\ell}_j(\mathbf{x}^{s,j})} = \frac{1}{\tau} \sum_{t=1}^{\tau} \tilde{N}_j^\tau(t).$$

Applying this to (32), we obtain:

$$\begin{aligned} \tilde{\Pi}(\varphi^s) &\geq R \left( \frac{1}{\tau} \sum_{j \in [K]} \sum_{t=1}^{\tau} \tilde{N}_j^\tau(t) \right) - C_R L K \epsilon - \left( \sum_r r x_r^s \right) \left( \frac{1}{\tau} \left( \sum_{j \in [K]} \sum_{t=1}^{\tau} \tilde{N}_j^\tau(t) \right) + L K \epsilon \right) \\ &\geq \frac{1}{\tau} \sum_{t=1}^{\tau} R \left( \sum_{j \in [K]} \tilde{N}_j^\tau(t) \right) - \underbrace{\left( \sum_r r x_r^s \right) \left( \sum_{j \in [K]} \frac{1}{\tau} \sum_{t=1}^{\tau} \tilde{N}_j^\tau(t) \right)}_{(I)} - C_R L K \epsilon - r_{\max} L K \epsilon, \end{aligned} \quad (33)$$

where the final inequality follows from concavity of  $R$ , and  $\sum_r r x_r^s \leq r_{\max}$ .

We now focus on (I). By definition of  $\mathbf{x}^s$ , for  $j \in [K]$ , we have:

$$\begin{aligned} \sum_{t=1}^{\tau} \tilde{N}_j^\tau(t) \sum_r r x_r^s &= \left( \sum_{t=1}^{\tau} \tilde{N}_j^\tau(t) \right) \left( \sum_r r \sum_{t=1}^{\tau} \frac{\tilde{N}_j^\tau(t)}{\sum_{t'=1}^{\tau} \tilde{N}_j^\tau(t')} x_r(t) \right) \\ &\leq \left( \sum_{t=1}^{\tau} \tilde{N}_j^\tau(t) \right) \left( \left( \sum_r r \sum_{t=1}^{\tau} \frac{\tilde{N}_j^\tau(t)}{\sum_{t'=1}^{\tau} \tilde{N}_j^\tau(t')} x_r(t) \right) + r_{\max} \epsilon \right), \end{aligned}$$

where the inequality follows from  $\epsilon$ -cyclic fairness of  $\varphi^\tau$ . Simplifying, we obtain:

$$\begin{aligned} &\sum_{t=1}^{\tau} \tilde{N}_j^\tau(t) \sum_r r x_r^s \leq \sum_{t=1}^{\tau} \tilde{N}_j^\tau(t) \sum_r r x_r(t) + r_{\max} N_{\max} \tau \epsilon \\ \implies &\frac{1}{\tau} \sum_{j \in [K]} \sum_{t=1}^{\tau} \tilde{N}_j^\tau(t) \sum_r r x_r^s \leq \frac{1}{\tau} \sum_{t=1}^{\tau} \sum_{j \in [K]} \tilde{N}_j^\tau(t) \sum_r r x_r(t) + r_{\max} N_{\max} K \epsilon. \end{aligned}$$

Plugging this back into (33):

$$\begin{aligned} \tilde{\Pi}(\varphi^s) &\geq \frac{1}{\tau} \sum_{t=1}^{\tau} R \left( \tilde{N}^\tau(t) \right) - \frac{1}{\tau} \sum_{t=1}^{\tau} \tilde{N}^\tau(t) \sum_r r x_r(t) - (r_{\max} N_{\max} K + C_R L K + r_{\max} L K) \epsilon \\ &= \tilde{\Pi}(\varphi^\tau) - C_0 \epsilon, \end{aligned}$$

where  $C_0 = r_{\max} N_{\max} K + C_R L K + r_{\max} L K$ . □

### C.3.1. Auxiliary lemmas

*Proof of Lemma 15.* For ease of notation, we omit the dependence on the worker type  $i$ , and emphasize that all subsequent derivations refer to a *single* worker type.

Using the definition of  $\mathbf{x}^\tau$  in (26), we have:

$$\frac{\sum_{t=1}^{\tau} \tilde{N}^\tau(t) \mathbf{x}^\tau(t)}{\sum_{t=1}^{\tau} \tilde{N}^\tau(t)} = \frac{\left( \sum_{t=1}^{\tau-1} \tilde{N}^\tau(t) \mathbf{x}(t) \right) + \tilde{N}^\tau(\tau) \mathbf{x}^\tau(\tau)}{\sum_{t=1}^{\tau} \tilde{N}^\tau(t)} \quad (34)$$

By (29), the number of workers at time  $t$  in the  $\tau$ -cyclic policy is given by:

$$\begin{aligned} \tilde{N}^\tau(t) &= \tilde{N}^\tau(0) \prod_{t'=1}^t (1 - \hat{\ell}(\mathbf{x}(t' - 1))) + \sum_{t'=1}^t \prod_{t''=t'}^t (1 - \hat{\ell}(\mathbf{x}(t'' - 1))) \\ &= \tilde{N}^*(0) \prod_{t'=1}^t (1 - \hat{\ell}(\mathbf{x}(t' - 1))) + \sum_{t'=1}^t \prod_{t''=t'}^t (1 - \hat{\ell}(\mathbf{x}(t'' - 1))) + (\tilde{N}^\tau(0) - \tilde{N}^*(0)) \prod_{t'=1}^t (1 - \hat{\ell}(\mathbf{x}(t' - 1))) \\ &= \tilde{N}^*(t) + (\tilde{N}^\tau(0) - \tilde{N}^*(0)) \prod_{t'=1}^t (1 - \hat{\ell}(\mathbf{x}(t' - 1))), \end{aligned} \quad (35)$$

where the final equality also follows from (29). For ease of notation, let  $c_0 = \tilde{N}^*(0) - \tilde{N}^\tau(0) < N_{\max}$ , and let  $Z_t = (1 - \hat{\ell}(\mathbf{x}(t)))$  for all  $t \in [\tau]$ .

Plugging (35) into the numerator of the right-hand side of (34), we have:

$$\begin{aligned}
\left( \sum_{t=1}^{\tau-1} \tilde{N}^\tau(t) \mathbf{x}(t) \right) + \tilde{N}^\tau(\tau) \mathbf{x}^\tau(\tau) &= \left( \sum_{t=1}^{\tau-1} \tilde{N}^*(t) \mathbf{x}(t) \right) - c_0 \left( \sum_{t=1}^{\tau-1} \mathbf{x}(t) \prod_{t'=1}^t Z_{t'-1} \right) + \tilde{N}^\tau(\tau) \mathbf{x}^\tau(\tau) \\
&= \left( \sum_{t=1}^{\tau} \tilde{N}^*(t) \mathbf{x}(t) \right) - c_0 \left( \sum_{t=1}^{\tau-1} \mathbf{x}(t) \prod_{t'=1}^t Z_{t'-1} \right) \\
&\quad - \tilde{N}^*(\tau) \mathbf{x}(\tau) + \tilde{N}^\tau(\tau) \mathbf{x}^\tau(\tau) \\
&= \left( \sum_{t=1}^{\tau} \tilde{N}^*(t) \mathbf{x}(t) \right) - c_0 \left( \sum_{t=1}^{\tau-1} \mathbf{x}(t) \prod_{t'=1}^t Z_{t'-1} \right) \\
&\quad - \tilde{N}^*(\tau) (\mathbf{x}(\tau) - \mathbf{x}^\tau(\tau)) - c_0 \mathbf{x}^\tau(\tau) \prod_{t'=1}^{\tau} Z_{t'-1}, \tag{36}
\end{aligned}$$

where the final equality again follows from (35).

Plugging this back into (26), we have:

$$\begin{aligned}
\frac{\sum_{t=1}^{\tau} \tilde{N}^\tau(t) \mathbf{x}^\tau(t)}{\sum_{t=1}^{\tau} \tilde{N}^\tau(t)} &= \frac{\sum_{t=1}^{\tau} \tilde{N}^*(t) \mathbf{x}(t)}{\sum_{t=1}^{\tau} \tilde{N}^*(t) - c_0 \sum_{t=1}^{\tau} \prod_{t'=1}^t Z_{t'-1}} - \frac{c_0 \left( \sum_{t=1}^{\tau-1} \mathbf{x}(t) \prod_{t'=1}^t Z_{t'-1} \right)}{\sum_{t=1}^{\tau} \tilde{N}^*(t) - c_0 \sum_{t=1}^{\tau} \prod_{t'=1}^t Z_{t'-1}} \\
&\quad - \frac{\tilde{N}^*(\tau) (\mathbf{x}(\tau) - \mathbf{x}^\tau(\tau)) + c_0 \mathbf{x}^\tau(\tau) \prod_{t'=1}^{\tau} Z_{t'-1}}{\sum_{t=1}^{\tau} \tilde{N}^*(t) - c_0 \sum_{t=1}^{\tau} \prod_{t'=1}^t Z_{t'-1}} \\
\implies \frac{\sum_{t=1}^{\tau} \tilde{N}^\tau(t) \mathbf{x}^\tau(t)}{\sum_{t=1}^{\tau} \tilde{N}^\tau(t)} - \frac{\sum_{t=1}^{\tau} \tilde{N}^*(t) \mathbf{x}(t)}{\sum_{t=1}^{\tau} \tilde{N}^*(t)} &= \frac{\left( c_0 \sum_{t=1}^{\tau} \prod_{t'=1}^t Z_{t'-1} \right) \left( \sum_{t=1}^{\tau} \tilde{N}^*(t) \mathbf{x}(t) \right)}{\left( \sum_{t=1}^{\tau} \tilde{N}^*(t) - c_0 \sum_{t=1}^{\tau} \prod_{t'=1}^t Z_{t'-1} \right) \left( \sum_{t=1}^{\tau} \tilde{N}^*(t) \right)} \\
&\quad - \frac{c_0 \left( \sum_{t=1}^{\tau-1} \mathbf{x}(t) \prod_{t'=1}^t Z_{t'-1} \right) + c_0 \mathbf{x}^\tau(\tau) \prod_{t'=1}^{\tau} Z_{t'-1}}{\sum_{t=1}^{\tau} \tilde{N}^*(t) - c_0 \sum_{t=1}^{\tau} \prod_{t'=1}^t Z_{t'-1}} \\
&\quad - \frac{\tilde{N}^*(\tau) (\mathbf{x}(\tau) - \mathbf{x}^\tau(\tau))}{\sum_{t=1}^{\tau} \tilde{N}^*(t) - c_0 \sum_{t=1}^{\tau} \prod_{t'=1}^t Z_{t'-1}}.
\end{aligned}$$

Taking the  $L_1$ -norm and applying the triangle inequality, we obtain:

$$\begin{aligned}
\left\| \frac{\sum_{t=1}^{\tau} \tilde{N}^\tau(t) \mathbf{x}^\tau(t)}{\sum_{t=1}^{\tau} \tilde{N}^\tau(t)} - \frac{\sum_{t=1}^{\tau} \tilde{N}^*(t) \mathbf{x}(t)}{\sum_{t=1}^{\tau} \tilde{N}^*(t)} \right\|_1 &\leq \frac{3c_0 \sum_{t=1}^{\tau} \prod_{t'=1}^t Z_{t'-1}}{\sum_{t=1}^{\tau} \tilde{N}^*(t) - c_0 \sum_{t=1}^{\tau} \prod_{t'=1}^t Z_{t'-1}} \\
&\quad + \frac{2N_{\max}}{\sum_{t=1}^{\tau} \tilde{N}^*(t) - c_0 \sum_{t=1}^{\tau} \prod_{t'=1}^t Z_{t'-1}} \\
&\stackrel{(a)}{\leq} \frac{3c_0 \sum_{t=1}^{\tau} \prod_{t'=1}^t Z_{t'-1}}{\lambda_i \tau} + \frac{2N_{\max}}{\lambda_i \tau} \\
&\stackrel{(b)}{\leq} \frac{3c_1 + 2N_{\max}}{\lambda_i \tau},
\end{aligned}$$

where (a) uses the fact that  $\sum_{t=1}^{\tau} \tilde{N}^*(t) - c_0 \sum_{t=1}^{\tau} \prod_{t'=1}^t Z_{t'-1} = \sum_{t=1}^{\tau} \tilde{N}^\tau(t) \geq \lambda_i \tau$ , and (b) leverages  $\ell(r_{\max}) > 0 \implies \sum_{t=1}^{\tau} \prod_{t'=1}^t Z_{t'-1} \leq \sum_{t=1}^{\tau} (1 - \ell(r_{\max}))^t$ , which is upper bounded by a constant independent of  $\tau$ .

Defining  $C = \max_{i \in [K]} \frac{3c_1 + 2N_{\max}}{\lambda_i}$  completes the proof of the claim.  $\square$

*Proof of Lemma 17.* For ease of notation, we omit the dependence of all quantities on the worker type  $j$ , except for distribution  $\mathbf{x}^{s,j}$ , and we normalize the worker arrival rates to  $\lambda_j = 1$ . We again let  $Z_t = 1 - \widehat{\ell}(\mathbf{x}(t))$  for  $t \in \mathbb{N}^+$ , and define  $\beta_t = \frac{\widetilde{N}^\tau(t)}{\sum_{t'=1}^\tau \widetilde{N}^\tau(t')}$ . It is easy to check that, by linearity:

$$\frac{1}{\widehat{\ell}(\mathbf{x}^{s,j})} = \frac{1}{\sum_{t=1}^\tau \beta_t \widehat{\ell}(\mathbf{x}(t))} = \frac{1}{1 - \sum_{t=1}^\tau \beta_t Z_t}. \quad (37)$$

Lemma 18 leverages Proposition 10 to allow us to obtain a closed-form expression of  $\frac{1}{\widehat{\ell}(\mathbf{x}^{s,j})}$  as a function of  $Z_t$ . We defer its proof below.

LEMMA 18.

$$\sum_{t=1}^\tau \beta_t Z_t = \frac{\tau \left( \prod_{t=1}^\tau Z_t - 1 \right)}{\left( \sum_{t=1}^\tau \sum_{\tau'=1}^{\tau-1} \sum_{t'=t-\tau'}^{t-1} Z_{t'} \right) + \tau} + 1.$$

Plugging this into (37), we obtain:

$$\frac{1}{\widehat{\ell}(\mathbf{x}^{s,j})} = \frac{1}{\tau} \cdot \frac{\left( \sum_{t=1}^\tau \sum_{\tau'=1}^{\tau-1} \sum_{t'=t-\tau'}^{t-1} Z_{t'} \right) + \tau}{1 - \prod_{t=1}^\tau Z_t} = \frac{1}{\tau} \cdot \sum_{t=1}^\tau \frac{\left( \sum_{\tau'=1}^{\tau-1} \sum_{t'=t-\tau'}^{t-1} Z_{t'} \right) + 1}{1 - \prod_{t=1}^\tau Z_t}. \quad (38)$$

Recall, by Proposition 10, for all  $t \in \mathbb{N}^+$ , we have:

$$\widetilde{N}^\tau(t) = \frac{\sum_{\tau'=1}^{\tau-1} \prod_{t'=t-\tau'}^{t-1} \left[ 1 - \widehat{\ell}(\mathbf{x}(t')) \right] + 1}{1 - \prod_{t'=1}^\tau \left[ 1 - \widehat{\ell}(\mathbf{x}(t')) \right]}. \quad (39)$$

Noting that the right-hand side of (38) is exactly the average number of workers on the platform per period under  $\varphi^\tau$ , by (39), we obtain the claim.  $\square$

*Proof of Lemma 18.* By definition of  $\beta_t$ , we have:

$$\sum_{t=1}^\tau \beta_t Z_t = \frac{1}{\sum_{t=1}^\tau \widetilde{N}^\tau(t)} \cdot \sum_{t=1}^\tau \widetilde{N}^\tau(t) Z_t. \quad (40)$$

Plugging the expression for  $\widetilde{N}^\tau(t)$  into (40) and factoring terms, we have:

$$\begin{aligned} \sum_{t=1}^\tau \beta_t Z_t &= \frac{1}{\sum_{t=1}^\tau \widetilde{N}^\tau(t)} \cdot \frac{1}{1 - \prod_{t=1}^\tau Z_t} \cdot \left[ \sum_{t=1}^\tau \left( \sum_{\tau'=1}^{\tau-1} \prod_{t'=t-\tau'}^{t-1} Z_{t'} \right) + Z_t \right] \\ &= \frac{1}{\sum_{t=1}^\tau \widetilde{N}^\tau(t)} \cdot \frac{1}{1 - \prod_{t=1}^\tau Z_t} \cdot \left[ \sum_{t=1}^\tau \left( \sum_{\tau'=1}^{\tau-1} \prod_{t'=t-\tau'}^t Z_{t'} \right) + Z_t \right]. \end{aligned}$$

We further simplify the first two terms of the product by noting that the denominator of  $\widetilde{N}^\tau(t)$  is exactly  $1 - \prod_{t=1}^\tau Z_t$ , and obtain:

$$\begin{aligned} \sum_{t=1}^\tau \beta_t Z_t &= \frac{1}{\left( \sum_{t=1}^\tau \sum_{\tau'=1}^{\tau-1} \sum_{t'=t-\tau'}^{t-1} Z_{t'} \right) + \tau} \cdot \left[ \sum_{t=1}^\tau \left( \sum_{\tau'=1}^{\tau-1} \prod_{t'=t-\tau'}^t Z_{t'} \right) + Z_t \right] \\ &= \frac{1}{\left( \sum_{t=1}^\tau \sum_{\tau'=1}^{\tau-1} \sum_{t'=t-\tau'}^{t-1} Z_{t'} \right) + \tau} \cdot \left[ \left( \sum_{t=1}^\tau \left( \sum_{\tau'=1}^{\tau-2} \prod_{t'=t-\tau'}^t Z_{t'} \right) + Z_t \right) + \left( \sum_{t=1}^\tau \prod_{t'=t-(\tau-1)}^t Z_{t'} \right) \right]. \quad (41) \end{aligned}$$

Noting that  $\prod_{t'=t-(\tau-1)}^t Z_{t'}$  contains  $\tau$  terms, by the cyclic property we have  $\prod_{t'=t-(\tau-1)}^t Z_{t'} = \prod_{t'=1}^{\tau} Z_{t'}$  for all  $t \in [\tau]$ . Plugging this fact into (41), we obtain:

$$\begin{aligned} \sum_{t=1}^{\tau} \beta_t Z_t &= \frac{1}{\left(\sum_{t=1}^{\tau} \sum_{\tau'=1}^{\tau-1} \sum_{t'=t-\tau}^{t-1} Z_{t'}\right) + \tau} \cdot \left[ \left( \sum_{t=1}^{\tau} \left( \sum_{\tau'=1}^{\tau-2} \prod_{t'=t-\tau'}^t Z_{t'} \right) + Z_t \right) + \tau \prod_{t'=1}^{\tau} Z_{t'} \right] \\ &= \frac{1}{\left(\sum_{t=1}^{\tau} \sum_{\tau'=1}^{\tau-1} \sum_{t'=t-\tau}^{t-1} Z_{t'}\right) + \tau} \cdot \left[ \left( \sum_{t=1}^{\tau} \sum_{\tau'=0}^{\tau-2} \prod_{t'=t-\tau'}^t Z_{t'} \right) + \tau \prod_{t'=1}^{\tau} Z_{t'} \right] \end{aligned} \quad (42)$$

$$= \frac{1}{\left(\sum_{t=1}^{\tau} \sum_{\tau'=1}^{\tau-1} \sum_{t'=t-\tau}^{t-1} Z_{t'}\right) + \tau} \cdot \underbrace{\left[ \left( \sum_{t=1}^{\tau} \sum_{\tau'=1}^{\tau-1} \prod_{t'=t+1-\tau'}^t Z_{t'} \right) + \tau \prod_{t'=1}^{\tau} Z_{t'} \right]}_{(II)} \quad (43)$$

where (42) follows from the trivial equality  $Z_t = \prod_{t'=t}^t Z_{t'}$  for all  $t \in [\tau]$ , and (43) follows from simple re-indexing.

We now leverage the cyclic property to simplify (I). Re-indexing the outer sum from  $t = 2$  to  $\tau + 1$ , we have:

$$\sum_{t=1}^{\tau} \sum_{\tau'=1}^{\tau-1} \prod_{t'=t+1-\tau'}^t Z_{t'} = \sum_{t=2}^{\tau+1} \sum_{\tau'=1}^{\tau-1} \prod_{t'=t-\tau'}^{t-1} Z_{t'} = \sum_{t=1}^{\tau} \sum_{\tau'=1}^{\tau-1} \prod_{t'=t-\tau'}^{t-1} Z_{t'},$$

where the final equality follows from the cyclicity of  $Z_t$ .

Putting this all together and adding and subtracting  $\tau$ , we obtain:

$$\begin{aligned} (II) &= \left( \tau \prod_{t'=1}^{\tau} Z_{t'} \right) + \left( \sum_{t=1}^{\tau} \sum_{\tau'=1}^{\tau-1} \prod_{t'=t-\tau'}^{t-1} Z_{t'} \right) + (\tau - \tau) \\ &= \tau \left( \left( \prod_{t=1}^{\tau} Z_t \right) - 1 \right) + \left( \left( \sum_{t=1}^{\tau} \sum_{\tau'=1}^{\tau-1} \prod_{t'=t-\tau'}^{t-1} Z_{t'} \right) + \tau \right) \end{aligned}$$

Finally plugging this into (43), we have:

$$\sum_{t=1}^{\tau} \beta_t Z_t = \frac{\tau \left( \prod_{t=1}^{\tau} Z_t - 1 \right)}{\left( \sum_{t=1}^{\tau} \sum_{\tau'=1}^{\tau-1} \sum_{t'=t-\tau}^{t-1} Z_{t'} \right) + \tau} + 1.$$

□

## Appendix D: Special cases: Proofs

### D.1. Dependence of the fluid heuristic on risk preferences

*Proof of Proposition 5.* The proof uses a similar strategy as that of Theorem 2. In particular, we rely on the following lemma, analogous to Lemma 6. We leave the almost identical proof of Lemma 19 to the reader.

LEMMA 19. *Suppose that, for all instances of SUPPLY-OPT, there exists an optimal solution  $\mathbf{x}^S$  to SUPPLY-OPT which is minimally (resp. maximally) dispersed. Then, there exists an optimal solution  $\mathbf{x}^*$  to FLUID-OPT which is minimally (resp. maximally) dispersed.*

Thus, it suffices to show that the solution to SUPPLY-OPT has the correct dispersion structure, depending on the convexity of  $\{\ell_i\}$ . We prove this for strictly concave departure probabilities, and leave the symmetric proof of the setting with strictly convex departure probabilities to the reader.

Consider any non-maximally-dispersed feasible solution  $\mathbf{x}$  to SUPPLY-OPT. Let  $r_2 > r_3$  be such that  $\text{supp}(\mathbf{x}) = \{r_2, r_3\}$ , and let  $x$  denote the weight placed on  $r_2$ . Consider reward  $r_1 \in \bar{\Xi}$  such that  $r_1 > r_2$ .<sup>11</sup> We construct a feasible solution  $\mathbf{y}$  to SUPPLY-OPT such that  $\text{supp}(\mathbf{y}) = \{r_1, r_3\}$  which weakly improves upon  $\mathbf{x}$ . Specifically, we define  $\mathbf{y}$  to be such that  $\widehat{r}(\mathbf{y}) = \widehat{r}(\mathbf{x})$ , and let  $y$  denote the weight placed on  $r_1$ . Solving for  $y$ , we have:

$$r_1 y + r_3(1 - y) = r_2 x + r_3(1 - x) \iff y = \frac{r_2 - r_3}{r_1 - r_3} x.$$

Under  $\mathbf{y}$ , the expected departure probability of type  $i$  workers,  $\widehat{\ell}_i(\mathbf{y})$ , is

$$\begin{aligned} \widehat{\ell}_i(\mathbf{y}) &= \ell_i(r_1) \cdot \frac{r_2 - r_3}{r_1 - r_3} x + \ell_i(r_3) \left(1 - \frac{r_2 - r_3}{r_1 - r_3} x\right) \\ &= \widehat{\ell}_i(\mathbf{x}) - \ell_i(r_2)x - \ell_i(r_3)(1 - x) + \ell_i(r_1) \frac{r_2 - r_3}{r_1 - r_3} x + \ell_i(r_3) \left(1 - \frac{r_2 - r_3}{r_1 - r_3} x\right) \\ &= \widehat{\ell}_i(\mathbf{x}) + x \left( -\ell_i(r_2) + \ell_i(r_1) \frac{r_2 - r_3}{r_1 - r_3} + \ell_i(r_3) \left(1 - \frac{r_2 - r_3}{r_1 - r_3}\right) \right) \\ &< \widehat{\ell}_i(\mathbf{x}). \end{aligned}$$

where the inequality follows from strict concavity of  $\ell_i$  (Definition 3).

Thus,  $\widetilde{N}_i(\mathbf{y}) = \frac{\lambda_i}{\widehat{\ell}_i(\mathbf{y})} > \frac{\lambda_i}{\widehat{\ell}_i(\mathbf{x})} = \widetilde{N}_i(\mathbf{x})$  for all  $i \in [K]$ , and  $\widetilde{N}(\mathbf{y}) > \widetilde{N}(\mathbf{x})$ . As argued in the proof of Lemma 10, the budget constraint (14) has been violated; we can however use the same redistribution procedure, continuously moving weight from  $r_1$  to  $r_3$  until  $\mathbf{y}$  becomes feasible. This procedure strictly decreases  $\widehat{r}(\mathbf{y})$ , thus strictly improving upon  $\mathbf{x}$ .  $\square$

## D.2. Case study: Noisy worker behavior

### D.2.1. Proof of Proposition 6

*Proof.* That  $\mathbf{x}^*(\epsilon)$  randomizes between  $r_{\min}$  and  $v + \epsilon$  follows from the fact that, when  $K = 1$ , it is never optimal for the platform to pay out a wage  $r > v + \epsilon$ . As a result, it is without loss of generality to consider the departure probability function on the domain  $[r_{\min}, v + \epsilon]$ , over which it is strictly concave. By Proposition 5, then,  $\mathbf{x}^*(\epsilon)$  is maximally dispersed.

We moreover have that  $x^*(\epsilon) < 1$ , as  $\ell(v + \epsilon) = 0$  implies that deterministically paying out  $v + \epsilon$  would induce infinitely many workers on the platform. Since  $R$  is strictly concave, this cannot be optimal.

We now prove the threshold structure. For fixed  $\epsilon \leq \min\{v - r_{\min}, r_{\max} - v\}$ , let  $\widetilde{N}(\mathbf{x}; \epsilon)$  denote the number of workers in the deterministic relaxation under reward distribution  $\mathbf{x}$  such that  $\text{supp}(\mathbf{x}) = \{r_{\min}, v + \epsilon\}$ . Moreover, let  $x$  denote the weight placed on  $v + \epsilon$  under  $\mathbf{x}$ . We have:

$$\widetilde{N}(\mathbf{x}; \epsilon) = \frac{\lambda}{\widehat{\ell}(\mathbf{x})} = \frac{\lambda}{\ell(v + \epsilon)x + \ell(r_{\min}) \cdot (1 - x)} = \frac{\lambda}{1 - x},$$

<sup>11</sup>A symmetric argument holds if  $r_2 = r_{\max}$  by assuming  $r_1 < r_3$ .

since  $\ell(v + \epsilon) = 0$  and  $\ell(r_{\min}) = 1$ . Thus, the profit  $\tilde{\Pi}(\mathbf{x}; \epsilon)$  induced by  $\mathbf{x}$  is given by:

$$\begin{aligned}\tilde{\Pi}(\mathbf{x}; \epsilon) &= R\left(\frac{\lambda}{1-x}\right) - ((v + \epsilon)x + r_{\min}(1-x)) \frac{\lambda}{1-x} \\ \implies \frac{\partial \tilde{\Pi}}{\partial x} &= \frac{\lambda}{(1-x)^2} \left[ R'\left(\frac{\lambda}{1-x}\right) - (v + \epsilon) \right] \quad \forall x \in [0, 1).\end{aligned}$$

If  $R'\left(\frac{\lambda}{1-x}\right) \leq v + \epsilon$  for all  $x \in [0, 1)$ ,  $\tilde{\Pi}(\mathbf{x}; \epsilon)$  is decreasing for all  $x$ , and setting  $x = 0$  is optimal. Noting that  $R'\left(\frac{\lambda}{1-x}\right)$  is *decreasing* in  $x$ , since  $\frac{\lambda}{1-x}$  is increasing in  $x$  and  $R$  is strictly concave, we have that  $R'\left(\frac{\lambda}{1-x}\right) \leq R'(\lambda)$  for all  $x \in [0, 1)$ . Thus, for all  $\epsilon$  such that  $R'(\lambda) \leq v + \epsilon$  (i.e.,  $\epsilon \geq R'(\lambda) - v$ ),  $x^*(\epsilon) = 0$ . Note that if  $R'(\lambda) - v \leq 0$ , this holds for all  $\epsilon > 0$ , which proves the first part of the proposition.

Suppose now that  $R'(\lambda) > v$ . As before, if  $\epsilon \geq R'(\lambda) - v =: \epsilon_0$ ,  $x^*(\epsilon) = 0$ . If  $\epsilon < R'(\lambda) - v$ , since  $R'\left(\frac{\lambda}{1-x}\right)$  is continuously decreasing in  $x$ , there must be  $x < 1$  such that  $\epsilon = R'\left(\frac{\lambda}{1-x}\right) - v$ , i.e., the first-order condition is satisfied. (This also follows from the fact that  $\lim_{x \rightarrow 1} R'\left(\frac{\lambda}{1-x}\right) = 0$ , again since  $R$  is strictly concave and increasing.)

To see that  $x^*(\epsilon)$  is decreasing for  $\epsilon < R'(\lambda) - v$ , note that the solution to  $R'\left(\frac{\lambda}{1-x}\right) = v + \epsilon$  decreases with  $\epsilon$ , again since  $R'\left(\frac{\lambda}{1-x}\right)$  is continuously decreasing in  $x$ .  $\square$

### D.2.2. Proof of Proposition 7

*Proof.* Recall,

$$\begin{aligned}\tilde{\Pi}(\mathbf{x}^*(\epsilon); \epsilon) &= R\left(\frac{\lambda}{1-x^*(\epsilon)}\right) - ((v + \epsilon)x^*(\epsilon) + r_{\min}(1-x^*(\epsilon))) \frac{\lambda}{1-x^*(\epsilon)} \\ &= R\left(\frac{\lambda}{1-x^*(\epsilon)}\right) - (v + \epsilon - r_{\min}) \frac{\lambda x^*(\epsilon)}{1-x^*(\epsilon)} - r_{\min} \frac{\lambda}{1-x^*(\epsilon)}\end{aligned}$$

For  $\epsilon > \epsilon_0$ ,  $x^*(\epsilon) = 0$ , by Proposition 6. Thus  $\tilde{\Pi}(\mathbf{x}^*(\epsilon); \epsilon) = R(\lambda) - r_{\min}\lambda$ , a constant. For  $\epsilon \leq \epsilon_0$ , we have:

$$\begin{aligned}\frac{d}{d\epsilon} \tilde{\Pi}(\mathbf{x}^*(\epsilon); \epsilon) &= \frac{dx^*(\epsilon)}{d\epsilon} \frac{\lambda}{(1-x^*(\epsilon))^2} R'\left(\frac{\lambda}{1-x^*(\epsilon)}\right) - \lambda \frac{x^*(\epsilon)}{1-x^*(\epsilon)} \\ &\quad - (v + \epsilon - r_{\min}) \frac{\lambda}{(1-x^*(\epsilon))^2} \frac{dx^*(\epsilon)}{d\epsilon} - r_{\min} \frac{\lambda}{(1-x^*(\epsilon))^2} \frac{dx^*(\epsilon)}{d\epsilon} \\ &= \frac{dx^*(\epsilon)}{d\epsilon} \frac{\lambda}{(1-x^*(\epsilon))^2} \left( R'\left(\frac{\lambda}{1-x^*(\epsilon)}\right) - (v + \epsilon) \right) - \lambda \frac{x^*(\epsilon)}{1-x^*(\epsilon)}\end{aligned}$$

By Proposition 6,  $\frac{dx^*(\epsilon)}{d\epsilon} \leq 0$  for all  $\epsilon$ . Moreover,  $R'\left(\frac{\lambda}{1-x^*(\epsilon)}\right) - (v + \epsilon) = 0$  holds by the first-order condition, satisfied at  $x^*(\epsilon)$  for all  $\epsilon \leq \epsilon_0$ . Thus,  $\frac{d}{d\epsilon} \tilde{\Pi}(\mathbf{x}^*(\epsilon); \epsilon) \leq 0$  for all  $\epsilon \leq \epsilon_0$ .  $\square$

### D.2.3. Proof of Proposition 8

*Proof.* We have:

$$\begin{aligned}\tilde{U}(\mathbf{x}^*(\epsilon); \epsilon) &= ((v + \epsilon)x^*(\epsilon) + r_{\min}(1-x^*(\epsilon)) - v) \tilde{N}(\mathbf{x}^*(\epsilon); \epsilon) \\ &= (\epsilon x^*(\epsilon) - (v - r_{\min})(1-x^*(\epsilon))) \frac{\lambda}{1-x^*(\epsilon)} \\ &= \lambda \left( \epsilon \frac{x^*(\epsilon)}{1-x^*(\epsilon)} - (v - r_{\min}) \right).\end{aligned}$$

For  $\epsilon > \epsilon_0$ ,  $\tilde{U}(\mathbf{x}^*(\epsilon); \epsilon) = \lambda(r_{\min} - v)$ , a negative constant.

Suppose now  $\epsilon \leq \epsilon_0$ . We have:

$$\frac{d}{d\epsilon} \tilde{U}(\mathbf{x}^*(\epsilon); \epsilon) = \lambda \left( \frac{x^*(\epsilon)}{1-x^*(\epsilon)} + \frac{\epsilon}{(1-x^*(\epsilon))^2} \left( \frac{dx^*(\epsilon)}{d\epsilon} \right) \right) \quad (44)$$

Recall the first-order condition, satisfied by  $x^*(\epsilon)$ :

$$\begin{aligned} R' \left( \frac{\lambda}{1-x^*(\epsilon)} \right) &= v + \epsilon \\ \implies \frac{dx^*(\epsilon)}{d\epsilon} \cdot \frac{\lambda}{(1-x^*(\epsilon))^2} R'' \left( \frac{\lambda}{1-x^*(\epsilon)} \right) &= 1 \\ \implies \frac{dx^*(\epsilon)}{d\epsilon} \cdot \frac{\lambda}{(1-x^*(\epsilon))^2} &= \frac{1}{R'' \left( \frac{\lambda}{1-x^*(\epsilon)} \right)}. \end{aligned} \quad (45)$$

Plugging this into (44), we obtain:

$$\begin{aligned} \frac{d}{d\epsilon} \tilde{U}(\mathbf{x}^*(\epsilon); \epsilon) &= \lambda \frac{x^*(\epsilon)}{1-x^*(\epsilon)} + \frac{\epsilon}{R'' \left( \frac{\lambda}{1-x^*(\epsilon)} \right)} \\ &= \lambda \frac{x^*(\epsilon)}{1-x^*(\epsilon)} + \frac{R' \left( \frac{\lambda}{1-x^*(\epsilon)} \right) - v}{R'' \left( \frac{\lambda}{1-x^*(\epsilon)} \right)} \end{aligned} \quad (46)$$

where we used (45) to solve for  $\epsilon$ .

Observe that  $\frac{R' \left( \frac{\lambda}{1-x^*(\epsilon)} \right) - v}{R'' \left( \frac{\lambda}{1-x^*(\epsilon)} \right)} = \frac{S \left( \frac{\lambda}{1-x^*(\epsilon)} \right)}{S' \left( \frac{\lambda}{1-x^*(\epsilon)} \right)}$ . Using the facts that  $S$  is MHR-like by assumption, and  $x^*(\epsilon)$  is non-increasing in  $\epsilon$ , we obtain that  $\frac{d}{d\epsilon} \tilde{U}(\mathbf{x}^*(\epsilon); \epsilon)$  is non-increasing, which implies that  $\tilde{U}(\mathbf{x}^*(\epsilon); \epsilon)$  is concave for  $\epsilon \leq \epsilon_0$ .

To see that there exists  $\epsilon_1 \leq \epsilon_0$  such that  $\tilde{U}(\mathbf{x}^*(\epsilon); \epsilon)$  is non-decreasing for all  $\epsilon \leq \epsilon_1$ , note that by (46):

$$\lim_{\epsilon' \downarrow 0} \frac{d}{d\epsilon} \tilde{U}(\mathbf{x}^*(\epsilon); \epsilon) \Big|_{\epsilon=\epsilon'} = \lambda \lim_{\epsilon \downarrow 0} \frac{x^*(\epsilon)}{1-x^*(\epsilon)} + \lim_{\epsilon \downarrow 0} \frac{\epsilon}{R'' \left( \frac{\lambda}{1-x^*(\epsilon)} \right)}. \quad (47)$$

We now argue that  $\lim_{\epsilon \downarrow 0} \frac{\epsilon}{R'' \left( \frac{\lambda}{1-x^*(\epsilon)} \right)} = 0$ . To see this, observe that

$$\begin{aligned} x^*(\epsilon) &:= \arg \max_{x \in [0,1]} \left\{ R \left( \frac{\lambda}{1-x} \right) - ((v+\epsilon)x + r_{\min}(1-x)) \frac{\lambda}{1-x} \right\} \\ \implies \lim_{\epsilon \downarrow 0} x^*(\epsilon) &= \arg \max_{x \in [0,1]} \left\{ R \left( \frac{\lambda}{1-x} \right) - (vx + r_{\min}(1-x)) \frac{\lambda}{1-x} \right\}. \end{aligned}$$

Let  $c_0 = \lim_{\epsilon \downarrow 0} x^*(\epsilon)$ . Then  $\lim_{\epsilon \downarrow 0} R'' \left( \frac{\lambda}{1-x^*(\epsilon)} \right) = -c_1$ , for some  $c_1 > 0$ , by the assumption that  $R''(x) < 0$  for all  $x \in \mathbb{R}_+$ . Thus, we obtain  $\lim_{\epsilon \downarrow 0} \frac{\epsilon}{R'' \left( \frac{\lambda}{1-x^*(\epsilon)} \right)} = 0$ . Plugging this back into (47), we obtain:

$$\lim_{\epsilon' \downarrow 0} \frac{d}{d\epsilon} \tilde{U}(\mathbf{x}^*(\epsilon); \epsilon) \Big|_{\epsilon=\epsilon'} \geq 0.$$

Putting this together with concavity for  $\epsilon \leq \epsilon_0$  proves the claim.  $\square$

REMARK 3. Though we have assumed that  $R''(x) < 0$  for all  $x \in \mathbb{R}_+$ , note that it suffices for  $R''(x) < 0$  at  $x = c_0$ , given the proof above.



#### D.2.4. Proof of Proposition 9

*Proof.* By our previous results, it is without loss of generality to restrict attention to distributions  $\mathbf{x}$  that only place weight on  $r_{\min}$  and  $v + \epsilon$ . As before, let  $x$  denote the weight placed on  $v + \epsilon$ .

We first note that it is never optimal to have  $\tilde{N}(\mathbf{x}; \epsilon) > D$ . Solving  $\frac{\lambda}{1-x} \leq D$ , we have that  $x \leq 1 - \frac{\lambda}{D} := \bar{x}$  for all  $\epsilon$ . For the newsvendor-like revenue function, we have:

$$\frac{d}{dx} \tilde{\Pi}(\mathbf{x}; \epsilon) = \frac{\lambda}{(1-x)^2} (\alpha - (v + \epsilon)), \quad x < \bar{x}.$$

**Case 1:**  $\alpha \geq v + \epsilon$ . In this case,  $\frac{d}{dx} \tilde{\Pi}(\mathbf{x}; \epsilon) \geq 0$  for all  $x < \bar{x}$ , with equality when  $\alpha = v + \epsilon$ . Thus, setting  $x^*(\epsilon) = \bar{x}$  is optimal.

**Case 2:**  $\alpha < v + \epsilon$ . Here,  $\frac{d}{dx} \tilde{\Pi}(\mathbf{x}; \epsilon) < 0$  for all  $x < \bar{x}$ .

Let  $\mathbf{x}^D$  denote the reward distribution that places weight  $1 - \frac{\lambda}{D}$  on  $v + \epsilon$ , and thus induces  $D$  workers on the platform. It is easy to check that  $\tilde{\Pi}(\mathbf{e}_{r_{\min}}; \epsilon) > \tilde{\Pi}(\mathbf{x}^D; \epsilon)$  for all  $\alpha < v + \epsilon$ . Thus,  $\mathbf{x}^*(\epsilon) = \mathbf{e}_{r_{\min}}$ .  $\square$

#### D.2.5. Proof of Corollary 3

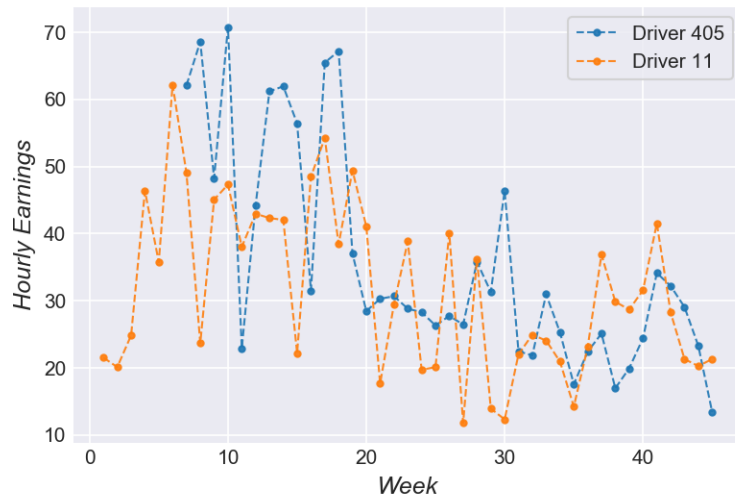
*Proof.* By Proposition 9,  $x^*(\epsilon) = 1 - \frac{\lambda}{D}$  for  $\epsilon < \alpha - v$ . Thus,

$$\begin{aligned} \tilde{\Pi}(\mathbf{x}^*(\epsilon); \epsilon) &= \alpha D - \left( (v + \epsilon) \left( 1 - \frac{\lambda}{D} \right) + r_{\min} \cdot \frac{\lambda}{D} \right) D \\ \tilde{U}(\mathbf{x}^*(\epsilon); \epsilon) &= \left( (v + \epsilon) \left( 1 - \frac{\lambda}{D} \right) + r_{\min} \cdot \frac{\lambda}{D} - v \right) D \\ \tilde{W}(\mathbf{x}^*(\epsilon); \epsilon) &= (\alpha - v) D. \end{aligned}$$

From these we observe that  $\tilde{\Pi}$ ,  $\tilde{U}$  and  $\tilde{W}$  are respectively linearly decreasing, linearly increasing and constant with respect to  $\epsilon$ .  $\square$

### Appendix E: Data-driven observations from a real-world platform

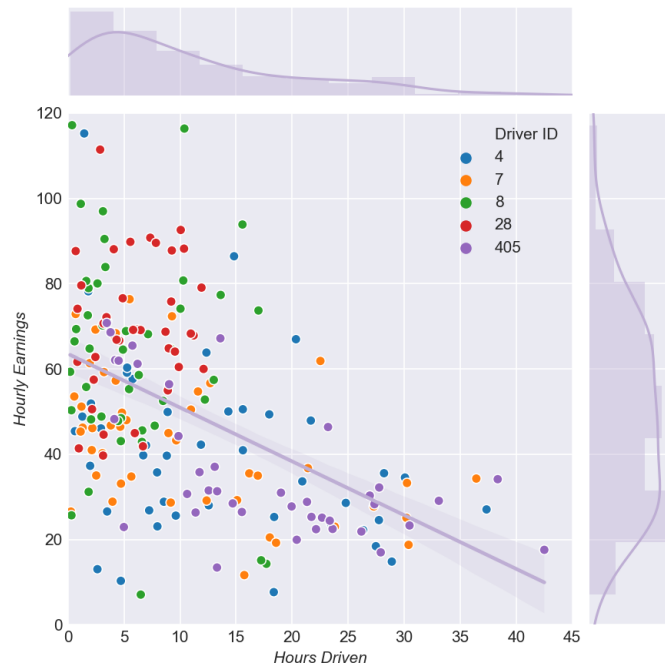
In 45 weeks' worth of data between June 2016 and April 2017, we investigated the variability in weekly hourly earnings of the top 5% highest-earning drivers who participated in the marketplace. The data indeed confirms the widely held belief that workers experience high amounts of earnings variability on certain gig economy platforms: even amongst the highest earners in the dataset, the variability in hourly earnings week-to-week is stark. Figures 13 and 14 illustrate this volatility, for five drivers in the top 5% of earners in the dataset. One might reasonably assume that inexperienced, part-time drivers endure wage volatility simply because they have not yet 'learned' to drive in a way that stabilizes their earnings. Using high total earnings as a proxy for driving 'ability' or experience (e.g., driving consistency, driving in profitable areas at profitable times), however, such an explanation fails to hold.



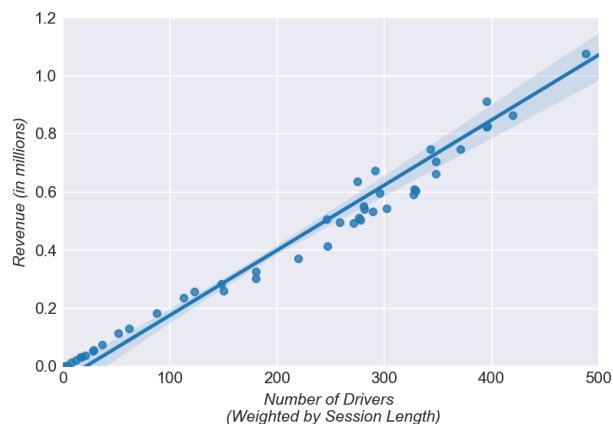
**Figure 12** Hourly earnings per week for two drivers in the RideAustin marketplace. Though both drivers made \$30 per hour on average, across 44 weeks. We observe substantial variation in week-to-week hourly earnings.



**Figure 13** Relative difference between hourly earnings in a given week and average hourly earnings for five drivers in the top 5% of drivers (with respect to total earnings) in the RideAustin marketplace. We observe that for many of these drivers it was not uncommon to have weeks in which hourly earnings were twice as high as their average hourly earnings, nor was it uncommon to have a stretch of weeks in which hourly earnings were 50% below average.



**Figure 14** Weekly hourly earnings vs. hours driven in a week, for five drivers in the top 5% of drivers (with respect to total earnings) in the RideAustin marketplace. Each datapoint in the scatterplot corresponds to a single driver's hourly earnings in a specific week, given the number of hours driven. Even for a fixed number of hours driven in a given week, we observe that the spread in earnings is very high.



**Figure 15** Weekly revenue vs. number of drivers (weighted by session length). Each datapoint in the scatterplot corresponds to the platform's revenue during a specific week, given the weighted number of drivers, where the weighting is due to differing session lengths across drivers. We observe that there is little variation in revenue for similar numbers of drivers, and that a linear fit provides a fairly good fit for the platform's revenue function.