

On the Performance of Multihop THz Wireless System Over Mixed Channel Fading with Shadowing and Antenna Misalignment

Pranay Bhardwaj, *Graduate Student Member, IEEE* and S. M. Zafaruddin, *Senior Member, IEEE*

Abstract

The existing relay-assisted terahertz (THz) wireless system is limited to dual-hop transmission with pointing errors and short-term fading without considering the shadowing effect. This paper analyzes the performance of a multihop-assisted backhaul communication mixed with an access link under the shadowed fading with antenna misalignment errors. We derive statistical results of the signal-to-noise ratio (SNR) of the multihop link by considering independent but not identically distributed (i.i.d) α - μ fading channel with pointing errors employing channel-assisted (CA) and fixed-gain (FG) amplify-and-forward (AF) relaying for each hop. We analyze the outage probability, average BER, and ergodic capacity performance of the mixed system considering the generalized- K shadowed fading model with AF and decode-and-forward (DF) protocols employed for the access link. We derive exact expressions of the performance metrics for the CA-multihop system with the DF relaying for the last hop and upper bound of the performance for the FG-multihop system using FG and DF relaying at the last relay. We also develop asymptotic analysis in the high SNR to derive the diversity order of the system and use computer simulations to provide design and deployment aspects of multiple relays in the backhaul link to extend the communication range for THz wireless transmissions.

Index Terms

Amplify-and-forward, Asymptotic analysis, Bit-error-rate, Diversity order, Ergodic rate, Fading, Multihop relaying, Performance analysis, Pointing Errors, Signal-to-noise ratio, Shadowing, Terahertz.

Pranay Bhardwaj (p20200026@pilani.bits-pilani.ac.in) and S. M. Zafaruddin (syed.zafaruddin@pilani.bits-pilani.ac.in) are with the Department of Electrical and Electronics Engineering, Birla Institute of Technology and Science, Pilani, Pilani-333031, Rajasthan, India.

This work was supported in part by the Science and Engineering Research Board (SERB), Department of Science and Technology (DST), Government of India, under Start-up Research Grant SRG/2019/002345.

I. INTRODUCTION

Terahertz (THz) communication is emerging as a viable technology for 6G wireless networks. The THz band (0.3 to 3 THz) has a large unlicensed bandwidth to deliver massive data rates with low latency and improved security for applications such as autonomous driving, virtual/augmented reality (VR/AR), machine-to-machine (M2M) communication, and wireless backhaul links [1]–[6]. High-speed THz connectivity can be set in hard-to-access terrains more efficiently compared to the infrastructure-based fiber-optic wireline link. Although THz wireless transmission has a great potential to be a major disruptive technology, it suffers from higher atmospheric attenuation caused by molecular absorption, hardware impairments, and misalignment errors when the transmit and receive antennas do not align for line-of-sight (LOS) transmissions limiting the physical range of communication significantly. Hence, it is desirable to devise methods for extending the communication range of THz wireless systems under adverse propagation conditions such as higher path loss, misalignment errors, and the shadowing effect between the source and destination.

Cooperative relaying is a potential technique to extend the communication range and improve the quality of system performance. The popular amplify-and-forward (AF) and decode-and-forward (DF) relaying schemes have been extensively investigated for radio-frequency (RF) [7]–[16] and free-space optics (FSO) [17]–[23] over various fading scenarios. Fixed-gain (FG) and channel-assisted (CA) are two practical approaches for AF relaying. In the FG relaying, the statistical information of the received signal from the previous hop is used to control the gain of the relay. Moreover, the near-optimal CA relaying computes the gain by inverting the channel without considering the effect of noise.

Recently, there has been an increased research interest for mixed dual-hop THz relaying systems [24]–[29]. In [24], the average bit-error-rate (BER) performance of a DF-assisted THz-RF link in a backhaul-broadband access framework is studied over α - μ fading. The α - μ is a generalized short-term fading model which includes Weibull, negative exponential, Nakagami- m , and Rayleigh distribution as a special case [30]. Recent experiment campaigns validates α - μ distribution for the short term fading in THz link [31], [32]. In our recent paper [26], we developed analytical expressions of average signal-to-noise ratio (SNR), ergodic capacity, outage probability, and average BER considering asymmetric fading conditions for both THz and RF links with real-valued μ . To extend the range of THz transmissions, dual-hop relaying has been investigated [27]–[29]. In [27], [28], the authors analyzed the performance of a dual-hop THz-THz backhaul system employing the DF protocol with α - μ fading model with pointing errors for both the links. Considering similar fading distributions, the FG relaying was studied for the

dual-hop THz-THz system [29].

In the aforementioned and related research, relaying is limited to dual-hop, and the access link operates over conventional RF frequencies. It is expected that the high bandwidth THz transmissions can be employed for 6G radio access network (RAN). However, the THz radio is highly sensitive to human movement between the transmitter and the receiver leading to dynamic shadowing [33], [34]. In [34], the generalized- K fading distribution is adopted to model the THz transmissions in the access link. However, the effect of pointing errors is not considered in [34] for a better estimate of the THz performance. Moreover, the multihop THz system extending the range of backhaul link has not been studied in the related literature to the best of the authors' knowledge. It is well-known that analyzing the performance of multihop transmissions even for single-parameter RF fading distributions is challenging, especially when multihop links are assisted by the AF relaying. In general, the performance of multihop-assisted AF relaying is approximated by expressing the resultant SNR as the product of SNR of individual links using the inequality of harmonic and geometric mean. Further, the method of induction (generalization for N hops realized through expressions derived for the first few hops) is applied to derive probability density function (PDF) and thereby cumulative distribution function (CDF) of the multihop system [18], [19]. Note that the mathematical induction method is not applicable for THz transmissions under the combined effect of α - μ fading with pointing errors and requires novel approaches for its statistical analysis. Moreover, it is desirable to derive exact analytical expressions of a CA relaying, which serves as a benchmark for all practical multihop systems employing AF relays [18].

In this paper, we analyze the performance of a multihop-assisted backhaul mixed with a shadowed access link over the THz band. We consider the AF relaying for the multihop transmissions and employ DF and AF protocols to interface with the radio access link. We list the major contributions of the paper as follows:

- We consider the generalized i.i.d. α - μ fading distribution for the multihop link and the composite generalized- K shadowed fading for the radio access link, both under the combined effect of pointing errors.
- We derive novel CDF and PDF of the end-to-end SNR of the CA-multihop relaying in terms of multivariate Fox's H-function. Using the derived statistical results, we develop an exact analysis of outage probability and average BER by employing DF protocol at the relay to interface the multihop with the access link.
- We develop a general framework to derive the exact PDF of the product of N i.i.d. random variables that are distributed according to the product of α - μ fading and pointing errors.

- Using the statistical results of the FG-assisted multihop transmissions, we derive upper bound on the outage probability, average BER, and ergodic capacity by employing FG relaying in the last hop for the access link in terms of bivariate Fox's H-function. We also analyze the FG-multihop relaying system with the DF protocol in the last hop in terms of single-variate Fox's H-function. Note that our derived analytical expressions become exact for a single-relay ($N = 1$) system resulting in a typical dual-hop mixed transmission.
- We also derive asymptotic expressions of the outage probability and average BER in the high SNR region and develop diversity order to provide design aspects of channel and system parameters on the multihop relayed transmissions.
- We validate the derived analysis using Monte-Carlo simulations and demonstrate the significance of multihop relaying to extend the communication range for THz wireless transmissions under the effect of fading, pointing error, and shadowing.

Related Works

There has been increased research interest in evaluating the performance of THz wireless systems considering realistic propagation environments. The effect of scattering and atmospheric absorption to model the path loss of the THz channel was presented in [35], [36]. The popular zero-boresight FSO model [37] is used for the statistical estimate of the pointing errors effect for THz transmission [24]–[26], [38]–[40] until experimental characterization of pointing errors specific to the THz band is made available. At present, the generalized α - μ distribution is considered to model the short-term fading based on experimental data and mathematical tractability in analyzing the performance of the THz system [24]–[29], [31], [32], [38]. In [41], fluctuating two ray (FTR) fading model was used for reconfigurable intelligent surface (RIS) based THz system. Similar to the RF, the THz transmissions can be affected by shadowing due to random obstruction between the source and destination. The authors in [42] studied the signal propagation in the indoor environment with the blockage effects by the walls and human bodies. To model the shadowed fading for THz transmissions, Beaulieu-Xie (BX) and generalized- K models were considered in [34], [43], respectively.

Relay-assisted schemes have been investigated for THz communication for outdoor, indoor, and in-vivo networks [24], [26], [27], [29], [44]–[48]. The authors in [44], [45] analyzed cooperative communication at the THz frequencies for nano-networks. The authors in [46], [47] analyzed optimal cross-layer relaying strategies and effective routing protocol designing for THz wireless networks, respectively. The dual-hop THz transmission was studied in [24]–[27], [29]. In [48], the authors presented a hybrid precoding design for the dual-hop multiple-input

multiple-output (MIMO) THz network. However, there is limited research in the multihop THz communications. In [49], an energy-efficient multihop routing protocol for THz wireless nano-sensor network has been proposed. The authors in [50] investigate the beam-forming techniques for multihop reconfigurable intelligent surfaces (RIS) empowered THz communications over Rician fading.

There has been an extensive research on the AF-assisted multihop transmission for RF systems [7]–[12], [14] and FSO systems with pointing errors [17]–[20], [22], [23]. The authors in [7] and [17] analyzed the exact outage probability of CA-multihop transmissions over Nakagami- m and Gamma-Gamma fading channels, respectively. In [8], the authors used the method of induction to derive bounds on the performance of CA and FG assisted multihop transmissions over Nakagami- m fading channels. Similarly, the method of induction was used to derive bounds on the performance CA and FG-assisted multihop transmissions for FSO systems with Gamma-Gamma atmospheric turbulence and pointing errors [18], [19]. In [20], an exact PDF of FG-assisted multihop transmission for FSO system with double generalized Gamma with pointing errors was presented by generalizing the analysis for N hops using the results obtained up to three hops. To this end, it should be mentioned that there is an extensive literature on the DF-based multihop relaying [13], [15], [16], [21], [22], [51]. However, the DF system requires each hop's channel state information (CSI) for decoding. The authors in [15] approximated the performance of DF-assisted multihop relaying over α - μ fading with generalized additive noise. The non-zero boresight model for pointing errors was considered in analyzing the DF-multihop system [21], [22]. In [51], the DF relaying was used in each hop for the mixed system consisting of multihop-assisted FSO and a single RF link.

In the light of related literature, it is desirable to realize a mixed wireless link consisting of backhaul/fronthaul and broadband access network both over THz wireless technology where each hop of transmissions being integrated using low complexity relaying protocols.

Notations: The notation $(.)_N$ and $(.)_D$ denotes the N -hop backhaul link and the access link for the destination, respectively. $\mathbb{E}[\cdot]$ indicates the average value of a random variable and $\Gamma(a, t) = \int_t^\infty s^{a-1} e^{-s} ds$ denotes the upper incomplete Gamma function. $G_{p,q}^{m,n}(\cdot|\cdot)$ and $H_{p,q}^{m,n}(\cdot|\cdot)$ denotes Meijer's G and Fox's H-functions, respectively.

II. SYSTEM MODEL

We consider a multihop-assisted backhaul transmission mixed with broadband access link both operating in the THz band. The transmission system consists of $N+1$ hops from the source (S) to the destination (D) where the first N hops correspond to the backhaul connectivity, and the

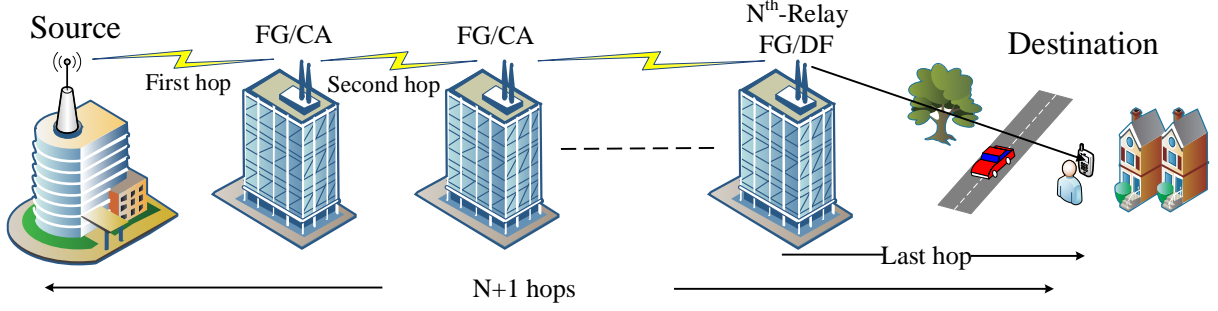


Fig. 1: Multihop relay-assisted backhaul transmissions integrated with shadowed access link.

last hop corresponds to a link of access network, as shown in Fig. 1. We assume that there is no direct link between the source and the destination due to the signal blockage.

We consider i.i.d. α - μ distributed fading parameters $\{\alpha_i, \mu_i\}_{i=1}^N$ combined with pointing errors and deterministic path loss to model the channel of each hop of the backhaul THz link. Using AF relaying protocol and denoting G_i as the gain of i -th relay with $G_0 = 1$, the received signal at the N -th relay is given by [18]:

$$y_N = \prod_{i=1}^N G_{i-1} h_i x + \sum_{i=1}^{N-1} w_i \left(\prod_{j=1}^N G_j h_{j+1} \right) + w_N \quad (1)$$

where x is the transmitted signal and w_i is the additive white Gaussian noise (AWGN) of the i -th relay with variance $\sigma_{w_i}^2$ and w_N is the AWGN of the N -th relay. The channel coefficient of the i -th hop is given as $h_i = h_{li} h_{pi} h_{fi}$, which includes the path gain h_{li} , short-term fading h_{fi} , and pointing errors h_{pi} . The path gain for the i -th link is $h_{li} = \frac{c\sqrt{G_i G_r}}{4\pi f d_i} \exp(-\frac{1}{2} k_i d_i)$, where k_i is the absorption coefficient and d_i denotes the link distance of the i -th hop such that $d_1 = \sum_{i=1}^N d_i$ is the total distance of the backhaul link.

We use the zero boresight statistical model for the pointing errors h_{pi} with PDF [37]:

$$f_{h_{pi}}(h_p) = \frac{\phi_i^2}{S_i^{\phi_i^2}} h_p^{\phi_i^2-1}, 0 \leq h_p \leq S, \quad (2)$$

where $S = \text{erf}(v)^2$ with $v = \sqrt{\pi/2} (r/\omega_z)$ (where r is the aperture radius of receiver) is the fraction of collected power and ω_z is the beam-width. We define $\phi = \frac{\omega_{zeq}}{2\sigma_s}$ with σ_s^2 as the variance of pointing errors and equivalent beam-width $\omega_{zeq}^2 = \omega_z^2 \sqrt{\pi} \text{erf}(v) / (2v \exp(-v^2))$.

Using (2) and the PDF of α - μ distribution [30, eq. (1)], the PDF of $h_{pfi} = h_{pi} h_{fi}$, which combines the effect of short-term fading and pointing errors is presented in [24]:

$$f_{|h_{pfi}|}(x) = A_i x^{\phi_i-1} \Gamma(B_i, C_i x^{\alpha_i}) \quad (3)$$

where $A_i = \phi_i S_i^{-\phi_i}$, $B_i = \frac{\alpha_i \mu_i - \phi_i}{\alpha_i}$ and $C_i = \frac{\mu_i}{\Omega_i} S_i^{-\alpha_i}$. Here, α_i and μ_i are the distribution parameter of the i -th link. Ω_i is the α_i root-mean value of the fading channel envelope. Denoting instantaneous SNR of the i -th link as $\gamma_i = \gamma_i^0 |h_{li}|^2$, where γ_i^0 is the average SNR of the i -th link, the PDF of the SNR can be represented using Meijer's G-function as

$$f_{\gamma_i}(\gamma) = \frac{A_i \gamma_i^{0-\frac{\phi_i}{2}} \gamma^{\frac{\phi_i}{2}-1}}{2} G_{1,2}^{2,0} \left(\frac{C_i \gamma^{\frac{\alpha_i}{2}}}{\gamma_i^{0\frac{\alpha_i}{2}}} \middle| \begin{matrix} 1 \\ B_i, 0 \end{matrix} \right) \quad (4)$$

We adopt both CA and FG AF relaying protocols for each hop of the multihop-assisted backhaul link. The gain of the CA relay can be computed using the inverse of the channel of the previous hop. Thus, using $G_i^2 = \frac{1}{|h_i|^2}$ in (1), the end-to-end SNR with the CA relaying in each hop is given by [7]:

$$\gamma_N^{\text{CA}} = \left(\sum_{i=1}^N \frac{1}{\gamma_i} \right)^{-1} \quad (5)$$

Further, using $G_i = \sqrt{\frac{1}{\psi_i \sigma_{wi}^2}}$ in (1), where ψ_i is a constant, we can obtain the end-to-end SNR of the FG relaying [7]:

$$\gamma_N^{\text{FG}} = \left(\sum_{i=1}^N \prod_{j=1}^i \frac{\psi_j - 1}{\gamma_j} \right)^{-1} \quad (6)$$

To this end, we interface the backhaul link to the access network by applying DF and FG relaying at the N -th relay (i.e., in the last hop) to transmit the signal to the destination over the access link in shadowed fading with pointing errors. Assuming perfect decoding at the last relay, the received signal at the destination is given as $y = h_D x + w_D$, where $h_D = h_k h_{pD}$ is the channel coefficient of the last hop which includes the shadowed fading h_k and pointing errors h_{pD} . Here, w_D is the AWGN of the destination receiver with variance σ_{wD}^2 . We denote the SNR of the access link as $\gamma_D = \gamma_D^0 |h_{pD}|^2 |h_k|^2$, where γ_D^0 is the average SNR of the shadowed access link. Thus, the resultant SNR of the mixed multihop system with the DF relaying applied at the N -th relay is given by

$$\gamma = \min\{\gamma_N, \gamma_D\} \quad (7)$$

where γ_N denotes the SNR of AF-assisted multihop system either with CA or FG as given in (5) and (6). We can also apply the simpler FG relaying at the N -th relay with gain G_N to get the received signal as $y = h_D G_N y_N + w_D$. Thus, the resultant SNR for such a mixed system becomes

$$\gamma = \frac{\gamma_N \gamma_D}{\psi + \gamma_D} \quad (8)$$

where $\psi = (\mathbb{E}_{\gamma_N}(1 + \gamma)^{-1})^{-1}$ when the gain G_N is computed using the semi-blind method of statistical information of the received signal [52].

We consider the generalized- K distribution to model the instantaneous power of the shadowed access link [53]:

$$f_{|h_k|^2}(x) = \frac{2b^{m_A}}{\Gamma(m_\Omega)\Gamma(m_g)} x^{\frac{m_A}{2}-1} K_{m_M}(2b\sqrt{x}) \quad (9)$$

where $m_\Omega = \frac{1}{\exp(\sigma_n^2)-1}$, $\sigma_n > 0$ denotes the severity of shadowing with factor $\sigma_{\text{dB}} = 8.686\sigma_n$, $m_g > 0$ is frequency dependent parameter characterizing the small-scale fading, $m_A = m_\Omega + m_g$ and $m_M = m_\Omega - m_g$ are the distribution shape parameters of $K_\nu(\cdot)$, which is modified Bessel function of the second kind of ν -th order, and $\Gamma(\cdot)$ denotes the gamma function. Denoting $k_D(f)$ as the absorption coefficient, d_2 as the distance of the access link, G_D as the antenna gain, P_D as the transmit power at the N -th relay, η as the path loss coefficient, c as the speed of light, and f as the carrier frequency, we define $b = \sqrt{\frac{m_\Omega m_g}{G_D^2 P_D \varphi \exp(\sigma_n^2/2)} \left(\frac{c}{4\pi d_2 f}\right)^\eta}$, where $\varphi = \exp(k_D d_2)$ is the molecular absorption loss.

In what follows, we analyze the performance of the considered multihop system considering CA and FG relaying in multihop-assisted backhaul with the DF and FG protocols applied in the last hop for the access link.

III. PERFORMANCE ANALYSIS

In this section, we derive the outage probability, average BER, and ergodic capacity performance of an $N+1$ -hop mixed system by deriving analytical expressions of the PDF and CDF of the end-to-end SNR of the multihop system. First, we develop exact statistical results of the CA-multihop system in terms of multivariate Fox's H-function. Next, we use Mellin transform to derive exact PDF and CDF of the product of N i.i.d. random variables distributed according to (4) and raised to a rational power. Then, we present PDF and CDF of the CA-multihop with DF in the last hop and an all FG-multihop system respectively in terms of single-variate and bivariate Fox's H-function. Finally, we use the derived statistical results to analyze the performance of the considered system.

In the following theorem, we present PDF and CDF of the resultant SNR γ_N^{CA} (as given in (5)) for the CA-multihop system:

Theorem 1. If γ_i is the SNR of the i -th hop distributed according to (4), then PDF and CDF of the SNR for N -hop CA relaying in (5) are given as

$$f_{\gamma_N}^{\text{CA}}(\gamma) = \prod_{i=1}^N \frac{A_i \gamma_i^{0-\frac{\phi_i}{2}}}{2\gamma} \left(\frac{1}{\gamma}\right)^{\left(\sum_{i=1}^N \frac{\phi_i}{2}\right)} H_{1,1;1,3;\dots;1,3}^{0,1;3,0;\dots;3,0} \left[\begin{array}{c} \frac{C_1}{\gamma_i^{\frac{\alpha_1}{2}} \gamma^{\frac{\alpha_1}{2}}} \\ \vdots \\ \frac{C_N}{\gamma_i^{\frac{\alpha_N}{2}} \gamma^{\frac{\alpha_N}{2}}} \end{array} \middle| \begin{array}{c} Q_1(\gamma) \\ Q_2(\gamma) \end{array} \right] \quad (10)$$

where $Q_1(\gamma) = \left\{ \left\{ \left(\sum_{i=1}^N -\frac{\phi_i}{2}, \frac{\alpha_1}{2}, \dots, \frac{\alpha_N}{2} \right) \right\}, \left\{ \left(1 - \sum_{i=1}^N \frac{\phi_i}{2}, \frac{\alpha_1}{2}, \dots, \frac{\alpha_N}{2} \right) \right\}, \left\{ (1, 1), \dots, (1, 1)_N \right\} \right\}$
and $Q_2(\gamma) = \left\{ \left\{ \left(1 - \sum_{i=1}^N \frac{\phi_i}{2}, \frac{\alpha_1}{2}, \dots, \frac{\alpha_N}{2} \right) \right\}, \left\{ (B_1, 1), (0, 1), \left(-\frac{\phi_1}{2}, \frac{\alpha_1}{2} \right), \dots, (B_N, 1), (0, 1), \left(-\frac{\phi_N}{2}, \frac{\alpha_N}{2} \right) \right\} \right\}$.

$$F_{\gamma_N}^{\text{CA}}(\gamma) = 1 - \prod_{i=1}^N \frac{A_i \gamma_i^{0-\frac{\phi_i}{2}}}{2} \left(\frac{1}{\gamma}\right)^{\left(\sum_{i=1}^N \frac{\phi_i}{2}\right)} H_{1,0;1,3;\dots;1,3}^{0,0;3,0;\dots;3,0} \left[\begin{array}{c} \frac{C_1}{\gamma_i^{\frac{\alpha_1}{2}} \gamma^{\frac{\alpha_1}{2}}} \\ \vdots \\ \frac{C_N}{\gamma_i^{\frac{\alpha_N}{2}} \gamma^{\frac{\alpha_N}{2}}} \end{array} \middle| \begin{array}{c} \tilde{Q}_1(\gamma) \\ \tilde{Q}_2(\gamma) \end{array} \right] \quad (11)$$

where $\tilde{Q}_1(\gamma) = \left\{ \left\{ \left(1 - \sum_{i=1}^N \frac{\phi_i}{2}, \frac{\alpha_1}{2}, \dots, \frac{\alpha_N}{2} \right) \right\}, \left\{ (1, 1), \dots, (1, 1)_N \right\} \right\}$ and
 $\tilde{Q}_2(\gamma) = \left\{ \left\{ - \right\}, \left\{ (B_1, 1), (0, 1), \left(-\frac{\phi_1}{2}, \frac{\alpha_1}{2} \right), \dots, (B_N, 1), (0, 1), \left(-\frac{\phi_N}{2}, \frac{\alpha_N}{2} \right) \right\} \right\}$.

Proof: The proof is presented in Appendix A. ■

Note that efficient computational programs are available for evaluating the multivariate Fox's H-function of (10) and (11) for the CA-multihop system. However, analyzing the exact PDF of the end-to-end SNR of the FG-multihop system in (6) is quite complicated. Thus, we use an upper bound on γ_N^{FG} as $\gamma_N^{\text{FG}} \leq \frac{1}{N} \prod_{i=1}^N C_i^{-\frac{(N-i)}{N}} \gamma_i^{\frac{N+1-i}{N}}$. Note that an upper bound of (5) for the CA-multihop can also be expressed $\gamma_N^{\text{CA}} \leq \frac{1}{N} \prod_{i=1}^N \gamma_i^{\frac{1}{N}}$. We can combine these into an unified product of N i.i.d. random variables γ_i raised to rational power [19]:

$$\gamma_N = \frac{1}{N} \prod_{i=1}^N \zeta_i \gamma_i^{\frac{l_i}{k}} \quad (12)$$

where $l_i = 1$, $\zeta_i = 1$ and $k = N$ denotes the CA-multihop whereas $l_i = N + 1 - i$ and $k = N$ denotes the FG-multihop.

We use Mellin transform pair to develop exact PDF and CDF of (12). We know that Mellin transform for a function $\phi(x)$ is given as $\phi(t) = \int_0^\infty x^{t-1} \phi(x) dx$ with inverse Mellin transform as $\phi(x) = \frac{1}{2\pi j} \int_{\mathcal{L}} x^{-t} \phi(t) dt$. Expressing the r -th moment of γ_N in (12) as $\mathbb{E}[\gamma_N^r] = \int_0^\infty \gamma^{r-1} [\gamma f_{\gamma_N}(\gamma)] d\gamma$, we use inverse Mellin transform to get:

$$f_{\gamma_N}(\gamma) = \frac{1}{\gamma} \frac{1}{2\pi j} \int_{\mathcal{L}} \gamma^{-r} \mathbb{E}[\gamma_N^r] dr \quad (13)$$

Since the random variables γ_i , $i = 1, \dots, N$ are independent, we use $\mathbb{E}[\gamma_N^r] = \prod_{i=1}^N \mathbb{E}[\gamma_i^r]$ in (13) to get

$$f_{\gamma_N}(\gamma) = \frac{1}{\gamma} \frac{1}{2\pi j} \int_{\mathcal{L}} \prod_{i=1}^N \mathbb{E}[\gamma_i^r] \gamma^{-r} dr \quad (14)$$

where $\mathbb{E}[\gamma_i^r]$ is the r -th moment of the SNR for the i -th hop:

$$\mathbb{E}[\gamma_i^r] = \int_0^\infty \gamma^{\frac{rl_i}{k}} f_{\gamma_i}(\gamma) d\gamma \quad (15)$$

Thus, in the following Theorem, we develop exact PDF and CDF of γ_N to analyze the performance of AF-assisted multihop system:

Theorem 2. *If γ_i is the SNR of the i -th hop distributed according to (4), then PDF and CDF of the SNR for N -hop AF-relaying in (12) are bounded as*

$$f_{\gamma_N}(\gamma) = \prod_{i=1}^N \frac{\zeta_i A_i C_i^{-\frac{\phi_i}{\alpha_i}}}{N \alpha_i \gamma} H_{2,1}^{0,2} \left[\prod_{i=1}^N \frac{\gamma_i^{0 \frac{l_i}{k}}}{C_i^{\frac{2l_i}{k\alpha_i}} \gamma} \middle| \begin{matrix} U_1(\gamma) \\ U_2(\gamma) \end{matrix} \right] \quad (16)$$

$$F_{\gamma_N}(\gamma) = \prod_{i=1}^N \frac{\zeta_i A_i C_i^{-\frac{\phi_i}{\alpha_i}}}{N \alpha_i} H_{3,2}^{1,2} \left[\prod_{i=1}^N \frac{\gamma_i^{0 \frac{l_i}{k}}}{C_i^{\frac{2l_i}{k\alpha_i}} \gamma} \middle| \begin{matrix} U_1(\gamma), (1, 1) \\ (0, 1), U_2(\gamma) \end{matrix} \right] \quad (17)$$

where $U_1(\gamma) = \left\{ \left(1 - \mu_1, \frac{2l_1}{k\alpha_1}\right), \dots, \left(1 - \mu_N, \frac{2l_N}{k\alpha_N}\right), \left(1 - \frac{\phi_1}{\alpha_1}, \frac{2l_1}{k\alpha_1}\right), \dots, \left(1 - \frac{\phi_N}{\alpha_N}, \frac{2l_N}{k\alpha_N}\right) \right\}$ and $U_2(\gamma) = \left\{ \left(-\frac{\phi_1}{\alpha_1}, \frac{2l_1}{k\alpha_1}\right), \dots, \left(-\frac{\phi_N}{\alpha_N}, \frac{2l_N}{k\alpha_N}\right) \right\}$.

Proof: The proof is presented in Appendix B. ■

It should be mentioned that the single-variate PDF and CDF derived in Theorem 2 can facilitate in developing more insightful analytical expressions for the multihop system albeit with an upper bound performance.

In the following Theorem 3 and Theorem 4, we develop statistical analysis of the $N + 1$ -hop mixed system consisting of multihop-assisted backhaul and shadowed access link. Note that the joint distribution of generalized- K and pointing errors is not available in the literature. In the following Theorem, we use (7) to develop PDF and CDF of the SNR for the AF-multihop relying with DF protocol in the last hop:

Theorem 3. *If γ_N is the SNR of N -hop backhaul link and γ_D is the SNR of shadowed access link, then CDF and PDF of the resultant SNR in (7) for the mixed link with the DF protocol*

$$F_\gamma = F_{\gamma_N}(\gamma) + F_{\gamma_D}(\gamma) - F_{\gamma_N}(\gamma)F_{\gamma_D}(\gamma) \quad (18)$$

$$f_\gamma = f_{\gamma_N}(\gamma) + f_{\gamma_D}(\gamma) - F_{\gamma_N}(\gamma)f_{\gamma_D}(\gamma) - f_{\gamma_N}(\gamma)F_{\gamma_D}(\gamma) \quad (19)$$

where $F_{\gamma_D}(\gamma)$ and $f_{\gamma_D}(\gamma)$ are the CDF and PDF of the generalized-K fading combined with pointing errors:

$$f_{\gamma_D}(\gamma) = \frac{b^{m_A} \gamma^{\frac{m_A}{2}-1} \phi_D(A_0^2)^{\frac{\phi_D-m_A}{2}+1}}{\gamma_D^{\frac{m_A}{2}} \Gamma(m_\Omega) \Gamma(m_g)} G_{1,3}^{3,0} \left(\frac{b^2 \gamma}{A_0^2 \gamma_D^0} \middle| 1 + \frac{\phi_D-m_A}{2}, m_M, m_M, \frac{\phi_D-m_A}{2} \right) \quad (20)$$

$$F_{\gamma_D}(\gamma) = \frac{b^{m_A} \gamma^{\frac{m_A}{2}} \phi_D(A_0^2)^{\frac{\phi_D-m_A}{2}+1}}{\gamma_D^{\frac{m_A}{2}} \Gamma(m_\Omega) \Gamma(m_g)} G_{2,4}^{3,1} \left(\frac{b^2 \gamma}{A_0^2 \gamma_D^0} \middle| 1 - \frac{m_A}{2}, 1 + \frac{\phi_D-m_A}{2}, m_M, m_M, \frac{\phi_D-m_A}{2}, -\frac{m_A}{2} \right) \quad (21)$$

Proof: The proof is presented in Appendix C. ■

Finally, to analyze an all FG-multihop system, we need to derive the PDF of the resultant SNR in (8), as given in [52]:

$$f_\gamma(z) = \int_0^\infty f_{\gamma_N} \left(\frac{z(x+C)}{x} \right) f_{\gamma_D}(x) \frac{x+C}{x} dx \quad (22)$$

In the following Theorem, we derive analytical expressions of the PDF $f_\gamma(z)$ and CDF $F_\gamma(z)$ using bivariate Fox's H-function:

Theorem 4. *If γ_N is the SNR of N -hop backhaul link and γ_D is the SNR of shadowed access link, then CDF and PDF of the resultant SNR in (8) for the mixed link with FG relaying is*

$$f_\gamma(\gamma) = \prod_{i=1}^N \frac{\zeta_i A_i C_i^{-\frac{\phi_i}{\alpha_i}} b^{m_A} \phi_D(A_0^2)^{\frac{\phi_D-m_A}{2}+1} \psi^{\frac{m_A}{2}}}{2N \alpha_i \gamma_D^{\frac{m_A}{2}} \Gamma(m_\Omega) \Gamma(m_g) \gamma} H_{1,0:2,2:1,4}^{0,1:0,2:4,0} \left[\prod_{i=1}^N \frac{\gamma_i^{0 \frac{l_i}{k}}}{C_i^{\frac{2l_i}{k \alpha_i}} \gamma}, \frac{b^2 \psi}{A_0^2 \gamma_D^0} \middle| V_1(\gamma), V_2(\gamma) \right] \quad (23)$$

where $V_1(\gamma) = \left\{ \left\{ \left(1 - \frac{m_A}{2}, 1, 1\right) \right\}; \left\{ \left(1 - \mu_1, \frac{2l_1}{k \alpha_1}\right), \dots, \left(1 - \mu_N, \frac{2l_N}{k \alpha_N}\right), \left(1 - \frac{\phi_1}{\alpha_1}, \frac{2l_1}{k \alpha_1}\right), \dots, \left(1 - \frac{\phi_N}{\alpha_N}, \frac{2l_N}{k \alpha_N}\right) \right\}; \left\{ 1 + \frac{\phi_D-m_A}{2}, 1 \right\} \right\}$ and $V_2(\gamma) = \left\{ \left\{ - \right\}; \left\{ \left(- \frac{\phi_1}{\alpha_1}, \frac{2l_1}{k \alpha_1} \right), \dots, \left(- \frac{\phi_N}{\alpha_N}, \frac{2l_N}{k \alpha_N} \right), (1, 1) \right\}; \left\{ (m_M, 1), (m_M, 1), \left(\frac{\phi_D-m_A}{2}, 1 \right), \left(- \frac{m_A}{2}, 1 \right) \right\} \right\}$.

$$F_\gamma(\gamma) = \prod_{i=1}^N \frac{\zeta_i A_i C_i^{-\frac{\phi_i}{\alpha_i}} b^{m_A} \phi_D(A_0^2)^{\frac{\phi_D-m_A}{2}+1} \psi^{\frac{m_A}{2}}}{2N \alpha_i \gamma_D^{\frac{m_A}{2}} \Gamma(m_\Omega) \Gamma(m_g)} H_{1,0:3,3:1,4}^{0,1:1,2:4,0} \left[\prod_{i=1}^N \frac{\gamma_i^{0 \frac{l_i}{k}}}{C_i^{\frac{2l_i}{k \alpha_i}} \gamma_{th}}, \frac{b^2 \psi}{A_0^2 \gamma_D^0} \middle| \tilde{V}_1(\gamma), \tilde{V}_2(\gamma) \right] \quad (24)$$

where $\tilde{V}_1(\gamma) = \left\{ \left\{ \left(1 - \frac{m_A}{2}, 1, 1\right) \right\}; \left\{ \left(1 - \mu_1, \frac{2l_1}{k \alpha_1}\right), \dots, \left(1 - \mu_N, \frac{2l_N}{k \alpha_N}\right), \left(1 - \frac{\phi_1}{\alpha_1}, \frac{2l_1}{k \alpha_1}\right), \dots, \left(1 - \frac{\phi_N}{\alpha_N}, \frac{2l_N}{k \alpha_N}\right), (1, 1) \right\}; \left\{ 1 + \frac{\phi_D-m_A}{2}, 1 \right\} \right\}$ and $\tilde{V}_2(\gamma) = \left\{ \left\{ - \right\}; \left\{ (0, 1), \left(- \frac{\phi_1}{\alpha_1}, \frac{2l_1}{k \alpha_1} \right), \dots, \left(- \frac{\phi_N}{\alpha_N}, \frac{2l_N}{k \alpha_N} \right), (1, 1) \right\}; \left\{ (m_M, 1), (m_M, 1), \left(\frac{\phi_D-m_A}{2}, 1 \right), \left(- \frac{m_A}{2}, 1 \right) \right\} \right\}$.

Proof: The proof is presented in Appendix D. ■

In what follows, we use the statistical results of Theorem 3 and Theorem 4 to analyze the performance for mixed system consisting of multihop assisted backhaul link and shadowed access network considering different relaying protocols in each hop.

A. CA-Multihop with DF-assisted Access Link

In this subsection, we derive exact analytical expressions of the CA-multihop backhaul combined with the shadowed access link through the DF protocol. As such, we use results of Theorem 1 in Theorem 3 to analyze the system performance.

1) *Outage Probability*: The outage probability is defined as the probability of instantaneous SNR failing to reach a threshold value. i.e. $P(\gamma < \gamma_{th})$. Thus, we use (11) and (21) in (18) to get

$$\overline{OP}^{\text{CA-DF}} = F_{\gamma_N}^{\text{CA}}(\gamma_{th}) + F_{\gamma_D}(\gamma_{th}) - F_{\gamma_N}^{\text{CA}}(\gamma_{th})F_{\gamma_D}(\gamma_{th}) \quad (25)$$

To derive the diversity order of the system, asymptotic expressions of the outage probability in high SNR regime for both $F_{\gamma_N}^{\text{CA}}(\gamma_{th})$ and $F_{\gamma_D}(\gamma_{th})$ is required. Expressing the multivariate Fox's H-function in terms of multiple Mellin-Barnes integrals and calculating the residue at the dominant pole [54] $g_i = \min\{\mu_i - \frac{\phi_i}{\alpha_i}, 0, -\frac{\phi_i}{2}\}$ in (11), we get the asymptotic outage probability of the CA-backhaul link:

$$F_{\gamma_N}^{\text{CA}\infty}(\gamma) = 1 - \prod_{i=1}^N \frac{A_i \gamma_i^{0-\frac{\phi_i}{2}} \gamma^{-\sum_{i=1}^N \frac{\phi_i}{2}}}{2\Gamma(1 - \sum_{i=1}^N \frac{\phi_i}{2} + \sum_{i=1}^N \frac{\alpha_i}{2} g_i)} \left[\frac{\sum_{i=1}^N \prod_{j=1, j \neq c_i}^m \Gamma(b_{i,j} + B_{i,j} - B_{i,j} g_i)}{\sum_{i=1}^N \Gamma(1 + 1 - g_i)} \left(\sum_{i=1}^N \frac{C_i}{\gamma_i^{0-\frac{\alpha_i}{2}} \gamma^{\frac{\alpha_i}{2}}} \right)^{g_i} \right] \quad (26)$$

where $b_{i,j} = \{\mu_i - \frac{\phi_i}{\alpha_i}, 0, -\frac{\phi_i}{2}\}$, $c_i = \arg \min_{j=1:m} \{b_{i,j}\}$, and $B_{i,j} = \{1, 1, \frac{\alpha_i}{2}\}$. Using $\gamma_i^0 = \gamma^0, \forall i$ with the dominant terms of γ^0 in (26), the diversity order of the CA-multihop can be expressed as $\sum_{i=1}^N \lceil \frac{(\mu_i-1)\alpha_i}{2} + \frac{\phi_i}{2} \rceil$. Further, to get an asymptotic outage probability of the shadowed access link, we use the asymptotic series of the Meijer's G-function at $\gamma_D^0 \rightarrow 0$ [55, 07.34.06.0006.01] in (21):

$$F_{\gamma_D}^{\infty}(\gamma) = \frac{b^{m_A} \phi_D \gamma^{-\frac{m_A}{4}} (A_0^2)^{\frac{\phi_D - m_A}{2} + 1}}{\gamma_D^{0-\frac{m_A}{2}} \Gamma(m_\Omega) \Gamma(m_g)} \sum_{k=1}^m \frac{\prod_{j=1, j \neq k}^m \Gamma(b_j - b_k) \prod_{j=1}^n \Gamma(1 - a_j + b_k)}{\prod_{j=n+1}^p \Gamma(a_j - b_k) \prod_{j=m+1}^q \Gamma(1 - b_j + b_k)} \left(\frac{b^2 \gamma}{\gamma_D^0} \right)^{b_k} \quad (27)$$

where $b_j = b_k = \left\{ \underbrace{m_M, m_M, \frac{\phi_D - m_A}{2}}_m, \underbrace{-\frac{m_A}{2}}_{q-m} \right\}$ and $a_j = \left\{ \underbrace{1 - \frac{m_A}{2}}_n, \underbrace{1 + \frac{\phi_D - m_A}{2}}_{p-n} \right\}$. Thus, the diversity order for the access link is $b_k + \frac{m_A}{2}$, where $k = 1, \dots, m$. Finally, we use the parameters of g_i and b_k to get the diversity order of the considered mixed system:

$$M_{\text{out}}^{\text{CA-DF}} = \min \left\{ \sum_{i=1}^N \frac{\alpha_i \mu_i}{2}, \sum_{i=1}^N \frac{\phi_i}{2}, \frac{m_A}{2} + m_M, \frac{\phi_D}{2} \right\} \quad (28)$$

The diversity order in (28) shows that multiple relay units in the backhaul link improves the system performance. Thus, the asymptotic performance becomes limited to short-term fading and shadowing of the access link when sufficient higher N and a higher beam-width for signal transmission in the last hop are employed.

2) *Average BER*: The average BER of a communication system for a general binary modulation scheme over fading channel with CDF $F(\gamma)$ is given by [56]:

$$\bar{P}_e = \frac{q^p}{2\Gamma(p)} \int_0^\infty \gamma^{p-1} e^{-q\gamma} F_\gamma(\gamma) d\gamma \quad (29)$$

where p and q are modulation-dependent constants.

We can use (18) in (29) to analyze the DF-assisted mixed system. However, the average BER of the DF relaying system with gray coding for transmissions can also be expressed using the average BER of individual links as [17]:

$$\bar{P}_e^{\text{CA-DF}} = \bar{P}_{eN}^{\text{CA}} + \bar{P}_{eD} - \bar{P}_{eN}^{\text{CA}} \bar{P}_{eD} \quad (30)$$

where \bar{P}_{eN}^{CA} and \bar{P}_{eD} are the average BER of backhaul and shadowed access link, respectively. Thus, we substitute (11) in (29) to get

$$\begin{aligned} \bar{P}_{eN}^{\text{CA}} = 1 - \prod_{i=1}^N \frac{A_i \gamma_i^{0-\frac{\phi_i}{2}} q^p}{4\Gamma(p)} \left(\frac{1}{\gamma}\right)^{\left(\sum_{i=1}^N \frac{\phi_i}{2}\right)} & \left[\left(\frac{1}{2\pi i}\right)^N \int_{\mathcal{L}_i} \frac{\prod_{i=1}^N \Gamma(B_i - S_i) \Gamma(0 - S_i) \Gamma\left(-\frac{\phi_i}{2} - \frac{\alpha_i S_i}{2}\right)}{\prod_{i=1}^N \Gamma(1 - S_i)} \right. \\ & \left. \left(\prod_{i=1}^N \frac{C_i}{\gamma_i^{\frac{\alpha_i}{2}} \gamma^{\frac{\alpha_i}{2}}} \right)^{S_i} \frac{1}{\Gamma\left(-\sum_{i=1}^N \frac{\phi_i + \alpha_i S_i}{2} + 1\right)} dS_i \right] I_1 \end{aligned} \quad (31)$$

where $I_1 = \int_0^\infty \gamma^{-\left(\sum_{i=1}^N \frac{\phi_i + \alpha_i S_i}{2} - p + 1\right)} e^{-q\gamma} d\gamma = q^{\left(\sum_{i=1}^N \frac{\phi_i + \alpha_i S_i}{2} - p\right)} \Gamma\left(\sum_{i=1}^N \frac{-\phi_i - \alpha_i S_i}{2} + p\right)$ [57, 3.381/4]. To represent the multiple Bernes integrals of (31) in terms of Fox's H-function, we use $S_i \rightarrow -S_i$, and apply the definition of Fox's H-function [58] to get the average BER of the CA-multihop:

$$\bar{P}_{eN}^{\text{CA}} = 1 - \prod_{i=1}^N \frac{A_i \gamma_i^{0-\frac{\phi_i}{2}} q^{\left(\sum_{i=1}^N \frac{\phi_i}{2}\right)}}{4\Gamma(p)} H_{1,1;3,1;\dots;3,1}^{0,1;0,3;\dots;0,3} \left[\begin{array}{c} \frac{\gamma_i^{0-\frac{\alpha_i}{2}}}{C_{1q} \left(\frac{\alpha_i S_1}{2}\right)} \\ \vdots \\ \frac{\gamma_i^{0-\frac{\alpha_N}{2}}}{C_{Nq} \left(\frac{\alpha_N S_N}{2}\right)} \end{array} \middle| \begin{array}{c} T_1(\gamma) \\ T_2(\gamma) \end{array} \right] \quad (32)$$

where $T_1(\gamma) = \left\{ \left\{ \left(1 - p + \sum_{i=1}^N \frac{\phi_i}{2}; \frac{\alpha_1}{2}, \dots, \frac{\alpha_N}{2}\right) \right\}; \left\{ (1 - B_1, 1), (1, 1), \left(1 + \frac{\phi_1}{2}, \frac{\alpha_1}{2}\right), \dots, \left(1 - B_N, 1\right), (1, 1), \left(1 + \frac{\phi_N}{2}, \frac{\alpha_N}{2}\right) \right\} \right\}$ and $T_2(\gamma) = \left\{ \left\{ \left(\sum_{i=1}^N \frac{\phi_i}{2}; \frac{\alpha_1}{2}, \dots, \frac{\alpha_N}{2}\right) \right\}; \left\{ (0, 1), \dots, (0, 1)_N \right\} \right\}$.

To get \bar{P}_{eD} , we use (21) in (29) and apply the definition of the Meijer's G-function:

$$\bar{P}_{eD} = \left[\frac{b^{m_A} \phi_D (A_0^2)^{\frac{\phi_D - m_A}{2} + 1} q^p}{2\Gamma(p) \gamma_D^{0-\frac{m_A}{2}} \Gamma(m_\Omega) \Gamma(m_g)} \frac{1}{2\pi i} \int_{\mathcal{L}} \frac{\Gamma\left(\frac{m_A}{2} + s\right)}{\Gamma\left(1 + \frac{m_A}{2} + s\right)} \frac{\Gamma(m_M - s) \Gamma(m_M - s) \Gamma\left(\frac{\phi_D - m_A}{2} - s\right)}{\Gamma\left(1 + \frac{\phi_D - m_A}{2} - s\right)} \left(\frac{b^2}{A_0^2 \gamma_D^0}\right)^s \right] I_2(3)$$

$$\bar{C}_N^{\text{FG}} = \prod_{i=1}^N \frac{\zeta_i A_i C_i^{-\frac{\phi_i}{\alpha_i}} \gamma^{-1}}{N \alpha_i} H_{4,3}^{1,4} \left[\prod_{i=1}^N \frac{\gamma_i^{\frac{l_i}{k}}}{C_i^{\frac{2l_i}{k\alpha_i}}} \left| \begin{array}{c} \prod_{i=1}^N (1 - \mu_i, \frac{2l_i}{k\alpha_i}), \prod_{i=1}^N (1 - \frac{\phi_i}{\alpha_i}, \frac{2l_i}{k\alpha_i}), (1, 1), (1, 1) \\ (1, 1), (0, 1), \prod_{i=1}^N (-\frac{\phi_i}{\alpha_i}, \frac{2l_i}{k\alpha_i}) \end{array} \right. \right] \quad (35)$$

$$\bar{C}_D = \frac{b^{m_A} \gamma_D^0 \phi_D(A_0^2)^{\frac{\phi-m_A}{2}+1}}{\log(2) \Gamma(m_\Omega) \Gamma(m_g)} G_{3,5}^{5,1} \left(\frac{b^2}{A_0^2 \gamma_D^0} \left| \begin{array}{c} -\frac{m_A}{4}, 1 - \frac{m_A}{4}, 1 + \frac{\phi-m_A}{2} \\ m_M, m_M, \frac{\phi-m_A}{2}, -\frac{m_A}{4}, -\frac{m_A}{4} \end{array} \right. \right) \quad (36)$$

$$\bar{C}_{12} = \prod_{i=1}^N \frac{2\zeta_i A_i C_i^{-\frac{\phi_i}{\alpha_i}} b^{m_A} \phi_D(A_0^2)^{\frac{\phi-m_A}{2}+1} \Gamma(\frac{m_A}{2}) \Gamma(1 - \frac{m_A}{2})}{N \log(2) \alpha_i \Gamma(m_\Omega) \Gamma(m_g) m_A} H_{3,4}^{3,2} \left[\prod_{i=1}^N \frac{\gamma_i^{\frac{1}{k}} b^2}{C_i^{\frac{2}{k\alpha_i}} A_0^2} \left| \begin{array}{c} R_1(\gamma) \\ R_2(\gamma) \end{array} \right. \right] \quad (37)$$

$$\bar{C}_{21} = \prod_{i=1}^N \frac{2\zeta_i A_i C_i^{-\frac{\phi_i}{\alpha_i}} b^{m_A} \phi_D(A_0^2)^{\frac{\phi-m_A}{2}+1} \Gamma(\frac{m_A}{2}) \Gamma(1 - \frac{m_A}{2})}{N \log(2) \alpha_i \Gamma(m_\Omega) \Gamma(m_g) m_A} H_{4,5}^{4,3} \left[\prod_{i=1}^N \frac{\gamma_i^{\frac{1}{k}} b^2}{C_i^{\frac{2}{k\alpha_i}}} \left| \begin{array}{c} R_1(\gamma), (1, 1) \\ (1, 1), R_2(\gamma) \end{array} \right. \right] \quad (38)$$

where $R_1(\gamma) = \{(1 - \mu_i, \frac{2}{N\alpha_i}), (1 - \frac{\phi_i}{\alpha_i}, \frac{2}{N\alpha_i}), (1 + \frac{\phi-m_A}{2}, 1)\}$ and $R_2(\gamma) = \{(m_M, 1), (m_M, 1), (\frac{\phi-m_A}{2}, 1), (-\frac{\phi_i}{\alpha_i}, \frac{2}{M\alpha_i})\}$

where $I_2 = \int_0^\gamma e^{-q\gamma} \gamma^{\frac{m_A}{2}+s+p-1} d\gamma = q^{-\left(\frac{m_A}{2}+s+p\right)} \Gamma\left(\frac{m_A}{2} + s + p\right)$. Using I_2 and applying the definition of Meijer's G-function in (33), the average BER for the access link can be expressed as

$$\bar{P}_{eD} = \frac{b^{m_A} \phi_D(A_0^2)^{\frac{\phi-m_A}{2}+1} q^{-\frac{m_A}{2}}}{2\Gamma(p) \gamma_D^{\frac{m_A}{2}} \Gamma(m_\Omega) \Gamma(m_g)} G_{3,4}^{3,2} \left(\frac{b^2}{q A_0^2 \gamma_D^0} \left| \begin{array}{c} 1 - \frac{m_A}{2} - p, 1 - \frac{m_A}{2}, 1 + \frac{\phi_D-m_A}{2} \\ m_M, m_M, \frac{\phi_D-m_A}{2}, -\frac{m_A}{2} \end{array} \right. \right) \quad (34)$$

Although multivariate Fox's H-function can be evaluated using computational software [59], it is desirable to simplify the analytical expressions in single-variate Fox's H-function for better insights on the system performance.

B. FG-Multihop with DF-assisted Access Link

In this subsection, we derive bounds on the performance of the FG-multihop backhaul combined with the shadowed access link through the DF protocol in terms of single-variate Fox's H-function. As such, we use results of Theorem 2 in Theorem 3 to analyze the system performance.

1) *Outage Probability*: Using (17) and (21) in (18), the outage probability of the FG-multihop with DF-assisted access link is

$$\overline{OP}^{\text{FG-DF}} = F_{\gamma_N}^{\text{FG}}(\gamma_{\text{th}}) + F_{\gamma_D}(\gamma_{\text{th}}) - F_{\gamma_N}^{\text{FG}}(\gamma_{\text{th}}) F_{\gamma_D}(\gamma_{\text{th}}) \quad (39)$$

where $F_{\gamma_N}^{\text{FG}}(\gamma_{\text{th}})$ and $F_{\gamma_D}(\gamma_{\text{th}})$ are the outage probabilities of CA-multihop and shadowed access link, respectively.

We apply the asymptotic expansion of single variate Fox's H-function [60, Th. 1.7] to present the outage probability of the FG-multihop systems in the high SNR:

$$\begin{aligned} \overline{OP}_{\gamma_N}^{\text{FG}\infty} = & \prod_{i=1}^N \frac{\zeta_i A_i C_i^{-\frac{\phi_i}{\alpha_i}} k}{2Nl_i} \left[\frac{\prod_{i=1}^N \Gamma(-\frac{k\alpha_i \mu_i}{2l_i}) \prod_{i=1}^N \Gamma(\frac{\phi_i}{\alpha_i} - \mu_i)}{\prod_{i=1}^N \Gamma(1 + \frac{k\alpha_i \mu_i}{2l_i}) \prod_{i=1}^N \Gamma(1 + \frac{\phi_i}{\alpha_i} - \mu_i)} \left(\prod_{i=1}^N \frac{\gamma_i^0 \frac{l_i}{k}}{C_i^{\frac{2l_i}{k\alpha_i}} \gamma} \right)^{\frac{-k\alpha_i \mu_i}{2l_i}} \right. \\ & \left. + \frac{\prod_{i=1}^N \Gamma(-\frac{k\phi_i}{2l_i}) \prod_{i=1}^N \Gamma(1 + \mu_i - \frac{\phi_i}{\alpha_i})}{\prod_{i=1}^N \Gamma(1 + \frac{k\phi_i}{2l_i})} \left(\prod_{i=1}^N \frac{\gamma_i^0 \frac{l_i}{k}}{C_i^{\frac{2l_i}{k\alpha_i}} \gamma} \right)^{\frac{-k\phi_i}{2l_i}} \right] \end{aligned} \quad (40)$$

Using $\gamma_i^0 = \gamma^0, \forall i$ with the exponent of SNR γ^0 in (40), the diversity order of the CG-multihop can be expressed as $\min\{\sum_{i=0}^N \frac{\alpha_i \mu_i}{2}, \sum_{i=0}^N \frac{\phi_i}{2}\}$. Combining the asymptotic outage probability in (27), the diversity order of the mixed system is given by

$$M_{\text{out}}^{\text{FG-DF}} = \min\left\{\sum_{i=1}^N \frac{\alpha_i \mu_i}{2}, \sum_{i=1}^N \frac{\phi_i}{2}, \frac{m_A}{2} + m_M, \frac{\phi_D}{2}\right\} \quad (41)$$

2) *Average BER*: Similar to (30), the average BER of the FG-multihop with DF relaying in the last hop can be expressed as

$$\bar{P}_e^{\text{FG-DF}} = \bar{P}_{eN}^{\text{FG}} + \bar{P}_{eD} - \bar{P}_{eN}^{\text{FG}} \bar{P}_{eD} \quad (42)$$

where \bar{P}_{eD} is already derived in (34) and \bar{P}_{eN}^{FG} is the average BER of FG-multihop link. Using (17) in (29), we get

$$\bar{P}_{eN}^{\text{FG}} = \left[\prod_{i=1}^N \frac{\zeta_i A_i C_i^{-\frac{\phi_i}{\alpha_i}}}{N\alpha_i} \frac{1}{2\pi j} \int_{\mathcal{L}} \prod_{i=1}^N \left(C_i^{\frac{2l_i}{k\alpha_i}} \gamma_i^{0-\frac{l_i}{k}} \right)^{-r} \frac{\prod_{i=1}^N \Gamma(\frac{2rl_i}{k\alpha_i} + \frac{B_i \alpha_i + \phi_i}{\alpha_i}) \Gamma(\frac{2rl_i}{k\alpha_i} + \frac{\phi_i}{\alpha_i})}{\prod_{i=1}^N \Gamma(\frac{2rl_i}{k\alpha_i} + \frac{\phi_i + \alpha_i}{\alpha_i})} \frac{\Gamma(-r)}{\Gamma(1-r)} dr \right] I_3 \quad (43)$$

where $I_3 = \int_0^\infty e^{-q\gamma} \gamma^{p-r-1} d\gamma = q^{-p+r} \Gamma(p-r)$ [57, 3.381/4]. Finally, we use the definition of Fox's H-function [58] to get

$$\bar{P}_{eN}^{\text{FG}} = \prod_{i=1}^N \frac{\zeta_i A_i C_i^{-\frac{\phi_i}{\alpha_i}} q^{-p}}{N\alpha_i} H_{3,3}^{2,2} \left[\prod_{i=1}^N \frac{\gamma_i^0 \frac{l_i}{k}}{C_i^{\frac{2l_i}{k\alpha_i}}} \left| \begin{matrix} \prod_{i=1}^N (1 - \mu_i, \frac{2l_i}{k\alpha_i}), \prod_{i=1}^N (1 - \frac{\phi_i}{\alpha_i}, \frac{2l_i}{k\alpha_i}), (1, 1) \\ (p, 1), (0, 1), \prod_{i=1}^N (-\frac{\phi_i}{\alpha_i}, \frac{2l_i}{k\alpha_i}) \end{matrix} \right. \right] \quad (44)$$

Similar to the asymptotic analysis on the outage probability in (40), average BER in the high SNR for the FG-multihop can be derived which has a similar dependence on the average SNR resulting the diversity of the system as

$$M_{P_e}^{\text{FG-DF}} = \min\left\{\sum_{i=1}^N \frac{\alpha_i \mu_i}{2}, \sum_{i=1}^N \frac{\phi_i}{2}, \frac{m_A}{2} + m_M, \frac{\phi_D}{2}\right\} \quad (45)$$

3) *Ergodic Capacity*: The ergodic capacity is an important performance metric defined as the maximum information transmission rate with an arbitrarily low error probability over a fading channel with the PDF of the SNR $f(\gamma)$:

$$\bar{C} = \int_0^\infty \log_2(1 + \gamma) f_\gamma(\gamma) d\gamma \quad (46)$$

Using (19) in (46), the ergodic capacity of the FG-multihop with DF-assisted access link is:

$$\bar{C}^{\text{FG-DF}} = \int_0^\infty \log_2(1 + \gamma) \left(f_{\gamma_N}^{\text{FG}}(\gamma) + f_{\gamma_D}(\gamma) - f_{\gamma_N}^{\text{FG}}(\gamma) F_{\gamma_D}(\gamma) - F_{\gamma_N}^{\text{FG}}(\gamma) f_{\gamma_D}(\gamma) \right) d\gamma \quad (47)$$

Lemma 1. *If γ_N is the SNR of N -hop backhaul link and γ_D is the SNR of shadowed access link, then the ergodic capacity of FG-multihop with DF-assisted shadowed access link is given by*

$$\bar{C}^{\text{FG-DF}} = \bar{C}_N^{\text{FG}} + \bar{C}_D - \bar{C}_{12} - \bar{C}_{21} \quad (48)$$

where \bar{C}_N^{FG} , \bar{C}_D , \bar{C}_{12} , and \bar{C}_{21} are given in (35), (36), (71), and (38), respectively.

Proof: See Appendix E. ■

C. FG-Multihop with FG-assisted Access Link

Although the DF protocol (which requires the channel state information (CSI) to decode the transmitted signal) achieves a near-optimal performance, the simpler FG relaying is desirable where the gain of the relay is fixed using statistical information of the received signal. Thus, we derive analytical expressions of the FG-multihop backhaul link combined with the shadowed access link also through the FG protocol realizing an all FG-assisted multihop relaying for the mixed system. As such, we use the results of Theorem 4 to analyze the system performance.

First, we can find an exact expression of the outage probability by evaluating the CDF in (24) at $\gamma = \gamma_{\text{th}}$. In the following Lemma 2, we present an expression for the asymptotic outage probability at a high SNR:

Lemma 2. *If γ_N is the SNR of N -hop backhaul link and γ_D is the SNR of shadowed access link, then an expression of the outage probability at a high SNR $P_{\text{out}}^{\text{FG-FG}^\infty}$ is given in (50), and the diversity order is given as*

$$M_{\text{out}}^{\text{FG-FG}} = \min \left\{ \sum_{i=1}^N \frac{\alpha_i \mu_i}{2}, \sum_{i=1}^N \frac{\phi_i}{2}, \frac{m_A}{2} + m_M, \frac{\phi_D}{2} \right\} \quad (49)$$

Proof: Note that the asymptotic expansion of the multivariate Fox's H-function at the dominant pole [54] can not be applied to the bivariate Fox's H-function in (24) since the average

$$\begin{aligned}
F_{\gamma}^{\text{FG-FG}^{\infty}}(\gamma_{\text{th}}) = & \prod_{i=1}^N \frac{\zeta_i A_i C_i^{-\frac{\phi_i}{\alpha_i}} b^{m_A} \phi_D (A_0^2)^{\frac{\phi-m_A}{2}+1} \psi^{\frac{m_A}{2}}}{2N\alpha_i \Gamma(m_{\Omega}) \Gamma(m_g) \gamma_D^{\frac{m_A}{2}}} \left[\left(\frac{\Gamma(m_M - \frac{m_A}{2}) \Gamma(m_M - \frac{m_A}{2}) \Gamma(-m_A) \prod_{i=1}^N \Gamma(\mu_i)}{(\frac{\phi_D}{2} - m_A) \prod_{i=1}^N \frac{\phi_i}{\alpha_i}} \left(\prod_{i=1}^N \frac{C_i^{\frac{2l_i}{k\alpha_i}} \gamma_{\text{th}}}{\gamma_i^{\frac{l_i}{k}}} \right)^{m_A} \right. \right. \\
& \left(\frac{b^2 \psi}{A_0^2 \gamma_D^0} \right)^{m_A} + \frac{2\Gamma(-\frac{m_A}{2} - m_M) \prod_{i=1}^N \Gamma(\mu_i - \frac{l_i(m_A - 2m_M)}{k\alpha_i})}{(\frac{m_A - 2m_M}{2}) (1 + \frac{\phi - m_A}{2} - m_M) \Gamma(\frac{2m_M - m_A}{2}) \prod_{i=1}^N (\frac{\phi_i}{\alpha_i} - \frac{l_i(m_A - 2m_M)}{k\alpha_i})} \left(\prod_{i=1}^N \frac{C_i^{\frac{2l_i}{k\alpha_i}} \gamma_{\text{th}}}{\gamma_i^{\frac{l_i}{k}}} \right)^{\frac{m_A + 2m_M}{2}} \left(\frac{b^2 \psi}{A_0^2 \gamma_D^0} \right)^{m_M} \\
& + \frac{\Gamma(m_M - (\frac{\phi_D - m_A}{2})) \Gamma(m_M - (\frac{\phi_D - m_A}{2})) \prod_{i=1}^N \Gamma(\mu_i - \frac{l_i(2m_A - \phi_D)}{k\alpha_i})}{(\frac{2m_A - \phi_D}{2}) (-\frac{\phi_D}{2}) \Gamma(\frac{\phi_D - 2m_A}{2}) \prod_{i=1}^N (\frac{\phi_i}{\alpha_i} - \frac{l_i(2m_A - \phi_D)}{k\alpha_i})} \left(\prod_{i=1}^N \frac{C_i^{\frac{2l_i}{k\alpha_i}} \gamma_{\text{th}}}{\gamma_i^{\frac{l_i}{k}}} \right)^{\frac{\phi_D}{2}} \left(\frac{b^2 \psi}{A_0^2 \gamma_D^0} \right)^{\frac{\phi_D - m_A}{2}} \\
& + \frac{\Gamma(m_M + \frac{m_A}{2}) \Gamma(m_M + \frac{m_A}{2}) \prod_{i=1}^N \Gamma(\mu_i - \frac{2l_i m_A}{k\alpha_i})}{(m_A) (\frac{\phi_D}{2}) \Gamma(-m_A) \prod_{i=1}^N (\frac{\phi_i}{\alpha_i} - \frac{2l_i m_A}{k\alpha_i})} \left(\frac{b^2 \psi}{A_0^2 \gamma_D^0} \right)^{-\frac{m_A}{2}} \left(\prod_{i=1}^N \frac{C_i^{\frac{2l_i}{k\alpha_i}} \gamma_{\text{th}}}{\gamma_i^{\frac{l_i}{k}}} \right)^{m_M} \\
& + \left(\frac{\Gamma(-\frac{m_A}{2} - m_M) \prod_{i=1}^N 2\Gamma(\frac{m_A}{2} - \frac{k\alpha_i \mu_i}{2l_i} + m_M)}{\prod_{i=1}^N (\frac{\phi_i}{\alpha_i} - \mu_i) (\frac{k\alpha_i \mu_i}{2l_i}) \Gamma(-\frac{k\alpha_i \mu_i}{2l_i}) (\frac{\phi_D - m_A}{2} - m_M)} \left(\frac{b^2 \psi}{A_0^2 \gamma_D^0} \right)^{m_M} \right. \\
& + \frac{\Gamma(m_M - \frac{\phi_D - m_A}{2}) \Gamma(m_M - \frac{\phi_D - m_A}{2}) \Gamma(-\frac{\phi_D}{2}) \prod_{i=1}^N \Gamma(-\frac{k\alpha_i \mu_i}{2l_i} + \frac{\phi_D}{2})}{\prod_{i=1}^N (\frac{\phi_i}{\alpha_i} - \mu_i) (\frac{k\alpha_i \mu_i}{2l_i}) \Gamma(-\frac{k\alpha_i \mu_i}{2l_i})} \left(\frac{b^2 \psi}{A_0^2 \gamma_D^0} \right)^{\frac{\phi_D - m_A}{2}} \\
& + \frac{\Gamma(m_M + \frac{m_A}{2}) \Gamma(m_M + \frac{m_A}{2})}{\frac{\phi_D}{2} \prod_{i=1}^N (\frac{\phi_i}{\alpha_i} - \mu_i) (\frac{k\alpha_i \mu_i}{2l_i})} \left(\frac{b^2 \psi}{A_0^2 \gamma_D^0} \right)^{-\frac{m_A}{2}} \left(\prod_{i=1}^N \frac{C_i^{\frac{2l_i}{k\alpha_i}} \gamma_{\text{th}}}{\gamma_i^{\frac{l_i}{k}}} \right)^{\frac{k\alpha_i \mu_i}{2l_i}} + \left(\frac{\Gamma(-\frac{m_A}{2} - m_M) \prod_{i=1}^N 2\Gamma(\frac{m_A}{2} - \frac{k\phi_i}{2l_i} + m_M) \Gamma(\mu_i - \frac{\phi_i}{\alpha_i})}{(\frac{\phi_D - m_A}{2} - m_M) \prod_{i=1}^N \Gamma(-\frac{k\phi_i}{2l_i}) (\frac{k\phi_i}{2l_i})} \left(\frac{b^2 \psi}{A_0^2 \gamma_D^0} \right)^{m_M} \right. \\
& + \frac{\Gamma(m_M - \frac{\phi_D - m_A}{2}) \Gamma(m_M - \frac{\phi_D - m_A}{2}) \Gamma(-\frac{\phi_D}{2}) \prod_{i=1}^N \Gamma(-\frac{k\phi_i}{2l_i} + \frac{\phi_D}{2}) \Gamma(\mu_i - \frac{\phi_i}{\alpha_i})}{\prod_{i=1}^N \Gamma(-\frac{k\phi_i}{2l_i}) (\frac{k\phi_i}{2l_i})} \left(\frac{b^2 \psi}{A_0^2 \gamma_D^0} \right)^{\frac{\phi_D - m_A}{2}} \\
& \left. \left. + \frac{\Gamma(m_M + \frac{m_A}{2}) \Gamma(m_M + \frac{m_A}{2}) \prod_{i=1}^N \Gamma(\mu_i - \frac{\phi_i}{\alpha_i})}{\frac{\phi_D}{2} \prod_{i=1}^N (\frac{k\phi_i}{2l_i})} \left(\frac{b^2 \psi}{A_0^2 \gamma_D^0} \right)^{-\frac{m_A}{2}} \left(\prod_{i=1}^N \frac{C_i^{\frac{2l_i}{k\alpha_i}} \gamma_{\text{th}}}{\gamma_i^{\frac{l_i}{k}}} \right)^{\frac{k\phi_i}{2l_i}} \right] \right] \quad (50)
\end{aligned}$$

SNR term appears in both numerator and denominator of the contour integrals. Thus, we expand the Mellin-Barnes integrals of the bivariate Fox's H-function and adopt the asymptotic expansion of the single-variate Fox's H-function [60, Th. 1.11] by converting $S_1 \rightarrow -S_1$. We compute the corresponding poles of the first contour integral \mathcal{L}_1 : $S_1 = \{\frac{m_A + 2S_2}{2}, \sum_{i=1}^N \frac{k\alpha_i \mu_i}{2l_i}, \sum_{i=1}^N \frac{k\phi_i}{2l_i}\}$ and poles of the second contour integral \mathcal{L}_2 : $S_2 = \{\frac{m_A}{2}, m_M, \frac{\phi - m_A}{2}, -\frac{m_A}{2}\}$. Evaluating the residues of the contour integrals at these poles with $\gamma_i^0 = C$ and $\gamma_D^0 = \gamma_i^0 = \gamma^0, \forall i$, we present the asymptotic expression of the outage probability in (50). Combining the dominant terms of γ^0 in (50), we get the diversity order of the system in (49). ■

Next, we analyze the average BER of the FG-assisted multihop relaying in the following Lemma:

Lemma 3. *If γ_N is the SNR of N -hop backhaul link and γ_D is the SNR of shadowed access link, then the average BER of FG-multihop with FG-assisted access link is*

$$\bar{P}_e^{\text{FG-FG}} = \prod_{i=1}^N \frac{\zeta_i A_i C_i^{-\frac{\phi_i}{\alpha_i}} b^{m_A} \phi_D (A_0^2)^{\frac{\phi_D - m_A}{2} + 1} \psi^{\frac{m_A}{2}}}{4N\Gamma(p)\alpha_i \gamma_D^{\frac{m_A}{2}} \Gamma(m_{\Omega}) \Gamma(m_g)} H_{1,0;3,4;1,4}^{0,1;2,2;4,0} \left[\prod_{i=1}^N \frac{\gamma_i^{\frac{l_i}{k}} q}{C_i^{\frac{2l_i}{k\alpha_i}}}, \frac{b^2 \psi}{A_0^2 \gamma_D^0} \middle| \begin{matrix} X_1(\gamma) \\ X_2(\gamma) \end{matrix} \right] \quad (51)$$

where $X_1(\gamma) = \left\{ \left\{ \left(1 - \frac{m_A}{4}, 1, 1\right) \right\}; \left\{ \left(1 - \mu_1, \frac{2l_1}{k\alpha_1}\right), \dots, \left(1 - \mu_N, \frac{2l_N}{k\alpha_N}\right), \left(1 - \frac{\phi_1}{\alpha_1}, \frac{2l_1}{k\alpha_1}\right), \dots, \left(1 - \right. \right. \right.$

$$\left. \frac{\phi_N}{\alpha_N}, \frac{2l_N}{k\alpha_N} \right), (1, 1) \}; \left\{ 1 + \frac{\phi_{D-m_A}}{2}, 1 \right\} \} \text{ and } X_2(\gamma) = \left\{ \{ - \}; \{ (p, 1), (0, 1), \left(-\frac{\phi_1}{\alpha_1}, \frac{2l_1}{k\alpha_1} \right), \dots, \left(-\frac{\phi_N}{\alpha_N}, \frac{2l_N}{k\alpha_N} \right), (1, 1) \}; \{ (m_M, 1), (m_M, 1), \left(\frac{\phi_{D-m_A}}{2}, 1 \right), \left(-\frac{m_A}{2}, 1 \right) \} \right\}.$$

Proof: Using (24) in (29), we get

$$\bar{P}_e^{\text{FG-FG}} = \left[\prod_{i=1}^N \frac{\zeta_i A_i C_i^{-\frac{\phi_i}{\alpha_i}} b^{m_A} \phi_D(A_0^2)^{\frac{\phi_{D-m_A}}{2}+1} \psi^{\frac{m_A}{2}} q^p}{4N\Gamma(p)\alpha_i\gamma_D^{\frac{m_A}{2}}\Gamma(m_\Omega)\Gamma(m_g)} \frac{1}{2\pi i} \int_{\mathcal{L}_1} \Gamma\left(\frac{m_A}{2} + S_1 + S_2\right) \frac{\prod_{i=1}^N \Gamma\left(\frac{B_i\alpha_i + \phi_i}{\alpha_i} + \frac{2l_i}{k\alpha_i} S_1\right) \Gamma\left(\frac{\phi_i}{\alpha_i} + \frac{2l_i}{k\alpha_i} S_1\right)}{\prod_{i=1}^N \Gamma\left(\frac{\phi_i + \alpha_i}{\alpha_i} + \frac{2l_i}{k\alpha_i} S_1\right) \Gamma(S_1)} \right. \\ \left. \frac{\Gamma(-S_1)}{\Gamma(1-S_1)} \frac{1}{2\pi i} \int_{\mathcal{L}_2} \frac{\Gamma(m_M - S_2) \Gamma(m_M - S_2) \Gamma\left(\frac{\phi_{D-m_A}}{2} - S_2\right) \Gamma\left(-\frac{m_A}{2} - S_2\right)}{\Gamma\left(1 + \frac{\phi_{D-m_A}}{2} - S_2\right)} \left(\prod_{i=1}^N \frac{\gamma_i^{\frac{l_i}{k}}}{C_i^{\frac{2l_i}{k\alpha_i}}} \right)^{S_1} \left(\frac{b^2 \psi}{A_0^2 \gamma_D^0} \right)^{S_2} dS_1 dS_2 \right] I_7 \quad (52)$$

where $I_7 = \int_0^\infty \gamma^{p-1-S_1} e^{-q\gamma} d\gamma$ is solved utilizing [57, 3.381/4] to get $q^{S_1-p} \Gamma(p-S_1)$. Substituting I_7 in (52) and applying the definition of Fox's H-function [58], we get the average BER of mixed FG-AF relaying system in (51). ■

The asymptotic expression of average BER for N -hops can be obtained by following the similar procedure as adopted for outage probability with the same diversity order as given in (49).

Finally, we analyze the ergodic capacity performance of the considered system:

Lemma 4. *If γ_N is the SNR of N -hop backhaul link and γ_D is the SNR of shadowed access link, then the ergodic capacity of FG-multihop with FG-assisted access link is*

$$\bar{C}^{\text{FG-FG}} = \prod_{i=1}^N \frac{\zeta_i A_i C_i^{-\frac{\phi_i}{\alpha_i}} b^{m_A} \phi_D(A_0^2)^{\frac{\phi_{D-m_A}}{2}+1} \psi^{\frac{m_A}{2}+1}}{2N \text{Log}(2) \alpha_i \gamma_D^{\frac{m_A}{2}+1} \Gamma(m_\Omega) \Gamma(m_g)} H_{1,0:4,4:1,4}^{0,1:1,4:4,0} \left[\prod_{i=1}^N \frac{\gamma_i^{\frac{l_i}{k}}}{C_i^{\frac{2l_i}{k\alpha_i}}}, \frac{b^2 \psi}{A_0^2 \gamma_D^0} \middle| \begin{matrix} \tilde{X}_1(\gamma) \\ \tilde{X}_2(\gamma) \end{matrix} \right] \quad (53)$$

where $\tilde{X}_1(\gamma) = \left\{ \left\{ \left(-\frac{m_A}{4}, 1, 1 \right) \right\}; \left\{ (1, 1), (1, 1), (1-\mu_1, \frac{2l_1}{k\alpha_1}), \dots, (1-\mu_N, \frac{2l_N}{k\alpha_N}), (1-\frac{\phi_1}{\alpha_1}, \frac{2l_1}{k\alpha_1}), \dots, (1-\frac{\phi_N}{\alpha_N}, \frac{2l_N}{k\alpha_N}) \right\}; \left\{ 1 + \frac{\phi_{D-m_A}}{2}, 1 \right\} \right\}$ and $\tilde{X}_2(\gamma) = \left\{ \{ - \}; \{ (1, 1), \left(-\frac{\phi_1}{\alpha_1}, \frac{2l_1}{k\alpha_1} \right), \dots, \left(-\frac{\phi_N}{\alpha_N}, \frac{2l_N}{k\alpha_N} \right), (1, 1), (0, 1) \}; \{ (m_M, 1), (m_M, 1), \left(\frac{\phi_{D-m_A}}{2}, 1 \right), \left(-\left(1 + \frac{m_A}{2} \right), \frac{1}{2} \right) \} \right\}.$

Proof: Using (23) in $\int_0^\infty \log_2(1+\gamma) f_\gamma(\gamma) d\gamma$ with the definition of the bivariate Fox's H-function:

$$\bar{C}^{\text{FG-FG}} = \left[\prod_{i=1}^N \frac{\zeta_i A_i C_i^{-\frac{\phi_i}{\alpha_i}} b^{m_A} \phi_D(A_0^2)^{\frac{\phi_{D-m_A}}{2}+1} \psi^{\frac{m_A}{2}+1}}{2N\alpha_i\gamma_D^{\frac{m_A}{2}+1}\Gamma(m_\Omega)\Gamma(m_g)} \frac{1}{2\pi i} \int_{\mathcal{L}_1} \frac{\prod_{i=1}^N \Gamma\left(\frac{B_i\alpha_i + \phi_i}{\alpha_i} + \frac{2l_i}{k\alpha_i} S_1\right) \prod_{i=1}^N \Gamma\left(\frac{\phi_i}{\alpha_i} + \frac{2l_i}{k\alpha_i} S_1\right)}{\prod_{i=1}^N \Gamma\left(1 - \frac{\phi_i + \alpha_i}{\alpha_i} + \frac{2l_i}{k\alpha_i} S_1\right)} \frac{1}{2\pi i} \int_{\mathcal{L}_2} \frac{\Gamma(m_M - S_2) \Gamma(m_M - S_2) \Gamma\left(\frac{\phi_{D-m_A}}{2} - S_2\right) \Gamma\left(-\frac{m_A}{2} - S_2\right)}{\Gamma\left(1 + \frac{\phi_{D-m_A}}{2} - S_2\right)} \left(\prod_{i=1}^N \frac{\gamma_i^{\frac{l_i}{k}}}{C_i^{\frac{2l_i}{k\alpha_i}}} \right)^{S_1} \left(\frac{b^2 \psi}{A_0^2 \gamma_D^0} \right)^{S_2} \frac{\Gamma\left(-\frac{m_A}{2} - 1 - \frac{S_2}{2}\right) \Gamma\left(\frac{m_A}{2} + 1 + S_1 + S_2\right)}{\Gamma(S_1)} dS_1 dS_2 \right] I_8 \quad (54)$$

where $I_8 = \int_0^\infty \log_2(1+\gamma) \gamma^{-(s_1+1)} d\gamma = \frac{\pi \text{Csc}(\pi S_1)}{S_1 \text{Log}(2)}$ [57, 4.293.3]. Further, we use the identity $\pi \text{Csc}(\pi a) = \Gamma(a) \Gamma(1-a)$ to get $I_8 = \frac{\Gamma(S_1) \Gamma(1-S_1) \Gamma(S_1)}{\text{Log}(2) \Gamma(1+S_1)}$. Thus, applying [61, 1.1], we get the ergodic capacity in (53). ■

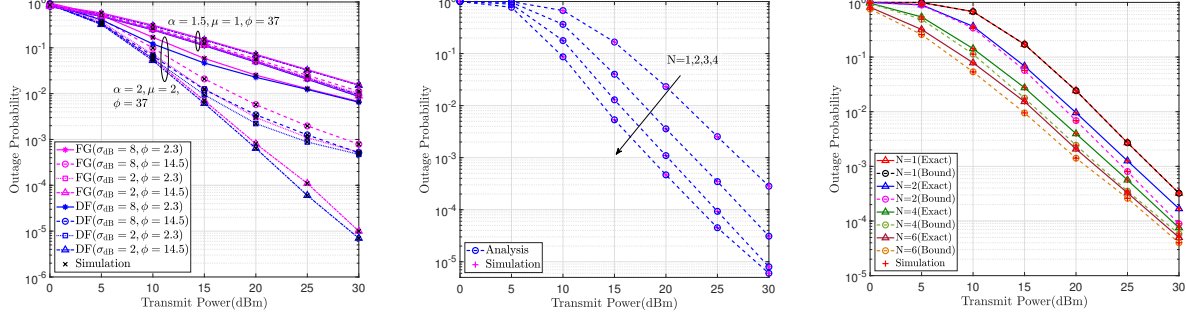
TABLE I: List of Simulation Parameters

Parameter	Value	Parameter	Value
THz carrier frequency	300 GHz	α	1-2
THz signal bandwidth	10 GHz	μ	0.5-2
Antenna Gain (Backhaul link)	33	dBi Ω	1
Antenna Gain (Access link)	10	dBi σ_{dB}	2-8.6
Transmit power	0-40 dBm	m_Ω	—
Noise PSD	-174 dBm/Hz	m_g	1-5
Noise figure	5 dB	ϕ_i	37
Antenna aperture radius (r_1)	10 cm	ϕ_D	2.3 – 14.5
Jitter standard deviation (σ_s)	5-20 cm	w_z/r	6

IV. SIMULATION AND NUMERICAL ANALYSIS

In this section, we demonstrate the performance of multihop-assisted backhaul mixed with the shadowed access link using computer simulations. We validate the derived analytical expressions with Monte-Carlo simulations by numerically evaluating Meijer’s G and Fox’s H functions. To compute Meijer’s G-function and single-variate Fox’s H-function, we use the standard library in MATLAB and Mathematica, and use implementation codes of bivariate Fox’s H-function and multivariate Fox’s H-function [59] [62]. We consider varying backhaul link distance in the range of $d_1 = 10$ m to $d_1 = 80$ m with equidistant relay position and a fixed distance of $d_2 = 20$ m for the access link. This network configuration is typical for the cell-free architecture [63]. The absorption coefficient k_i and k_D is calculated for both backhaul and access link using relative humidity 50%, atmospheric pressure 101325 Pa, temperature 296° K at a carrier frequency 300 GHz. We list the parameters for channel fading, AWGN, and pointing errors in Table I. As such, we consider various non-linearity parameters α and multipath clustering μ for the backhaul link with varying shadowing severity (σ_{dB}) and short term fading (m_g) in the access link. Unless specified, we adopt higher pointing errors in the access link than the backhaul link, i.e., $\phi_D < \phi_i$, $\forall i$.

We delve into the inquisition “how many AF-assisted relays are required in the backhaul to extend the communication range with $N + 1$ hops to achieve at least the same performance of the mixed link with $N = 1$ as a reference?” Thus, we demonstrate the impact of number of hops in the backhaul link on the outage probability, average BER, and ergodic capacity of the multihop-assisted backhaul by considering three scenarios: a typical dual-hop system with $N = 1$, CA-multihop with $N > 1$ integrated with the access link through the DF protocol,



(a) Single-relay system at $d_1 = 20$ m. (b) CA-multihop relaying with DF in the last hop, $d_1 = 50$ m. (c) FG-multihop relaying with FG in the last hop, $d_1 = 50$ m.

Fig. 2: Outage probability of the mixed multihop relaying system with $m_g = 1$, $\phi_i = 37$, and $d_2 = 20$ m.

and FG-multihop with $N > 1$ integrated with the access link through the FG relaying. Unless stated otherwise, we consider the transmission distance of the backhaul link $d_1 = 20$ m for the $N = 1$ scenario and the extended link distance $d_1 = 50$ m with multihop relaying at a fixed access link $d_2 = 20$ m. We plot the performance of the mixed link with CA-multihop and FG-multihop separately in sub-figures for a better presentation of the results. Note that the performance obtained by FG-multihop with DF in the last hop is similar to other relaying configurations, and thus not plotted for brevity.

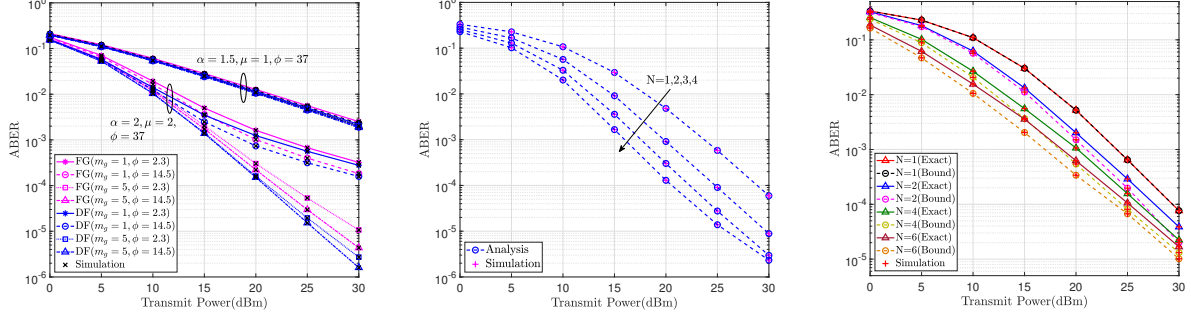
We plot the outage probability of the mixed multihop relaying system in Fig. 2. We demonstrate the impact of channel fading, shadowing, and pointing errors on the performance of the mixed system by considering a single relay (i.e., a typical dual-hop transmission with $N = 1$) to integrate the backhaul with the access system in Fig. 2. We vary channel characteristics of the access link at different shadowing factors $\sigma_{dB} = 2$ and $\sigma_{dB} = 8$ at a short-term fading $m_g = 1$ considering both lower ($\phi_D = 2.3$) and higher ($\phi_D = 14.5$) pointing errors with the backhaul link consisting of two sets $\alpha = 2, \mu = 2$ and $\alpha = 1.5, \mu = 1$ with pointing error parameter $\phi = 37$. Note that $\phi = 37, \phi_D = 14.5$, and 2.3 corresponds to the jitters variance of $\sigma_s^2 = 5$ cm, $\sigma_s^2 = 8$ cm, and 20 cm, respectively [37]. We fix the link distance of 20 m for both the hops. It can be seen from Fig. 2(a) that higher values of α and μ improve the outage probability since an increase in α and μ reduces the non-linearity effect and improves multipath clustering, respectively. Further, Fig. 2(a) shows that an increase in the pointing errors (depicted by a decrease of ϕ_D from 14.5 to 2.3) of the access link decreases the outage performance by a factor 10 when $\alpha = 2, \mu = 2$, and $\phi = 14.5$ at a transmit power of 30 dBm. Moreover, the outage probability is significantly

degraded when the shadowing factor is increased from 2dB (less shadowing) to 8dB (severe shadowing).

We demonstrate the impact of multihop relaying on the outage performance as illustrated in Fig. 2(b) and Fig. 2(c) by considering $\sigma_{dB} = 2$, $\phi_D = 14.5$, $\alpha = 2$, $\mu = 2$, $d_1 = 50\text{m}$ and $d_2 = 20\text{m}$. It can be seen that the outage probability of the mixed link significantly improves with an increase in the number relays employed in the backhaul link. As such the CA-assisted system with an $N = 4$ relays requires 10 dBm lesser transmit power to get a typical outage probability of 3×10^{-3} , as shown in Fig. 2(b). However, there is a 5 dBm transmit power saving with the FG-assisted relaying, as depicted in Fig. 2(c) due to the folding of background noise from previous hops. Comparing the two AF relaying schemes, the FG-assisted system requires 6 hops as compared with only 3 hops when the CA relaying is employed to achieve a similar outage performance 2×10^{-4} at a transmit power of 25 dBm. Further, observing the scaling of outage probability with N , it can be seen that the cumulative gain of the AF-assisted multihop system (see Fig. 2(b) and Fig. 2(c)) reduces with an increase in the number of hops advocating the use of a limited number of relays. Comparing the outage probability in Fig. 2(a) and plot with $N = 4$ in Fig. 2(b), it can be seen that the multihop relaying in the backhaul extends the communication range from $d_1 = 20\text{ m}$ to $d_1 = 50\text{ m}$ with similar outage performance using 3 relays providing an average of 8 m range extension with each additional relay.

To this end, we choose judiciously channel parameters in Fig. 2 to demonstrate the diversity order of the system. Note that $m_A = m_\Omega + m_g$ and $m_M = m_\Omega - m_g$, where $m_\Omega = 18.36$ when $\sigma_{dB} = 2$ and $m_\Omega = 0.75$ when $\sigma_{dB} = 8$. Using $M_{\text{out}} = \min\left\{\frac{\alpha\mu}{2}, \frac{\phi}{2}, \frac{m_A}{2} + m_M, \frac{\phi_D}{2}\right\}$, the diversity order is $M_{\text{out}} = \frac{\alpha\mu}{2} = 0.75$ (when $\alpha = 1.5$ and $\mu = 1$) since $\frac{\alpha\mu}{2}$ is the minimum among other channel and pointing error parameters. Thus, the slope of plots for $\alpha = 1.5$ and $\mu = 1$ in Fig. 2(a) remains independent of other channel parameters i.e., σ_{dB} , ϕ_D , and m_g . However, when $\alpha = 2$ and $\mu = 2$, the outage-diversity order $M_{\text{out}} = 0.62$ depends on the fading parameters of the access link when $\sigma_{dB} = 8$ and becomes $M_{\text{out}} = 1.15$ when $\sigma_{dB} = 2$, which depends on the minimum of pointing errors of the backhaul and shadowed links. Hence, the slope of the plots in Fig. 2(a) confirms our analysis of the diversity order. The effect of multihop relaying N on the diversity order can also be observed from the slope of plots, as shown in Fig. 2(b) and Fig. 2(c).

In Fig. 3, we demonstrate the average BER performance of the mixed multihop relaying system. We compare the average BER performance of the $N = 1$ system with FG/DF relaying at the access link (see Fig. 3(a)), CA-multihop with DF-assisted access link (see Fig. 3(b)) and FG-multihop with FG in the last hop (see Fig. 3(c)). Comparing Fig. 3 with the outage probability



(a) Single-relay system at $d_1 = 20$ m. (b) CA-multihop relaying with DF in the last hop, $d_1 = 50$ m. (c) FG-multihop relaying with FG in the last hop, $d_1 = 50$ m.

Fig. 3: Average BER of the mixed multihop relaying system with $\sigma_{dB} = 5$, $\phi_i = 37$, and $d_2 = 20$ m.

in Fig. 2, we can draw similar conclusions since the average BER follows a similar trend as that of the outage probability with for the same network configuration. We investigate the impact of short-term fading m_g of the access link on the average BER. Fig. 3(b) shows that the average BER significantly degraded when the factor m_g is reduced from 5 to 1. This happens due to a decrease in the multipath clustering, thereby worsening the channel condition. We can compare Fig. 3(b) and Fig. 3(c) with Fig. 3(a) to infer that multihop relaying with additional 3 relays (i.e., $N = 4$) in the backhaul extends the communication link to 70m achieving the similar BER performance with $N = 1$ system at a total link distance of 40m. Further, the diversity order using average BER is $M_{\bar{P}_e} = \frac{\alpha\mu}{2} = 0.75$ when $\sigma_{dB} = 5$ (i.e., $m_\Omega = 2.5$) with $\alpha = 1.5$ and $\mu = 1$ since the slope of the plots in Fig. 3(a) does not change with variation in other channel parameters. However, with $\alpha = 2$ and $\mu = 2$, the BER-diversity order becomes $M_{\bar{P}_e} = 1.15$ when $m_g = 5$ and becomes $M_{\bar{P}_e} = 3.25$ when $m_g = 1$. The slope of the plots in Fig. 3 clearly demonstrate the impact of pointing errors, fading parameters, and number of relays on the average BER performance.

Finally, we present the ergodic capacity performance of the mixed THz system in Fig. 4. For the single-relay system, the ergodic capacity is shown in Fig. 4(a) with $\sigma_{dB} = 5$ and $m_g = 3$ and different link distances. It can be seen that the ergodic capacity decreases by almost 2 bits/sec/Hz if the link distance is increased from 40m to 80m. Further, fading parameters α and μ have a significant impact on the capacity performance. A substantial increase of 3 bits/sec/Hz can be observed when α is increased from 1 and 2 and μ from 0.5 to 2. In Fig. 4(b) and Fig. 4(c), we vary the multihop-assisted backhaul link from $d_1 = 10$ m to $d_1 = 80$ m while keeping d_2 fixed

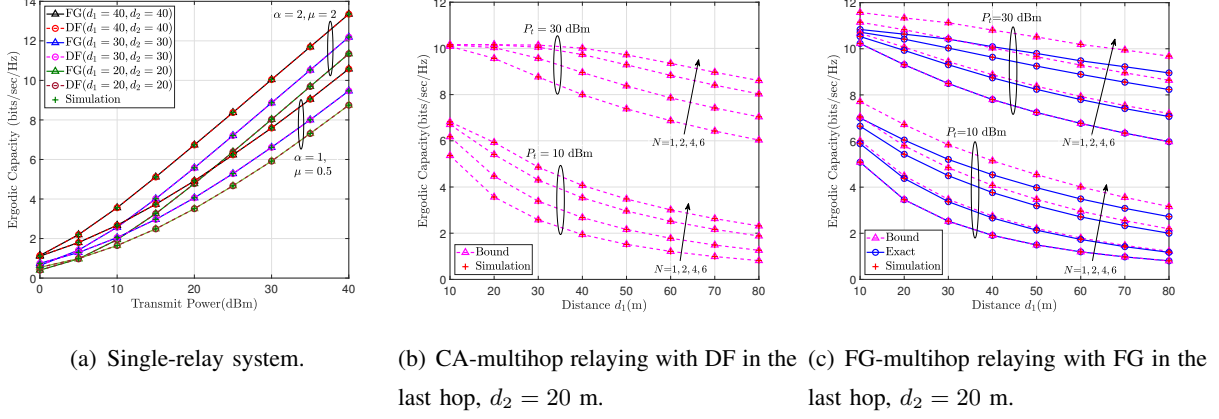


Fig. 4: Ergodic capacity of the mixed multihop relaying system with $\sigma_{dB} = 5$, $m_g = 3$, $\phi_i = 37$, and $\phi_D = 14.5$.

at 20m and plot the scaling of ergodic capacity with number of relays N at two transmitted powers $P_t = 10$ dBm and $P_t = 30$ dBm with $\alpha = 2$ and $\mu = 2$ fading parameters. There is a gain in the ergodic capacity of the mixed systems with an increase in the number of relays in the backhaul link. The figures show that there is a considerable improvement in the ergodic capacity (in the extent of 2 bits/sec/Hz) when the number of relays are increased from 1 to 6 in backhaul link extending the range up to 80 m. It can also be seen that the ergodic capacity is improved by almost 6 bits/sec/Hz when the transmitted power is increased from 10 dBm to 30 dBm at $d_1 = 50$ m.

In all the above plots, we validated numerical evaluation of analytical expressions with the simulation results. Fig. 2, Fig. 3, and Fig. 4 show that the numerical computation of the derived analytical expressions has an excellent agreement with the simulations for the mixed system having CA-multihop relaying in the backhaul and FG relaying for the last hop with $N = 1$ since the derived expressions are exact. However, there exists a gap between the derived upper bound and simulation results when the number of relays becomes large when FG-multihop relaying is employed in the backhaul link.

V. CONCLUSION AND FUTURE WORK

In this paper, we evaluated the performance of an $N+1$ -hop THz system consisting of an N -hop backhaul link and a single-hop shadowed radio access link over THz band. We modeled the backhaul with generalized i.i.d α - μ fading and the access link with a composite generalized- K shadowed fading channel both combined with pointing errors and path loss due to the atmospheric

turbulence. We developed statistical results of the mixed $N + 1$ -hop link by deriving exact and upper bounds of the PDF and CDF of the SNR of AF-assisted N -hop system integrated with shadowed access link using both DF and AF relaying protocols. We analyzed the impact of multiple relays in the backhaul link for extending the communication range using outage probability, average BER, and ergodic capacity performance of the CA/FG-assisted multihop with CG/DF protocol in the last hop. The diversity order shows that a sufficient number of relays can mitigate the effect of fading and pointing errors in the multihop-assisted backhaul limiting the high SNR performance of the mixed system on the channel fading of the single-hop access link when a sufficient beam-width is used in the last hop for signal transmission. Extensive simulation and numerical analysis are presented to show that 4 relays are required to extend the backhaul range from 20 m to 50 m using CA-assisted multihop relaying while few more relays are required for the simpler FG-assisted multihop due to the folding of background noise from previous hops. Further, the cumulative gain of the AF-assisted multihop system reduces with an increase in the number of hops advocating the use of limited number of relays. We envision that the proposed analysis can provide several design and deployment criteria for THz based ultra high-speed wireless network for high end applications. A future scope of the work can include the impact of hardware impairment for multihop THz transmissions.

APPENDIX A: PROOF OF THEOREM 1

We use the moment generating function (MGF) for the reciprocal of SNR in (5) to find an expression of CDF [7]:

$$F_{\gamma_N}^{\text{CA}}(\gamma) = 1 - \mathcal{L}^{-1}\left(\frac{\mathcal{M}_{\frac{1}{\gamma_N^{\text{CA}}}}(s)}{s}\right)\Big|_{s=1/\gamma} \quad (55)$$

where $\mathcal{L}^{-1}(\cdot)$ denotes the inverse Laplace transform, s is the complex-valued variable. The MGF of sum of N independent random variables $\frac{1}{\gamma_N^{\text{CA}}} = \sum_{i=1}^N \frac{1}{\gamma_i} \mathcal{M}_{\frac{1}{\gamma_i^{\text{CA}}}}(\cdot)$ is defined as

$$\mathcal{M}_{\frac{1}{\gamma}}(s) = \prod_{i=1}^N \mathcal{M}_{\frac{1}{\gamma_i}}(s) \quad (56)$$

where the MGF of $\frac{1}{\gamma_i}$ is given by

$$\mathcal{M}_{\frac{1}{\gamma_i}}(s) = \int_0^\infty e^{-s/\gamma_i} f_{\gamma_i}(\gamma) d\gamma \quad (57)$$

Substituting (4) in (57) and solving the inner integral $\int_0^\infty e^{-s/\gamma} \gamma^{\frac{\phi_i + \alpha_i S_1}{2} - 1} d\gamma = s^{\frac{\phi_i + \alpha_i S_1}{2}} \Gamma\left(-\frac{\phi_i}{2} - \frac{\alpha_i S_1}{2}\right)$ with the definition of Fox's H-function [58], we get

$$\mathcal{M}_{\frac{1}{\gamma_i}}(s) = \frac{A_i s^{\frac{\phi_i}{2}}}{2\gamma_N^0 \frac{\phi_i}{2}} H_{1,3}^{3,0} \left[\frac{C_i s^{\frac{\alpha_i}{2}}}{\gamma_N^0 \frac{\alpha_i}{2}} \middle| \begin{matrix} (1, 1) \\ (B_i, 1), (0, 1), \left(-\frac{\phi_i}{2}, \frac{\alpha_i}{2}\right) \end{matrix} \right] \quad (58)$$

Using (58) and (56) in (55) and applying the inverse Laplace transform with expansion of the Fox's H-function of (58) in terms of Mellin-Barnes integral, we get

$$F_{\gamma_N}^{\text{CA}}(\gamma) = 1 - \prod_{i=1}^N \frac{A_i \gamma_N^{0-\frac{\phi_i}{2}} s^{\frac{\phi_i}{2}}}{2s} \frac{1}{2\pi i} \int_{\mathcal{L}} \left[\left(\frac{1}{2\pi i} \right)^N \int_{\mathcal{L}_i} \frac{\prod_{i=1}^N \Gamma(B_i - S_i) \Gamma(0 - S_i) \Gamma(-\frac{\phi_i}{2} - \frac{\alpha_i S_i}{2})}{\prod_{i=1}^N \Gamma(1 - S_i)} \left(\prod_{i=1}^N \frac{C_i s^{\frac{\alpha_i}{2}}}{\gamma_N^{0-\frac{\alpha_i}{2}}} \right)^{S_i} dS_i \right] e^{s\gamma} ds \quad (59)$$

where \mathcal{L} is contour integral for the Laplace inverse transform and \mathcal{L}_i is the i -th Mellin-Barnes integral. Changing the order of the integrals and solving the inner integral $\frac{1}{2\pi i} \int_{\mathcal{L}} s^{\left(\sum_{i=1}^N \frac{\phi_i + \alpha_i S_i}{2} - 1\right)} e^{s\gamma} ds$ using [57, 8.315], (59) can be represented as

$$F_{\gamma_N}^{\text{CA}}(\gamma) = 1 - \prod_{i=1}^N \frac{A_i \gamma_N^{0-\frac{\phi_i}{2}}}{2} \left(\frac{1}{\gamma} \right)^{\left(\sum_{i=1}^N \frac{\phi_i}{2}\right)} \left[\left(\frac{1}{2\pi i} \right)^N \int_{\mathcal{L}_i} \frac{\prod_{i=1}^N \Gamma(B_i - S_i) \Gamma(0 - S_i) \Gamma(-\frac{\phi_i}{2} - \frac{\alpha_i S_i}{2})}{\prod_{i=1}^N \Gamma(1 - S_i)} \left(\prod_{i=1}^N \frac{C_i}{\gamma_N^{0-\frac{\alpha_i}{2}} \gamma^{\frac{\alpha_i}{2}}} \right)^{S_i} \frac{1}{\Gamma(-\sum_{i=1}^N \frac{\phi_i + \alpha_i S_i}{2} + 1)} dS_i \right] \quad (60)$$

We apply the definition of multivariate Fox's H-function [58] to get the CDF in (11). To get the PDF, we differentiate (60) with respect to γ to get

$$f_{\gamma_N}^{\text{CA}}(\gamma) = \left[1 - \prod_{i=1}^N \frac{A_i \gamma_N^{0-\frac{\phi_i}{2}}}{2} \left[\left(\frac{1}{2\pi i} \right)^N \int_{\mathcal{L}_i} \frac{\prod_{i=1}^N \Gamma(B_i - S_i) \Gamma(0 - S_i) \Gamma(-\frac{\phi_i}{2} - \frac{\alpha_i S_i}{2})}{\prod_{i=1}^N \Gamma(1 - S_i)} \left(\prod_{i=1}^N \frac{C_i}{\gamma_N^{0-\frac{\alpha_i}{2}} \gamma^{\frac{\alpha_i}{2}}} \right)^{S_i} \frac{1}{\Gamma(-\sum_{i=1}^N \frac{\phi_i + \alpha_i S_i}{2} + 1)} dS_i \right] D_1 \right] \quad (61)$$

where $D_1 = \frac{d}{d\gamma} \left(\frac{1}{\gamma} \right)^{\left(\sum_{i=1}^N \frac{\phi_i + \alpha_i S_i}{2}\right)} = -\sum_{i=1}^N \frac{\phi_i + \alpha_i S_i}{2} \left(\frac{1}{\gamma} \right)^{\left(1 + \sum_{i=1}^N \frac{\phi_i + \alpha_i S_i}{2}\right)}$. Hence, applying the definition of multivariate Fox's H-function in (61), we obtain the PDF in (10) to conclude the proof.

APPENDIX B: PROOF OF THEOREM 2

Substituting (4) in (15) and applying the identity [58, 2.8], the r -th moment of the SNR for the i -th hop can be computed as

$$\mathbb{E}[\gamma_i^r] = \frac{A_i \gamma_N^{0-\frac{\phi_i}{2}}}{2} \int_0^\infty \gamma^{\frac{2rl_i + k\phi_i}{2k} - 1} G_{1,2}^{2,0} \left(\frac{C_i \gamma^{\frac{\alpha_i}{2}}}{\gamma_N^{0-\frac{\alpha_i}{2}}} \middle| \begin{matrix} 1 \\ B_1, 0 \end{matrix} \right) d\gamma \quad (62)$$

Substituting $\gamma^{\frac{\alpha_i}{2}} = t$ with the identity [55, 07.34.21.0009.01], we solve (62):

$$\mathbb{E}[\gamma_i^r] = \frac{A_i \gamma_N^{0-\frac{\phi_i}{2}}}{\alpha_i} \frac{\Gamma\left(\frac{2rl_i + k\phi_i}{k\alpha_i} + B_i\right) \Gamma\left(\frac{2rl_i + k\phi_i}{k\alpha_i}\right)}{\Gamma\left(\frac{2rl_i + k\phi_i}{k\alpha_i} + 1\right)} \left(C_i \gamma_N^{0-\frac{\alpha_i}{2}} \right)^{-\left(\frac{2rl_i + k\phi_i}{k\alpha_i}\right)} \quad (63)$$

We use (63) in (13) to represent the PDF of AF-assisted multihop link as

$$f_{\gamma_N}(\gamma) = \prod_{i=1}^N \frac{\zeta_i A_i C_i^{-\frac{\phi_i}{\alpha_i}}}{N \alpha_i \gamma} \frac{1}{2\pi j} \int_{\mathcal{L}} \prod_{i=1}^N \left(C_i^{\frac{2l_i}{k\alpha_i}} \gamma_N^{0-\frac{l_i}{k}} \gamma \right)^{-r} \frac{\prod_{i=1}^N \Gamma\left(\frac{2rl_i}{k\alpha_i} + \frac{B_i \alpha_i + \phi_i}{\alpha_i}\right) \Gamma\left(\frac{2rl_i}{k\alpha_i} + \frac{\phi_i}{\alpha_i}\right)}{\prod_{i=1}^N \Gamma\left(\frac{2rl_i}{k\alpha_i} + \frac{\phi_i + \alpha_i}{\alpha_i}\right)} dr \quad (64)$$

Finally, we apply the definition of Fox's H-function [60] to get the PDF of γ_N in (16). Further, we use (64) in $F_{\gamma_N}(\gamma) = \int_0^\gamma f_\gamma(\gamma_N)d\gamma$, and solve the resultant inner integral $\int_0^\gamma \gamma^{-r-1}d\gamma$ to $\frac{\gamma^{-r}}{-r} = \frac{\gamma^{-r}\Gamma(-r)}{\Gamma(1-r)}$ in order to apply the definition of Fox's H-function [58] to represent the CDF in (17), which concludes the proof of Theorem 2.

APPENDIX C: PROOF OF THEOREM 3

Transforming random variable h_p with PDF of (2) as $z = h_p^2$, we get

$$f_z(x) = \frac{1}{2}\phi^2 A_0^{-\phi^2} x^{\frac{\phi^2}{2}-1}, \quad 0 \leq x \leq A_0^2, \quad (65)$$

Using the limits of PDF in (9) and (65), the PDF of $|h_D|^2 = h_k h_p^2$ is given by [64]:

$$f_{h_D^2}(x) = \int_0^{A_0^2} \frac{1}{y} f_{|h_k|^2}\left(\frac{x}{y}\right) f_{|h_p|^2}(y) dy \quad (66)$$

Using (9) and (65), we represent (66):

$$f_{h_D^2}(x) = \frac{b^{m_A} x^{\frac{m_A}{2}-1} \phi_D A_0^2}{\Gamma(m_\Omega)\Gamma(m_g)} \int_0^{A_0^2} y^{\left(\frac{\phi_D - m_A}{2}-1\right)} K_{m_M}\left(2b\sqrt{\frac{x}{y}}\right) dy \quad (67)$$

We represent the Bessel function in terms of Meijer's G-function [65, eq (14)], substitute $y^{-1} = t$, and apply the integral representation of Meijer's G-function to express (67) as

$$f_{h_D^2}(x) = \frac{b^{m_A} x^{\frac{m_A}{2}-1} \phi_D (A_0^2)^{\frac{\phi_D - m_A}{2}+1}}{\Gamma(m_\Omega)\Gamma(m_g)} \frac{1}{2\pi i} \int_{\mathcal{L}} \Gamma(m_M - s) \Gamma(m_M - s) (b^2 x)^s I_{in} \quad (68)$$

where $I_{in} = \int_0^{A_0^2} y^{\frac{\phi_D - m_A}{2}-1} y^{-s} ds = \frac{(A_0^2)^{\frac{\phi_D - m_A}{2}-2s}}{\frac{\phi_D - m_A}{2}-2s} = \frac{(A_0^2)^{\frac{\phi_D - m_A}{2}} (A_0^2)^{-s} \Gamma\left(\frac{\phi_D - m_A}{2} - s\right)}{\Gamma\left(1 + \frac{\phi_D - m_A}{2} - s\right)}$. Finally, we apply the definition of Meijer's G-function in (68) with the transformation of the random variable $f_{\gamma_D}(\gamma) = \frac{1}{\gamma_D^0} f_{h_D}\left(\frac{\gamma}{\gamma_D^0}\right)$ to get the PDF in (20). Substituting (20) in $\int_0^\gamma f_{\gamma_D}(\gamma)d\gamma$, and solving the definite integral involving a single Meijer's G-function, we get CDF of SNR of the shadowed access link.

APPENDIX D: PROOF OF THEOREM 4

Using (4) and (20) in (22), applying the definition of Meijer's G and Fox's H-function, and changing the order of integration. we get

$$f_\gamma(z) = \left[\prod_{i=1}^N \frac{\zeta_i A_i C_i^{-\frac{\phi_i}{\alpha_i}} b^{m_A} \phi_D (A_0^2)^{\frac{\phi_D - m_A}{2}+1} z^{-1}}{2N\alpha_i \gamma_D^0 \frac{m_A}{2} \Gamma(m_\Omega)\Gamma(m_g)} \frac{1}{2\pi i} \int_{\mathcal{L}_1} \frac{\prod_{i=1}^N \Gamma\left(\frac{B_i \alpha_i + \phi_i}{\alpha_i} + \frac{2l_i}{k\alpha_i} S_1\right) \prod_{i=1}^N \Gamma\left(\frac{\phi_i}{\alpha_i} + \frac{2l_i}{k\alpha_i} S_1\right)}{\prod_{i=1}^N \Gamma\left(\frac{\phi_i + \alpha_i}{\alpha_i} + \frac{2l_i}{k\alpha_i} S_1\right)} \right. \\ \left. \frac{1}{2\pi i} \int_{\mathcal{L}_2} \frac{\Gamma(m_M - S_2) \Gamma(m_M - S_2) \Gamma\left(\frac{\phi_D - m_A}{2} - S_2\right)}{\Gamma\left(1 + \frac{\phi_D - m_A}{2} - S_2\right)} \left(\prod_{i=1}^N \frac{\gamma_i^0 \frac{l_i}{k}}{C_i^{\frac{2l_i}{k\alpha_i}} z} \right)^{S_1} \left(\frac{b^2}{A_0^2 \gamma_D^0 \frac{1}{2}} \right)^{S_2} dS_1 dS_2 \right] I_9 \quad (69)$$

where $I_9 = \int_0^\infty \left(\frac{x+\psi}{x}\right)^{-S_1} x^{\left(\frac{m_A-2+2S_2}{2}\right)} dx$ is simplified to $\frac{\psi^{\frac{m_A}{2}} \psi^{S_2} \Gamma\left(-\frac{m_A}{2}-S_2\right) \Gamma\left(\frac{m_A}{2}+S_1+S_2\right)}{\Gamma(S_1)}$ using [57, 3.194/3] and [57, 8.384/1]. Substituting I_9 in (69) and applying the definition of bivariate Fox's H-function [61, 1.1], we get the PDF of Theorem 4 in (23).

We use PDF (23) in $\int_0^\gamma f_\gamma(z) d\gamma$ and solve the resultant integral applying the Mellin-Barnes integral representation of the Fox's H-function [61, 1.1] to get the CDF in (24), which concludes the proof.

APPENDIX E: PROOF OF LEMMA 1

Using the PDF of (64) in the first integral $\bar{C}_N^{\text{FG}} = \int_0^\infty \log_2(1+\gamma) f_{\gamma_N}^{\text{FG}}(\gamma) d\gamma$ of (47), we can express the ergodic of FG-multihop system as

$$\bar{C}_N^{\text{FG}} = \left[\prod_{i=1}^N \frac{A_i C_i^{-\frac{\phi_i}{\alpha_i}}}{\alpha_i} \frac{1}{2\pi j} \int_{\mathcal{L}} \prod_{i=1}^N \left(C_i^{\frac{2l_i}{k\alpha_i}} \gamma_N^{0-\frac{l_i}{k}} \right)^{-r} \frac{\prod_{i=1}^N \Gamma\left(\frac{2rl_i}{k\alpha_i} + \frac{B_i\alpha_i + \phi_i}{\alpha_i}\right) \Gamma\left(\frac{2rl_i}{k\alpha_i} + \frac{\phi_i}{\alpha_i}\right)}{\prod_{i=1}^N \Gamma\left(\frac{2rl_i}{k\alpha_i} + \frac{\phi_i + \alpha_i}{\alpha_i}\right)} dr \right] I_4 \quad (70)$$

The inner integral $I_4 = \int_0^\infty \gamma^{-1-r} \log_2(1+\gamma) d\gamma$ is simplified to $\frac{\pi Csc(\pi r)}{r \log(2)}$ using [57, 4.293.3], and further simplified as $\frac{\Gamma(r)\Gamma(1-r)\Gamma(r)}{\log(2)\Gamma(1+r)}$ utilizing the identity $\pi Csc(\pi a) = \Gamma(a)\Gamma(1-a)$. Thus, an application of the definition of Fox's H-function [58] results in ergodic capacity of the FG-multihop system in (35).

We substitute the PDF of (20) in the second integral $\bar{C}_D = \int_0^\infty \log_2(1+\gamma) f_{\gamma_D}(\gamma) d\gamma$ of (47) to get the ergodic capacity for the shadowed access link. Thus, we represent $\log_2(1+\gamma)$ into Meijer's G-function and apply identity of integration for the product of two Meijer's G-functions [55, 07.34.21.0011.01] to get the ergodic capacity of the shadowed access link in (36).

Using the PDF of (64) and CDF of (21) in the third integral $\bar{C}_{12} = \int_0^\infty \log_2(1+\gamma) f_{\gamma_N}^{\text{FG}}(\gamma) F_{\gamma_D}(\gamma) d\gamma$ of (47) with the definition of Fox's H-function and Meijer's G-function, we represent

$$\begin{aligned} \bar{C}_{12} = & \left[\prod_{i=1}^N \frac{\zeta_i A_i C_i^{-\frac{\phi_i}{\alpha_i}}}{N\alpha_i} \frac{1}{2\pi i} \int_{\mathcal{L}} \prod_{i=1}^N \left(C_i^{\frac{2}{k\alpha_i}} \gamma_i^{0-\frac{1}{k}} \right)^{-s} \frac{\prod_{i=1}^N \Gamma\left(\frac{2s}{N\alpha_i} + \frac{B_i\alpha_i + \phi_i}{\alpha_i}\right) \Gamma\left(\frac{2s}{N\alpha_i} + \frac{\phi_i}{\alpha_i}\right)}{\prod_{i=1}^N \Gamma\left(\frac{2s}{N\alpha_i} + \frac{\phi_i + \alpha_i}{\alpha_i}\right)} ds \frac{b^{m_A} \phi_D (A_0^2)^{\frac{\phi-m_A}{2}+1}}{\Gamma(m_\Omega)\Gamma(m_g)} \frac{1}{2\pi i} \right. \\ & \left. \int_{\mathcal{L}} \frac{\Gamma(m_M-s)\Gamma(m_M-s)\Gamma(\frac{\phi-m_A}{2}-s)}{\Gamma(1+\frac{\phi-m_A}{2}-s)} \left(\frac{b^2}{A_0^2}\right)^s \frac{\Gamma(\frac{m_A}{2}+s)}{\Gamma(1+\frac{m_A}{2}+s)} ds \right] I_5 \quad (71) \end{aligned}$$

where $I_5 = \int_0^\infty \log_2(1+\gamma) \gamma^{-s-1} \gamma^{\frac{m_A}{2}+s} d\gamma = \int_0^\infty \log_2(1+\gamma) \gamma^{\frac{m_A}{2}-1} d\gamma = \frac{2\pi Csc(\frac{\pi m_A}{2})}{m_A \log(2)} = \frac{\Gamma(\frac{m_A}{2})\Gamma(1-\frac{m_A}{2})\Gamma(\frac{m_A}{2})}{\Gamma(1+\frac{m_A}{2})\log(2)}$. Substituting I_5 into (71) and applying the definition of Fox's H-function [58], we get \bar{C}_{12} in (37).

Substituting the CDF of (17) and the PDF of (20) in the fourth integral $\int_0^\infty \log_2(1+\gamma) F_N^{\text{FG}}(\gamma) f_{\gamma_D}(\gamma) d\gamma$ of (47), and applying the similar procedure as used for \bar{C}_{12} , we get \bar{C}_{21} in (38).

Finally, capitalizing (35), (36), (71), and (38) in (47), we obtain the ergodic capacity of the FG-multihop with DF-assisted access link.

REFERENCES

- [1] S. Dang *et al.*, “What should 6G be?” *Nature Electron*, no. 3, p. 20–29, 2020.
- [2] I. F. Akyildiz *et al.*, “6G and beyond: The future of wireless communications systems,” *IEEE Access*, vol. 8, pp. 133 995–134 030, 2020.
- [3] H.-J. Song and T. Nagatsuma, “Present and future of Terahertz communications,” *IEEE Trans. on Terahertz Science and Technol.*, vol. 1, no. 1, pp. 256–263, 2011.
- [4] T. S. Rappaport *et al.*, “Wireless communications and applications above 100 GHz: Opportunities and challenges for 6G and beyond,” *IEEE Access*, vol. 7, pp. 78 729–78 757, 2019.
- [5] H. Sarihdeen *et al.*, “Next generation Terahertz communications: A rendezvous of sensing, imaging, and localization,” *IEEE Commun. Mag.*, vol. 58, no. 5, pp. 69–75, 2020.
- [6] S. Koenig *et al.*, “Wireless sub-THz communication system with high data rate,” *Nature Photon*, vol. 7, p. 977–981, 2013.
- [7] M. Hasna and M.-S. Alouini, “Outage probability of multihop transmission over Nakagami fading channels,” *IEEE Commun. Lett.*, vol. 7, no. 5, pp. 216–218, 2003.
- [8] G. Karagiannidis *et al.*, “Bounds for multihop relayed communications in nakagami-m fading,” *IEEE Trans. on Commun.*, vol. 54, no. 1, pp. 18–22, 2006.
- [9] G. Karagiannidis, “Performance bounds of multihop wireless communications with blind relays over generalized fading channels,” *IEEE Trans. on Wireless Commun.*, vol. 5, no. 3, pp. 498–503, 2006.
- [10] E. Morgado *et al.*, “End-to-end average BER in multihop wireless networks over fading channels,” *IEEE Trans. on Wireless Commun.*, vol. 9, no. 8, pp. 2478–2487, 2010.
- [11] H. Y. Lateef *et al.*, “Performance analysis of multi-user, multi-hop cooperative relay networks over Nakagami-m fading channels,” *IEEE Commun. Lett.*, vol. 15, no. 7, pp. 776–778, 2011.
- [12] I. Triguí *et al.*, “Closed-form error analysis of variable-gain multihop systems in Nakagami-m fading channels,” *IEEE Trans. on Commun.*, vol. 59, no. 8, pp. 2285–2295, 2011.
- [13] J. Cao *et al.*, “Performance of multihop wireless links over generalized-K fading channels,” in *2010 IEEE 72nd Veh. Technol. Conf. - Fall*, 2010, pp. 1–5.
- [14] X. Lin and J. G. Andrews, “Connectivity of Millimeter Wave networks with multi-hop relaying,” *IEEE Wireless Commun. Lett.*, vol. 4, no. 2, pp. 209–212, 2015.
- [15] O. S. Badarneh and F. S. Almeahmadi, “Performance of multihop wireless networks in α - μ fading channels perturbed by an additive generalized gaussian noise,” *IEEE Commun. Lett.*, vol. 20, no. 5, pp. 986–989, 2016.
- [16] D. Dixit and P. R. Sahu, “Exact closed-form ABER for multi-hop regenerative relay systems over $\kappa - \mu$ fading,” *IEEE Wireless Commun. Lett.*, vol. 6, no. 2, pp. 246–249, 2017.
- [17] T. A. Tsiftsis *et al.*, “Multihop free-space optical communications over strong turbulence channels,” in *2006 IEEE Int. Conf. on Commun.*, vol. 6, 2006, pp. 2755–2759.
- [18] X. Tang *et al.*, “Multihop free-space optical communications over turbulence channels with pointing errors using heterodyne detection,” *J. of Lightw. Technol.*, vol. 32, no. 15, pp. 2597–2604, 2014.
- [19] E. Zedini and M.-S. Alouini, “Multihop relaying over IM/DD FSO systems with pointing errors,” *J. of Lightw. Technol.*, vol. 33, no. 23, pp. 5007–5015, 2015.
- [20] B. Ashrafzadeh *et al.*, “Unified performance analysis of multi-hop FSO systems over double generalized gamma turbulence channels with pointing errors,” *IEEE Trans. on Wireless Commun.*, vol. 19, no. 11, pp. 7732–7746, 2020.
- [21] P. Wang *et al.*, “Multihop FSO over exponentiated Weibull fading channels with nonzero boresight pointing errors,” *IEEE Photon. Technol. Lett.*, vol. 28, no. 16, pp. 1747–1750, 2016.
- [22] C. Ben Issaid *et al.*, “A generic simulation approach for the fast and accurate estimation of the outage probability of single hop and multihop FSO links subject to generalized pointing errors,” *IEEE Trans. on Wireless Commun.*, vol. 16, no. 10, pp. 6822–6837, 2017.
- [23] W. G. Alheadary *et al.*, “BER analysis of multi-hop heterodyne FSO systems with fixed gain relays over general Malaga turbulence channels,” in *2017 13th Int. Wireless Commun. and Mobile Computing Conf. (IWCMC)*, 2017, pp. 1172–1177.

- [24] A. A. Boulogeorgos and A. Alexiou, "Error analysis of mixed THz-RF wireless systems," *IEEE Commun. Lett.*, vol. 24, no. 2, pp. 277–281, 2020.
- [25] P. Bhardwaj and S. M. Zafaruddin, "Performance of dual-hop relaying for THz-RF wireless link," in *2021 IEEE 93rd Veh. Technol. Conf. (VTC2021-Spring)*, 2021, pp. 1–5.
- [26] —, "Performance of dual-hop relaying for THz-RF wireless link over asymmetrical α - μ fading," *IEEE Trans. on Veh. Technol.*, vol. 70, no. 10, pp. 10 031–10 047, 2021.
- [27] A.-A. A. Boulogeorgos and A. Alexiou, "Outage probability analysis of THz relaying systems," in *2020 IEEE 31st Annu. Int. Symp. on Personal, Indoor and Mobile Radio Commun.*, 2020, pp. 1–7.
- [28] V. U. Pai *et al.*, "Performance analysis of dual-hop THz wireless transmission for backhaul applications," in *2021 IEEE Int. Conf. Adv. Netw. Telecommun. Systems (ANTS'21), Hyderabad, India (accepted, Arxiv preprint: 2021)*, 2021.
- [29] S. Li and L. Yang, "Performance analysis of dual-hop THz transmission systems over α - μ fading channels with pointing errors," ArXiv: 2107.13166, 2021.
- [30] M. D. Yacoub, "The α - μ distribution: A physical fading model for the stacy distribution," *IEEE Trans. on Veh. Technol.*, vol. 56, no. 1, pp. 27–34, 2007.
- [31] E. N. Pappasotiropoulou *et al.*, "A new look to THz wireless links: Fading modeling and capacity assessment," in *2021 IEEE 32nd Annu. Int. Symp. on Personal, Indoor and Mobile Radio Commun.*, 2021, pp. 1–6.
- [32] E. Pappasotiropoulou *et al.*, "An experimentally validated fading model for THz wireless systems," *Scientific report*, vol. 11, 2021.
- [33] G. Stratidakis *et al.*, "Relay-based blockage and antenna misalignment mitigation in THz wireless communications," in *2020 2nd 6G Wireless Summit (6G SUMMIT)*, 2020, pp. 1–4.
- [34] J. Ye *et al.*, "Modeling co-channel interference in the THz band," *IEEE Trans. on Veh. Technol.*, vol. 70, no. 7, pp. 6319–6334, 2021.
- [35] S. Kim and A. G. Zajić, "Statistical characterization of 300-GHz propagation on a desktop," *IEEE Trans. on Veh. Technol.*, vol. 64, no. 8, pp. 3330–3338, 2015.
- [36] J. Kokkonen *et al.*, "Simplified molecular absorption loss model for 275–400 Gigahertz frequency band," in *12th Eur. Conf. on Antennas Propag. (EuCAP)*, Apr. 2018, pp. 1–5.
- [37] A. A. Farid and S. Hranilovic, "Outage capacity optimization for free-space optical links with pointing errors," *J. Lightw. Technol.*, vol. 25, no. 7, pp. 1702–1710, 2007.
- [38] A. A. Boulogeorgos and A. Alexiou, "Analytical performance assessment of THz wireless systems," *IEEE Access*, vol. 7, pp. 11 436–11 453, 2019.
- [39] R. Boluda-Ruiz *et al.*, "Outage performance of exponentiated Weibull FSO links under generalized pointing errors," *J. of Lightw. Technol.*, vol. 35, no. 9, pp. 1605–1613, 2017.
- [40] J. Kokkonen *et al.*, "Impact of beam misalignment on THz wireless systems," *Nano Commun. Netw.*, vol. 24, p. 100302, 2020.
- [41] H. Du *et al.*, "Reconfigurable intelligent surface aided TeraHertz communications under misalignment and hardware impairments," *arXiv:2012.00267*, 2020.
- [42] Y. Wu *et al.*, "Interference and coverage analysis for Terahertz networks with indoor blockage effects and line-of-sight access point association," *IEEE Trans. on Wireless Commun.*, vol. 20, no. 3, pp. 1472–1486, 2021.
- [43] A. Olutayo *et al.*, "A new statistical channel model for emerging wireless communication systems," *IEEE Open J. of the Commun. Soc.*, vol. 1, pp. 916–926, 2020.
- [44] Q. H. Abbasi *et al.*, "Cooperative In-Vivo nano-network communication at Terahertz frequencies," *IEEE Access*, vol. 5, pp. 8642–8647, 2017.
- [45] Z. Rong *et al.*, "Relay-assisted nanoscale communication in the THz band," *Micro Nano Lett.*, vol. 12, no. 6, pp. 373–376, 2017.
- [46] Q. Xia and J. M. Jornet, "Cross-layer analysis of optimal relaying strategies for Terahertz-band communication networks," in *2017 IEEE 13th Int. Conf. on Wireless and Mobile Comput., Netw. and Commun. (WiMob)*, 2017, pp. 1–8.
- [47] Q. Xia and J. M. Jornet, "Routing protocol design for directional and buffer-limited Terahertz communication networks," in *ICC 2020 - 2020 IEEE Int. Conf. on Commun.*, 2020, pp. 1–7.

- [48] T. Mir *et al.*, “Hybrid precoding design for two-way relay-assisted Terahertz massive MIMO systems,” *IEEE Access*, vol. 8, pp. 222 660–222 671, 2020.
- [49] J. Xu *et al.*, “An energy efficient multi-hop routing protocol for Terahertz wireless nanosensor networks,” in *Wireless Algorithms, Syst., and Appl.* Springer International Publishing, 2016, pp. 367–376.
- [50] C. Huang *et al.*, “Multi-hop RIS-empowered Terahertz communications: A DRL-based hybrid beamforming design,” *IEEE J. Sel. Areas Commun.*, vol. 39, no. 6, pp. 1663–1677, 2021.
- [51] X. Yi *et al.*, “Performance analysis for a mixed RF and multihop FSO communication system in 5G C-RAN,” *IEEE/OSA J. of Opt. Commun. and Netw.*, vol. 11, no. 8, pp. 452–464, 2019.
- [52] M. Hasna and M.-S. Alouini, “A performance study of dual-hop transmissions with fixed gain relays,” *IEEE Trans. Wireless Commun.*, vol. 3, no. 6, pp. 1963–1968, 2004.
- [53] P. Shankar, “Error rates in generalized shadowed fading channels,” *Wireless Personal Commun.*, vol. 28, no. 3, pp. 233–238, 2004.
- [54] Y. Abo Rahama *et al.*, “On the sum of independent Fox’s H-function variates with applications,” *IEEE Trans. on Veh. Technol.*, vol. 67, no. 8, pp. 6752–6760, 2018.
- [55] *The Wolfram function Site*, Accessed: Sept. 26, 2021. Available: <https://functions.wolfram.com/HypergeometricFunctions/MeijerG/>.
- [56] I. S. Ansari *et al.*, “Impact of pointing errors on the performance of mixed RF/FSO dual-hop transmission systems,” *IEEE Wireless Commun. Lett.*, vol. 2, no. 3, pp. 351–354, 2013.
- [57] I. S. Gradshteyn and I. M. Ryzhik, *Table of Integrals, Series, and Products*. Academic press, San Diego, CA, 6th edition, 2000.
- [58] A. M. Mathai *et al.*, *The H-Function: Theory and Applications*. Springer, New York, NY, 2010.
- [59] H. R. Alhennawi *et al.*, “Closed-form exact and asymptotic expressions for the symbol error rate and capacity of the H-Function fading channel,” *IEEE Trans. on Veh. Technol.*, vol. 65, no. 4, pp. 1957–1974, 2016.
- [60] A. A. Kilbas, *H-Transforms: Theory and Applications*. CRC Press, 2004.
- [61] P. Mittal and K. Gupta, “An integral involving generalized function of two variables,” *Proc. Indian Acad. Sci.*, vol. 75, no. 9, pp. 117–123, 1972.
- [62] E. Illi *et al.*, “A performance study of a hybrid 5G RF/FSO transmission system,” in *2017 Int. Conf. on Wireless Netw. and Mobile Commun. (WINCOM)*, 2017, pp. 1–7.
- [63] H. Q. Ngo *et al.*, “Cell-Free massive MIMO versus small cells,” *IEEE Trans. on Wireless Commun.*, vol. 16, no. 3, pp. 1834–1850, 2017.
- [64] A. Papoulis and S. Pillai, *Probability, Random Variables, and Stochastic Processes*. McGraw Hill, Boston, Fourth Edition, 2002.
- [65] V. Adamchik and O. Marichev, *The algorithm for calculating integrals of hypergeometric type functions and its realization in reduce system*. John Wiley and Sons, 3rd Edition, 1990.