

Stabilization of continuous-time Markov/semi-Markov jump linear systems via finite data-rate feedback ¹

Jingyi Wang^a Jianwen Feng^a Chen Xu^a Xiaoqun Wu^b Jinhu Lü^c

^aCollege of Mathematics and Statistics, Shenzhen University, Shenzhen 518060, PR China

^bSchool of Mathematics and Statistics, Hubei Key Laboratory of Computational Science, Wuhan University, Wuhan, China

^cState Key Laboratory of Software Development Environment, School of Automation Science and Electrical Engineering, Beijing Advanced Innovation Center for Big Data and Brain Computing, Beihang University, Beijing, China

Abstract

This paper investigates almost sure exponential stabilization of continuous-time Markov jump linear systems (MJLSs) under communication data-rate constraints by introducing sampling and quantization into the feedback control. Different from previous works, the sampling times and the jump times are independent of each other in this paper. The quantization is recursively adjusted on the sampling time, and its updating strategy does not depend on the switching in a sampling interval. In other words, the explicit value of the switching signal in a sampling interval is not necessary. The numerically testable condition is developed to ensure almost sure exponential stabilization of MJLSs under the proposed communication and control protocols. We also drop the assumption of stabilizability of all individual modes required in previous works about the switched systems. Moreover, we extend the result to the case of continuous-time semi-Markov jump linear systems (semi-MJLSs) via the semi-Markov kernel approach. Finally, some numerical examples are presented to illustrate the effectiveness on stabilization of the proposed communication and control protocols.

Key words: almost sure exponential stabilization, Markov jump linear systems, semi-Markov jump linear systems, finite data-rate feedback, sampling and quantization

1 Introduction

In recent decades, the switched system has attracted considerable attention because of its strong engineering background, see [Liberzon & Morse \(1999\)](#), [Hespanha & Morse \(1999\)](#) and [Liberzon \(2003c\)](#). In particular, the Markov jump linear system has been considered as a special case of the switched system, when the switching signal is modeled as finite state Markov process, because it has been widely used to model many practical systems with abrupt random changes, such as power systems ([Li et al., 2007](#)), freeway transportation system ([Zhang & Prieur, 2017](#)), networked control systems ([Wang & Zhang, 2013](#)), etc.

The stability and stabilization problems of MJLSs have received considerable attention in recent years (e.g., [Bolzern et al. \(2006\)](#); [Li et al. \(2012\)](#); [Song et al. \(2016\)](#); [Zhang et al. \(2016, 2009\)](#); [Gabriel & Geromel \(2017\)](#); [Wu et al. \(2018\)](#); [Yang & Liberzon \(2018\)](#) and the references therein). The MJLS can be used to model practical systems with random changes. The continuous-time Markov process is used to describe the switching mechanism, including the switching patterns, the jump (switching) times, and the sojourn (holding) times of the active mode. The stability analysis of continuous-time MJLSs was considered in the almost sure sense and a sufficient condition was derived depending on the transition matrix in [Bolzern et al. \(2006\)](#), while the discrete-time case was presented in [Song et al. \(2014\)](#). Moreover, the switching MJLS was studied and its almost sure exponential stability was obtained, in which the transition rate matrix for the random Markov process was varied when a deterministic switching occurred in [Song et al. \(2016\)](#). The stability and stabilization of discrete-time semi-MJLSs were considered via the semi-Markov

Email addresses: wangjingyi@szu.edu.cn (Jingyi Wang), fengjw@szu.edu.cn (Jianwen Feng), xuchen_szu@szu.edu.cn (Chen Xu), xqwu@whu.edu.cn (Xiaoqun Wu), jhlu@iss.ac.cn (Jinhu Lü).

¹ This paper was not presented at any IFAC meeting. Corresponding author J. Feng. Tel. +86-755-26532674.

kernel approach in Zhang et al. (2016). The second order stabilization problems of MJLSs were studied via explicitly constructing the stabilizing logarithmic quantizer and controller in Zhang et al. (2009). The stability problem of semi-Markov and Markov switched systems was investigated by using the probability analysis method in Wu et al. (2018). However, it is often a key restriction that the jump times of Markov process and the sampling times of the sampler are the same time series, which leads to the fact that the sampling and switching are simultaneous, but the switching is usually stochastic. When the sampler don't know the switches occurring, can the system achieve stabilization via the controller?

Understanding control over communication networks was listed as a major challenge for the controls field (Murray et al., 2003). In engineering systems, the total communication capacity in bits per second may be large in the overall system, but each component is effectively allocated only a small portion (Nair et al., 2007). The finite data-rate feedback here means that measurement information transferred though a communication channel with finite bandwidth from the sensor to the controller (see Fig. 1). The finite data-rate feedback, which can balance the communication capacity and control performance, combines the reliable transmission of information in communication theory and feedback control of information in control theory. Sampling and quantization are fundamental tools to deal with finite data-rate feedback problems in the modern control systems. Actually, sampling is the reduction of a continuous-time signal to a discrete-time signal at the sampling time, and quantization is a kind of mapping from continuous signals to discrete sets by the prescribed rules. With this motivation, stabilization of the control systems via finite data-rate feedback control was studied in the continuous-time (Brockett & Liberzon, 2000; Liberzon, 2003b; Liberzon & Hespanha, 2005; Berger & Jungers, 2021), discrete-time (Elia & Mitter, 2001; Liberzon, 2003a; Zhang et al., 2019) and switching (Wakaiki & Yamamoto, 2017) settings, which may be subject to external disturbances (Sharon & Liberzon, 2012) or in nonlinear systems (Zhang et al., 2019; Shi & Shen, 2017). Moreover, the techniques can be used to deal with the stabilization of systems with additive Gaussian white noise (Liberzon, 2003b).

To the best of our knowledge, few studies have been conducted on the stabilization problem of Markov jump linear systems under finite data-rate feedback. In this paper, we consider the stabilization problem of the Markov/semi-Markov jump linear systems under quantized state feedback subject to communication data-rate constraints. The main contributions of this paper are listed as follows. First, we give the method to design the communication and control protocols and update the parameters of the protocol under communication data-rate constraints. Second, we

derive testable sufficient conditions for the almost sure exponential stabilization of the MJLS under the proposed protocol, and drop the assumption of stabilizability of all individual modes. Third, the results are extended to the almost sure exponential stabilization of the semi-MJLSs.

The structure of this article is listed as follows: Section 2 introduces some preliminaries, including the model description of MJLSs, information patterns of the system, and some related concepts of almost sure exponential stabilization. In Section 3, we obtain the sufficient conditions of almost sure exponential stabilization, which are dependent on the generator of the Markov process. Next, the updating rule of the quantization parameters is designed. Moreover, the results are extended to the case of semi-MJLSs. Some examples are given in Section 4 to illustrate the effectiveness of our results.

2 Preliminaries

2.1 Notations

First, we write down the notations that will be used throughout this paper. Let $\mathbb{R} = (-\infty, +\infty)$ be the set of real numbers, $\mathbb{R}_+ = [0, +\infty)$ be the set of non-negative real numbers, $\mathbb{N} = \{0, 1, 2, 3, \dots\}$ be the set of natural numbers, $\mathbb{N}_+ = \{1, 2, 3, \dots\}$ be the positive integers, $\mathbb{N}_{[m,n]} = \{m, m+1, m+2, \dots, n\}$ where $m < n$ for $m, n \in \mathbb{N}$, \mathbb{R}^n be the n -dimensional Euclidean space and $\mathbb{R}^{n \times n}$ be the set of all $n \times n$ real matrices. Let $\mathbf{1}_n = [1, 1, \dots, 1]^\top \in \mathbb{R}^n$ be the one vector, I_n be the n -dimensional identity matrix, \mathbf{O} be the zero matrix. For $A, B \in \mathbb{R}^{m \times n}$, let $[A, B]$ ($[A; B] = [A^\top, B^\top]^\top$) denote the horizontal (vertical) concatenation of A and B . Let the superscript \top denote the transpose of a matrix. Let $\prod_{i=1}^k B_i = B_k B_{k-1} \cdots B_1$ denote the left product of matrix B_i ($i = 1, 2, \dots, k$). Let $\underline{\lambda}(\cdot)$ and $\bar{\lambda}(\cdot)$ denote the smallest and the largest eigenvalue of a symmetric matrix, respectively. Let $\|\cdot\|$ denote l_∞ norm, i.e., $\|x\| = \max_{1 \leq i \leq n} |x_i|$ on \mathbb{R}^n and the corresponding induced matrix norm $\|A\| = \max_{1 \leq i \leq n} \sum_{j=1}^m |A_{ij}|$ on $\mathbb{R}^{n \times m}$. Let a triple $(\Omega, \mathcal{F}, \mathbf{P})$ be the complete probability space, where Ω represents the sample space, \mathcal{F} is the σ -algebra of subsets of the sample space, known as the event space, and \mathbf{P} is the probability measure on \mathcal{F} and the measure $\mathbf{P}\{E\}$ is known as the probability of the event $E \in \mathcal{F}$.

2.2 Model description

We will consider the stabilization problem for continuous-time Markov jump linear systems as follows:

$$\dot{x}(t) = A_{\sigma(t)}x(t) + B_{\sigma(t)}u(t), \quad x(0) = x_0, \quad (1)$$

where $x(t) \in \mathbb{R}^n$ is the state vector, $u(t) \in \mathbb{R}^m$ is the control input, $A \in \mathbb{R}^{n \times n}$, $B \in \mathbb{R}^{n \times m}$, and the switching signal $\sigma(t) : \mathbb{R}_+ \rightarrow \mathcal{M}$ is a finite-state, homogeneous Markov process taking value in a finite index set $\mathcal{M} = \{1, 2, \dots, M\}$ with generator $\Gamma = [\gamma_{ij}] \in \mathbb{R}^{M \times M}$ given by

$$\mathbb{P}\{\sigma(t+h) = j | \sigma(t) = i\} = \begin{cases} \gamma_{ij}h + o(h), & i \neq j, \\ 1 + \gamma_{ii}h + o(h), & i = j, \end{cases}$$

where $h > 0$ and $\lim_{h \rightarrow 0} o(h)/h = 0$, $\gamma_{ij} \geq 0$ ($i \neq j$) stands for the transition rate from mode i to mode j , and $\gamma_{ii} = -\sum_{j=1, j \neq i}^M \gamma_{ij}$, which specifies the active mode $\sigma(t)$ at each time t . The set of the matrix pair $\{(A_p, B_p), p \in \mathcal{M}\}$ denotes a collection of matrices defining the modes.

Define the sequence of jump times of $\{\sigma(t), t \in \mathbb{R}_+\}$ by

$$\tau_0 = 0, \tau_{k+1} = \inf\{t : t \geq \tau_k, \sigma(t) \neq \sigma(\tau_k)\}, k \in \mathbb{N},$$

where we adopt the convention $\inf \emptyset = \infty$. Define the sequence of sojourn times (holding times) of $\{\sigma(t), t \in \mathbb{R}_+\}$ by

$$h_k = \tau_k - \tau_{k-1}, k \in \mathbb{N}_+,$$

where $h_k = \infty$ if $\tau_k = \infty$. Let $\sigma(\infty) = \sigma(\tau_{k-1})$ if $\tau_k = \infty$. The jump chain induced by $\{\sigma(t), t \in \mathbb{R}_+\}$ is defined to be

$$\sigma_k = \sigma(\tau_k), k \in \mathbb{N}.$$

The sequence $\{\sigma_k, k \in \mathbb{N}\}$ is called the embedded chain of $\{\sigma(t), t \in \mathbb{R}_+\}$, which is the discrete-time Markov process with transition probability matrix $\Lambda = [\lambda_{ij}] \in \mathbb{R}^{M \times M}$ defined by $\lambda_{ij} = -\gamma_{ij}/\gamma_{ii}$ if $i \neq j$, $\lambda_{ii} = 0$ otherwise. The sojourn times h_1, h_2, h_3, \dots are independent exponential random variables with parameters $\gamma_{\sigma_0}, \gamma_{\sigma_1}, \gamma_{\sigma_2}, \dots$, respectively, where $\gamma_i = -\gamma_{ii}$. In other words, $\mathbb{P}\{\tau_{k+1} - \tau_k < t | \sigma(\tau_k) = i, \sigma(\tau_{k+1}) = j\} = 1 - e^{-\gamma_i t}$ is independent of mode j for any $t \in \mathbb{R}_+$ (see, e.g., [Privault \(2018\)](#)).

Assumption 1 (Markov process) *The Markov process $\{\sigma(t), t \in \mathbb{R}_+\}$ is irreducible and aperiodic.*

Assumption 1 implies that the Markov process is ergodic and has a unique stationary distribution $\pi = [\pi_1, \pi_2, \dots, \pi_M]$ which can be calculated by $\pi \Lambda = \pi$ and $\sum_{i=1}^M \pi_i = 1$ (see, e.g., [Privault \(2018\)](#)).

The objective is to stabilize the Markov jump linear systems with the controller $u(t)$ under communication data-rate constraints. In the sequel, the concept of stability is given as follows:

Definition 2 (Mao, 2008) *The solution of system (1) is said to be almost surely exponentially stable if there exists a positive constant ε such that*

$$\mathbb{P}\left\{\limsup_{t \rightarrow \infty} \frac{1}{t} \ln \|x(t)\| \leq -\varepsilon\right\} = 1,$$

for any $x_0 \in \mathbb{R}^n$.

Our another goal is to drop the assumption of stabilizability of all individual modes, which is needed in the context of stabilization of finite data-rate feedback, e.g., [Liberzon \(2014\)](#); [Yang & Liberzon \(2018\)](#). Let \mathcal{M}_s be the index set of the stabilizable pair (A_p, B_p) , i.e., there exists a state feedback gain matrix K_p such that $A_p + B_p K_p$ is Hurwitz, and Let \mathcal{M}_u be the index set of the unstabilizable pair (A_p, B_p) , i.e., there are not any matrices K_p such that $A_p + B_p K_p$ is Hurwitz. Obviously, $\mathcal{M} = \mathcal{M}_s \cup \mathcal{M}_u$ and $\mathcal{M}_s \cap \mathcal{M}_u = \emptyset$.

If the pair (A_p, B_p) is stabilizable, we assume that the suitable stabilizing gain matrix K_p has been selected and fixed such that $A_p + B_p K_p$ is Hurwitz, the matrix K_p can be obtain, e.g., by solving some algebraic Riccati equations, and if the pair (A_p, B_p) is unstabilizable, we assume matrix $K_p = O$ with suitable dimension.

2.3 Information Patterns

In this paper, the controller is separated from the actuator and the sensor used to measure the system state, and the communication channel is noiseless. The state information is processed and transferred similarly to [Liberzon \(2003a\)](#); [Tatikonda & Mitter \(2004\)](#) and [Yang & Liberzon \(2018\)](#) as shown in Fig. 1 in the following standard way.

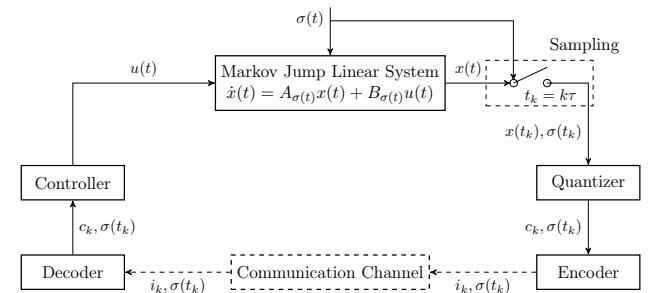


Fig. 1. Block diagram of the MJLS and information pattern

- (1) Sampling: State measurements are taken at time $t_k = k\tau$, $k = 0, 1, 2, \dots$, where τ is a fixed sampling period.
- (2) Quantizing and encoding: Each state measurement $x(t_k)$ is quantized and encoded by an integer i_k from 1 to N^n by some rule given in below, where N is an

odd positive integer. In addition, the pair $(i_k, \sigma(t_k))$ is encoded as a sequence of bits, and sent to the decoder by the digital communication channel.

- (3) Decoding: The state c_k and $\sigma(t_k)$ are decoded from the bitstream of the pair $(i_k, \sigma(t_k))$ by the rules given in advance.
- (4) Controlling: The control signal $u(t)$ is then determined solely from the decoder's state $(c_k, \sigma(t_k))$ according to the control protocol.

Remark 3 *The sequences $\{\sigma(t_k), k \in \mathbb{N}\}$ and $\{\sigma(\tau_k), k \in \mathbb{N}\}$ are different. In particular, $\{\sigma(t_k), k \in \mathbb{N}\}$ is dependent on the sampling time while $\{\sigma(\tau_k), k \in \mathbb{N}\}$ is dependent on the switching. A connection between $\{\sigma(t_k), k \in \mathbb{N}\}$ and $\{\sigma(\tau_k), k \in \mathbb{N}\}$ is $\sigma(t_k) = \sigma(\tau_{k'})$ where $\tau_{k'} = \max\{\tau_i : \tau_i \leq t_k, i \in \mathbb{N}\}$. An illustration of such a switching pattern for the case $\mathcal{M} = \{1, 2, 3\}$ is depicted in Fig. 2.*

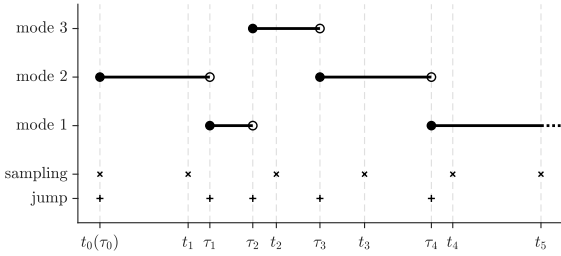


Fig. 2. Sample path of a Markov process $\{\sigma(t), t \in \mathbb{R}_+\}$ with jump times and switching modes ($M = 3$), and sampling times.

Processing similarly to Liberzon (2003a); Nair et al. (2007); Tatikonda & Mitter (2004); Yang & Liberzon (2018), the data-rate (also known as bit-rate) between the encoder and the decoder

$$R = (\log_2(N^n + 1) + \log_2 |\mathcal{M}|) / \tau$$

is bits per unit of time, where $|\mathcal{M}|$ is the cardinality of the index set \mathcal{M} (i.e., the number of modes). R is used to characterize the capacity of communications.

Assumption 4 (finite data-rate) (Liberzon, 2014) *The sampling period τ satisfies $\Lambda_p < N$ for any $p \in \mathcal{M}$, where $\Lambda_p = \|\exp(A_p \tau)\|$.*

Remark 5 *The assumption is viewed as a constraint of data-rate, since the inequality $\|\exp(A_p \tau)\| < N$ requires τ to be sufficiently small with respect to N . Combining the definition of R , one can know that the data-rate R has a lower bound.*

3 Main Results

The control objective is to stabilize the system defined in Section 2.2 in the sense of Definition 2 while respecting

the communication data-rate constraints described in Section 2.3. Our results were inspired by the work of Liberzon (2014) and Yang & Liberzon (2018), where all individual modes are stabilizable and switches actually occur less often than once per sampling period.

3.1 Communication and control protocols

In this subsection, we describe the communication and control strategy similarly to Liberzon (2014) and Yang & Liberzon (2018).

The initial state x_0 is unknown. At $t_0 = 0$, the sensor and the controller are both provided with $x_0^* = 0$ and arbitrarily selected initial estimates $E_0 > 0$ and $\delta_0 > 0$. Starting from $t_0 = 0$, at each sampling time t_k , the sensor determines if the state $x(t_k)$ is inside the hypercube of radius E_k centered at x_k^* denoted by

$$\mathcal{S}_k = \{x \in \mathbb{R}^n : \|x - x_k^*\| \leq E_k\} \quad (2)$$

The hypercube \mathcal{S}_k is the approximation of the reachable set at t_k , which is also used as the range of quantization. How to update x_k^* and E_k such that (2) holds i.e.,

$$\|x(t_k) - x_k^*\| \leq E_k, \quad (3)$$

will be given in Section 3.2.

At each sampling time t_k , the quantizer divides the hypercube \mathcal{S}_k into N^n equal hypercubic boxes, N per dimension, each box is encoded by a unique integer index from 1 to N^n , and the index i_k of the box containing $x(t_k)$ and the active mode $\sigma(t_k)$ are transmitted to the decoder. The decoder follows the same predefined indexing protocol as the encoder, so that it is able to reconstruct the center c_k of the hypercubic box containing $x(t_k)$ from i_k . The controller then generates the control input

$$u(t) = K_{\sigma(t_k)} \hat{x}(t) \quad (4)$$

for $t \in [t_k, t_{k+1})$, where $K_{\sigma(t_k)}$ is the feedback gain matrix, and $\hat{x}(t)$ is the state of the auxiliary system described by

$$\dot{\hat{x}}(t) = A_{\sigma(t_k)} \hat{x}(t) + B_{\sigma(t_k)} u(t) \quad (5)$$

with the boundary condition $\hat{x}(t_k) = c_k$. The auxiliary system is to design the feedback controller with the estimated state of $x(t)$, which is frequently unobservable. Simple calculation shows that

$$\|x(t_k) - c_k\| \leq \frac{1}{N} E_k \text{ and } \|x_k^* - c_k\| \leq \frac{N-1}{N} E_k. \quad (6)$$

Let $\Delta_k = x_k^* - c_k$.

3.2 Updating the parameters of the quantization

In the following, we will give the rules to update x_k^* and E_k such that equation (3) holds.

Depending on whether switches occur, two case need to be considered respectively. Consider the sample interval $[t_k, t_{k+1})$, without loss of generality, let $\sigma(t_k) = p$ and $\sigma(t_{k+1}) = q$ throughout this paper.

Case 1: Sampling interval without switches occurring. Let $e(t) = x(t) - \hat{x}(t)$. Obviously, $\dot{e}(t) = A_p e(t)$ and $e(t_{k+1}^-) = \exp(A_p \tau) e(t_k)$ from equation (1) and (5). One can obtain that

$$\|e(t_{k+1}^-)\| = \|\exp(A_p \tau) e(t_k)\| \leq \|\exp(A_p \tau)\| \|e(t_k)\|$$

So we can update x_{k+1}^* and E_{k+1} by using

$$x_{k+1}^* := \hat{x}(t_{k+1}^-) = \exp((A_p + B_p K_p) \tau) c_k, \quad (7a)$$

$$E_{k+1} := \frac{\Lambda_p}{N} E_k. \quad (7b)$$

Case 2: Sampling interval with switches occurring. Let $\tau_k^1, \tau_k^2, \dots, \tau_k^s$ be the switching times of the Markov process, where s is the number of switches in $[t_k, t_{k+1})$. Obviously, τ_k^i and s are unknown. Let $\tau_k^0 = \tau_k$ and $\tau_k^{s+1} = \tau_{k+1}$. From (1) (4) and (5), one can obtain that

$$x(t_{k+1}^-) = [I_n, O_n] \prod_{i=0}^s \exp(A_{p, \sigma(\tau_k^i)} (\tau_k^{i+1} - \tau_k^i)) [x_k; c_k], \quad (8)$$

where

$$A_{p,q} = \begin{bmatrix} A_q & B_q K_p \\ O_n & A_p + B_p K_p \end{bmatrix}.$$

In order to estimate x_{k+1}^* and E_{k+1} , one can select some times $\tilde{\tau}_k^1, \tilde{\tau}_k^2, \dots, \tilde{\tau}_k^{M-1}$ as *expected* switching times. $\sigma(\tilde{\tau}_k^i)$ is the *expected* switching mode corresponding to the switching time $\tilde{\tau}_k^i$. Let $\tilde{\tau}_k^0 = \tau_k$ and $\tilde{\tau}_k^M = \tau_{k+1}$. Processing similarly to (8), one can obtain that

$$\tilde{x}(t_{k+1}^-) = [I_n, O_n] \prod_{i=0}^M \exp(A_{p, \sigma(\tilde{\tau}_k^i)} (\tilde{\tau}_k^{i+1} - \tilde{\tau}_k^i)) [c_k^\top, c_k^\top]^\top, \quad (9)$$

where set $\{\sigma(\tilde{\tau}_k^0), \dots, \sigma(\tilde{\tau}_k^{M-1})\} = \mathcal{M}$ and $\tilde{\tau}_k^{i+1} - \tilde{\tau}_k^i = \tau(1/\gamma_p) / (\sum_{i=1}^m 1/\gamma_i)$ if $\sigma(\tilde{\tau}_k^i) = p$. Moreover, one can select some instants $\tilde{\tau}_k^1, \tilde{\tau}_k^2, \dots, \tilde{\tau}_k^w$ as the *worst* switching

times. Let $\tilde{\tau}_k^0 = \tau_k$ and $\tilde{\tau}_k^{w+1} = \tau_{k+1}$. Processing similarly to (8), one can obtain that

$$\tilde{x}(t_{k+1}^-) = [I_n, O_n] \prod_{i=1}^w \exp(A_{p, \sigma(\tilde{\tau}_k^i)} (\tilde{\tau}_k^{i+1} - \tilde{\tau}_k^i)) [c_k^\top, c_k^\top]^\top, \quad (10)$$

where

$$\begin{aligned} & \{w, \tilde{\tau}_k^i, \sigma(\tilde{\tau}_k^i), i \in \mathbb{N}_{[1, w]}\} \\ & = \arg \max \left\| \prod_{i=1}^w \exp(A_{p, \sigma(\tilde{\tau}_k^i)} (\tilde{\tau}_k^{i+1} - \tilde{\tau}_k^i)) \right\| \end{aligned}$$

can be seen as the outliers of the switching times.

Let $\tilde{S}_k = [I_n, O_n] \prod_{i=0}^M \exp(A_{p, \sigma(\tilde{\tau}_k^i)} (\tilde{\tau}_k^{i+1} - \tilde{\tau}_k^i))$ and $\check{S}_k = [I_n, O_n] \prod_{i=1}^w \exp(A_{p, \sigma(\tilde{\tau}_k^i)} (\tilde{\tau}_k^{i+1} - \tilde{\tau}_k^i))$. From (3) and (6), one can get that

$$\|x(t_{k+1}) - \tilde{x}(t_{k+1}^-)\| \leq \|\check{S}_k\| (2\|x_k^*\| + \frac{2N-1}{N} E_k). \quad (11)$$

Moreover, from (6) and (11), by the triangle inequality one can get that

$$\begin{aligned} & \|x(t_{k+1}) - \tilde{x}(t_{k+1})\| \\ & \leq (2\|\check{S}_k\| + \|\tilde{S}_k - \check{S}_k\|) \|x_k^*\| \\ & \quad + \frac{(N-1)\|\tilde{S}_k - \check{S}_k\| + (2N-1)\|\check{S}_k\|}{N} E_k. \end{aligned} \quad (12)$$

So we can update x_{k+1}^* and E_{k+1} when switches occur by using

$$x_{k+1}^* := \tilde{S}_k [c_k^\top, c_k^\top]^\top, \quad (13a)$$

$$E_{k+1} := \chi_k \|x_k^*\| + \psi_k E_k, \quad (13b)$$

where

$$\begin{aligned} \chi_k &= 2\|\check{S}_k\| + \|\tilde{S}_k - \check{S}_k\|, \\ \psi_k &= ((N-1)\|\tilde{S}_k - \check{S}_k\| + (2N-1)\|\check{S}_k\|)/N. \end{aligned}$$

Remark 6 How to select $\{\tilde{\tau}_k^i, i \in \mathbb{N}_{[1, M]}\}$ is challenging but computable. It is easy to see that

$$\left\| \prod_{i=1}^w \exp(A_{p, \sigma(\tilde{\tau}_k^i)} (\tilde{\tau}_k^{i+1} - \tilde{\tau}_k^i)) \right\| \leq \exp\left(\max_{q \in \mathcal{M}} \|A_{p,q}\| \tau\right).$$

The above inequality can be used to choose the worst switching times.

Remark 7 Matrix \tilde{S}_k is not uniquely determined from (9), because $\{A_{p,q}, p, q \in \mathcal{M}\}$ may be not

commute. Nevertheless, one can guarantee that $x_k \in \mathcal{S}_k$ holds for any $k \in \mathbb{N}_+$ because inequality (12) holds. Matrix \tilde{S}_k is computable, because the modes are finite, and τ is bounded. It is easy to verify that $\left\| \prod_{i=1}^w \exp(A_{p,\sigma(\tilde{\tau}_i)}(\tilde{\tau}_k^{i+1} - \tilde{\tau}_k^i)) \right\| \leq \exp(\max_{q \in \mathcal{M}} \|A_{p,q}\| \tau)$. $\tilde{x}_{t_{k+1}}$ is used to estimate the center of quantization and is dependent on the mean value of the sojourn time of the mode, which can be seen as the “expected value”. $\tilde{x}(t_{k+1})$ is used to estimate the range of quantization, which can be seen as the “worst value”.

3.3 Stability Analysis of the MJLS

In the subsection, the sufficient condition will be given to ensure the stabilization of the MJLSs under the above communication and control protocol.

For convenience, let

$$\begin{aligned} \nu_p &= \max \left\{ 1 - \alpha_{1,p}, \frac{\beta_{1,p}}{\rho_p} + \frac{\Lambda_p^2}{N^2} \right\}, \\ \alpha_{1,p} &= \frac{\lambda(Q_p)}{\lambda(P_p)} - \frac{\alpha_p \bar{\lambda}(S_p^\top Q_p S_p)}{\lambda(P_p)}, \\ \beta_{1,p} &= \left(1 + \frac{1}{\alpha_p} \right) n \bar{\lambda}(S_p^\top Q_p S_p) \left(\frac{N-1}{N} \right)^2, \\ \nu_p &= \max \left\{ \alpha_{2,p}, \frac{\beta_{2,p}}{\rho_p} + \frac{\Lambda_p^2}{N^2} \right\}, \\ \alpha_{2,p} &= (1 + \beta_p) \frac{\bar{\lambda}(S_p^\top P_p S_p)}{\lambda(P_p)}, \\ \beta_{2,p} &= \left(1 + \frac{1}{\beta_p} \right) n \bar{\lambda}(S_p^\top P_p S_p) \left(\frac{N-1}{N} \right)^2, \\ \mu_p &= \max_{q \in \mathcal{M}} \mu_{pq}, \\ \mu_{pq} &= \max \left\{ \alpha_{3,pq}, \frac{\beta_{3,pq}}{\rho_p} \right\}, \\ \alpha_{3,pq} &= 2(1 + \beta_{pq}) \frac{\bar{\lambda}(\tilde{S}_p^\top P_q \tilde{S}_p)}{\lambda(P_p)} + \rho_q \lambda_p^2 (1 + \alpha_{pq}) \frac{1}{\lambda(P_p)}, \\ \beta_{3,pq} &= 2 \left(1 + \frac{1}{\beta_{pq}} \right) n \bar{\lambda}(\tilde{S}_p^\top P_q \tilde{S}_p) \left(\frac{N-1}{N} \right)^2 + \rho_q \psi_p^2 (1 + \frac{1}{\alpha_{pq}}), \end{aligned}$$

where $\rho_p, \alpha_p, \beta_p, \alpha_{pq}$ and β_{pq} are positive constants, and P_p are positive definite matrices, which will be defined. We arrive at the following result.

Theorem 8 Consider Markov jump linear system (1). Suppose that Assumptions 1 and 4 hold. If the inequality

$$\sum_{p \in \mathcal{M}} \pi_p \rho_{\mu,p} \ln \mu_p + \sum_{p \in \mathcal{M}_s} \pi_p \rho_{\nu,p} \ln \nu_p + \sum_{p \in \mathcal{M}_u} \pi_p \rho_{\nu,p} \ln \nu_p < 0 \quad (14)$$

holds, where $\rho_{\nu,p} = e^{-2\gamma_p \tau}$, $\rho_{\mu,p} = e^{-\gamma_p \tau}$, and $\rho_{\mu,p} = 1 - e^{-2\gamma_p \tau}$, then system (1) reaches almost sure exponential stabilization under the communication and control protocol described in Section 3.1.

PROOF. Define the Lyapunov function

$$V_p(x_k^*, E_k) = (x_k^*)^\top P_p x_k^* + \rho_p E_k^2, \quad p \in \mathcal{M}$$

which depends on the active mode p ($p = \sigma(t_k)$), where P_p is a positive definite matrix, and $\rho_p > 0$. By the definition of the quantization in Section 3.1, it is obvious that the sequences $\{x_k^*, k \in \mathbb{N}\}$ and $\{E_k, k \in \mathbb{N}\}$ can be used to characterize the stability of $x(t)$. The proof is divided into 5 steps as follows:

Step 1: Sampling interval without switches occurring. Two scenarios are needed to be considered as follows:

a) (A_p, B_p) is stabilizable, i.e., $p \in \mathcal{M}_s$. Let $S_p = e^{(A_p + B_p K_p) \tau}$, there exists $P_p > 0$ and $Q_p > 0$ such that $S_p^\top P_p S_p - P_p = -Q_p < 0$. One can obtain that

$$\begin{aligned} & (x_{k+1}^*)^\top P_p x_{k+1}^* - (x_k^*)^\top P_p x_k^* \\ &= (S_p x_k^* + S_p \Delta_k)^\top P_p (S_p x_k^* + S_p \Delta_k) - (x_k^*)^\top P_p x_k^* \\ &\leq - (x_k^*)^\top Q_p x_k^* + \alpha (x_k^*)^\top S_p^\top P_p S_p x_k^* \\ &\quad + \frac{1}{\alpha} \Delta_k^\top S_p^\top P_p S_p \Delta_k + \Delta_k^\top S_p^\top P_p S_p \Delta_k \end{aligned}$$

for any $\alpha_p > 0$, because P_p is positive definite, which has the Cholesky factorization, and $2x^\top P_p y \leq x^\top P_p x + y^\top P_p y$ for any $x, y \in \mathbb{R}^n$ and $\alpha > 0$,

$$\begin{aligned} & V_p(x_{k+1}^*, E_{k+1}) \\ &\leq \left(1 - \frac{\lambda(Q_p)}{\lambda(P_p)} + \frac{\alpha \bar{\lambda}(S_p^\top Q_p S_p)}{\lambda(P_p)} \right) (x_k^*)^\top P_p x_k^* \\ &\quad + \left(1 + \frac{1}{\alpha} \right) n \bar{\lambda}(S_p^\top Q_p S_p) \left(\frac{N-1}{N} \right)^2 E_k^2 + \frac{\Lambda_p^2}{N^2} \rho_p E_k^2 \\ &\leq \nu_p V_p(x_k^*, E_k), \end{aligned} \quad (15)$$

One can choose ρ_p and α_p such that $\nu_p < 1$ for any $p \in \mathcal{M}_s$.

b) (A_p, B_p) is unstabilizable, i.e., $p \in \mathcal{M}_u$. Let $K_p = 0$ and $S_p = \exp(A_p \tau)$, one can obtain that

$$\begin{aligned} & (x_{k+1}^*)^\top P_p x_{k+1}^* \\ &= (x_k^*)^\top S_p^\top P_p S_p x_k^* + 2(x_k^*)^\top S_p^\top P_p S_p \Delta_k + \Delta_k^\top S_p^\top P_p S_p \Delta_k \end{aligned}$$

Processing similarly to (15), one can obtain that

$$\begin{aligned} & V_p(x_{k+1}^*, E_{k+1}) \\ &\leq \left((1 + \beta_p) \frac{\bar{\lambda}(S_p^\top P_p S_p)}{\lambda(P_p)} \right) (x_k^*)^\top P_p x_k^* \\ &\quad + \left(1 + \frac{1}{\beta_p} \right) n \bar{\lambda}(S_p^\top P_p S_p) \left(\frac{N-1}{N} \right)^2 E_k^2 + \frac{\Lambda_p^2}{N^2} \rho_p E_k^2 \\ &\leq \nu_p V_p(x_k^*, E_k), \end{aligned} \quad (16)$$

for any $\beta_p > 0$. Obviously, $\nu_p > 1$ for any ρ_p and β_p , $p \in \mathcal{M}_u$

Step 2: Sampling interval with switches occurring. Notice that (13), one can obtain that

$$\begin{aligned} V_q(x_{k+1}^*, E_{k+1}) &= (x_{k+1}^*)^\top P_q x_{k+1}^* + \rho_q E_{k+1}^2 \\ &\leq (\tilde{S}_p[(x_k^*)^\top, (x_k^*)^\top]^\top + \tilde{S}_p[\Delta_k^\top, \Delta_k^\top]^\top)^\top \\ &\quad \times P_q (\tilde{S}_p[(x_k^*)^\top, (x_k^*)^\top]^\top + \tilde{S}_p[\Delta_k^\top, \Delta_k^\top]^\top)^\top \\ &\quad + \rho_q (\chi_p \|x_k^*\| + \psi_p E_k)^2 \end{aligned}$$

Processing similarly to (15), one can obtain that

$$\begin{aligned} V_q(x_{k+1}^*, E_{k+1}) &\leq \left(2(1 + \beta_{pq}) \frac{\bar{\lambda}(\tilde{S}_p^\top P_q \tilde{S}_p)}{\Delta(P_p)}\right) (x_k^*)^\top P_p x_k^* \\ &\quad + 2\left(1 + \frac{1}{\beta_{pq}}\right) n \bar{\lambda}(\tilde{S}_p^\top P_q \tilde{S}_p) \left(\frac{N-1}{N}\right)^2 E_k^2 \\ &\quad + \rho_q \left(\chi_p^2 (1 + \alpha_{pq}) \frac{1}{\Delta(P_p)} (x_k^*)^\top P_p x_k^* + \psi_p^2 (1 + \frac{1}{\alpha_{pq}}) E_k^2\right) \\ &\leq \mu_{pq} V_p(x_k^*, E_k), \end{aligned} \quad (17)$$

for any $\alpha_{pq} > 0$ and $\beta_{pq} > 0$.

Step 3: Combined bound at sampling times. The sampling intervals divide the above three types. And combining them, from (15) (16) and (17), one can get that

$$V_{\sigma(t_k)}(x_k^*, E_k) \leq \prod_{p,q \in \mathcal{M}} \mu_{pq}^{N_{pq}} \prod_{p \in \mathcal{M}_s} \nu_p^{N_p} \prod_{p \in \mathcal{M}_u} v_p^{N_p} \times V_{\sigma(t_0)}(x_0^*, E_0), \quad (18)$$

where N_{pq} denotes the number of the sampling intervals with switches occurring and $\sigma(t_k) = p$ and $\sigma(t_{k+1}) = q$, and N_p denotes the number of the sampling intervals without switches occurring and $\sigma(t_k) = p$.

Step 4: State bound in sampling intervals. Consider both switches occurring and no switch occurring scenarios in an interval $[t_k, t_{k+1})$. When no switch occurs, one can obtain that

$$x(t) = [I_n \ O_n] \exp(A_{p,p}(t - t_k)) [x_k^\top, c_k^\top]^\top$$

for $t \in [t_k, t_{k+1})$. One can obtain that

$$\begin{aligned} \|x(t)\| &\leq \|[I_n \ O_n] \exp(A_{p,p}(t - t_k)) [x_k^\top, c_k^\top]^\top\| \\ &\leq \exp(\|A_{p,p}\|\tau) (\|x_k\| + \|c_k\|). \end{aligned} \quad (19)$$

When switches occur, let $\tau_k^1, \tau_k^2, \dots, \tau_k^s$ be the switching times of the Markov process, where s is the number of switches in $[t_k, t_{k+1})$. Let $\tau_k^0 = \tau_k$ and $\tau_k^{s+1} = \tau_{k+1}$, one can obtain that

$$\begin{aligned} x(t) &= [I_n \ O_n] \exp(A_{p,\sigma(\tau_k^j)}(t - \tau_k^j)) \\ &\quad \prod_{i=1}^{j-1} \exp(A_{p,\sigma(\tau_k^i)}(\tau_k^{i+1} - \tau_k^i)) [x_k^\top, c_k^\top]^\top \end{aligned}$$

for any $t \in [\tau_k^j, \tau_k^{j+1}) \subset [t_k, t_{k+1})$, $j \in \mathbb{N}_{[0,s]}$. Processing similarly to (19), one can obtain that

$$\|x(t)\| \leq \max_{q \in \mathcal{M}, p \neq q} \exp(\|A_{p,q}\|\tau) (\|x_k\| + \|c_k\|), \quad (20)$$

for any $t \in [t_k, t_{k+1})$. From (19) and (20), one can obtain that

$$\|x(t)\| \leq \max_{q \in \mathcal{M}} \exp(\|A_{p,q}\|\tau) (\|x_k\| + \|c_k\|). \quad (21)$$

Step 5: Almost sure exponential stabilization. Let $\mathbf{p}_{\text{switch}}$ be the probability that switches occur in a sampling interval, and $1 - \mathbf{p}_{\text{switch}}$ be the probability that not any switch occurs. Let $\mathbf{p}_{\nu,p} := \int_{2\tau}^{+\infty} \gamma_p e^{-\gamma_p \omega} d\omega = e^{-2\gamma_p \tau}$ be the probability of the sojourn time more than 2τ of mode p for $p \in \mathcal{M}_s$. Let $\mathbf{p}_{\nu,p} := \int_{\tau}^{+\infty} \gamma_p e^{-\gamma_p \omega} d\omega = e^{-\gamma_p \tau}$ be the probability of the sojourn time more than τ of mode p for $p \in \mathcal{M}_u$. Let $\mathbf{p}_{\mu,p} := \int_0^{2\tau} \gamma_p e^{-\gamma_p \omega} d\omega = 1 - e^{-2\gamma_p \tau}$ be the probability of the sojourn time less than 2τ of mode p for $p \in \mathcal{M}$. Obviously, $\mathbf{p}_{\text{switch}} < \sum_{p \in \mathcal{M}} \pi_p \mathbf{p}_{\mu,p}$. By using ergodic law of large numbers, from (18) and (21), one can have that

$$\begin{aligned} \limsup_{t \rightarrow \infty} \frac{1}{t} \ln \|x(t)\| &\leq \left(\sum_{p \in \mathcal{M}} \pi_p \mathbf{p}_{\mu,p} \ln \mu_p \right. \\ &\quad \left. + \sum_{p \in \mathcal{M}_s} \pi_p \mathbf{p}_{\nu,p} \ln \nu_p + \sum_{p \in \mathcal{M}_u} \pi_p \mathbf{p}_{\nu,p} \ln v_p \right) k (\|x_0^*\| + E_0) \end{aligned}$$

in the almost sure sense, where k is a positive constant. So, if condition (14) holds, then $\mathbb{P}\{\limsup_{t \rightarrow \infty} \frac{1}{t} \ln \|x(t)\| \leq -\varepsilon\} = 1$. This completes the proof of Theorem 8.

Remark 9 *The condition of the MJLS is computable, which is independent of the explicit evolution of the Markov process. The generator Γ of the Markov process, which encodes all properties of the process in a single matrix, is important in the conditions of stabilization. Different generators result in the different stabilization for the same modes.*

Remark 10 *The concept of dwell time and average dwell-time have become standard assumption in the study of stability and stabilizability of switched and hybrid systems (Yang & Liberzon, 2018; Berger & Jungers, 2021). Liberzon (2014), Yang & Liberzon (2018) and Wakaiki & Yamamoto (2017) assume that the sampling period is no larger than the dwell time, that is, switches actually occur less often than once per sampling period. The dwell-time assumption of switching is dropped by using the sojourn time of Markov process. The assumption of stabilizability of all individual modes is not required in this paper.*

3.4 Extend to the semi-MJLS case

The semi-MJLS is more general than the MJLS in modeling some practical systems. In the subsection, we will extend our result to the semi-MJLS case. The switching signal $\{\sigma(t), t \in \mathbb{R}_+\}$ is a homogeneous semi-Markov process. The discrete-time process $\{\sigma_k, k \in \mathbb{N}\}$ is the embedded Markov chain of $\{\sigma(t), t \in \mathbb{R}_+\}$ with transition probability matrix $\Lambda = [\lambda_{ij}] \in \mathbb{R}^{M \times M}$ defined by $\lambda_{ij} = \mathbb{P}\{\sigma_{k+1} = j | \sigma_k = i\} > 0$ if $i \neq j$, $\lambda_{ii} = 0$ otherwise. The function $F_{ij}(t)$ is a cumulative distribution function of a sojourn time in mode i before moving to mode j of $\{\sigma(t), t \in \mathbb{R}_+\}$, defined by $F_{ij}(t) := \mathbb{P}\{h_{k+1} \leq t | \sigma_k = i, \sigma_{k+1} = j\}$ for any $i, j \in \mathcal{M}$, $t \in \mathbb{R}_+$. The function $f_{ij}(t)$ is the probability density function corresponding to $F_{ij}(t)$. The semi-Markov kernel $\Theta(t) = [\theta_{ij}(t)] \in \mathbb{R}^{M \times M}$ of $\{\sigma(t), t \in \mathbb{R}_+\}$ is defined by $\theta_{ij}(t) := \mathbb{P}\{\sigma_{k+1} = j, h_{k+1} \leq t | \sigma_k = i\}$, for any $i, j \in \mathcal{M}$, $t \in \mathbb{R}_+$. It is easy to check that $\theta_{ij}(t) = \lambda_{ij} F_{ij}(t)$.

In this paper, the cumulative distribution function of the sojourn time depends on both the current and next system mode.

Assumption 11 (semi-Markov process) *The semi-Markov process $\{\sigma(t), t \in \mathbb{R}_+\}$ is irreducible and aperiodic.*

Similarly to the Markov process, Assumption 11 implies the semi-Markov process is ergodic and has a unique stationary distribution $\pi = [\pi_1, \pi_2, \dots, \pi_M]$ which can be calculated by $\pi\Lambda = \pi$ and $\sum_{i=1}^M \pi_i = 1$ (see, e.g., Grabski (2015)).

Theorem 12 *Consider semi-Markov jump linear system (1). Suppose that Assumptions 4 and 11 hold. If the inequality*

$$\sum_{p \in \mathcal{M}} \pi_p \mathbf{p}'_{\mu,p} \ln \mu_p + \sum_{p \in \mathcal{M}_s} \pi_p \mathbf{p}'_{\nu,p} \ln \nu_p + \sum_{p \in \mathcal{M}_u} \pi_p \mathbf{p}'_{v,p} \ln v_p < 0$$

holds, where $\mathbf{p}'_{\mu,p} = \sum_{q \in \mathcal{M}} \lambda_{pq} \int_0^{2\tau} f_{pq}(\omega) d\omega$, $\mathbf{p}'_{\nu,p} =$

$$\sum_{q \in \mathcal{M}} \lambda_{pq} \int_{2\tau}^{+\infty} f_{pq}(\omega) d\omega \text{ and } \mathbf{p}'_{v,p} = \sum_{q \in \mathcal{M}} \lambda_{pq} \int_{\tau}^{+\infty} f_{pq}(\omega) d\omega,$$

then system (1) reaches almost sure exponential stabilization under the communication and control protocol described in Section 3.1.

Remark 13 *The difference between the Markov process and the semi-Markov process is the probability density function of the sojourn times. The sojourn times of semi-Markov process are random variables with any distribution. The proof is the same as the proof of Theorem 8 except Step 5. One can deal with Step 5 by computing the probability of sojourn times via*

the semi-Markov kernel approach, thus obtain that $f_i(t) = \sum_{j \in \mathcal{M}} \lambda_{ij} f_{ij}(t)$ and $F_i(t) = \sum_{j \in \mathcal{M}} \theta_{ij}(t) = \sum_{j \in \mathcal{M}} \lambda_{ij} F_{ij}(t)$. The proof is omitted for brevity. The Markov process can be treated as a special case of the semi-Markov process, where the probability density function $f_i(t) = \gamma_i e^{-\gamma_i t}$ only depends on the current system mode (see, e.g., Grabski (2015)). Theorem 12 is more general than Theorem 8.

4 Numerical Simulation

4.1 Evolution algorithm

In this subsection, the algorithm of the state evolution is given. Let Δt be the time step, end be the ending time of the simulation. Δt can be designed depending on the sampling period τ . Algorithm 1 shows the logic of the designed protocol to compute the states of the MJLS.

Algorithm 1 Control and state evolution

Initial: System matrices A_i, B_i, K_i for $i \in \mathcal{M}, \Gamma, N$, Δt and end
Output: State evolution: $x(t), \hat{x}(t)$
Compute τ by using condition (14)
for $t = 0 : \Delta t : end$ **do**
 Update $\sigma(t), x(t)$ and $\hat{x}(t)$ by using (1), (4) and (5)
 if $t = t_k \{t_k = k\tau, k \in \mathbb{N}\}$ **then**
 if no switch occurs in $[t_{k-1}, t_k]$ **then**
 Update E_k, x_k^* by using definition (7)
 else
 Update E_k, x_k^* by using definition (13)
 end if
 Update c_k according to the quantization.
 end if
end for

4.2 Numerical Examples

In this subsection, some numerical examples are provided to demonstrate the validity of the obtained theoretical results.

Consider a MJLS with three modes with system matrices:

$$A_1 = \begin{bmatrix} 1 & 0 \\ 0 & -1 \end{bmatrix}, B_1 = \begin{bmatrix} 1 \\ 0 \end{bmatrix}, K_1 = \begin{bmatrix} -2 & 0 \end{bmatrix},$$

$$A_2 = \begin{bmatrix} 1 & 0 \\ 0 & -1 \end{bmatrix}, B_2 = \begin{bmatrix} 0 \\ 1 \end{bmatrix}, K_2 = \begin{bmatrix} 0 & 0 \end{bmatrix},$$

$$A_3 = \begin{bmatrix} 0 & 1 \\ -1 & 0 \end{bmatrix}, B_3 = \begin{bmatrix} 0 \\ 1 \end{bmatrix}, K_3 = \begin{bmatrix} 0 & -4 \end{bmatrix},$$

and generator of the Markov process

$$\Gamma = \begin{bmatrix} -0.050 & 0.010 & 0.040 \\ 0.075 & -0.15 & 0.075 \\ 0.035 & 0.005 & -0.045 \end{bmatrix}.$$

First, consider the MJLS under the protocol defined in Section 3.1 and 3.2. Choose $P_1 = I_n$, $P_2 = I_n$, for $p \in \{1, 2, 3\}$, $\tau = 0.1$, $N = 10$ and $\Delta t = 0.0001$ such that the conditions of Theorem 8 are satisfied (the detailed results are shown in Table 1). The evolution of the states of the MJLS is shown in Fig. 3 for the chosen initial values $[-5, 8.9]^\top$. One can observe from Fig. 3 that stabilization can be reached.

p	stabilizability	ν_p	ν_p	μ_p	π_p
1	Yes	0.8766	/	5.5734	0.4386
2	No	/	1.3435	4.8951	0.1404
3	Yes	0.9883	/	7.7885	0.4211

Table 1

The detailed computation results.

Next, the 20 realizations of the MJLS are given and Fig. 4 illustrates the $|x_1(t)|$ and $|x_2(t)|$ starting with the same initial value $[-5, 8.9]^\top$ and generator Γ . Apparently, the MJLS under the designed communication and control protocol achieves almost sure exponential stabilization.

5 Conclusion

In this paper, we consider the stabilization problem of the MJLSs under the communication data-rate constraints, where the switching signal is a continuous-time Markov process. Sampling and quantization are used as fundamental tools to deal with the problem. Under the proposed communication and control protocol, the sufficient conditions are given to ensure the almost sure exponential stabilization of the MJLSs. The conditions depend on the generator of the Markov process. The sampling times and the jump time is also independent. We extend the result to the semi-MJLSs case.

In future, we will extend our results to Markov/semi-Markov jump nonlinear systems. The communication and control protocols will applied to networked control systems. Typical communication channels are noisy and have delays. The noise and delays will be considered in stabilization of MJLSs/semi-MJLSs.

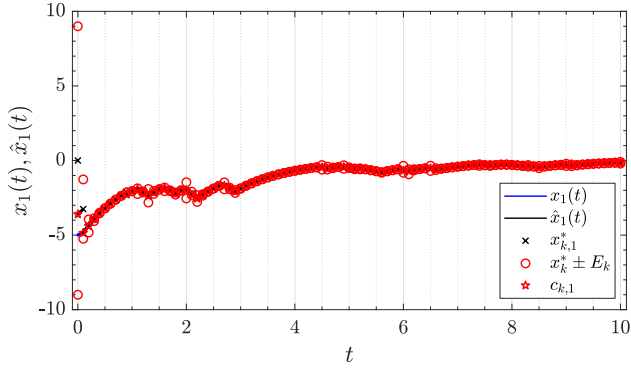
Acknowledgements

This work was supported in part by the National Natural Science Foundation of China under Grant 61873171,

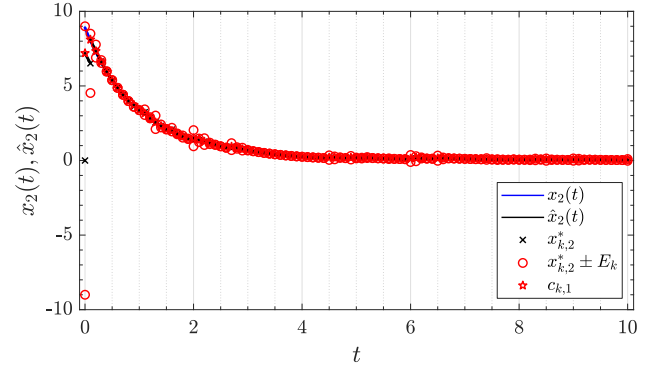
61872429 and 61973241, in part by the Natural Science Foundation of Guangdong Province, China under Grant 2019A1515012192.

References

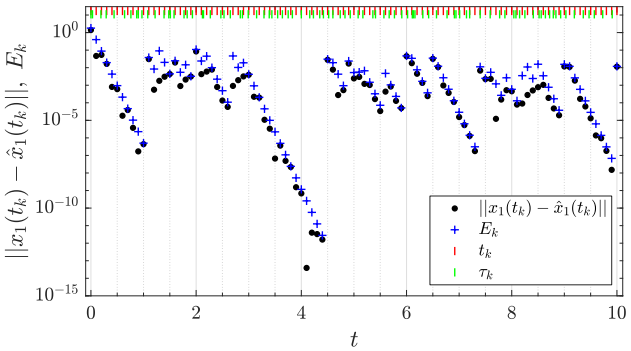
- Berger, G. O., & Jungers, R. M. (2021). [Quantized stabilization of continuous-time switched linear systems](#). *IEEE Control Systems Letters*, 5(1), 319–324.
- Bolzern, P., Colaneri, P., & De Nicolao, G. (2006). [On almost sure stability of continuous-time Markov jump linear systems](#). *Automatica*, 42(6), 983–988.
- Brockett, R. W., & Liberzon, D. (2000). [Quantized feedback stabilization of linear systems](#). *IEEE Transactions on Automatic Control*, 45(7), 1279–1289.
- Elia, N., & Mitter, S. K. (2001). [Stabilization of linear systems with limited information](#). *IEEE Transactions on Automatic Control*, 46(9), 1384–1400.
- Gabriel, G. W., & Geromel, J. C. (2017). [Performance evaluation of sampled-data control of markov jump linear systems](#). *Automatica*, 86, 212–215.
- Grabski, F. (2015). *Semi-Markov Processes: Applications in System Reliability and Maintenance*. Elsevier.
- Hespanha, J. P., & Morse, A. S. (1999). [Stability of switched systems with average dwell-time](#). In *Proceedings of the 38th IEEE Conference on Decision and Control* (pp. 2655–2660). volume 3.
- Li, C., Chen, M. Z. Q., Lam, J., & Mao, X. (2012). [On exponential almost sure stability of random jump systems](#). *IEEE Transactions on Automatic Control*, 57(12), 3064–3077.
- Li, L., Ugrinovskii, V. A., & Orsi, R. (2007). [Decentralized robust control of uncertain markov jump parameter systems via output feedback](#). *Automatica*, 43(11), 1932–1944.
- Liberzon, D. (2003a). [Hybrid feedback stabilization of systems with quantized signals](#). *Automatica*, 39(9), 1543–1554.
- Liberzon, D. (2003b). [On stabilization of linear systems with limited information](#). *IEEE Transactions on Automatic Control*, 48(2), 304–307.
- Liberzon, D. (2003c). *Switching in Systems and Control*. Boston: Birkhäuser.
- Liberzon, D. (2014). [Finite data-rate feedback stabilization of switched and hybrid linear systems](#). *Automatica*, 50(2), 409–420.
- Liberzon, D., & Hespanha, J. P. (2005). [Stabilization of nonlinear systems with limited information feedback](#). *IEEE Transactions on Automatic Control*, 50(6), 910–915.
- Liberzon, D., & Morse, A. S. (1999). [Basic problems in stability and design of switched systems](#). *IEEE Control Systems Magazine*, 19(5), 59–70.
- Mao, X. (2008). *Stochastic Differential Equations and Applications*. (2nd ed.). Cambridge: Woodhead Publishing.
- Murray, R. M., Astrom, K. J., Boyd, S. P., Brockett, R. W., & Stein, G. (2003). [Future directions in control in an information-rich world](#). *IEEE Control Systems Magazine*, 23(2), 20–33.
- Nair, G. N., Fagnani, F., Zampieri, S., & Evans, R. J. (2007).



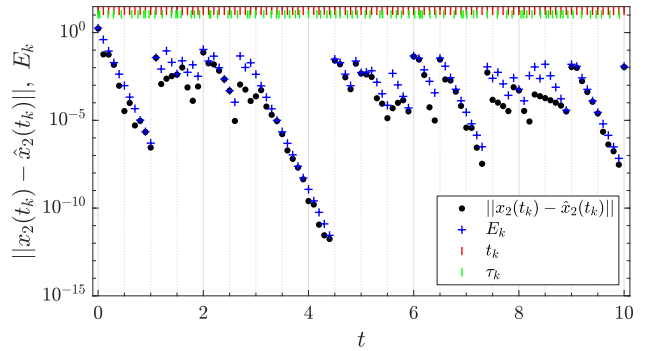
(a) Time evolution of state $x_1(t)$ and $\hat{x}_1(t)$



(b) Time evolution of state $x_2(t)$ and $\hat{x}_2(t)$



(c) The quantization $x_1(t)$



(d) The quantization $x_2(t)$

Fig. 3. The states and quantization of the MJLS with a Markov process sample path.

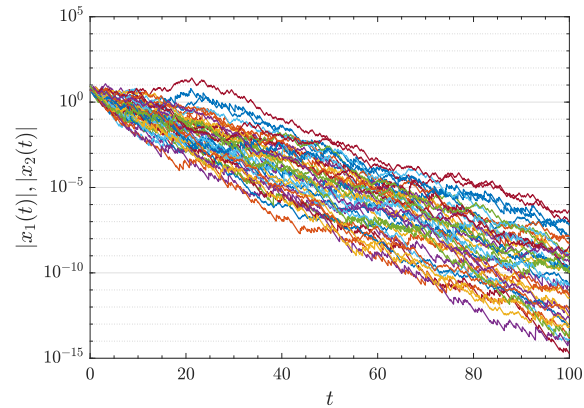


Fig. 4. The states of 20 realizations with $x(0) = [-5, 8.9]^\top$.

Feedback control under data rate constraints: an overview. *Proceedings of the IEEE*, 95(1), 108–137.

Privault, N. (2018). *Understanding Markov chains: Examples and Applications*. (2nd ed.). Springer Singapore.

Sharon, Y., & Liberzon, D. (2012). Input to state stabilizing controller for systems with coarse quantization. *IEEE Transactions on Automatic Control*, 57(4), 830–844.

Shi, P., & Shen, Q. K. (2017). Observer-based leader-following consensus of uncertain nonlinear multi-agent systems. *International Journal of Robust and Nonlinear Control*, 27(17), 3794–3811.

Song, Y., Dong, H., Yang, T., & Fei, M. (2014). Almost sure stability of discrete-time Markov jump linear systems. *IET Control Theory Applications*, 8(11), 901–906.

Song, Y., Yang, J., Yang, T., & Fei, M. (2016). Almost sure stability of switching Markov jump linear systems. *IEEE Transactions on Automatic Control*, 61(9), 2638–2643.

Tatikonda, S., & Mitter, S. (2004). Control under communication constraints. *IEEE Transactions on Automatic Control*, 49(7), 1056–1068.

Wakaiki, M., & Yamamoto, Y. (2017). Stabilization of switched linear systems with quantized output and switching delays. *IEEE Transactions on Automatic Control*, 62(6), 2958–2964.

Wang, B.-C., & Zhang, J.-F. (2013). Distributed output feedback control of markov jump multi-agent systems. *Automatica*, 49(5), 1397–1402.

Wu, X., Tang, Y., Cao, J., & Mao, X. (2018). Stability analysis for continuous-time switched systems with stochastic switching signals. *IEEE Transactions on Automatic Control*, 63(9), 3083–3090.

Yang, G., & Liberzon, D. (2018). Feedback stabilization of switched linear systems with unknown disturbances under data-rate constraints. *IEEE Transactions on Automatic Control*, 63(7), 2107–2122.

Zhang, C., Kan Chen, & Dullerud, G. E. (2009). Stabilization of Markovian jump linear systems with limited information - a convex approach. In *2009 American Control Conference* (pp. 4013–4019).

Zhang, L., Leng, Y., & Colaneri, P. (2016). Stability

- and stabilization of discrete-time semi-Markov jump linear systems via semi-Markov kernel approach. *IEEE Transactions on Automatic Control*, 61(2), 503–508.
- Zhang, L., & Prieur, C. (2017). Stochastic stability of markov jump hyperbolic systems with application to traffic flow control. *Automatica*, 86, 29–37.
- Zhang, M., Shi, P., Ma, L., Cai, J., & Su, H. (2019). Network-based fuzzy control for nonlinear Markov jump systems subject to quantization and dropout compensation. *Fuzzy Sets and Systems*, 371, 96–109.
- Zhang, M., Shi, P., Ma, L., Cai, J., & Su, H. (2019). Quantized feedback control of fuzzy Markov jump systems. *IEEE Transactions on Cybernetics*, 49(9), 3375–3384.