

# An Operator Theoretic Perspective on Pruning Deep Neural Networks

William T. Redman<sup>\*1, 2</sup>, Maria Fonoberova<sup>2</sup>, Ryan Mohr<sup>2</sup>, Ioannis G. Kevrekidis<sup>3</sup>, and Igor Mezić<sup>†2, 4</sup>

<sup>1</sup>Interdepartmental Graduate Program in Dynamical Neuroscience, University of California, Santa Barbara

<sup>2</sup>AIMdyn Inc., Santa Barbara

<sup>3</sup>Departments of Chemical and Biomolecular Engineering, & of Mathematics and Statistics, Johns Hopkins University

<sup>4</sup>Department of Mechanical Engineering and Mathematics, University of California, Santa Barbara

## Abstract

The discovery of sparse subnetworks that are able to perform as well as full models has found broad applied and theoretical interest. While many pruning methods have been developed to this end, the naïve approach of removing parameters based on their magnitude has been found to be as robust as more complex, state-of-the-art algorithms. The lack of theory behind magnitude pruning’s success, especially pre-convergence, and its relation to other pruning methods, such as gradient based pruning, are outstanding open questions in the field that are in need of being addressed. We make use of recent advances in dynamical systems theory, namely Koopman operator theory, to define a new class of theoretically motivated pruning algorithms. We show that these algorithms can be equivalent to magnitude and gradient based pruning, unifying these seemingly disparate methods, and that they can be used to shed light on magnitude pruning’s performance during early training.

## 1 Introduction

A surprising, but well-replicated, result in the study of deep neural network (DNN) optimization is that it is often possible to significantly “prune” the number of parameters after training with little effect on performance [3, 13, 15, 17, 20, 31, 32]. Because DNNs have become increasingly large and require considerable storage, memory bandwidth, and computational resources [13], finding a reduced form is desirable and has become an area of major research. In addition to the practical considerations, DNN pruning has become of theoretical interest, as the search for subnetworks that can be pruned with minimal effect on performance led to new insight on the success of large DNNs, via the development of the Lottery Ticket Hypothesis [9, 10]. A considerable body of literature has been devoted to expanding, interrogating, and critiquing this theory, furthering the understanding of sparse DNNs.

While many different methods exist for choosing which parameters to prune, including ones that take into account the gradient and the Hessian of the loss function [14, 20–22, 39], the simple approach of pruning based on a global threshold of parameters’ magnitudes has been found to be robust and competitive with more complicated, state-of-the-art methods [3]. In addition, early work on the Lottery Ticket Hypothesis found that magnitude pruning could be

---

<sup>\*</sup>wredman@ucsb.edu

<sup>†</sup>mezic@engineering.ucsb.edu

successfully performed early during training (although, iteratively pruning based on magnitude was found to yield considerably better results) [9]. Subsequent research has related the point in training time when iterative magnitude pruning can be successfully applied to a phenomenon known as “linear mode connectivity” [10]. However, why magnitude pruning does not work before the emergence of linear mode connectivity, is not well understood. Therefore, there is a need to develop new, theoretically driven tools for studying magnitude pruning, especially during training pre-convergence [11].

DNN training can be viewed as a discrete dynamical system, evolving the associated parameters along a trajectory. Despite the fact that this perspective is familiar (indeed it is often taught in introductions to gradient descent), the complex dependence of the trajectory on choice of optimization algorithm, architecture, activation functions, and data, has kept dynamical systems theory from providing much insight into the behavior of DNNs. However, the recent development of Koopman operator theory [4, 18, 19, 26], a rigorous, data-driven framework for studying nonlinear dynamical systems, has been successfully applied to DNNs and machine learning more generally [6, 7, 23, 30, 33, 36].

This recent success motivated us to ask whether we could leverage Koopman operator theory to provide insight into the pruning of DNNs trained. We first made use of Koopman methods to define a new class of pruning algorithms. One method in this class, which we refer to as Koopman magnitude pruning, is shown to be equivalent to magnitude pruning at convergence. Early during training, we again find that the two methods are equivalent. The dynamical systems theoretic perspective employed by Koopman pruning allows us to derive insight into the parameter dynamics present when the equivalence holds and when it does not. We find that the breaking of the equivalence occurs at a similar time that non-trivial structure emerges within the DNN. Finally, we extend our work beyond magnitude based pruning, finding that gradient pruning is equivalent to another form of Koopman pruning. Thus, the Koopman framework unifies magnitude and gradient pruning algorithms. Our contributions are the following:

- A new class of theoretically motivated pruning methods;
- New insight on the success (or lack thereof) of magnitude pruning pre-convergence;
- A unifying framework for magnitude and gradient based pruning.

## 2 Koopman Operator Theory Based Pruning

Koopman operator theory is a dynamical systems theory that lifts the nonlinear dynamics present in a finite dimensional state space, to an infinite dimensional functional space, where the dynamics are linear [18, 19, 26]. While gaining an infinite number of dimensions would appear to make the problem intractable, numerical methods have been developed in the past two decades to find good finite dimensional approximations of the relevant spectral objects [26, 27, 29, 34, 35, 37, 38]. Given the powerful and interpretable tools that exist for studying linear systems, Koopman operator theory has found tremendous success in a number of applied settings. Below we discuss the basics of Koopman mode decomposition, a key element in Koopman operator theory, and use it to motivate a new class of pruning algorithms. We broadly refer to these methods as *Koopman based pruning*. For more details on Koopman operator theory, we refer the interested reader to Budišić et al. [4].

### 2.1 Koopman Mode Decomposition

The central object of interest in Koopman operator theory is the Koopman operator,  $\mathbf{U}$ , an infinite dimensional linear operator that describes the time evolution of observables (i.e. functions of the underlying state space variables) that live in the function space  $\mathcal{F}$ . That is, after  $t > 0$  amount

of time, which can be continuous or discrete, the value of the observable  $g \in \mathcal{F}$ , which can be a scalar or a vector valued function, is given by

$$\mathbf{U}^t g(p) = g[\mathbf{T}^t(p)]. \quad (1)$$

Here  $\mathbf{T}$  is the dynamical map evolving the system and  $p$  is the initial condition or location in state space. In the case of training a DNN,  $\mathbf{T}$  is determined by the optimization algorithm and its associated hyperparameters (e.g. learning rate), architecture, activation functions, and order in which the training data is presented. If the optimizer is (a variant of) stochastic gradient descent, then each epoch will have its own  $\mathbf{T}$ , since the dynamic map depends on the ordering of the training data (see Sec. 2.3). The DNN parameter values that are set at initialization,  $\theta(0)$ , is the associated initial condition [i.e.  $p = \theta(0)$ ]. For the remainder of the paper, it will be assumed that the state space being considered is of finite dimension, and that  $\mathcal{F}$  is the space of square-integrable functions.

The action of the Koopman operator on the observable  $g$  can be decomposed as

$$\mathbf{U}g(p) = \sum_{i=0}^R \lambda_i \phi_i(p) \mathbf{v}_i, \quad (2)$$

where the  $\phi_i$  are eigenfunctions of  $\mathbf{U}$ , with  $\lambda_i \in \mathbb{C}$  as their eigenvalues and  $\mathbf{v}_i$  as their Koopman modes [26]. The decomposition of Eq. 2 is called the Koopman mode decomposition.

The Koopman mode decomposition is powerful because, for a discrete dynamical system, the value of  $g$  at  $t \in \mathbb{Z}^+$  time steps in the future is given by

$$g[\mathbf{T}^t(p)] = \mathbf{U}^t g(p) = \sum_{i=0}^R \lambda_i^t \phi_i(p) \mathbf{v}_i. \quad (3)$$

From Eq. 3, we see that the dynamics of the system in the directions  $\mathbf{v}_i$ , scaled by  $\phi_i(p)$ , are given by the magnitude of the corresponding  $\lambda_i$ . Assuming that  $|\lambda_i| \leq 1$  for all  $i$ , finding the long time behavior of  $g$  amounts to considering only the  $\phi_i(p) \mathbf{v}_i$  whose  $\lambda_i \approx 1$ .

There exist a number of different methods for computing the Koopman mode decomposition. While they differ in their assumptions on the dynamics of the system, they are all data-driven and require multiple snapshots of  $g$ . In the case DNN training, we can take  $g$  to be the identity function, and collect  $\tau + 1$  column vectors of the values the DNN parameters,  $\theta$ , each taken at a different training step. That is, to compute the Koopman mode decomposition, the data matrix  $\mathbf{D} = [\theta(0), \theta(1), \dots, \theta(\tau)] \in \mathbb{R}^{N \times (\tau+1)}$  must be constructed. For more discussion on the method to compute the Koopman modes used in this paper, see Appendix A.

## 2.2 Koopman Pruning

Any combination of DNN optimizer, architecture, activation function, and ordering of training data has an associated Koopman operator,  $\mathbf{U}$ , which governs the flow of DNN parameters during training. This Koopman operator, in turn, has various directions along which the flow exponentially grows and shrinks (i.e. the  $\phi_r[\theta(0)] \mathbf{v}_r$ ).

Previous work has shown that, over a non-trivial window of training, approximations of the Koopman operator can well capture the weight and bias dynamics of DNNs [7, 36], suggesting that the  $\phi_i[\theta(0)] \mathbf{v}_i$  may be useful for pruning. If we order the modes by the real part of their eigenvalues, i.e.  $\text{re}(\lambda_1) > \text{re}(\lambda_2) > \dots > \text{re}(\lambda_R)$ , and assume that  $\lambda_1 = 1$  (a reasonable assumption in the case of stable dynamical systems), then  $\phi_1[\theta(0)] \mathbf{v}_1$  corresponds to the predicted fixed point of training. That is, the first mode identifies the parameter values that the DNN would take after

training reached convergence. All additional modes would identify parameters that changed at increasingly larger exponential decays.

If  $\phi_1[\theta(0)]\mathbf{v}_1$  is accurate in its approximation of the fixed point, then pruning parameters based on their magnitude in  $\phi_1[\theta(0)]\mathbf{v}_1$  could prove to be useful. We refer to this as *Koopman magnitude pruning* (KMP) to denote its similarity to global magnitude pruning (GMP), a popular and robust approach to pruning [3]. We make this connection explicit in Section 3.

Alternatively, the decaying modes, i.e.  $\phi_2[\theta(0)]\mathbf{v}_2, \phi_3[\theta(0)]\mathbf{v}_3, \dots$ , might be expected to convey useful information about which parameters are most coherently dynamic. We refer to this strategy as *Koopman gradient pruning* (KGP) to denote its similarity to gradient pruning. We make this connection explicit in Section 5.

These algorithms, KMP and KGP, are two of many possible methods for pruning based on the Koopman mode decomposition. Algorithm 1 provides a general form for approaches in the class of Koopman based pruning. Note that we follow standard practice in the pruning literature and denote a DNN by  $f(x; \theta)$ , where  $x$  is its input and  $\theta$  is its  $N$  parameters. The goal of pruning is to find a mask,  $m \in \{0, 1\}^N$ , such that the accuracy of  $f(x; \theta \odot m)$  is comparable to the original DNN. Here  $\odot$  denotes the usual element-wise multiplication. To determine which parameters to prune (i.e. which  $m_i = 0$ ), a scoring function,  $s$ , is used. In the case of GMP,  $s(\theta_i) = |\theta_i|$ . The DNN is compressed an amount  $c$  by keeping only the  $\frac{100}{c}\%$  of parameters with the largest scores. If  $c = 4$ , then only the parameters with scoring function values that are in the top 25% are kept.

---

**Algorithm 1** General form for class of Koopman based pruning methods.

---

1. Construct the data matrix  $\mathbf{D} = [\theta(0), \theta(1), \dots, \theta(\tau)]$  from  $\tau + 1$  snapshots of the parameter values  $\theta$  during training.
  2. Compute the Koopman mode decomposition from  $\mathbf{D}$  to obtain  $R$  Koopman modes,  $(\lambda_i, \phi_i, \mathbf{v}_i)$ .
  3. Using a scoring function,  $s$ , that is a function of  $(\lambda_i, \phi_i, \mathbf{v}_i)$ , create a pruning mask,  $m$ , that compresses the network by an amount  $c$ . In the case of KMP,  $s(\theta, \lambda_i, \phi_i, \mathbf{v}_i) = |\phi_1[\theta(0)]\mathbf{v}_1|$ , assuming that  $\lambda_1 = 1$ .
  4. Create the pruned DNN,  $f(x; \theta \odot m)$ .
- 

### 2.3 Koopman Operator’s Dependence on Order of Training Data

As noted above, the dynamical map involved in training a DNN,  $\mathbf{T}$ , is dependent on the choice of optimizer, architecture, activation function, and order in which the training data is presented. Given that the action of the Koopman operator is related to  $\mathbf{T}$  via Eq. 1, the Koopman mode decomposition must also be dependent on these quantities. In the experiments that are performed in the remainder of this paper, optimizer, activation function, and architecture will be fixed ahead of time. However, because we will be making use of SGD, the ordering of the training data, referred to in some literature as “SGD noise” [10], will vary epoch to epoch.

A consequence of this is that, at each epoch, the dynamical system being considered will change, as the mapping from  $\theta(t)$  to  $\theta(t + 1)$  will depend on which subset of training data is shown at training iteration  $t$ . Note that it will also depend on the size of the batch size (i.e. what fraction of the training data is shown before updating  $\theta$ ), however this will also be fixed for the experiments we perform. While Koopman operator theory has been extended to random dynamical systems [5], we can view the training over the course of an epoch as a deterministic process, by fixing ahead of time the ordering of the training data. For the remainder of this paper, we will be computing the

Koopman mode decomposition for each epoch by using only the parameter evolution data from that epoch.

The impact that SGD noise has on a DNN has been found to depend on the amount of training [10]. Near initialization, two copies of the same DNN trained on different orderings of the data lead to convergence on different local minima, whose linear path sees a “hill” (i.e. increase) of testing error. This suggests that they are in different parts of the loss landscape. However, with increased training, SGD noise brings the two copies of the DNN to the same “valley”, where their linear path has no significant rise in testing error. This phenomenon is called linear mode connectivity [10], and it is known to be related to the success of being able to find winning tickets in the Lottery Ticket Hypothesis framework. However, the cause of its emergence, and whether it is related to other dynamical phenomenon, is not currently well known.

### 3 Equivalence of Global and Koopman Magnitude Pruning in the Long Training Limit ( $t \rightarrow \infty$ )

We start by examining how global and Koopman magnitude pruning compare in the long-training time limit. We consider a DNN, initialized with parameters  $\theta(0)$ , optimized via SGD on training data  $x$ , with the order of the  $i^{\text{th}}$  epoch’s data denoted by  $x_i$ . As the number of epochs goes to  $\infty$ , the DNN will converge to  $\theta^*$ , a local minimum in the loss landscape. This requires that  $\|\theta(t) - \theta^*\|_2 \rightarrow 0$ , as  $t \rightarrow \infty$ . Therefore, for  $\epsilon \in \mathbb{R}^+$ , there exists a  $t_\epsilon$ , such that  $\|\theta(t) - \theta^*\|_2 < \epsilon$ , for all  $t > t_\epsilon$ . Here,  $\|\cdot\|_2$  is the  $l^2$  norm.

Similarly, previous work on approximating the Koopman operator tells us that if we are sufficiently near the fixed point (and if the trajectory is sufficiently “nice”), then the computed Koopman mode decomposition should well approximate the true dynamics. That is, for  $\epsilon \in \mathbb{R}^+$ , there exists a  $t_\epsilon^{\text{Koop}}$  such that  $\|\tilde{\theta}^* - \theta^*\|_2 < \epsilon$ , for all  $t > t_\epsilon^{\text{Koop}}$ . Here,  $\tilde{\theta}^* = \phi[\theta(t_\epsilon^{\text{Koop}})]\mathbf{v}_1$  is the computed Koopman mode corresponding to  $\lambda = 1$ .

Assuming that a DNN has trained for at least  $\max(t_\epsilon, t_\epsilon^{\text{Koop}})$  training steps, then

$$\|\tilde{\theta}^* - \theta(t)\|_2 < 2\epsilon, \quad (4)$$

If  $\epsilon$  is sufficiently small, then  $m(|\tilde{\theta}^*|, c) \approx m(|\theta(t)|, c)$ , and the two methods are thus equivalent.

To test whether this result holds in practice, we used ShrinkBench, a recent open source toolkit for standardizing pruning results and avoiding bad practices that have been identified in the pruning literature [3]. The results of pruning a custom ShrinkBench convolutional DNN called “MnistNet” [3], pre-trained on MNIST <sup>1</sup>, and ResNet-20, pre-trained on CIFAR-10 <sup>2</sup>, are presented in Fig. 1. Each DNN was trained from a point near convergence for a single epoch, so that the parameter trajectories could be captured. All hyperparameters of the DNNs were the same as the off-the-shelf implementation of ShrinkBench, except that we allowed for pruning of the classifier layer. Training experiments were repeated independently three times, each with a different random seed.

We found that, for both MnistNet and ResNet-20, KMP and GMP produced nearly identical results, both immediately after pruning and after one epoch of refinement (Fig. 1). These results support the claim developed above that KMP and GMP are equivalent in the long training time limit.

<sup>1</sup><https://github.com/JJGO/shrinkbench-models/tree/master/mnist>

<sup>2</sup><https://github.com/JJGO/shrinkbench-models/tree/master/cifar10>

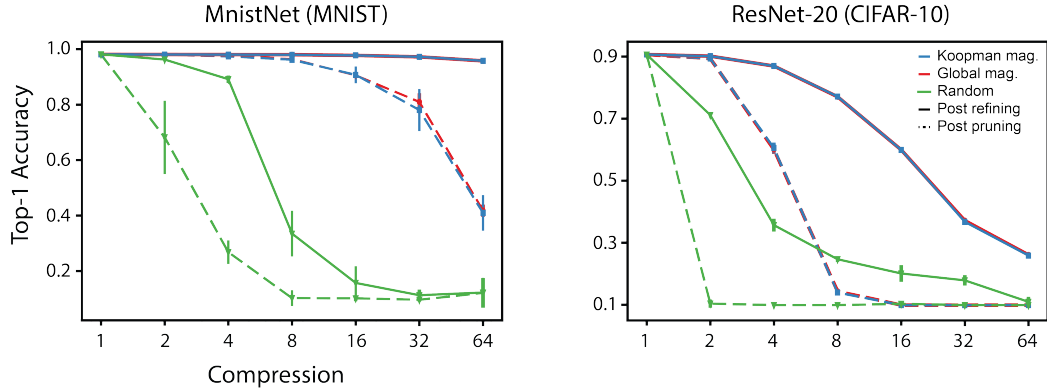


Figure 1: **Equivalence of Koopman and global magnitude pruning at convergence.** Left, compression vs. accuracy of MnistNet trained on MNIST. Right, compression vs. accuracy of ResNet-20 trained on CIFAR-10. Dashed lines are mean accuracy immediately after pruning and solid lines are mean accuracy after a single epoch of refining. Error bars are standard deviation.

## 4 Koopman Magnitude Pruning Pre-Convergence

Motivated by the equivalence of Koopman and global magnitude pruning in the long training time limit, we next examined how the two methods compared before training converged. In this regime, we might expect KMP to out perform GMP, since computing the Koopman mode decomposition requires multiple snapshots of the training data. This provides KMP with considerably more dynamic information than GMP, which is based on a single snapshot.

As previous work has found that ResNet-20 trained on CIFAR-10 does not achieve linear mode connectivity until at least 5 epochs of training [10], we examined pruning performance at epoch 1 and epoch 20 to capture the effect that linear mode connectivity had. We find that, despite the additional information, KMP performs similarly to GMP at both epochs (Fig. 2, right column).

There are two possible explanations for this similarity in performance. The first is that KMP and GMP prune the same parameters, making them equivalent methods (even before convergence). The second is that KMP and GMP prune distinct parameters, but those that remain result in a subnetwork with similar accuracy. To test these two hypotheses, we compare the overlap between the parameters not pruned by GMP and KMP at different compressions and different epochs (see Appendix B for more details on this metric). The right column of Fig. 3 shows that the two methods largely prune the same parameters. From epochs 1-10, the mean overlap is roughly  $> 95\%$ , even for a compression of 64. At epoch 20, there is a decrease in mean overlap and an increase in standard deviation. This suggests that the two methods are equivalent at the earliest epochs of training, with the equivalence breaking at some later epoch.

Because KMP makes use of dynamical systems theory, the equivalence of KMP and GMP during (at least) the first 10 epochs has a strong implication on the trajectory in parameter space that is induced by training: at the end of each epoch, the largest parameters of the DNN must be the *same* ones that are expected to be the largest at convergence, if the order of training data were to remain the same. In this sense, the expected identity of the largest parameters are “static”. The overlap between masks found using KMP from increasingly distant epochs shows a decrease with time (Appendix B, Fig. 5), suggesting that SGD slowly re-orders the identity of the largest parameters epoch-to-epoch, making these initial largest parameters inaccurate.

By epoch 20, KMP and GMP stop being equivalent and start pruning a larger number of different parameters. This implies that, even if the training data was ordered the exact same way for all the remaining epochs, the identity of (some of) the largest parameters are expected to evolve. To contrast this with the “static” dynamics found during epochs 1-10, we call this regime “active”.

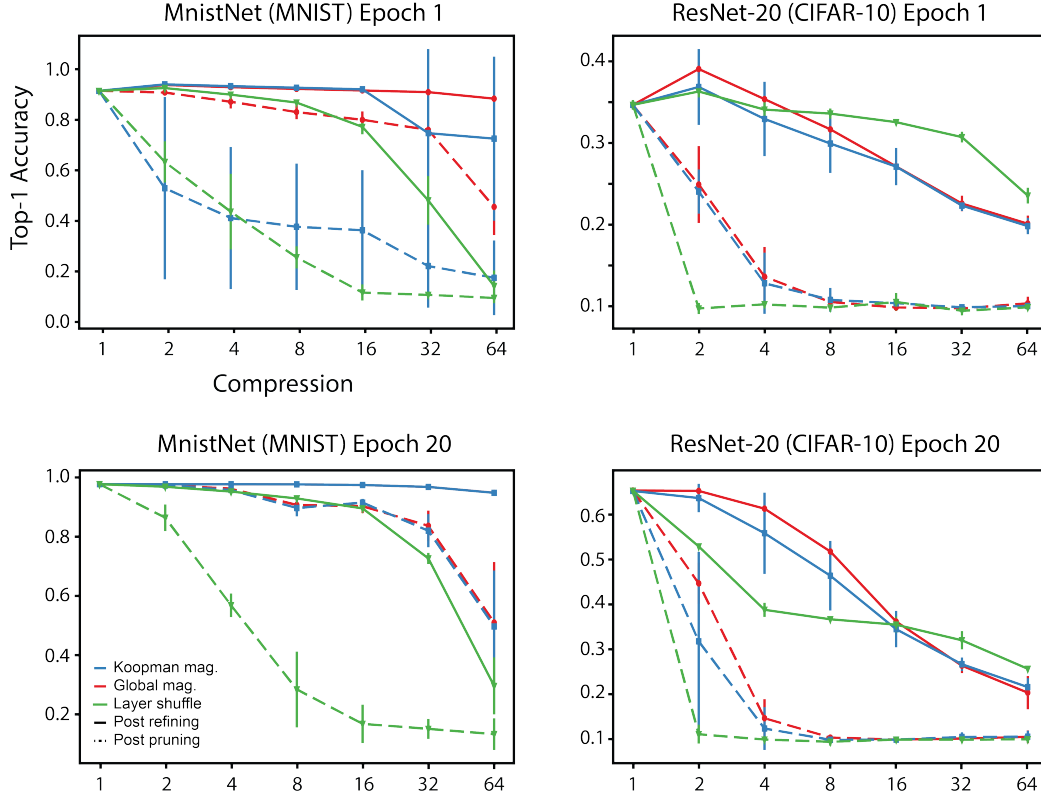


Figure 2: **Koopman and global magnitude pruning pre-convergence.** Left column, compression vs. accuracy of MnistNet trained on MNIST. Right column, compression vs. accuracy of ResNet-20 trained on CIFAR-10. Top row, results of pruning DNN after 1 epoch of training. Bottom row, results of pruning DNN after 20 epochs of training. In both cases, only data from epoch 1 and epoch 20, respectively, are used to compute the Koopman mode decomposition. Dashed lines are mean accuracy immediately after pruning and solid lines are mean accuracy after a single epoch of refining. Error bars are standard deviation.

We speculated that this change from “static” to “active” might be caused by emerging structure in the parameter evolution. To test this, we pruned ResNet-20 at epochs 1 and 20 using layer shuffle pruning (LSP). This method preserves the amount of compression in each layer, but randomly chooses which parameters to remove. Previous work has found that many state-of-the-art methods designed to prune at initialization do not do better than LSP [11]. We find that after only a single epoch of training, both GMP and KMP do no better, and in fact, do worse, than LSP for nearly all compressions tested. However, by epoch 20, both GMP and KMP were better than LSP for compression values of less than 16. These results support the idea that non-trivial structure is emerging in the DNN at a similar time that KMP and GMP stop being equivalent. When this structure is not present (e.g. at epoch 1), the two methods prune the same parameters.

We also examined the ability of KMP and GMP to prune MnistNet, trained on MNIST, after epochs 1 and 20. While we found similar results to ResNet-20 (Figs. 2 and 3, left column), there are subtle differences in the behavior of the overlap between pruning masks. For MnistNet, the overlap is smallest at epochs 1 and 5, suggesting that the two methods are not equivalent at earliest part of training (Fig. 3, left). That this is different to what we found for ResNet-20 may be due to the fact that the two models are at different phases of training at equivalent epochs. Previous work has shown that, shortly after initialization, linear mode connectivity emerges in LeNet, trained on MNIST, [10]. This does not happen for ResNet-20, trained on CIFAR-10, until at least epoch 5.

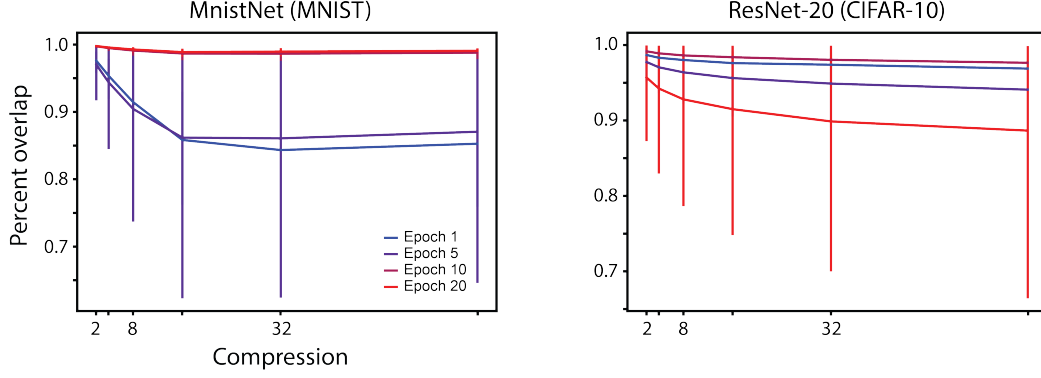


Figure 3: **Overlap between Koopman and global magnitude pruning masks.** Left, overlap of surviving parameters found via KMP and GMP on MnistNet training on MNIST. Right, overlap of surviving parameters found via KMP and GMP on ResNet-20 trained on CIFAR-10. Error bars are minimum and maximum of three seeds.

Additionally, we find that, for MnistNet, KMP and GMP outperform LSP for compression above 8 as early as epoch 1. These MnistNet results further support the fact that, as structure beyond what LSP can find emerges, the dynamics associated with the identity of the largest parameters goes from being “static” to “active”.

Finding what is driving this “static” to “active” transition, and whether it is related to the emergence of linear mode connectivity and/or other noted transitions during training [1, 12, 16], will be the focus of future work.

## 5 “Near” Equivalence of Global and Koopman Gradient Pruning

Thus far, we have focused only on magnitude based pruning. In this section, we aim to extend our work to another method that has found success and is of general interest: gradient based pruning [3, 21, 22, 39]. In practice, this way of pruning is accomplished by scoring based on the gradient of the loss function,  $\nabla_{\theta} L$ , as propagated through the network. For instance, global gradient pruning (GGP) scores using the magnitude of the gradient times the parameter values,  $s(\theta) = |\nabla_{\theta} L \cdot \theta(t)|$  [3]. Given that the gradient is applied to update the parameters of the DNN,  $\nabla_{\theta} L$  is directly related to the parameters’ dynamics.

From the Koopman mode decomposition, we have that the parameters at training step  $t$ ,  $\theta(t)$ , are given by

$$\theta(t) = \tilde{\theta}^* + \sum_{i=2}^R \lambda_i^t \tilde{\theta}_i, \quad (5)$$

where the  $\tilde{\theta}_i$  are the scaled Koopman modes (i.e.  $\tilde{\theta}_i = \phi_i(p)\mathbf{v}_i$ ). As before, we use  $\tilde{\theta}^*$  to denote the scaled Koopman mode that has corresponding  $\lambda = 1$ . Importantly, Eq. 5 tells us that the future state of the parameters is given by the sum of  $\tilde{\theta}_i$  times their decaying eigenvalues. While there are  $R - 1$  modes in this sum, those with large norms (i.e.  $|\tilde{\theta}_i| \gg 0$ ) are expected to make the most substantial contribution. For simplicity, we consider only the largest modes that also have real, positive eigenvalues. These modes have easily interpretable dynamics (i.e. they decay stictly exponentially) and are directly related to  $\nabla_{\theta} L$ . Pruning using the magnitude of these modes is what we call Koopman gradient pruning (KGP).

The Koopman spectrum of a ResNet-20 trained on CIFAR-10 for 20 epochs is shown in Fig. 4. In addition to the presence of an eigenvalue close to 1, corresponding to  $\tilde{\theta}^*$ , there is also an eigenvalue that satisfies the above criteria. We refer to its corresponding mode as  $\tilde{\theta}_2$ .



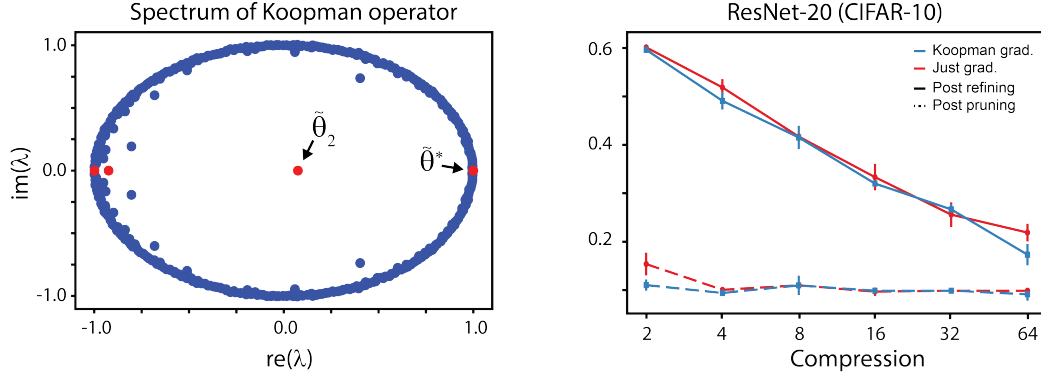


Figure 4: **Koopman gradient pruning.** Left, real and imaginary parts of the computed Koopman eigenfunctions. Red dots denote modes that had a norm of greater than 0.85. Right, compression vs. accuracy of ResNet-20 trained for 20 epochs on CIFAR-10. Dashed lines are mean accuracy immediately after pruning and solid lines are mean accuracy after a single epoch of refining. Error bars are standard deviation.

As expected from the discussion above, pruning ResNet-20 after 20 epochs of training using KGP is very similar to pruning using the scoring function  $s(\theta) = |\nabla_{\theta} L|$ , a method we refer to as just gradient pruning (JGP) (Fig. 4, right). We note that we only expect the two methods to be “nearly” equivalent (and not truly equivalent, as in the case of KMP and GMP in the long training time limit) because, KGP finds exponential decaying modes from dynamic data, whereas JGP is the average gradient computed over a batch of input data [3].

These results highlight the fact that, while gradient and magnitude based pruning methods have seemingly little to do with each other, they are in fact, related in the Koopman operator framework. Whereas magnitude pruning is, at certain phases of training, equivalent to pruning using  $|\tilde{\theta}^*|$ , gradient pruning is equivalent to considering other, decaying modes.

## 6 Discussion

Inspired by the widespread success Koopman operator theory has found in a number of applied fields, and its recent application to problems in machine learning, we extended Koopman tools to the problem of deep neural network pruning [3, 13, 15, 17, 20, 31, 32]. By making use of the Koopman mode decomposition, we defined a new class of pruning algorithms (Algorithm 1) that are theoretically motivated and data-driven in implementation. We found that both global magnitude and gradient pruning [3] have equivalent (or nearly equivalent) methods at certain regimes of training in the Koopman framework (Figs. 1, 4). In this way, Koopman pruning provides a unified view of these “disparate” methods.

Applying KMP to DNNs in the early part of training revealed that the two methods could be equivalent (Fig. 3). Because KMP makes explicit use of dynamical systems theory, this equivalence has specific implications on the parameters’ trajectory during training. Namely, the largest parameters at the end of each epoch are predicted to persist, if training were to continue with the same ordering of training data. The identity of the expected largest parameters are, therefore, “static”. However, later in training, this equivalence was broken and the overlap between the two pruning masks decreased. The identity of the largest parameters during this period of training time were expected to change, even under the same ordering of training data, making them “active”. Interestingly, this transition from “static” to “active” happened at a similar point in training time that non-trivial structure emerged in the parameters’ identities (Fig. 2). Additionally, the timing seemed to be similar, although a little delayed, to when linear mode connectivity

developed [10].

By making use of ShrinkBench, our results can be easily replicated and avoid some of bad practices that have been recently identified as being pervasive in the DNN pruning literature [3]. Our custom implementations of KMP and KGP (which will be made publicly available) can be integrated into the ShrinkBench framework, allowing for additional investigation into Koopman pruning.

While dynamical systems theory is a natural language with which to frame DNN optimization, the complex dependence on optimizer, architecture, activation function, and training data has historically kept efforts in this direction to a minimum. This has led to a reliance on heuristic methods, such as iterative magnitude pruning, whose basis of success is still not clear [8]. Other groups have attempted to more principally examine DNN behavior by studying mathematical objects, such as the spectrum of the Hessian matrix [12] and the spectrum of the principal orthogonal decomposition [24]. While this work has been influential and led to new insight, the connection between these metrics and the (future) dynamics of DNN training is not direct.

Given the data-driven tools that have been developed for Koopman operator theory [26, 27, 29, 34, 37, 38] and the rich theoretical literature that connects Koopman objects to state space geometry [2, 25, 26, 28], recent work has focused on bring Koopman operator theory to the study of DNNs [6, 7, 23, 30, 33, 36]. This work has shown that Koopman methods can:

- Approximate the weight/bias dynamics during training and lead to speed-ups in wall clock time when substituted for standard training procedures [7, 36];
- Predict the number of layers necessary for a hierarchical support vector machine to achieve a given level of performance [23, 30];
- Shed light on the behavior of sequence neural models [33].

Our current work further illustrates the power that leveraging Koopman operator theory can bring to the study of DNNs. We believe that continued exchange between the two communities will push the understanding of machine learning forward.

## Acknowledgements

W.T.R. was partially supported by a UC Chancellor’s Fellowship. W.T.R., M.F., R.M and I.M were partially supported by the Air Force Office of Scientific Research project FA9550-17-C-0012. I. G. K. was partially U.S. DOE (ASCR) and DARPA ATLAS programs.

## References

- [1] Alessandro Achille, Matteo Rovere, and Stefano Soatto. Critical learning periods in deep networks. In *International Conference on Learning Representations*, 2019.
- [2] Hassan Arbabi and Igor Mezić. Ergodic theory, dynamic mode decomposition, and computation of spectral properties of the koopman operator. *SIAM Journal on Applied Dynamical Systems*, 16(4):2096–2126, 2017.
- [3] Davis Blalock, Jose Javier Gonzalez Ortiz, Jonathan Frankle, and John Gutttag. What is the state of neural network pruning? *arXiv preprint*, arXiv:2003.03033, 2020.
- [4] Marko Budišić, Ryan Mohr, and Igor Mezić. Applied koopmanism. *Chaos: An Interdisciplinary Journal of Nonlinear Science*, 22(4):047510, 2012.

- [5] Nelida Črnjarić-Žic, Senka Maćešić, and Igor Mezić. Koopman operator spectrum for random dynamical systems. *Journal of Nonlinear Science*, 30(5):2007–2056, 2020.
- [6] Felix Dietrich, Thomas N. Thiem, and Ioannis G. Kevrekidis. On the koopman operator of algorithms. *SIAM Journal on Applied Dynamical Systems*, 19(2):860–885, 2020.
- [7] Akshunna S. Dogra and William T. Redman. Optimizing neural networks via koopman operator theory. In H. Larochelle, M. Ranzato, R. Hadsell, M. F. Balcan, and H. Lin (eds.), *Advances in Neural Information Processing Systems*, volume 33, pp. 2087–2097. Curran Associates, Inc., 2020.
- [8] Bryn Elesedy, Varun Kanade, and Yee Whye Teh. Lottery tickets in linear models: An analysis of iterative magnitude pruning. *arXiv preprint*, arXiv:2007.08243, 2021.
- [9] Jonathan Frankle and Michael Carbin. The lottery ticket hypothesis: Finding sparse, trainable neural networks. In *7th International Conference on Learning Representations, ICLR 2019, New Orleans, LA, USA, May 6-9, 2019*, 2019.
- [10] Jonathan Frankle, Gintare Karolina Dziugaite, Daniel Roy, and Michael Carbin. Linear mode connectivity and the lottery ticket hypothesis. In Hal Daumé III and Aarti Singh (eds.), *Proceedings of the 37th International Conference on Machine Learning*, volume 119 of *Proceedings of Machine Learning Research*, pp. 3259–3269. PMLR, 13–18 Jul 2020.
- [11] Jonathan Frankle, Gintare Karolina Dziugaite, Daniel Roy, and Michael Carbin. Pruning neural networks at initialization: Why are we missing the mark? In *International Conference on Learning Representations*, 2021.
- [12] Guy Gur-Ari, Daniel A. Roberts, and Ethan Dyer. Gradient descent happens in a tiny subspace. *arXiv preprint*, arXiv:1812.04754, 2018.
- [13] Song Han, Jeff Pool, John Tran, and William Dally. Learning both weights and connections for efficient neural network. In C. Cortes, N. Lawrence, D. Lee, M. Sugiyama, and R. Garnett (eds.), *Advances in Neural Information Processing Systems*, volume 28, pp. 1135–1143. Curran Associates, Inc., 2015.
- [14] Babak Hassibi and David Stork. Second order derivatives for network pruning: Optimal brain surgeon. In S. Hanson, J. Cowan, and C. Giles (eds.), *Advances in Neural Information Processing Systems*, volume 5. Morgan-Kaufmann, 1993.
- [15] Steven A. Janowsky. Pruning versus clipping in neural networks. *Phys. Rev. A*, 39:6600–6603, Jun 1989.
- [16] Dimitris Kalimeris, Gal Kaplun, Preetum Nakkiran, Benjamin Edelman, Tristan Yang, Boaz Barak, and Haofeng Zhang. Sgd on neural networks learns functions of increasing complexity. In H. Wallach, H. Larochelle, A. Beygelzimer, F. d'Alché-Buc, E. Fox, and R. Garnett (eds.), *Advances in Neural Information Processing Systems*, volume 32. Curran Associates, Inc., 2019.
- [17] E. D. Karnin. A simple procedure for pruning back-propagation trained neural networks. *IEEE Transactions on Neural Networks*, 1(2):239–242, 1990.
- [18] B. O. Koopman. Hamiltonian systems and transformation in hilbert space. *Proceedings of the National Academy of Sciences*, 17(5):315–318, 1931.
- [19] B. O. Koopman and J. v. Neumann. Dynamical systems of continuous spectra. *Proceedings of the National Academy of Sciences*, 18(3):255–263, 1932.

- [20] Yann LeCun, John S. Denker, and Sara A. Solla. Optimal brain damage. In David S. Touretzky (ed.), *Advances in Neural Information Processing Systems 2, [NIPS Conference, Denver, Colorado, USA, November 27-30, 1989]*, pp. 598–605. Morgan Kaufmann, 1989.
- [21] Namhoon Lee, Thalaiyasingam Ajanthan, and Philip Torr. Snip: Single-shot network pruning based on connection sensitivity. In *International Conference on Learning Representations*, 2019.
- [22] Namhoon Lee, Thalaiyasingam Ajanthan, Stephen Gould, and Philip H. S. Torr. A signal propagation perspective for pruning neural networks at initialization. In *International Conference on Learning Representations*, 2020.
- [23] Iva Manojlović, Maria Fonoberova, Ryan Mohr, Aleksandr Andrejčuk, Zlatko Drmač, Yannis Kevrekidis, and Igor Mezić. Applications of koopman mode analysis to neural networks. *arXiv preprint*, arXiv:2006.11765, 2020.
- [24] Charles H. Martin, Tongsu (Serena) Peng, and Michael W. Mahoney. Predicting trends in the quality of state-of-the-art neural networks without access to training or testing data. *Nature Communications*, 12(1):4122, 2021.
- [25] A. Mauroy, I. Mezić, and J. Moehlis. Isostables, isochrons, and koopman spectrum for the action-angle representation of stable fixed point dynamics. *Physica D: Nonlinear Phenomena*, 261:19–30, 2013.
- [26] Igor Mezić. Spectral properties of dynamical systems, model reduction and decompositions. *Nonlinear Dynamics*, 41:309–325, 2005.
- [27] Igor Mezić. On numerical approximations of the koopman operator. *arXiv preprint*, arXiv:2009.05883, 2020.
- [28] Igor Mezić. Spectrum of the koopman operator, spectral expansions in functional spaces, and state-space geometry. *Journal of Nonlinear Science*, 30(5):2091–2145, Oct 2020.
- [29] Igor Mezić and Andrzej Banaszuk. Comparison of systems with complex behavior. *Physica D: Nonlinear Phenomena*, 197(1):101–133, 2004.
- [30] Ryan Mohr, Maria Fonoberova, Zlatko Drmač, Iva Manojlović, and Igor Mezić. Predicting the critical number of layers for hierarchical support vector regression. *Entropy*, 23(1), 2021.
- [31] Michael C. Mozer and Paul Smolensky. *Skeletonization: A Technique for Trimming the Fat from a Network via Relevance Assessment*, pp. 107–115. Morgan Kaufmann Publishers Inc., San Francisco, CA, USA, 1989.
- [32] Michael C. Mozer and Paul Smolensky. Using relevance to reduce network size automatically. *Connection Science*, 1(1):3–16, 1989.
- [33] Ilan Naiman and Omri Azencot. A koopman approach to understanding sequence neural models. *arXiv preprint*, arXiv:2102.07824, 2021.
- [34] Clarence W. Rowley, Igor mezić, Shervin Bagheri, Philipp Schlatter, and Dan S. Henningson. Spectral analysis of nonlinear flows. *Journal of Fluid Mechanics*, 641:115–127, 2009.
- [35] Peter J. Schmid. Dynamic mode decomposition of numerical and experimental data. *Journal of Fluid Mechanics*, 656:5–28, 2010.

- [36] Mauricio E. Tano, Gavin D. Portwood, and Jean C. Ragusa. Accelerating training in artificial neural networks with dynamic mode decomposition. *arXiv preprint*, arXiv:2006.14371, 2020.
- [37] Jonathan H. Tu, Clarence W. Rowley, Dirk M. Luchtenburg, Steven L. Brunton, and J. Nathan Kutz. On dynamic mode decomposition: Theory and applications. *Journal of Computational Dynamics*, 1(2):391–421, 2014.
- [38] Matthew O. Williams, Ioannis G. Kevrekidis, and Clarence W. Rowley. A data-driven approximation of the koopman operator: Extending dynamic mode decomposition. *Journal of Nonlinear Science*, 25(6):1307–1346, 2015.
- [39] Ruichi Yu, Ang Li, Chun-Fu Chen, Jui-Hsin Lai, Vlad I. Morariu, Xintong Han, Mingfei Gao, Ching-Yung Lin, and L. Davis. Nisp: Pruning networks using neuron importance score propagation. *2018 IEEE/CVF Conference on Computer Vision and Pattern Recognition*, pp. 9194–9203, 2018.

## A Performing Koopman Mode Decomposition

As discussed in the main text, many different methods have been developed to perform Koopman mode decomposition. One very popular class of approaches is dynamic mode decomposition (DMD) [35], and its many related variants. Seminal work by Rowley et al. [34] showed that DMD, as originally proposed, could be equivalent to Koopman mode decomposition. Because of its popularity and noted connection to Koopman operator theory, we made use of one such DMD method, called Exact DMD [37], in this work.

Let  $\mathbf{X} = [\theta(0), \mathbf{T}\theta(0), \dots, \mathbf{T}^{(n-1)}\theta(0)] = [\theta(0), \theta(1), \dots, \theta(n-1)] \in \mathbb{R}^{N \times n}$  be  $n$  snapshots of a DNN’s parameters,  $\theta \in \mathbb{R}^N$ , during all but the last iteration of training during an epoch (i.e. there are  $n+1$  iterations during an epoch). Here  $\mathbf{T}$  is the dynamical map, dependent on the choice of optimization algorithm, architecture, activation function, and ordering of training data, evolving the DNN parameters. Let  $\mathbf{Y} = [\theta(1), \theta(2), \dots, \theta(n)]$ . Exact DMD does not require  $\mathbf{X}$  and  $\mathbf{Y}$  to be built from sequential time-series data, but we assumed it here.

Exact DMD considers the operator  $\mathbf{A}$ , defined as

$$\mathbf{A} = \mathbf{Y}\mathbf{X}^+, \quad (6)$$

where  $^+$  is the Moore-Penrose pseudoinverse. Eq. 6 is the least-squares solution to  $\mathbf{A}\mathbf{X} = \mathbf{Y}$ , and hence, satisfies

$$\min_{\mathbf{A}} \left\| \mathbf{Y} - \mathbf{A}\mathbf{X} \right\|_F, \quad (7)$$

where  $\|\cdot\|_F$  is the Frobenius norm. If  $\mathbf{Y}\mathbf{c} = \mathbf{0}$  for all  $\mathbf{c} \in \mathbb{R}^n$  such that  $\mathbf{X}\mathbf{c} = \mathbf{0}$ , then  $\mathbf{A}\mathbf{X} = \mathbf{Y}$  exactly [37]. This property is called linear consistency.

In practice, the DMD modes are found by computing the (reduced) singular value decomposition of  $\mathbf{X}$  (i.e.  $\mathbf{X} = \mathbf{Q}\mathbf{\Sigma}\mathbf{V}^*$ ) and setting  $\tilde{\mathbf{A}} = \mathbf{Q}^*\mathbf{Y}\mathbf{V}\mathbf{\Sigma}^{-1}$  (see Algorithm 2 and Appendix 1 of Tu et al. [37] for more details on how the modes are computed from  $\tilde{\mathbf{A}}$ ). When  $\mathbf{X}$  and  $\mathbf{Y}$  are linearly consistent and  $\mathbf{A}$  has a full set of eigenvectors, the DMD modes are equivalent to the Koopman modes [37].

## B Pruning Mask Overlap

Just because two pruning methods find subnetworks that have the same performance at a given compression does not imply that the two methods prune the same parameters. Therefore, to study

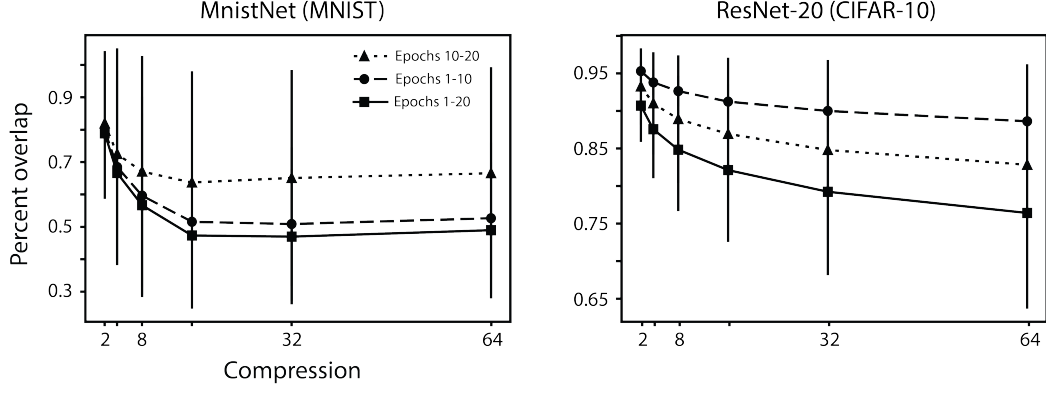


Figure 5: **Overlap between Koopman masks across epochs.** Left, overlap of surviving parameters found via KMP on MnistNet, trained on MNIST, at different epochs. Right, overlap of surviving parameters found via KMP on ResNet-20, trained on CIFAR-10, at different epochs. Error bars are standard deviation.

how similar two approaches,  $A$  and  $B$ , are at the level of individual parameters, we computed the pruning overlap of the two masks,  $m^A$  and  $m^B$ , defined as

$$o = \sum_i (m_i^A \cdot m_i^B) / (N \cdot c). \quad (8)$$

Note that the denominator is equivalent to the number of non-pruned parameters, and that, since  $m \in \{0, 1\}^N$ ,  $m_i^A \cdot m_i^B = 1$  only if both masks agree to save parameter  $i$ .

While we explored the overlap of Koopman magnitude pruning and global magnitude pruning masks in the main text, we can also use the overlap metric to compare how masks found using the same method changes when applied at different points during training time. In this case,  $m^A$  corresponds to the mask found using a given method at epoch  $A$ . We did this analysis for KMP masks, finding that for both MnistNet and ResNet-20, there is change in which parameters are kept across training time (Fig. 5).