



ILD-PHYS-PROC-2021-011
26 October 2021

CP violation in the Higgs sector at ILC

T. Agatonović-Jovin*, N. Vukašinović¹⁾*, I. Božović-Jelisavčić*, G. Kačarević*, M. Radulović[†], J. Stevanović[†], G. Milutinović-Dumbelović*, I. Smiljanić*

On behalf of the ILD concept group and ILC/IDT physics and detector group

* “VINČA” Institute of Nuclear Sciences - National Institute of the Republic of Serbia, University of Belgrade

Mike Petrovića Alasa 12-14, Belgrade, Serbia, [†] University of Kragujevac, Faculty of Science Radoja Domanovića 12, Kragujevac, Serbia

Abstract

CP violation is one of Sakharov’s conditions for the matter-antimatter asymmetry of the Universe. The experimentally observed size of CP violation is insufficient to account for this. Is CP violated in the Higgs sector? Could the SM-like Higgs boson be a mixture of CP even and CP odd states of an extended Higgs sector? With what precision could such effects be measured at future electron-positron colliders? These questions will be discussed in the light of the latest studies at ILC.

Poster presented at the European Physical Society conference on high energy physics (EPS-HEP2021), Online conference, July 26-30, 2021.

¹⁾nvukasinovic@vin.bg.ac.rs

1 CP Violation

Experimentally observed size of CP violation (CPV) is not supported by the formalism of the Standard Model (SM). New sources of CPV beyond the SM are necessary in order to explain the still open issue of baryon asymmetry of the Universe. CPV in the Higgs sector can be probed in the interaction of Higgs boson with vector bosons or fermions. The SM Lagrangian can be modified by adding CP violating terms at a loop level in case of HVV vertices or at the Born level in case of Hff vertices.

So far, there are only few results on measurement of the CPV mixing angle (Ψ_{CP}) between the Higgs scalar and pseudoscalar states. Among the future projects (HL-LHC, HE-LHC, CEPC, FCC- ee_{240}), ILC has the most promising projection of precision of the Ψ_{CP} measurement, ($\Delta\Psi_{\text{CP}} = 4^\circ$), in the fermionic $H \rightarrow \tau^+ \tau^-$ decay [1].

2 ILC Project

The International Linear Collider (ILC) is a high-luminosity linear e^-e^+ collider with centre-of-mass-energy range of 250-500 GeV (extendable to 1 TeV) aimed for precision studies in the Higgs sector, operating as a Higgs factory. The project is also optimised for top-physics and EW studies, as well as to probe new physics phenomena in a direct or indirect way. The electron beam will be polarized to 80%, and the baseline plan includes an undulator-based positron source which will deliver 30% positron polarization. Realization of the ILC as a Higgs factory goes inline with the 2020 Update of the European Particle Physics Strategy [2].

Two detector concepts have been developed, ILD and SiD [3], as general-purpose detectors designed to optimally address the ILC physics goals. The Particle-Flow technique [4] that will play a central role in event reconstruction, requiring highly granular calorimeters and excellent low material budget tracking and vertexing systems in the solenoid magnetic field up to 5 T.

3 Probing CP Violation at ILC

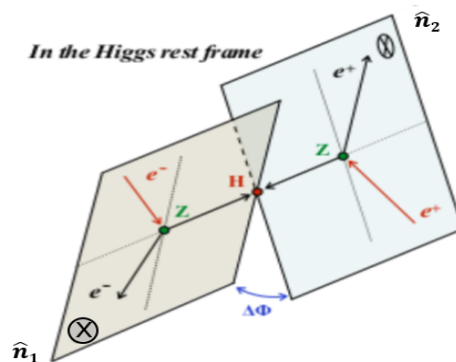


Figure 1: Definition of the CPV sensitive angle Φ in the Higgs boson production in ZZ-fusion.

There are numerous Higgs production processes available at the ILC (like HZ, WW-fusion, ZZ-fusion) at various centre-of-mass-energies, that offer a plethora of possibilities for individual measurements and combinations of Higgs boson production and decay channels. The correlation between spin orientations of vector bosons from a Higgs production (or decay) can be extracted from the angle Φ between the production (decay) planes. Illustration of Φ definition in the Higgs production in ZZ-fusion is given in Fig. 1. For the same orientated unit vectors orthogonal to the production planes (as in Fig. 1),

CP-sensitive angle between the planes can be defined as:

$$\Phi = a \arccos(\hat{n}_1 \cdot \hat{n}_2) \quad (1)$$

where the unit vectors are:

$$\hat{n}_1 = \frac{q_{e_i^-} \times q_{e_f^-}}{|q_{e_i^-} \times q_{e_f^-}|} \quad \text{and} \quad \hat{n}_2 = \frac{q_{e_i^+} \times q_{e_f^+}}{|q_{e_i^+} \times q_{e_f^+}|}, \quad (2)$$

and $q_{e_i^{-(+)}, q_{e_f^{-(+)}}$ stands for momenta of initial and final e^\mp states. The coefficient a defines how the second (anti-fermion or an off-shell boson in case of a Higgs decay to VV^*) plane is rotated w.r.t. the first (fermion or an on-shell boson) plane and is defined as:

$$a = \frac{q_{Z_e^-} \cdot (\hat{n}_1 \times \hat{n}_2)}{|q_{Z_e^-} \cdot (\hat{n}_1 \times \hat{n}_2)|} \quad (3)$$

where $q_{Z_e^-}$ is momentum of the Z boson in the first plane. The direction of the Z boson momentum in the first plane (or an on-shell boson in case of a Higgs decay to VV^*) regulates the notion of forward and backward, where if the second plane falls backwards (as illustrated in Fig. 1) $a = -1$, otherwise $a = 1$.

3.1 CP violation in $H \rightarrow \tau^+ \tau^-$ at 250 GeV

Higgs fermionic decay to $\tau^+ \tau^-$ at 250 GeV centre-of-mass-energy provides excellent sensitivity to Ψ_{CP} to be extracted from the fit of CP-sensitive angle Φ . Dependence of the Φ distribution on various assumptions on the CP-mixing strength (Ψ_{CP} value) is illustrated in Fig. 2 (left) [5]. Figure 2 (right) is showing reconstructed Φ of signal and background, where background Φ distribution is CP insensitive (i.e. flat). In the full simulation of ILD detector response, with 0.9 ab^{-1} of data, absolute statistical uncertainty of the Ψ_{CP} measurement of 4° is found. There is an ongoing analysis in the same channel, at 250 GeV centre-of-mass energy with the SiD detector model [6].

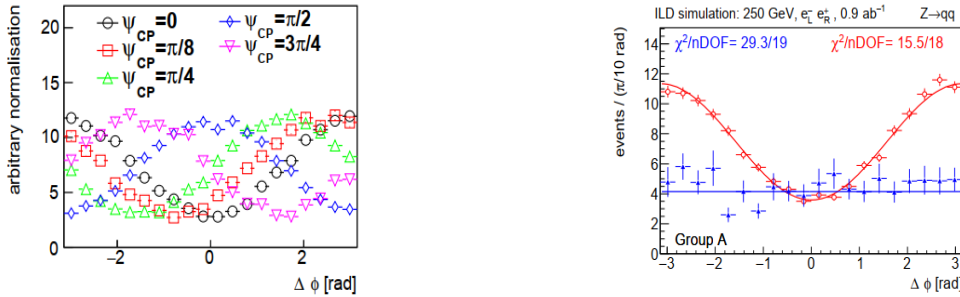


Figure 2: Left: Dependence of the generated angle Φ on various assumptions on the Ψ_{CP} value. Right: Reconstructed Φ distribution of signal (red, fitted with a solid line) and background (blue, fitted with a flat line) events. Distributions are normalised to 0.9 ab^{-1} of data in the (80, 30)% ($e_L^- e_R^+$) beam polarisation, at 250 GeV ILC.

3.2 CP violation in HZZ production at 1 TeV

There is an ongoing analysis aiming to estimate achievable precision on Ψ_{CP} (for $\Psi_{\text{CP}} = 0$) by reconstructing Φ between the Higgs production planes (as illustrated in Fig. 1), in events in which the Higgs boson is produced by ZZ-fusion at 1 TeV ILC. Full simulation of ILD detector for ILC is assumed. Figure 3 (left) illustrates generated information on angle Φ , in the full physical range of polar angles,

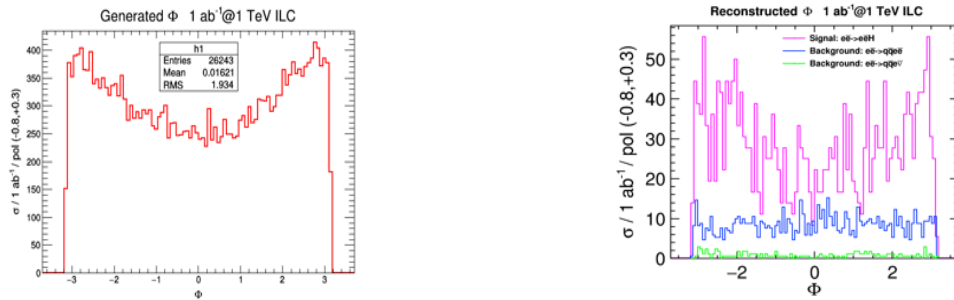


Figure 3: Left: Distribution of the angle Φ at the generator level in the full physical range. Right: Reconstructed distributions of Φ in the tracker acceptance region for signal (purple) and dominant background (blue and green) processes.

expected with 1 ab^{-1} of integrated luminosity and $(-80, +30)\%$ ($e_L^- e_R^+$) beam polarization; On Fig. 3 (right), the reconstructed CP violating observable Φ is shown, in the tracker acceptance region[†], for the exclusive $H \rightarrow b\bar{b}$ decay channel, against dominant backgrounds. Events are preselected with $\sim 80\%$ efficiency, to suppress high-cross section background processes like $e^- e^+ \rightarrow qq\nu$. As expected, background distributions are flat exhibiting no CPV sensitive structure.

References

- [1] J. de Blas et al., *Higgs Boson studies at future particle colliders*, *JHEP* **01** (2020) 139.
- [2] European Strategy Group, *2020 Update of the European Strategy for Particle Physics*, *CERN-ESU-015* (2020).
- [3] T. Behnke et al., *The International Linear Collider Technical Design Report - Volume 4: Detectors*, [arXiv:1306.6329 [physics.ins-det]] (2013).
- [4] M. A. Thomson, *Particle Flow Calorimetry and the Pandora PFA Algorithm*, *Nucl. Instrum. Methods A* **611** (2009), 25 [arXiv:0907.3577 [physics.ins-det]].
- [5] D. Jeans and G. W. Wilson, *Measuring the CP state of tau lepton pairs from Higgs decay at the ILC*, *Phys. Rev. D* **98** (2018), 013007.
- [6] L. Braun, J. Brau and C. T. Potter, *$H \rightarrow \tau^+ \tau^-$ CP Violation Analysis for SiD*, LCWS2021, March 2021.

[†]Tracker acceptance region assumes that both electron and positron from $e^- e^+ \rightarrow H e^- e^+$ final state are reconstructed within the tracking detector, in the range of polar angles between 8° and 172° (barrel).