

Parallel Feedforward Compensation for Output Synchronization: Fully Distributed Control and Indefinite Laplacian

Mengmou Li^a, Ioannis Lestas^a, Li Qiu^b

^aDepartment of Engineering, University of Cambridge, Cambridge, CB2 1PZ, UK

^bDepartment of Electronic and Computer Engineering, The Hong Kong University of Science and Technology, Clear Water Bay, Kowloon, Hong Kong, China

Abstract

This work is associated with the use of parallel feedforward compensators (PFCs) for the problem of output synchronization over heterogeneous agents and the benefits this approach can provide. Specifically, it addresses the addition of stable PFCs on agents that interact with each other using diffusive couplings. The value in the application of such PFC is twofold. Firstly, it has been an issue that output synchronization among passivity-short systems requires global information for the design of controllers in the cases when initial conditions need to be taken into account, such as average consensus and distributed optimization. We show that a stable PFC can be designed to passivate a passivity-short system while its output asymptotically vanishes as its input tends to zero. As a result, output synchronization is achieved among these systems by fully distributed controls without altering the original consensus results. Secondly, in the literature of output synchronization over signed weighted graphs, it is generally required that the graph Laplacian be positive semidefinite, i.e., $L \geq 0$ for undirected graphs or $L + L^T \geq 0$ for balanced directed graphs. We show that the PFC serves as output feedback to the communication graph to enhance the robustness against negative weight edges. As a result, output synchronization is achieved over a signed weighted and balanced graph, even if the corresponding Laplacian is not positive semidefinite.

Keywords: Parallel feedforward compensator, output synchronization, passivity, signed weighted digraphs, indefinite Laplacians

1. Introduction

Due to the need for information consensus in large-scale complex networks, and also its close connection with output regulation in control, output synchronization of heterogeneous systems has received intense research attention over the past two decades [1, 2, 3, 4, 5, 6, 7]. [2] constructs a necessary and sufficient internal model principle for heterogeneous linear systems. [3] derives necessary conditions for non-identical nonlinear systems. [1, 4] approach this problem with passivity and passivity indices. In addition, robustness issues are also considered in [5, 6, 7]. It is worth mentioning that while most of the above works apply the static diffusive couplings of outputs along with some feedback controls, [2] considers augmenting a system to form the dynamic couplings for synchronization. This idea is closely related to the parallel feedforward compensator.

The use of parallel feedforward compensator (PFC) technique dates back to the work [8], where a compensator is added in parallel to render a linear system almost strictly positive real (ASPR), motivated by the need to implement an adaptive controller on positive real plants. Recently, [9] provides a necessary and sufficient condition for the existence of a stable PFC to render a single-input-single-output (SISO) LTI system minimum phase. There are also some recent applications of PFC in the literature. It is adopted in [10] to generalize the primal-dual algorithm to a class of new algorithms that are convergent under general convex objective functions. The widely used proportional-derivative (PD) control in distributed networks [11, 12] can be viewed as an application of PFC on top of the proportional control. Consensus controllers for linear multi-agent systems in [13] can be interpreted by interaction laws augmented by PFC [9]. Moreover, the modified proportional-integral (PI) algorithm addressed in [14, 15] and the Zero-Gradient-Sum (ZGS) algorithm proposed in [16] for distributed

Email addresses: m1995@cam.ac.uk (Mengmou Li), ic120@cam.ac.uk (Ioannis Lestas), eeqiu@ust.hk (Li Qiu)

optimization are unified via PFC (see Example 3). However, compared to the rich literature of feedback design (e.g., [17, 18]), there are fewer works on the design of PFC. The feedforward design is also applied to state synchronization in [9] and output synchronization in [2] with fully distributed controllers but these works do not address the case when initial conditions need to be taken into account, e.g., average consensus and distributed optimization [19, 16, 14]. On the other hand, output synchronization of passivity-short systems requires global graph information to design coupling gains [4, 20]. Thus, designing a proper PFC to render fully distributed controllers without altering the final consensus results is worth addressing.

Synchronization over signed weighted graphs has also been widely studied in recent years, see, e.g., [21, 22, 23]. A negative weight edge in a Laplacian matrix can represent the antagonistic interaction between two agents. Such a matrix is called a *signed weighted Laplacian*. Some works also focus on the study of inertias of signed weighted Laplacians, i.e., the number of positive, negative, and zero eigenvalues [24, 25]. [26] characterizes the positive semidefiniteness of signed weighted Laplacians in terms of effective resistance, while [23] gives a passivity-based interpretation. The research is extended to directed graphs in [27]. Negative weight edges are also seen in power systems [28, 29], which corresponds to the negative reactance or large angle differences across certain transmission lines in a power network. However, the aforementioned works require positive semidefiniteness on the graph Laplacian ($L \geq 0$, or $L + L^T \geq 0$) to guarantee convergence. Output synchronization with indefinite Laplacians has not thus far been dealt with in the literature.

The contributions of this paper are on the design and applications of parallel feedforward compensators in a feedback interconnection and in output synchronization in particular. More specifically:

1. We show that a passive PFC can be added to a passive feedback interconnection and preserve the passivity of the overall closed-loop system. Such a PFC with an excess of passivity can provide additional negative energy to guarantee asymptotic convergence for lossless passive systems. Furthermore, in the problem of output synchronization, it leads to decentralized control policies, where the consensus objective is not affected.
2. We propose systematic conditions in the frequency domain for designing local PFCs to passivate a class of passivity-short systems called input feedforward passive systems.
3. In the problem of output synchronization with signed

weighted graphs, we show that the positive semidefinite requirement for graph Laplacian is not necessary with an addition of PFC. Using proportional-derivative (PD) controllers derived from the simplest form of PFC suffices to guarantee convergence under indefinite Laplacians.

The rest of this paper is organized as follows. In Section 2, some preliminaries on graph theory, passivity, and feedback interconnection are given. In Section 3, the addition of PFC to the feedback interconnection of systems is addressed via passivity and the problems to be investigated are formulated. In Sections 4 and 5, the effects of PFC on agent dynamics and the underlying graphs in output synchronization are addressed along with some illustrative examples. Finally, the work is concluded in Section 6.

2. Preliminaries

Notation: \mathbb{R} and \mathbb{C} represent the sets of real and complex numbers, respectively. $\text{Re}[\cdot]$ and $\text{Im}[\cdot]$ represent the real part and imaginary part of a complex number (matrix), respectively. $\|\cdot\|$ denotes the matrix induced 2-norm. Let \bigoplus denote the direct sum of matrices, i.e., $\bigoplus_{i=1}^N A_i := \text{diag}\{A_1, \dots, A_N\}$. I_N denotes the $N \times N$ identity matrix, whose subscript can be omitted if its size is clear from the context. $\mathbf{1}_N$ denotes the all-one vector in \mathbb{R}^N . $\mathbf{0}$ denotes a zero matrix of appropriate size. The conjugate and the conjugate transpose of a complex square matrix A is denoted by A^* and A^H , respectively.

2.1. Graph theory and signed weighted graphs

The communication of agents is represented by a directed graph $\mathcal{G} = (\mathcal{N}, \mathcal{E}, \mathcal{A})$, where $\mathcal{N} = \{1, \dots, N\}$ is the node set, $\mathcal{E} \subset \mathcal{N} \times \mathcal{N}$ is the edge set and \mathcal{A} is the adjacency matrix. The edge $(k, i) \in \mathcal{E}$ means that agent i can obtain information from agent k . We assume that there is no self-loop in \mathcal{G} , i.e., $(i, i) \notin \mathcal{E}$. The weights of edges are assigned by $\mathcal{A} = [a_{ik}]$, where $a_{ik} \neq 0$ if $(k, i) \in \mathcal{E}$, and $a_{ik} = 0$, otherwise. In this work, a_{ik} is not restricted to be nonnegative. \mathcal{G} is said to be a *signed weighted graph* if for some (i, k) , $a_{ik} < 0$. The corresponding (i, k) is called *negative weight edge*. \mathcal{G} is said to be *strongly connected* if there exists a sequence of successive distinct edges between any two agents. The graph \mathcal{G} is said to be *weight-balanced* if $\forall i \in \mathcal{N}$, the in-degree $d_{in}^i = \sum_{k=1}^N a_{ik}$ equals to out-degree $d_{out}^i = \sum_{k=1}^N a_{ki}$. The Laplacian matrix of \mathcal{G} is defined as $L = \text{diag}\{d_{in}^1, \dots, d_{in}^N\} - \mathcal{A}$. When \mathcal{G} is weight-balanced, it satisfies that $\mathbf{1}_N^T L = \mathbf{0}$ and $L \mathbf{1}_N = \mathbf{0}$.

2.2. Passivity and positive real transfer functions

Consider a nonlinear system Σ as follows

$$\Sigma : \dot{x} = f(x, u), \quad y = h(x, u) \quad (1)$$

where $f : \mathbb{R}^p \times \mathbb{R}^m \rightarrow \mathbb{R}^p$ is locally Lipschitz, $h : \mathbb{R}^p \times \mathbb{R}^m \rightarrow \mathbb{R}^m$ is continuous. System Σ is said to be *passive* if there exists a nonnegative and differentiable real-valued function of the states $V(x)$, called the storage function, such that $\dot{V} \leq u^T y$. It is said to be *strictly passive* if $\dot{V} \leq u^T y - \psi(x)$ for some positive definite function $\psi(x)$. System Σ is said to be *input feedforward passive* (IFP) if $\dot{V} \leq u^T y - \nu u^T u$ for some $\nu \in \mathbb{R}$ and we denote this system as IFP(ν). When $\nu \leq 0$, the system is said to be *passivity-short*. System Σ is said to be *output feedback passive* (OFP) if $\dot{V} \leq u^T y - \rho y^T y$ for some $\rho \in \mathbb{R}$, denoted by OFP(ρ). Whenever we refer to a passive, IFP or OFP system, we will also assume its storage function is positive definite and radially unbounded. These are additional properties needed for the stability analysis in the paper¹. For a memoryless function $y = h(u)$, $h : \mathbb{R}^m \rightarrow \mathbb{R}^m$ the same definitions hold for passivity, IFP, OFP respectively, but with the storage function V set to zero.

A $m \times m$ proper rational transfer function matrix $H(s)$ is called *positive real* if

1. The poles of all elements of $H(s)$ are in $\{s | \text{Re}[s] \leq 0\}$,
2. for all real ω , where $j\omega$ is not a pole of any element of $H(s)$, $H(j\omega) + H^T(-j\omega) \geq 0$,
3. Any pure imaginary pole $j\omega_0$ of any element of $H(s)$ is a simple pole, and the residue matrix $\lim_{s \rightarrow j\omega_0} (s - j\omega_0)H(s)$ is positive semidefinite Hermitian.

$H(s)$ is called *strictly positive real* if $H(s - \varepsilon)$ is positive real for some $\varepsilon > 0$. A minimal state space representation of the transfer function matrix $H(s)$ is passive if and only if $H(s)$ is positive real. It is strictly passive if $H(s)$ is strictly positive real. $H(s)$ is IFP(ν) if the inequality in the second condition is replaced by $H(j\omega) + H^T(-j\omega) \geq 2\nu I$ for a bounded constant $\nu \in \mathbb{R}$.

2.3. Feedback Interconnection

Consider two subsystems Σ_1 and Σ_2 represented by the nonlinear state space model

$$\Sigma_i : \dot{x}_i = f_i(x_i, u_i), \quad y_i = h_i(x_i, u_i) \quad (2)$$

with $x_i \in \mathbb{R}^{p_i}$, and $u_i, y_i \in \mathbb{R}^m$, $i = 1, 2$. The negative feedback interconnection of the two subsystems as shown in Figure 1 results from the interaction rule

$$u_1 = e_1 - y_2, \quad u_2 = e_2 + y_1. \quad (3)$$

¹It should be noted that Lemma 1 and Theorem 1 are also valid without these assumptions on the storage function.

The closed-loop system is called *well-posed* if there exists a unique solution which is causally dependent on inputs [30]. In this work, we assume that all the closed-loop systems considered are well-posed. It is well-known that the feedback interconnection of two passive systems Σ_1, Σ_2 in Figure 1 is passive from $e := \begin{bmatrix} e_1 \\ e_2 \end{bmatrix}$ to $y := \begin{bmatrix} y_1 \\ y_2 \end{bmatrix}$ if the closed-loop system is well-posed [17].

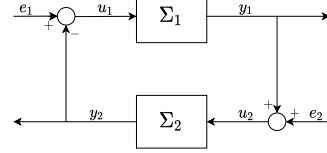


Figure 1: Feedback interconnection of two subsystems Σ_1 and Σ_2 .

Lemma 1 (OFP closed-loop system). Suppose Σ_1 is OFP(ρ), Σ_2 is IFP(ν), and let $e_2 = \mathbf{0}$. Then the closed-loop system in Figure 1 is OFP($\rho + \nu$) from e_1 to y_1 .

PROOF. By definition, there exists a storage function $V_1 \geq 0$ for Σ_1 such that $\dot{V}_1 \leq y_1^T u_1 - \rho y_1^T y_1$, and a storage function $V_2 \geq 0$ for Σ_2 such that $\dot{V}_2 \leq y_2^T u_2 - \nu u_2^T u_2$. Let the overall storage function be $V = V_1 + V_2$. Substituting $e_2 = \mathbf{0}$ in (3), we have $\dot{V}_1 + \dot{V}_2 \leq y_1^T (e_1 - y_2) - \rho y_1^T y_1 + y_2^T y_1 - \nu y_1^T y_1 = y_1^T e_1 - (\rho + \nu) y_1^T y_1$.

3. Parallel Feedforward Compensator and Problem Formulation

In this section, we introduce the addition of a PFC to the closed-loop system of Σ_1, Σ_2 and then formulate the problems to be investigated.

3.1. Parallel Feedforward Compensator

A stable compensator C is added in parallel to Σ_1 , as shown in Figure 2.

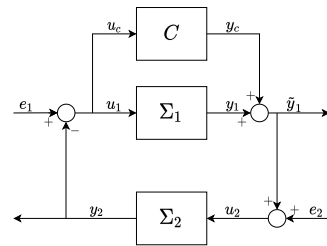


Figure 2: Parallel feedforward compensator C added to the feedback interconnection of Σ_1 and Σ_2 .

The *stable parallel feedforward compensator* C is designed to be a system represented by

$$\dot{x}_c = f_c(x_c, u_c), \quad y_c = h_c(x_c, u_c) \quad (4)$$

where $f_c(\mathbf{0}, \mathbf{0}) = \mathbf{0}$, $h_c(\mathbf{0}, \mathbf{0}) = \mathbf{0}$ and $x_c \rightarrow \mathbf{0}$, $y_c \rightarrow \mathbf{0}$ when $u_c \rightarrow \mathbf{0}$. Note that a common choice of such PFC can be a strictly passive system. Differently from [31], where a static input-output transform matrix M is introduced to passivate the system, we focus only on the feedforward operation but with extra internal dynamics $\dot{x}_c = f_c(x_c, u_c)$ that can affect the system performance. The addition of such PFC is represented by the interconnection rule

$$\begin{aligned} u_c &= u_1, & \tilde{y}_1 &= y_1 + y_c, \\ u_1 &= e_1 - y_2, & u_2 &= e_2 + \tilde{y}_1 \end{aligned} \quad (5)$$

which preserves passivity of the closed-loop system if C is passive.

Theorem 1. *Suppose that the closed-loop system (2), (3) is passive from $e = \begin{bmatrix} e_1 \\ e_2 \end{bmatrix}$ to $y = \begin{bmatrix} y_1 \\ y_2 \end{bmatrix}$, and compensator C is passive from u_c to y_c . Then the closed-loop system (2), (4) and (5), as shown in Figure 2, preserves passivity from $e = \begin{bmatrix} e_1 \\ e_2 \end{bmatrix}$ to $\tilde{y} := \begin{bmatrix} \tilde{y}_1 \\ y_2 \end{bmatrix}$.*

PROOF. By definition, there exist storage functions V , $V_c \geq 0$ such that $\dot{V} \leq y_1^T e_1 + y_2^T e_2$, $\dot{V}_c \leq y_c^T u_c$ respectively. Here, with an abuse of notation, we notice that e_2 in (3) is replaced by $e_2 + y_c$ in (5). Then, let $S := V + V_c \geq 0$. It follows from (5) that $\dot{S} \leq y_1^T e_1 + y_2^T (y_c + e_2) + y_c^T (e_1 - y_2) = \tilde{y}_1^T e_1 + y_2^T e_2$.

This theorem states that we can safely incorporate a compensator in parallel to a passive closed-loop system without affecting its stability. In addition, if $e_1 - y_2 \rightarrow \mathbf{0}$, then $\tilde{y}_1 \rightarrow y_1$. In other words, the PFC does not contribute to the final value of y_1 . Note that it only requires passivity of the closed-loop system but does not impose passivity requirement for Σ_1 or Σ_2 specifically. If Σ_1 is passive, then the passivity of the system follows directly from the fact that the parallel connection of the two systems Σ_1 and C is passive. Theorem 1 is useful when the system is only lossless passive but not asymptotically stable. A PFC can be added providing strictness of negative to guarantee asymptotic convergence results.

Example 1

To illustrate Theorem 1, we consider the negative feedback interconnection rule (3) of the two subsystems

$$\Sigma_i : \quad \dot{x}_i = u_i, \quad y_i = h_i(x_i), \quad x_i, y_i \in \mathbb{R}, \quad i = 1, 2,$$

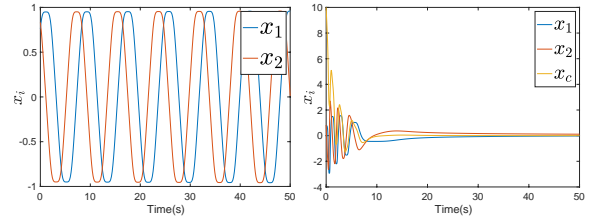
where $h_i(x_i)$ is passive and radially unbounded, i.e., $h_i(x_i) \rightarrow \infty$ if $\|x_i\| \rightarrow \infty$. The overall system is

$$\dot{x}_1 = h_2(x_2); \quad \dot{x}_2 = -h_1(x_1) \quad (6)$$

lossless passive with the storage function $S(x) = \sum_{i=1}^2 \int_0^{x_i} h_i(\sigma) d\sigma \geq 0$. We add the PFC: $\dot{x}_c = -x_c + u_c$, $y_c = x_c$ using the interconnection law (5), as depicted in Figure 2. The overall system becomes

$$\dot{x}_1 = h_2(x_2); \quad \dot{x}_2 = -h_1(x_1) - x_c; \quad \dot{x}_c = -x_c + h_2(x_2). \quad (7)$$

Select the Lyapunov function candidate $V(x) = S(x) + \frac{1}{2}x_c^2$, which is radially unbounded and its time derivative is $\dot{V} = \tilde{y}_1 u_1 + y_2 u_2 - x_c^2 = -x_c^2 \leq 0$. Invoking LaSalle's invariance principle, we have convergence to an invariant set F where $\dot{V} = 0$. The latter implies that in set F we have $x_c = 0$ and therefore $h_2(x_2) = 0$, which implies $x_2 = 0$ and hence $h_1(x_1) = 0$. Hence, set F is the equilibrium point of the feedback interconnection of Σ_1 and Σ_2 . Figure 3 below shows the stabilization of the interconnected system when $h_i(x_i) = x_i^3$.



(a) Trajectories of the lossless (b) Trajectories of (7), the lossless passive system (6). less passive system with PFC.

Figure 3: Stabilization of the lossless passive system (6) when $h_i(x_i) = x_i^3$.

3.2. Problem Formulation

We will apply the framework in Figure 2 to output synchronization hereafter. Specifically, let $e_1 = \mathbf{0}$ and $e_2 = \mathbf{0}$ in Figure 2. On the parallel augmented side, $\Sigma_1 = P := \bigoplus_{i=1}^N P_i$ represents the agent dynamics. It consists of N possibly heterogeneous agents and the input and output of each agent P_i satisfy $u_{1i}, y_{1i} \in \mathbb{R}^m$. Each local system P_i has state vector $x_{1i} \in \mathbb{R}^{n_i}$, and is assumed to be affine nonlinear, i.e. it is given by:

$$\dot{x}_{1i} = f_{1i}(x_{1i}) + g_{1i}(x_{1i})u_{1i}, \quad y_{1i} = h_{1i}(x_{1i}). \quad (8)$$

On the other side, $\Sigma_2 = L := L \otimes I_m$, which represents the interactions between agents. In other words, Σ_2 is the diffusive couplings among agents

$$y_2 = L u_2. \quad (9)$$

In the context of output synchronization, outputs of dynamics P_i aim to reach consensus, i.e.,

$$\lim_{t \rightarrow \infty} |y_{1i} - y_{1k}| = 0, \quad \forall i, k \in \mathcal{N}. \quad (10)$$

The PFC is designed as $C := \bigoplus_{i=1}^N C_i$, where C_i is a local compensator added to agent P_i . The diagram is depicted by Figure 4. Let us adopt a stable compensator C_i for each subsystems such that

$$y_{ci} \rightarrow \mathbf{0} \text{ when } u_{ci} \rightarrow \mathbf{0}. \quad (11)$$

We aim to discover the benefits of using the PFC while solving the following design problems.

1. How to design a PFC to render fully distributed control when P is passivity-short?
2. How to design a PFC to guarantee convergence when the graph \mathcal{G} is signed weighted?

We will address these problems in the following sections.

4. Feedforward Compensation on Agent Dynamics

Let us focus on the effects of PFC on P in this section. We adopt a linear system (A_c, B_c, C_c, D_c) as the compensator C . Firstly, note that synchronization among passive systems is achieved through fully distributed diffusive couplings.

Lemma 2 ([1]). *Let system $\Sigma_1 = P := \bigoplus_{i=1}^N P_i$ be passive from u_1 to y_1 , and $\Sigma_2 = L$ in Figure 1, and the graph is weight-balanced and strongly connected without negative weight edges. Then output synchronization is achieved.*

It is obvious that the storage function V of P satisfies $\dot{V} \leq y_1^T u_1 = -u_1^T L u_1 \leq 0$. Applying LaSalle's invariance principle we can obtain the above result. Lemma 2 is said to be fully distributed because no global information is needed to design coupling controllers. However, many stable systems are not passive, for example, a stable SISO linear plant whose Nyquist plot is not within the closed right-half complex plane is not passive. Then, we cannot apply Lemma 2 to design fully distributed coupling controllers without shifting consensus results [4, 20]. Nevertheless, if the Nyquist trajectory does not go to infinity, i.e., it is input feedforward passive (IFP), then, it is always possible to drag it back to the right-half plane using a stable PFC. Therefore, we assume that each system P_i is IFP, which applies to a wider class of Lyapunov stable systems and includes passivity as a special case.

Systems being IFP naturally implies that the consensus criterion (10) is achievable [20]. The work [32] adopts the same system dynamics and reshapes the output to passivate any Lyapunov stable system. However, by doing so, y_c may not converge to zero and deviate from the goal to synchronize the original outputs.

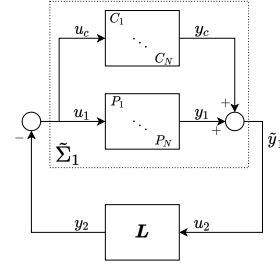


Figure 4: Output synchronization with PFC, where $L = L \otimes I_m$, and $\tilde{\Sigma}_1$ represents the parallel interconnection system of P and C .

4.1. Passivation of linear input feedforward passive systems

We give a straightforward method in the frequency domain for designing each compensator C_i to passivate local linear IFP P_i .

Consider the MIMO linear system represented by the transfer function matrix $P_i(s)$. Then it can be decomposed into partial fractions as

$$P_i(s) = \sum_{l=1}^n \left(\frac{R_{l1}}{s + d_l} + \dots + \frac{R_{lk_l}}{(s + d_l)^{k_l}} \right) \quad (12)$$

where $R_{l1}, \dots, R_{lk_l} \in \mathbb{R}^{m \times m}$. Here, (12) can represent a general class of transfer function matrices, which can have complex or multiple poles. It is required that $\text{Re}[d_l] \geq 0, \forall l$, and any poles on the imaginary axis are simple to guarantee Lyapunov stability. In addition, for $P_i(s)$ to be IFP, the corresponding R_l for any pure imaginary pole $d_l = j\omega_l$ is real and positive semidefinite.

It is worth mentioning that $\frac{A}{s+d}$ is passive for any $A > 0$ if $\text{Re}[d] \geq 0$. Then, we can use this term to passivate passivity-short systems.

Theorem 2. *The MIMO IFP system given by (12) with $R_{l1} = R_{l1}^T$ for all l , is input feedforward passivated by $C_i(s) = \sum_{l=1}^n \frac{A_l}{s+d_l}$, where A_l is a real symmetric matrix which satisfies that if $\text{Re}[d_l] = 0, A_l = \mathbf{0}$; and if $\text{Re}[d_l] \neq 0$,*

$$A_l \geq \left(\frac{\| \text{Im}[d_l] \text{Im}[R_{l1}] \|}{\text{Re}[d_l]} + \sum_{k=1}^{k_l} \frac{\| R_{lk} + R_{lk}^H \| + \| R_{lk}^H - R_{lk} \|}{2\text{Re}[d_l]^{k-1}} \right) I. \quad (13)$$

PROOF. When $k_l = 1$, we let $G(s) = \frac{R_{l1}}{s+d_l} + \frac{R_{l1}^*}{s+d_l^*} + \frac{A_l}{s+d_l} + \frac{A_l}{s+d_l^*}$. Note that $d_l = d_l^*$ and $R_{l1} = R_{l1}^*$ if $d_l \in \mathbb{R}$. By $R_{l1} = R_{l1}^T$, we obtain

$$G(j\omega) + G^T(-j\omega)$$

$$= \frac{4((A_{l1} + \text{Re}[R_{l1}])\text{Re}[d_l] - \text{Im}[d_l]\text{Im}[R_{l1}])\omega^2}{(|d_l|^2 - \omega^2)^2 + 4\text{Re}[d_l]^2\omega^2} + \frac{4|d_l|^2((A_{l1} + \text{Re}[R_{l1}])\text{Re}[d_l] + \text{Im}[d_l]\text{Im}[R_{l1}])}{(|d_l|^2 - \omega^2)^2 + 4\text{Re}[d_l]^2\omega^2}$$

where the denominator is positive. Then, $G(j\omega) + G^T(-j\omega) \geq 0$ if the two numerators are positive semidefinite, i.e.,

$$A_{l1} + \text{Re}[R_{l1}] \pm \frac{\text{Im}[d_l]\text{Im}[R_{l1}]}{\text{Re}[d_l]} \geq 0. \quad (14)$$

When $k_l \geq 2$, we let $H(s) = \frac{R_{lk}}{(s+d_l)^k} + \frac{R_{lk}^*}{(s+d_l^*)^k} + \frac{A_{lk}}{s+d_l} + \frac{A_{lk}}{s+d_l^*}$. Note that $d_l = d_l^*$ and $R_{lk} = R_{lk}^*$ if $d_l \in \mathbb{R}$. Then,

$$\begin{aligned} & H(j\omega) + H^T(-j\omega) \\ &= \frac{R_{lk} + A_{lk}(j\omega + d_l)^{k-1}}{(j\omega + d_l)^k} + \frac{R_{lk}^H + A_{lk}(-j\omega + d_l^*)^{k-1}}{(-j\omega + d_l^*)^k} \\ &+ \frac{R_{lk}^* + A_{lk}(j\omega + d_l^*)^{k-1}}{(j\omega + d_l^*)^k} + \frac{R_{lk}^T + A_{lk}(-j\omega + d_l)^{k-1}}{(-j\omega + d_l)^k} \\ &= \frac{R_{lk}(-j\omega + d_l^*)^k + R_{lk}^H(j\omega + d_l)^k}{(j\omega + d_l)^k(-j\omega + d_l^*)^k} \\ &+ \frac{A_{lk}[(j\omega + d_l)^{k-1}(-j\omega + d_l^*)^k + (-j\omega + d_l^*)^{k-1}(j\omega + d_l)^k]}{(j\omega + d_l)^k(-j\omega + d_l^*)^k} \\ &+ \frac{R_{lk}^*(-j\omega + d_l)^k + R_{lk}^T(j\omega + d_l^*)^k}{(j\omega + d_l^*)^k(-j\omega + d_l)^k} \\ &+ \frac{A_{lk}[(j\omega + d_l^*)^{k-1}(-j\omega + d_l)^k + (-j\omega + d_l)^{k-1}(j\omega + d_l^*)^k]}{(j\omega + d_l^*)^k(-j\omega + d_l)^k} \\ &= \frac{\cos k\bar{\theta}(R_{lk} + R_{lk}^H) + j \sin k\bar{\theta}(R_{lk}^H - R_{lk}) + 2A_{lk}\bar{r}^{k-2}\text{Re}[d_l]}{\bar{r}^k} \\ &+ \frac{\cos k\tilde{\theta}(R_{lk}^* + R_{lk}^T) + j \sin k\tilde{\theta}(R_{lk}^T - R_{lk}^*) + 2A_{lk}\tilde{r}^{k-2}\text{Re}[d_l]}{\tilde{r}^k} \end{aligned}$$

where \bar{r} , $\bar{\theta}$ and \tilde{r} , $\tilde{\theta}$ are polar coordinates of $j\omega + d_l$ and $j\omega + d_l^*$, respectively. $H(j\omega) + H^T(-j\omega) \geq 0$ if the two numerators are positive semidefinite, i.e.,

$$\begin{aligned} A_{lk} &\geq \left(\|R_{lk} + R_{lk}^H\| + \|R_{lk}^H - R_{lk}\| \right) \frac{I}{2\text{Re}[d_l]^{k-1}} \\ A_{lk} &\geq \left(\|R_{lk}^* + R_{lk}^T\| + \|R_{lk}^T - R_{lk}^*\| \right) \frac{I}{2\text{Re}[d_l]^{k-1}}. \end{aligned} \quad (15)$$

Let $A_l = \sum_{k=1}^{k_l} A_{lk}$, then summing up (14), (15) for $k = 1, \dots, k_l$ leads to (13).

We can observe that (13) is satisfied with some positive definite real matrix A_l .

Remark 1. If $R_{l1} \neq R_{l1}^T$ for some l in Theorem 2, we can add a stable PFC $\frac{R_{l1}^T}{s+d_l}$ in advance to guarantee this precondition.

Remark 2. We do not passivate terms with zero or pure imaginary poles, i.e., $A_l = 0$ if $\text{Re}[d_l] = 0$ because for IFP systems, $R_l \geq 0$ if $\text{Re}[d_l] = 0$.

Similar results can be obtained for SISO linear system as a special case. Let P_i be a SISO linear IFP system with transfer function $P_i(s)$. Then it can be decomposed into partial fractions as

$$P_i(s) = \sum_{l=1}^n \left(\frac{c_{l1}}{s+d_l} + \frac{c_{l2}}{(s+d_l)^2} + \dots + \frac{c_{lk_l}}{(s+d_l)^{k_l}} \right) \quad (16)$$

where $c_{lk} \in \mathbb{C}$ if $d_l \in \mathbb{C}$.

Corollary 1. The SISO IFP system given by $P_i(s) = \sum_{l=1}^n \left(\frac{c_{l1}}{s+d_l} + \frac{c_{l2}}{(s+d_l)^2} + \dots + \frac{c_{lk_l}}{(s+d_l)^{k_l}} \right)$ is input feedforward passivated by $C_i(s) = \sum_{l=1}^n \frac{a_l}{s+d_l}$, where

$$a_l \geq \frac{|\text{Im}[c_{l1}]\text{Im}[d_l]|}{\text{Re}[d_l]} + \sum_{k=1}^{k_l} \frac{|c_{lk}|}{(\text{Re}[d_l])^{k-1}} \quad (17)$$

if $\text{Re}[d_l] > 0$ and $a_l = 0$, if $\text{Re}[d_l] = 0$.

The compensator proposed in this work differs from the phase-lead compensators in [10, 33] in that d_l can be complex here. It is noteworthy that a PFC is designed in [34, 9] to render a SISO LTI plant minimum phase with relative degree one, which can be understood as a process of passivation when the plant is stable. Compared with [34, 9], our design method is more straightforward and can be carried out on MIMO linear systems.

Example 2

Consider a SISO linear system with transfer function $P(s) = \frac{1}{(s+0.5)^2}$, and a compensator $C(a, s) = \frac{a}{s+0.5}$. The Nyquist plot of $P(s)$, $C(1, s)$, and $C(2, s)$ are shown in Figure 5(a). $P(s)$ is non-passive since it is not in the closed right-half plane while $C(a, s)$ is passive for any $a > 0$. The Nyquist plot of $G(a, s) = P(s) + C(s)$ with $a = 1, 2, 3$, respectively, are shown in Figure 5(b). It can be observed that the parallel interconnected system $G(a, s)$ is passive if and only if $a \geq 2$.

4.2. Passivation of nonlinear input feedforward passive systems

It is in general difficult to carry out frequency-wise analysis when system P is nonlinear. In this case, it would be convenient to measure the passivity of a nonlinear system using passivity indices. The IFP index characterizes the shifting from a passive system in the frequency domain.

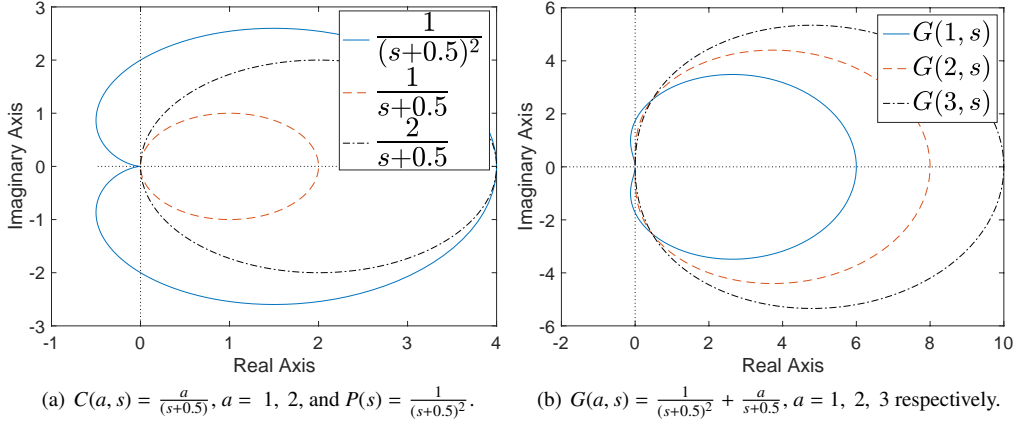


Figure 5: Nyquist plots of $P(s)$, $C(a, s)$ and $G(s)$.

Corollary 2. A nonlinear IFP($-\nu$) system P_i is input feedforward passivated by a compensator C_i that is IFP(ν), where $\nu > 0$.

PROOF. The sum of the storage functions of P_i and C_i is denoted by $V \geq 0$ and satisfies that $\dot{V} \leq y_1^T u_1 + \nu u_1^T u_1 + y_c^T u_c - \nu u_c^T u_c = \tilde{y}_1^T u_1$ since $u_1 = u_c$.

To passivate an IFP($-\nu$) system with $\nu > 0$, compensator C is required to be IFP(ν). Then the output y_c of C contains a direct feedthrough term of input, i.e., $D_c \neq 0$ [18, Corollary 2.40]. The passivation of IFP systems using PFC leads to fully distributed control for output synchronization, since the compensator C_i for passivation is added locally to each system P_i , and does not require any graph information to design global parameters.

Example 3

We give an implicit application to show that synchronization is achieved via fully distributed control and reveal how some works are unified via the concept of PFC. Consider the modified PI algorithm [14, 15],

$$\dot{x}_i = -\nabla f_i(x_i) - \lambda_i + u_i, \quad \dot{\lambda}_i = -u_i, \quad y_i = x_i \quad (18)$$

which is used to solve the distributed optimization problem $\min_{x \in \mathbb{R}} \sum_{i=1}^N f_i(x)$. The input can take the diffusive couplings $u_i = \sigma \sum_{k=1}^N a_{ik}(y_k - y_i)$, with $\sigma > 0$ to be decided. Let us consider quadratic convex functions $f_i(x_i)$ here. Then the transfer function for linear system (18) is

$$G(s) = \frac{s+1}{s(s+\nabla^2 f_i(x_i))} = \frac{(\nabla^2 f_i(x_i))^{-1}}{s} + \frac{1-(\nabla^2 f_i(x_i))^{-1}}{s+\nabla^2 f_i(x_i)}.$$

When $\nabla^2 f_i(x_i) < 1$, the system is passivity-short. Synchronization of the y_i can be achieved by appropriately choosing the coupling gain σ for input u_i , as proposed in [4]; this, however, requires global graph information. Following the analysis described in the previous sections, we add the term $\frac{(\nabla^2 f_i(x_i))^{-1}-1}{s+\nabla^2 f_i(x_i)}$ to $G(s)$, which is based on only the local agent dynamics. The resulting system is passive, and becomes

$$\dot{x}_i = (\nabla^2 f_i(x_i))^{-1} u_i, \quad y_i = u_i \quad (19)$$

in the time domain, which is exactly the Zero-Gradient-Sum (ZGS) algorithm [16], if u_i takes the diffusive couplings. The closed-loop system is stable for any $\sigma > 0$. Note that σ does not depend on any graph information and the controller is thus fully distributed.

5. Feedback Effects of PFC on Communication Graphs

The control diagram in Figure 4 is equivalent to Figure 6, where C becomes a feedback compensator to L . In this section, we focus on the robustness effects of the PFC on communication graphs. The graph we consider in this section contains antagonistic interactions, represented by negative weight edges. We only assume that zero is a simple eigenvalue to L . In other words, L may be indefinite.

5.1. Convergence over signed weighted graphs

We show that the use of PFC in output synchronization guarantees convergence of the closed-loop system when the graph is subject to negative weight edges. First, let us characterize the passivity of the diffusive couplings under signed weighted graphs.

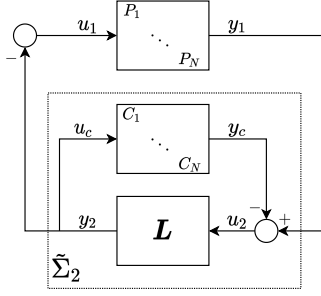


Figure 6: An equivalent block diagram representation of the addition of PFC to dynamics achieving output synchronization, as in Figure 4. The subsystem $\tilde{\Sigma}_2$ represents the feedback interconnection of C and L .

Lemma 3. Suppose the graph is weight-balanced. The memoryless function $y = \mathbf{L}u$ is OFP($-r$) from u to y , where r is a constant satisfying

$$r\mathbf{L}^T\mathbf{L} + \frac{\mathbf{L} + \mathbf{L}^T}{2} \geq 0. \quad (20)$$

PROOF. A memoryless function $y = h(u)$ is output feedback passive if $y^T u + r y^T y \geq 0$, for some $r \in \mathbb{R}$. Substituting $y = \mathbf{L}u$ into the inequality, we obtain (20). Since $\mathbf{L}^T\mathbf{L}$ is positive semidefinite and has the same left and right null space as $\mathbf{L} + \mathbf{L}^T$ due to the graph being balanced, (20) has a feasible solution for some $r \in \mathbb{R}$.

Remark 3. Condition (20) is satisfied with some $r \leq 0$ when the graph does not have negative weight edges. In this case, $y = \mathbf{L}u$ is output strictly passive. However, when the graph contains negative weight edges, $\mathbf{L} + \mathbf{L}^T$ may not be positive semidefinite [26]. In this case, it is required that $r > 0$, and the mapping $y = \mathbf{L}u$ is OFP with a shortage of passivity. For unbalanced digraphs, a condition similar to (20) can be derived to show that $y = \mathbf{L}u$ is dissipative, which is not discussed in this work for simplicity.

Consider the output synchronization of N agents described by (8) over a signed weighted digraph, as shown in Figure 4. Suppose that C is passive with OFP index $\rho \geq 0$ and IFP index $\nu > 0$. Then, D_c satisfies $\frac{D_c^T + D_c}{2} \geq \nu I$ [35]. Next, we show that the closed-loop system maintains passivity and reaches output synchronization.

Theorem 3. Suppose each agent P_i is passive, the signed weighted graph \mathcal{G} is weight-balanced, strongly connected, and 0 is a simple eigenvalue of \mathbf{L} . Then, the closed-loop system in Figure 4 represented by (8), (9),

(11), (4), (5) is passive if C is IFP(ν), where $\nu > r$, and r is defined in (20). The agents will also asymptotically achieve output synchronization.

PROOF. By Lemma 3, the mapping $y_2 = \mathbf{L}u_2$ is OFP($-r$). Note that Figure 6 is equivalent to Figure 4. System $\tilde{\Sigma}_2$ in Figure 6 is output strictly passive from u_2 to y_2 , by Lemma 1. Then, the feedback interconnection of the two passive components P and $\tilde{\Sigma}_2$ remains passive. Let the Lyapunov function V be the sum of the storage functions of Σ_1 and $\tilde{\Sigma}_2$. Since there is no external input, we have $\dot{V} \leq -\epsilon y_2^T y_2$, where $\epsilon = \nu - r > 0$. Since V is positive definite and radially unbounded, the level set $\Omega = \{x : V(x) \leq \epsilon\}$ for some $\epsilon > 0$ is a compact positively invariant set that can include any initial condition x_0 by choosing $\epsilon = V(x_0)$. It then follows from LaSalle's invariance principle that for any initial condition in Ω the trajectories converge to the largest invariant set $F \subset \Omega$ where $\dot{V} = 0$, i.e. $y_2 = \mathbf{0}$ in this set. This therefore implies that for any initial condition we have $y_2 \rightarrow \mathbf{0}$ as $t \rightarrow \infty$. Since $u_c = y_2$ we also have $u_c \rightarrow \mathbf{0}$, and the converging-input converging-output property of the PFC C (property (11)) implies that $y_c \rightarrow \mathbf{0}$. We now use the fact that $y_2 = \mathbf{L}(y_1 - y_c)$. Since $y_c \rightarrow \mathbf{0}$ and $y_2 \rightarrow \mathbf{0}$ we deduce that $\mathbf{L}y_1 \rightarrow \mathbf{0}$, which implies $|y_{1i} - y_{1k}| \rightarrow 0, \forall i, k$, from the strong connectivity of the graph.

Remark 4. The graph Laplacian in this work follows from the definition $\mathbf{L} := \text{diag}\{d_{in}^1, \dots, d_{in}^N\} - \mathcal{A}$, without taking absolute values in the diagonal terms, which avoids the bipartite consensus behavior as in [21]. In this case, some diagonal elements may even be negative, rendering negative eigenvalues, which is a case where convergence has not been shown in the literature [21, 26]. By utilizing the PFC technique, the positive semidefinite requirement is relaxed. However, the PFC only helps improve convergence performance but does not affect the synchronization results. If zero is not a simple eigenvalue of \mathbf{L} , clustering consensus may appear [26].

5.2. PD control and practical derivative control

Let the compensator be $C(s) = d_c \cdot I_{mN}$, which is a positive definite matrix that is IFP($-d_c$). Then, the PFC simply becomes derivative feedback control. We let each agent P_i be a simple integrator, i.e., $P_i = \frac{1}{s}I_m$. Then, the overall closed-loop system reduces to the proportional-derivative (PD) control for first-order consensus

$$\dot{x} = -\mathbf{L}x - d_c \mathbf{L}\dot{x} \quad (21)$$

where $x = (x_1^T, \dots, x_N^T)$ and x_i is the local state of agent i . Theorem 3 holds for sufficiently large d_c . Therefore, a properly designed PD controller solves the synchronization problem under signed weighted graphs, if zero is a simple eigenvalue for L .

The derivative information is a prediction of future values. Hence, the real-time derivative cannot be obtained in practice. Nevertheless, we can realize the derivative control by taking the limit of a first-order low pass filter. For example, the derivative control in (21) can be realized by the compensator $C(s) = \lim_{\tau \rightarrow 0^+} \frac{d_c I}{\tau s + 1}$. In practice, each local compensator may be designed locally by selecting $\nu_i \geq \nu$, $\forall i \in \mathcal{N}$, where ν is the defined in Theorem 3. Moreover, by adopting compensators with different internal dynamics, numerous new protocols can be designed. There are more benefits of adding this extra compensator. For example, it is found in [12] that the delay margin for consensus has been enlarged under the PD controller.

Example 4

Consider output synchronization of four harmonic oscillators represented by $P_i(s) = \frac{s}{s^2+1}$. Each oscillator is passive, then $P = \bigoplus_{i=1}^4 P_i$ is passive. The communication graph is weight-balanced with negative weight edges, as shown in Figure 7. The Laplacian is then

given by $L = \begin{bmatrix} -1 & 0 & -1 & 2 \\ -1 & 1 & 0 & 0 \\ 2 & -1 & -1 & 0 \\ 0 & 0 & 2 & -2 \end{bmatrix}$, which is indefinite.

The mapping $y = Lu$ is OFP($-r$), where $r = 0.5$ by Lemma 3. Let $C(s) = I$. The matrix $I + LC$ is non-singular, so the overall system represented by Figure 6 is well-posed. The overall closed-loop system can be

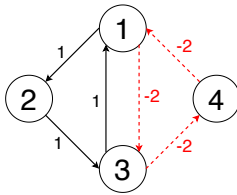


Figure 7: A balanced signed weighted communication digraph.

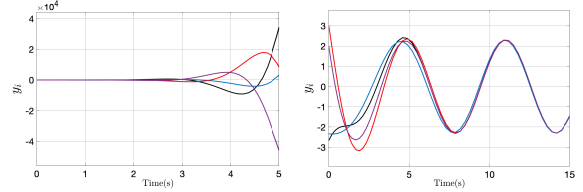
written as

$$\dot{x}_i = \begin{bmatrix} 0 & -1 \\ 1 & 0 \end{bmatrix} x_i + \begin{bmatrix} 1 \\ 0 \end{bmatrix} u_i, \quad y_i = \begin{bmatrix} 1 & 0 \end{bmatrix} x_i, \quad i = 1, \dots, 4, \quad (22a)$$

$$u = -(I + LC)^{-1} Ly. \quad (22b)$$

We run the example with $C = \mathbf{0}$ (no addition of PFC), and $C = I$ on Simulink. The trajectories of $y_i(t)$ for

agents are shown in Figure 8. It can be observed that diffusive couplings cannot synchronize the outputs. The outputs blow to infinity due to antagonistic interactions. On the other hand, the PFC provides extra derivative information that helps synchronization the outputs.



(a) Trajectories of y_i without PFC. (b) Trajectories of y_i with PFC.

Figure 8: Performance of output synchronization represented by the closed-loop system (22) with and without PFC.

6. Conclusion

This work has investigated the effects of PFC on output synchronization from the perspective of passivity. A systematic method has been designed to passivate input feedforward passive systems. Moreover, it has been shown that the addition of PFC can solve output synchronization over signed weighted graphs with indefinite Laplacian. There are also several aspects in this work that deserve further investigation in the future. For instance, the communication graph can be extended to unbalanced cases; it is of interest to investigate the possibility of passivating nonlinear dynamics and indefinite Laplacians using a PFC without direct feedthrough terms.

CRediT authorship contribution statement

Mengmou Li: Conceptualization, Formal analysis, Methodology, Investigation, Software, Writing - review & editing. **Ioannis Lestas:** Funding acquisition, Supervision, Validation, Writing - review & editing. **Li Qiu:** Methodology, Funding acquisition, Supervision, Validation, Writing - review & editing.

Declaration of competing interest

The authors declare that they have no known competing financial interests or personal relationships that could have appeared to influence the work reported in this paper.

Acknowledgment

This work was supported by Hong Kong Research Grants Council under grant number 16201120.

References

- [1] N. Chopra, M. W. Spong, Passivity-based control of multi-agent systems, in: *Advances in robot control*, Springer, 2006, pp. 107–134.
- [2] P. Wieland, R. Sepulchre, F. Allgöwer, An internal model principle is necessary and sufficient for linear output synchronization, *Automatica* 47 (5) (2011) 1068–1074.
- [3] P. Wieland, J. Wu, F. Allgöwer, On synchronous steady states and internal models of diffusively coupled systems, *IEEE Transactions on Automatic Control* 58 (10) (2013) 2591–2602.
- [4] Z. Qu, M. A. Simaan, Modularized design for cooperative control and plug-and-play operation of networked heterogeneous systems, *Automatica* 50 (9) (2014) 2405–2414.
- [5] A. Isidori, L. Marconi, G. Casadei, Robust output synchronization of a network of heterogeneous nonlinear agents via nonlinear regulation theory, *IEEE Transactions on Automatic Control* 59 (10) (2014) 2680–2691.
- [6] L. Zhu, Z. Chen, R. H. Middleton, A general framework for robust output synchronization of heterogeneous nonlinear networked systems, *IEEE Transactions on Automatic Control* 61 (8) (2016) 2092–2107.
- [7] S. Baldi, S. Yuan, P. Frasca, Output synchronization of unknown heterogeneous agents via distributed model reference adaptation, *IEEE Transactions on Control of Network Systems* 6 (2) (2018) 515–525.
- [8] I. Bar-Kana, On parallel feedforward and simplified adaptive control, *IFAC Proceedings Volumes* 20 (2) (1987) 99–104.
- [9] H. Kim, S. Kim, J. Back, H. Shim, J. H. Seo, Design of stable parallel feedforward compensator and its application to synchronization problem, *Automatica* 64 (2016) 208–216.
- [10] S. Yamashita, T. Hatanaka, J. Yamauchi, M. Fujita, Passivity-based generalization of primal–dual dynamics for non-strictly convex cost functions, *Automatica* 112 (2020) 108712.
- [11] D. A. B. Lombana, M. Di Bernardo, Distributed PID control for consensus of homogeneous and heterogeneous networks, *IEEE Transactions on Control of Network Systems* 2 (2) (2014) 154–163.
- [12] D. Ma, J. Chen, R. Lu, J. Chen, Exact delay consensus margin of first-order agents under pid protocol, in: *2019 IEEE 58th Conference on Decision and Control (CDC)*, IEEE, 2019, pp. 54–59.
- [13] Z. Li, Z. Duan, G. Chen, L. Huang, Consensus of multiagent systems and synchronization of complex networks: A unified viewpoint, *IEEE Transactions on Circuits and Systems I: Regular Papers* 57 (1) (2009) 213–224.
- [14] S. S. Kia, J. Cortés, S. Martínez, Distributed convex optimization via continuous-time coordination algorithms with discrete-time communication, *Automatica* 55 (2015) 254–264.
- [15] M. Li, G. Chesi, Y. Hong, Input-feedforward-passivity-based distributed optimization over jointly connected balanced digraphs, *IEEE Transactions on Automatic Control* 66 (9) (2021) 4117–4131.
- [16] J. Lu, C. Y. Tang, Zero-gradient-sum algorithms for distributed convex optimization: The continuous-time case, *IEEE Transactions on Automatic Control* 57 (9) (2012) 2348–2354.
- [17] H. K. Khalil, *Nonlinear systems*, Prentice-Hall, New Jersey (2002).
- [18] R. Sepulchre, M. Jankovic, P. V. Kokotovic, *Constructive non-linear control*, Springer Science & Business Media, 2012.
- [19] R. Olfati-Saber, J. A. Fax, R. M. Murray, Consensus and co-operation in networked multi-agent systems, *Proceedings of the IEEE* 95 (1) (2007) 215–233.
- [20] M. Li, L. Su, G. Chesi, Consensus of heterogeneous multi-agent systems with diffusive couplings via passivity indices, *IEEE Control Systems Letters* 3 (2) (2019) 434–439.
- [21] C. Altafini, Consensus problems on networks with antagonistic interactions, *IEEE Transactions on Automatic Control* 58 (4) (2012) 935–946.
- [22] D. Zelazo, M. Bürger, On the robustness of uncertain consensus networks, *IEEE Transactions on Control of Network Systems* 4 (2) (2015) 170–178.
- [23] Y. Chen, S. Z. Khong, T. T. Georgiou, On the definiteness of graph Laplacians with negative weights: Geometrical and passivity-based approaches, in: *2016 American Control Conference (ACC)*, IEEE, 2016, pp. 2488–2493.
- [24] J. C. Bronski, L. DeVillie, Spectral theory for dynamics on graphs containing attractive and repulsive interactions, *SIAM Journal on Applied Mathematics* 74 (1) (2014) 83–105.
- [25] W. Chen, D. Wang, J. Liu, Y. Chen, S. Z. Khong, T. Başar, K. H. Johansson, L. Qiu, On spectral properties of signed Laplacians with connections to eventual positivity, *IEEE Transactions on Automatic Control* 66 (5) (2021) 2177–2190.
- [26] D. Zelazo, M. Bürger, On the definiteness of the weighted Laplacian and its connection to effective resistance, in: *53rd IEEE Conference on Decision and Control*, IEEE, 2014, pp. 2895–2900.
- [27] D. Mukherjee, D. Zelazo, Robustness of consensus over weighted digraphs, *IEEE Transactions on Network Science and Engineering* 6 (4) (2018) 657–670.
- [28] Y. Song, D. J. Hill, T. Liu, Network-based analysis of small-disturbance angle stability of power systems, *IEEE Transactions on Control of Network Systems* 5 (3) (2017) 901–912.
- [29] T. Ding, R. Bo, Y. Yang, F. Blaabjerg, Impact of negative reactance on definiteness of b-matrix and feasibility of dc power flow, *IEEE Transactions on Smart Grid* 10 (2) (2017) 1725–1734.
- [30] M. Vidyasagar, et al., Input-output analysis of large-scale interconnected systems. decomposition, well-posedness and stability (1981).
- [31] M. Xia, A. Rahnama, S. Wang, P. J. Antsaklis, Control design using passivation for stability and performance, *IEEE Transactions on Automatic control* 63 (9) (2018) 2987–2993.
- [32] J. Bao, P. L. Lee, *Process control: the passive systems approach*, Springer Science & Business Media, 2007.
- [33] M. Li, S. Yamashita, T. Hatanaka, G. Chesi, Smooth dynamics for distributed constrained optimization with heterogeneous delays, *IEEE Control Systems Letters* 4 (3) (2020) 626–631.
- [34] S. Kim, H. Kim, J. Back, H. Shim, J. H. Seo, Passification of SISO LTI systems through a stable feedforward compensator, in: *2011 11th International Conference on Control, Automation and Systems*, IEEE, 2011, pp. 107–111.
- [35] N. Kottenstette, M. J. McCourt, M. Xia, V. Gupta, P. J. Antsaklis, On relationships among passivity, positive realness, and dissipativity in linear systems, *Automatica* 50 (4) (2014) 1003–1016.