

Functional instrumental variable regression with an application to estimating the impact of immigration on native wages

Dakyung Seong

University of Sydney

dakyung.seong@sydney.edu.au

Won-Ki Seo

University of Sydney

won-ki.seo@sydney.edu.au

October 26, 2021

Abstract

Functional linear regression gets its popularity as a statistical tool to study the relationship between function-valued response and exogenous explanatory variables. However, in practice, it is hard to expect that the explanatory variables of interest are perfectly exogenous, due to, for example, the presence of omitted variables and measurement errors, and this in turn limits the applicability of the existing estimators whose essential asymptotic properties, such as consistency, are developed under the exogeneity condition. To resolve this issue, this paper proposes new instrumental variable estimators for functional endogenous linear models, and establishes their asymptotic properties. We also develop a novel test for examining if various characteristics of the response variable depend on the explanatory variable in our model. Simulation experiments under a wide range of settings show that the proposed estimators and test perform considerably well. We apply our methodology to estimate the impact of immigration on native wages.

1 Introduction

The recent developments in data collection and storage technologies ignite studies on how to use more complicated observations such as curves and probability density functions. This area of study, commonly called functional data analysis, has become popular in statistics, and researchers in various fields of study, including economics, have been benefited from advances in this area. In particular, for practitioners who are interested in studying the relationship between two or more such variables, functional linear models are of central importance, and crucial contributions on this topic, especially about statistical inference, include [Bosq \(2000\)](#), [Yao et al. \(2005\)](#), [Mas \(2007\)](#), [Park and Qian \(2012\)](#), [Benatia et al. \(2017\)](#), [Imaizumi and Kato \(2018\)](#), and [Sun et al. \(2018\)](#).

The existing statistical approaches for estimating the functional linear model, including those proposed in the aforementioned literature, are mostly established under the assumption that the explanatory variable of interest is exogenous, meaning that it is uncorrelated with the regression error. However, this assumption is not likely to hold in practice; that is, explanatory variables are often *endogenous*. The issue of endogeneity is especially relevant in the context of functional linear models; provided that functional observations used in analysis are almost always constructed by

smoothing their discrete realizations, such observations inevitably involve small or large measurement errors, which in turn leads to violation of the exogeneity condition at least to some degree (see Section 2). This issue may hamper practitioners from widely applying the functional linear model.

For this reason, our study of functional linear models in the present paper is focused on addressing the issue of endogeneity, which has not been paid much attention in the literature. If endogeneity is not a big concern, there are already several available least square-type estimators such as those proposed by Yao et al. (2005), Park and Qian (2012), Benatia et al. (2017), and Sun et al. (2018). Otherwise, we have only a very few available options. One of those is an estimator proposed by Benatia et al. (2017) when functional observations are independently and identically distributed (iid), and this may be viewed as an extension of their own least square-type estimator for the case where endogeneity is present. More recently, Chen et al. (2020) considered endogeneity induced by measurement errors and proposed a GMM-type estimator using the autocovariance structure of serially dependent observations. In the case where the response variable is scalar-valued, the estimators proposed by Florens and Van Bellegem (2015) can also be used. The common element that is essential to control for endogeneity in the aforementioned studies is another (function-valued) random variable satisfying the exogeneity condition, and such a variable is called the instrumental variable (IV) as in the standard linear simultaneous equation model. Our approach to deal with endogeneity also relies on the use of a proper IV.

More specifically, we in this paper develop new estimation results for the functional endogenous linear model where the response, explanatory, and instrumental variables are all function-valued. In this sense, the studies by Benatia et al. (2017) and Chen et al. (2020) are the most closely related to the present paper among the foregoing articles. With slight modifications, our results to be given can be adjusted for the case where the response variable is scalar- or vector-valued, and hence our paper is also related, to some degree, with Florens and Van Bellegem (2015) and the literature on many instruments (Morimune, 1983; Bekker, 1994; Chao and Swanson, 2005; Newey and Windmeijer, 2009; Carrasco, 2012). However, for the purpose to reflect the recent increasing interest on function-on-function regression, this paper focuses on the case where the response variable is function-valued. Moreover, we do not require the variables of interest to be iid, but allow those to exhibit some weak dependence so that our model can be applied to various empirical examples, such as that to be given in Section 7.

Technically, we view the function-valued variables of interest as random variables taking values in a Hilbert space of square-integrable functions, and then propose two different but closely related estimators, which are respectively called the functional IV estimator (FIVE) and the functional two-stage least square estimator (F2SLSE). Both estimators require the use of a relevant and valid IV. As is well known in the literature, estimation of a model involving function-valued random variables is not straightforward because some important sample operators, such as the covariance of a function-valued random variable, are not invertible over the entire Hilbert space(s). We circumvent this issue by employing the spectral cut regularized inverse of such a sample operator, which is based on the functional principal component analysis that has been widely employed in the literature on

functional data analysis; see e.g., [Bosq \(2000\)](#), [Yao et al. \(2005\)](#), [Hall and Horowitz \(2007\)](#), [Park and Qian \(2012\)](#), [Crambes and Mas \(2013\)](#) to name only a few. The reason why we focus on the spectral cut regularization scheme comes not from its theoretical superiority, but merely from its popularity in the literature. Other schemes such as ridge-type regularization (e.g., [Florens and Van Bellegem, 2015](#); [Benatia et al., 2017](#)) may be alternatively adopted, and are expected to have their own merits.

The asymptotic properties of the FIVE and F2SLSE are studied. We first establish their weak (convergence in probability) and strong (almost sure convergence) consistencies. Then, we show that each of the proposed estimators can be decomposed into the regularization bias and the component that is asymptotically normal. The asymptotic normality results given in this paper are quite different from similar results given in a finite dimensional setting in the sense that the convergence rate is (i) possibly random and (ii) not uniformly given over the entire Hilbert space on which our estimators are defined. As a consequence, we also find that the proposed estimators do not weakly converge to any elements in the usual operator topology, which is similar to what [Mas \(2007\)](#) earlier found in the context of functional autoregressive (AR) models of order 1. Based on our estimators and their asymptotic properties, we provide a novel significance test for examining if the explanatory variable of interest affects various characteristics of the response variable. The proposed test is easy-to-implement, and its asymptotic null distribution can be easily approximated via Monte Carlo simulations.

To see how the asymptotic properties of our estimators and test are revealed in finite samples, we implement Monte Carlo experiments under various simulation designs. The simulation results are quite satisfactory; overall, it seems that our estimators can be a good alternative or sometimes complement to some existing estimators that are closely related to ours. In addition, our significance test is shown to have excellent size control and power in the considered simulation designs.

As an empirical illustration, we study the impact of immigration on native wages. To be specific, we employ a model that is similar to those considered by, e.g., [Dustmann et al. \(2013\)](#) and [Sharpe and Bollinger \(2020\)](#). The previous literature in this area, including [Ottaviano and Peri \(2012\)](#), [Card \(2009\)](#), and the aforementioned articles, show that an inflow of immigrants differently affects native wages depending on levels of skill (captured by, for examples, education and experience) of both natives and immigrants. We, in the present paper, investigate such heterogeneous effects using our functional linear model, which is initiated by viewing both the labor supply and the native wage as functions of a certain measure of occupation-specific skills (will be detailed in [Section 7](#)). This approach has a couple of advantages compared to that taken by the earlier literature. For example, in our functional setting, an inflow of immigrants in an occupation requiring a particular skill level is allowed to have an impact on the wages of natives in other occupations. Furthermore, in the previous literature, workers of various levels of skill are often classified into a few skill groups before analysis, which is necessitated to reduce dimensionality of the considered model (see [Example 1](#) and [Section 7](#)). However, such a pre-classification, which may affect estimation results and the interpretation of those, is not required in our approach. Using the methodology developed in this paper, we find the evidence supporting the presence of heterogeneous effects of immigration.

The remainder of this paper is organized as follows. Section 2 introduces a functional endogenous linear model and provides some motivating examples. In Sections 3 and 4, we define our estimators and discuss their asymptotic properties. The significant test is proposed in Section 5 in which its asymptotic property is also established. Section 6 reports Monte Carlo simulation results and Section 7 details our empirical example. Section 8 concludes.

2 Functional endogenous linear model

2.1 Endogeneity and motivating examples

We suppose that random functions y_t , x_t and u_t satisfy the following relationship: for $t \geq 1$,

$$y_t = c_y + \mathcal{A}x_t + u_t, \quad (2.1)$$

where c_y is the intercept function and \mathcal{A} is a linear operator satisfying certain conditions to be clarified. In (2.1), the response variable y_t , the explanatory variable x_t and the error variable u_t are random functions, which are technically understood as random variables taking values in separable Hilbert spaces. Appendix A briefly introduces the definitions of a Hilbert-valued random variable X , its expectation (denoted $\mathbb{E}[X]$), covariance operator (denoted $\mathcal{C}_{XX} := \mathbb{E}[(X - \mathbb{E}[X]) \otimes (X - \mathbb{E}[X])]$), and cross-covariance operator with another Hilbert-valued random variable Y (denoted $\mathcal{C}_{XY} := \mathbb{E}[(X - \mathbb{E}[X]) \otimes (Y - \mathbb{E}[Y])]$), where \otimes signifies the tensor product defined in (A.1) in Appendix A. These notions are natural generalizations of a random vector and its expectation, covariance matrix, and cross-covariance matrix with another random vector, respectively.

We say that the explanatory variable x_t is endogenous if it is correlated with the error u_t , i.e., the cross-covariance of x_t and u_t , given by the operator $\mathbb{E}[(x_t - \mathbb{E}[x_t]) \otimes (u_t - \mathbb{E}[u_t])]$, is nonzero. The present paper focuses on estimation and inference of the functional linear model in the presence of endogeneity. Below we provide specific and practical examples that motivate this model of interest.

Example 1 (Effects of immigration on the native labor market). We briefly illustrate our empirical example, which will be considered in Section 7. To examine the effect of immigration on native wages, we let $w_t(s)$ (resp. $h_t(s)$) be the occupation-specific log wage of natives (resp. the occupation-specific share of immigrants) at time t , where $s \in [0, 1]$ identifies each occupation by quantifying some work-related abilities that are required by each occupation (this will be detailed in Section 7). In many applications, researchers classify occupations into n groups, $S_{1(n)}, \dots, S_{n(n)}$, according to the value of s ; for example, we may consider three groups of occupations requiring low, mid, and high levels of skill by partitioning $[0, 1]$ into $[0, 1/3]$, $(1/3, 2/3]$, and $(2/3, 1]$. Then, the following model may be employed to examine the effect of immigration for each group $S_{i(n)}$: $w_{t,i(n)} = c_{i(n)} + \beta_{i(n)}h_{t,i(n)} + u_{t,i(n)}$, where $w_{t,i(n)}$ (resp. $h_{t,i(n)}$) is the within average of $w_t(s)$ (resp. $h_t(s)$) for the group $S_{i(n)}$ at time t . The parameter $c_{i(n)}$ represents the group-specific fixed effect and $\beta_{i(n)}$ is the group-specific effect of immigration. This model can be generalized in two ways. First, as suggested by Peri and Sparber (2009) and Llull (2018), an inflow of immigrants in a particular occupation requiring skill level $s \in S_{i(n)}$ could have an impact on the labor market outcomes of native workers

in other occupations, and thus, the above model can be generalized to accommodate such an effect. Second, instead of pre-classifying workers into a few groups according to their occupation-specific skill levels, we may treat $w_t(s)$ (resp. $h_t(s)$) for different values of $s \in [0, 1]$ as discrete realizations of the curve of skill-specific native wage w_t (resp. the curve of skill-specific share of immigrants h_t) that is continuous with respect to $s \in [0, 1]$. Combining these views, we extend the above model as follows:

$$w_t = c_y + \mathcal{A}h_t + u_t,$$

where c_y is the intercept function and the linear operator \mathcal{A} is the parameter of interest. This generalization seems to be appealing, but, unfortunately, estimating this model involves challenging issues in practice. One of the main concerns, we want to stress here, is related to the endogenous occupational adjustment of workers (see, e.g., [Llull, 2018](#)), which results in violation of the exogeneity condition; this will be further discussed in [Section 7](#).

Example 2 (Functional AR model with measurement errors). This example considers a functional AR process, of which realization is contaminated by measurement errors. An example of this arises in forecasting the time series of probability density functions; see e.g., [Kokoszka et al. \(2019\)](#). Since a probability density is not observable, it is often replaced by its nonparametric estimate that involves an estimation error. Beyond this specific case, it seems to be quite common in practice that the true functional realization y_t° cannot be observed and thus has to be replaced by an estimate y_t , obtained from its discrete realizations. In these cases, it may be natural to assume that y_t contains a measurement error e_t , i.e., $y_t = y_t^\circ + e_t$. If a sequence of functions $\{y_t^\circ\}_{t \geq 1}$ satisfies the stationary AR law of motion given by $y_t^\circ = \mathcal{A}y_{t-1}^\circ + \epsilon_t$ for $t \geq 1$, with $\mathbb{E}[\epsilon_t] = 0$ and $\mathbb{E}[y_{t-1}^\circ \otimes \epsilon_t] = 0$, we have

$$y_t = \mathcal{A}y_{t-1} + u_t, \quad \text{where} \quad u_t = \mathcal{A}e_{t-1} - e_t + \epsilon_t.$$

In this case, $\mathbb{E}[y_{t-1} \otimes u_t] \neq 0$ in general, and hence y_{t-1} is endogenous. To see this in detail, we assume for simplicity that e_t is uncorrelated with e_ℓ for every $\ell \neq t$, and also uncorrelated with y_ℓ° and ϵ_ℓ for every ℓ ; this may not be restrictive in practice, and an analogous assumption was employed by [Chen et al. \(2020\)](#) in a similar context. Then, it can be shown that $\mathbb{E}[y_{t-1} \otimes u_t] = \mathcal{A}\mathbb{E}[e_{t-1} \otimes e_{t-1}]$, which is a nonzero operator in general.

It is expected from [Example 2](#) that endogeneity can arise in many practical applications of the functional linear model, where x_t is partially observed and has to be estimated from only a finite number of discrete data points $\{x_t(s_1), \dots, x_t(s_{n_t})\}$ of x_t for s_1, \dots, s_{n_t} belonging to the domain of x_t . If the number of data points n_t is not sufficiently large, x_t constructed from those data points may be subject to significant measurement/estimation errors. In such a case, the exogeneity condition is very likely violated. This type of endogeneity, induced by error-contaminated explanatory variables, was earlier studied by [Chen et al. \(2020\)](#) (see [Remark 2](#) for more details).

As well expected from the literature on the standard linear simultaneous equation model, endogeneity should be properly addressed for consistent estimation of the regression operator. A widely used strategy to do this is the IV approach, which is pursued in our Hilbert space setting.

2.2 Model, some simplifying assumptions, and notation

This paper concerns the case where the response variable y_t , the endogenous explanatory variable x_t , and the IV z_t (to be detailed shortly) are infinite-dimensional random variables taking values in separable Hilbert spaces. We hereafter conveniently assume that all of y_t , x_t and z_t take values in \mathcal{H} , the Hilbert space of square-integrable functions defined on the unit interval $[0, 1]$, where the inner product $\langle \cdot, \cdot \rangle$ is defined by $\langle \zeta_1, \zeta_2 \rangle = \int_0^1 \zeta_1(s)\zeta_2(s)ds$, for $\zeta_1, \zeta_2 \in \mathcal{H}$ and $\|\cdot\| = \langle \cdot, \cdot \rangle^{1/2}$ defines the norm of \mathcal{H} . This setup in fact encompasses a more general scenario where y_t , x_t and z_t take values in different separable Hilbert spaces of infinite dimension, say \mathcal{H}_y , \mathcal{H}_x , and \mathcal{H}_z . This is because that these spaces are all isomorphic to \mathcal{H} (see e.g., Corollary 5.5 in [Conway, 1994](#)), and thus there is no loss of generality by assuming that $\mathcal{H}_y = \mathcal{H}_x = \mathcal{H}_z = \mathcal{H}$. We further assume for convenience that y_t , x_t and z_t have zero means, i.e., $\mathbb{E}[y_t] = \mathbb{E}[x_t] = \mathbb{E}[z_t] = 0$; this assumption naturally makes c_y in (2.1) be suppressed to zero. The extension to the case where the means are unknown and needed to be estimated is straightforward. After adopting all such simplifying assumptions, the functional endogenous linear model, which will subsequently be considered, is given as follows: for a linear operator $\mathcal{A} : \mathcal{H} \mapsto \mathcal{H}$,

$$y_t = \mathcal{A}x_t + u_t, \quad \text{where} \quad \mathbb{E}[x_t \otimes u_t] \neq 0 \quad \text{and} \quad \mathbb{E}[u_t] = 0. \quad (2.2)$$

As mentioned earlier, our approach to address the endogeneity of x_t relies on the use of a proper IV z_t . Later in Sections 3 and 4, we will consider a sequence of random functions z_t satisfying

$$\mathbb{E}[x_t \otimes z_t] \neq 0 \quad \text{and} \quad \mathbb{E}[u_t \otimes z_t] = 0. \quad (2.3)$$

The above conditions are naturally understood as the relevance and validity of the IV z_t , respectively, in our setting; however, those are very elementary requirements for z_t to be a proper IV, and far from sufficient for deriving our theoretical results to be given. We will further detail about the required conditions in Sections 3 and 4.

To facilitate the subsequent discussions, it may be helpful to briefly review some of the basic concepts in \mathcal{H} and introduce essential notation. We first let $\mathcal{L}_{\mathcal{H}}$ denote the space of bounded linear operators acting on \mathcal{H} , equipped with the operator norm $\|\mathcal{T}\|_{\text{op}} = \sup_{\|\zeta\| \leq 1} \|\mathcal{T}\zeta\|$. For any $\mathcal{T} \in \mathcal{L}_{\mathcal{H}}$, \mathcal{T}^* denotes the adjoint of \mathcal{T} , which is an element of $\mathcal{L}_{\mathcal{H}}$ and satisfies that $\langle \mathcal{T}\zeta_1, \zeta_2 \rangle = \langle \zeta_1, \mathcal{T}^*\zeta_2 \rangle$ for all $\zeta_1, \zeta_2 \in \mathcal{H}$. Moreover, we let $\text{ran } \mathcal{T}$ and $\ker \mathcal{T}$ denote the range and kernel of \mathcal{T} , respectively. \mathcal{T} is said to be nonnegative if $\langle \mathcal{T}\zeta, \zeta \rangle \geq 0$ for all $\zeta \in \mathcal{H}$, and positive if the inequality is strict. An element $\mathcal{T} \in \mathcal{L}_{\mathcal{H}}$ is called compact if there exists two orthonormal bases $\{\zeta_{1j}\}_{j \geq 1}$ and $\{\zeta_{2j}\}_{j \geq 1}$ of \mathcal{H} , and a sequence of real numbers $\{a_j\}_{j \geq 1}$ tending to zero, such that $\mathcal{T} = \sum_{j=1}^{\infty} a_j \zeta_{1j} \otimes \zeta_{2j}$. In this expression, it may be assumed that $\zeta_{1j} = \zeta_{2j}$ and $a_1 \geq a_2 \geq \dots \geq 0$ if \mathcal{T} is self-adjoint, i.e., $\mathcal{T} = \mathcal{T}^*$, and nonnegative ([Bosq, 2000](#), p.35). In this case, a_j becomes an eigenvalue of \mathcal{T} and hence ζ_{1j} is the corresponding eigenfunction, and moreover, we may define $\mathcal{T}^{1/2}$ by replacing a_j with $\sqrt{a_j}$. It is well known that the covariance of a \mathcal{H} -valued random variable is self-adjoint, nonnegative and compact if exists. A linear operator \mathcal{T} is called a Hilbert-Schmidt operator if its Hilbert-Schmidt

norm $\|\mathcal{T}\|_{\text{HS}} = (\sum_{j=1}^{\infty} \|\mathcal{T}\zeta_j\|^2)^{1/2}$ is finite, where $\{\zeta_j\}_{j \geq 1}$ is an arbitrary orthonormal basis of \mathcal{H} . It is well known that $\|\mathcal{T}\|_{\text{op}} \leq \|\mathcal{T}\|_{\text{HS}}$ holds and the collection of Hilbert-Schmidt operators consists of a strict subclass of $\mathcal{L}_{\mathcal{H}}$; see Section 1.5 of [Bosq \(2000\)](#).

3 Functional IV estimator

This section discusses estimation of the model (2.2) given observations $\{y_t, x_t, z_t\}_{t=1}^T$. We first propose the FIVE in detail and study its asymptotic properties.

3.1 The proposed estimator

For notational convenience, we use \mathcal{C}_{zz} , \mathcal{C}_{xz} , \mathcal{C}_{yz} and \mathcal{C}_{uz} to denote the following operators,

$$\mathcal{C}_{zz} = \mathbb{E}[z_t \otimes z_t], \quad \mathcal{C}_{xz} = \mathbb{E}[x_t \otimes z_t], \quad \mathcal{C}_{yz} = \mathbb{E}[y_t \otimes z_t], \quad \text{and} \quad \mathcal{C}_{uz} = \mathbb{E}[u_t \otimes z_t].$$

Similarly, let $\hat{\mathcal{C}}_{zz}$, $\hat{\mathcal{C}}_{xz}$, $\hat{\mathcal{C}}_{yz}$ and $\hat{\mathcal{C}}_{uz}$ denote their sample counterparts that are computed as follows,

$$\hat{\mathcal{C}}_{zz} = \frac{1}{T} \sum_{t=1}^T z_t \otimes z_t, \quad \hat{\mathcal{C}}_{xz} = \frac{1}{T} \sum_{t=1}^T x_t \otimes z_t, \quad \hat{\mathcal{C}}_{yz} = \frac{1}{T} \sum_{t=1}^T y_t \otimes z_t, \quad \text{and} \quad \hat{\mathcal{C}}_{uz} = \frac{1}{T} \sum_{t=1}^T u_t \otimes z_t.$$

We then find from (2.2) and (2.3) that $\mathcal{C}_{yz}^* = \mathcal{A}\mathcal{C}_{xz}^*$ and hence,

$$\mathcal{C}_{yz}^* \mathcal{C}_{xz} = \mathcal{A}\mathcal{C}_{xz}^* \mathcal{C}_{xz}. \quad (3.1)$$

As discussed in [Mas \(2007\)](#) and [Benatia et al. \(2017\)](#), \mathcal{A} is a uniquely identified bounded linear operator if and only if $\ker \mathcal{C}_{xz} = \{0\}$. This condition will be maintained throughout the rest of the paper, and we note that all the eigenvalues of $\mathcal{C}_{xz}^* \mathcal{C}_{xz}$ are positive under the condition ([Mas, 2007](#), Remark 2.1). In the sequel, we thus may let $\{\lambda_j^2\}_{j \geq 1}$ denote the collection of the eigenvalues sorted in descending order and represent $\mathcal{C}_{xz}^* \mathcal{C}_{xz}$ as its spectral decomposition given by

$$\mathcal{C}_{xz}^* \mathcal{C}_{xz} = \sum_{j=1}^{\infty} \lambda_j^2 f_j \otimes f_j,$$

where f_j is the eigenfunction corresponding to λ_j^2 . Given (3.1), it may be natural to consider an estimator $\bar{\mathcal{A}}$ that satisfies the equation $\hat{\mathcal{C}}_{yz}^* \hat{\mathcal{C}}_{xz} = \bar{\mathcal{A}} \hat{\mathcal{C}}_{xz}^* \hat{\mathcal{C}}_{xz}$, obtained by replacing \mathcal{C}_{yz} and \mathcal{C}_{xz} with their sample counterparts. However, it is generally impossible to directly compute the estimator $\bar{\mathcal{A}}$ from this equation since $\hat{\mathcal{C}}_{xz}^* \hat{\mathcal{C}}_{xz}$ is not invertible over the entire Hilbert space \mathcal{H} . We circumvent this issue by employing a regularized inverse of $\hat{\mathcal{C}}_{xz}^* \hat{\mathcal{C}}_{xz}$ which may be understood as the well defined inverse on a strict subspace of \mathcal{H} ; this approach has been widely adopted in the literature on functional linear models, see e.g., [Bosq \(2000\)](#), [Mas \(2007\)](#), and [Park and Qian \(2012\)](#) to name a few.

To this end, we first note that $\hat{\mathcal{C}}_{xz}^* \hat{\mathcal{C}}_{xz}$ is nonnegative, self-adjoint and compact and hence allows the spectral decomposition:

$$\hat{\mathcal{C}}_{xz}^* \hat{\mathcal{C}}_{xz} = \sum_{j=1}^{\infty} \hat{\lambda}_j^2 \hat{f}_j \otimes \hat{f}_j,$$

where $\{\hat{\lambda}_j^2, \hat{f}_j\}_{j \geq 1}$ is the pairs of eigenvalues and eigenfunctions, and $\hat{\lambda}_1^2 \geq \dots \geq \hat{\lambda}_T^2 \geq 0 = \hat{\lambda}_{T+1}^2 = \dots$. We then define K as the random integer determined by the threshold parameter $\alpha > 0$ such that

$$K = \#\{j : \hat{\lambda}_j^2 > \alpha\}. \quad (3.2)$$

Using the first K eigenfunctions of $\hat{\mathcal{C}}_{xz}^* \hat{\mathcal{C}}_{xz}$, its regularized inverse, denoted $(\hat{\mathcal{C}}_{xz}^* \hat{\mathcal{C}}_{xz})_K^{-1}$, and the FIVE, denoted $\hat{\mathcal{A}}$, are defined as follows:

$$\hat{\mathcal{A}} = \hat{\mathcal{C}}_{yz}^* \hat{\mathcal{C}}_{xz} (\hat{\mathcal{C}}_{xz}^* \hat{\mathcal{C}}_{xz})_K^{-1}, \quad \text{where} \quad (\hat{\mathcal{C}}_{xz}^* \hat{\mathcal{C}}_{xz})_K^{-1} = \sum_{j=1}^K \hat{\lambda}_j^{-2} \hat{f}_j \otimes \hat{f}_j. \quad (3.3)$$

The largest eigenvalue of the regularized inverse $(\hat{\mathcal{C}}_{xz}^* \hat{\mathcal{C}}_{xz})_K^{-1}$ is bounded above by α^{-1} and thus the regularized inverse is a well defined bounded linear operator for every $\alpha > 0$. It is worth mentioning that the FIVE becomes equivalent to the estimator proposed by [Park and Qian \(2012\)](#) in the case where $z_t = x_t$ and K is deterministically chosen by researchers (see [Remark 1](#) below), so our estimator may be understood as an extension of their estimator. We also note that the FIVE $\hat{\mathcal{A}}$ may be viewed as a sample-analogue of \mathcal{A} satisfying [\(3.1\)](#) in the sense that $\hat{\mathcal{A}}$ is the solution to $\hat{\mathcal{C}}_{yz}^* \hat{\mathcal{C}}_{xz} = \hat{\mathcal{A}} \hat{\mathcal{C}}_{xz}^* \hat{\mathcal{C}}_{xz}$ on the restricted domain given by $\hat{\mathcal{H}}_K = \text{span}\{\hat{f}_j\}_{j=1}^K$.

Remark 1. The regularized inverse $(\hat{\mathcal{C}}_{xz}^* \hat{\mathcal{C}}_{xz})_K^{-1}$ is obtained by restricting the domain and codomain of $\hat{\mathcal{C}}_{xz}^* \hat{\mathcal{C}}_{xz}$ to the space spanned by its first K eigenfunctions. Such a regularized inverse operator has been considered in the literature; see e.g., [Bosq \(2000\)](#), [Mas \(2007\)](#), and [Park and Qian \(2012\)](#). It should be noted that K in this paper is by construction a random variable associated with the choice of α , while it is directly chosen by practitioners and hence regarded as deterministic in the foregoing articles. However, even in the latter situation, K is quite often chosen considering the eigenvalues of $\hat{\mathcal{C}}_{xz}^* \hat{\mathcal{C}}_{xz}$, mostly as in [\(3.2\)](#). In this regard, viewing K as a random variable seems to be more natural.

We will later consider a modification of the FIVE. The estimator is similarly constructed as $\hat{\mathcal{A}}$ and may be viewed as the FIVE obtained after standardizing z_t on a certain subspace of \mathcal{H} . The resulting estimator is given by

$$\tilde{\mathcal{A}} = \hat{\mathcal{C}}_{yz}^* \hat{\mathcal{C}}_{zz}^\dagger \hat{\mathcal{C}}_{xz} (\hat{\mathcal{C}}_{xz}^* \hat{\mathcal{C}}_{zz}^\dagger \hat{\mathcal{C}}_{xz})^\dagger, \quad (3.4)$$

where $\hat{\mathcal{C}}_{zz}^\dagger$ (resp. $(\hat{\mathcal{C}}_{xz}^* \hat{\mathcal{C}}_{zz}^\dagger \hat{\mathcal{C}}_{xz})^\dagger$) is a properly defined regularized inverse of $\hat{\mathcal{C}}_{zz}$ (resp. $\hat{\mathcal{C}}_{xz}^* \hat{\mathcal{C}}_{zz}^\dagger \hat{\mathcal{C}}_{xz}$). The estimator $\tilde{\mathcal{A}}$ is quite similar to the standard two-stage least square estimator, commonly abbreviated as 2SLS, in a Euclidean space setting, and hence we call $\tilde{\mathcal{A}}$ the functional 2SLS (F2SLS). As will be clarified, this estimator also reduces to the estimator proposed by [Park and Qian \(2012\)](#) if $z_t = x_t$ as in the case of the FIVE. The F2SLS is constructed using two regularized inverses at the same time, and this produces a nontrivial difference in our study of its asymptotic properties. We thus discuss the estimator separately in [Section 4](#) in spite of its similarity to the FIVE.

3.2 Asymptotic properties of the FIVE

As may be deduced from our construction of the FIVE, $\hat{\mathcal{A}} = 0$ is imposed outside a subspace of which dimension increases as α gets smaller. Thus, for $\hat{\mathcal{A}}$ to be a nice estimator of \mathcal{A} defined on the

entire space \mathcal{H} , the threshold parameter α given in (3.2) needs to shrink to zero. Taking this into consideration, we investigate the asymptotic properties of the FIVE when $T \rightarrow \infty$ and $\alpha \rightarrow 0$ jointly.

Throughout this section, the following assumptions are employed: below, \mathfrak{F}_t denotes the filtration given by $\mathfrak{F}_t = \sigma(\{z_s\}_{s \leq t+1}, \{u_s\}_{s \leq t})$, and $\hat{\mathcal{C}}_{uu} = T^{-1} \sum_{t=1}^T u_t \otimes u_t$.

Assumption 1. (a) (2.2) holds, (b) $\{x_t, z_t\}_{t \geq 1}$ is stationary and geometrically strongly mixing in $\mathcal{H} \times \mathcal{H}$, $\mathbb{E}[\|x_t\|^2] < \infty$, and $\mathbb{E}[\|z_t\|^2] < \infty$, (c) $\mathbb{E}[u_t | \mathfrak{F}_{t-1}] = 0$, (d) $\mathbb{E}[u_t \otimes u_t | \mathfrak{F}_{t-1}] = \mathcal{C}_{uu}$, and $\sup_{1 \leq t \leq T} \mathbb{E}[\|u_t\|^{2+\delta} | \mathfrak{F}_{t-1}] < \infty$ for $\delta > 0$, (e) \mathcal{A} satisfying (3.1) is identified in $\mathcal{L}_{\mathcal{H}}$ and Hilbert-Schmidt, (f) $\lambda_1^2 > \lambda_2^2 > \dots > 0$, (g) $\|\hat{\mathcal{C}}_{xz} - \mathcal{C}_{xz}\|_{\text{op}}$, $\|\hat{\mathcal{C}}_{zz} - \mathcal{C}_{zz}\|_{\text{op}}$, and $\|\hat{\mathcal{C}}_{uz} - \mathcal{C}_{uz}\|_{\text{op}}$ are $O_p(T^{-1/2})$, (h) $\|\hat{\mathcal{C}}_{uu} - \mathcal{C}_{uu}\|_{\text{op}} = o_p(1)$.

By Assumption 1.(b), we allow $\{x_t, z_t\}_{t \geq 1}$ to be a weakly dependent sequence; this is because (i) we want to accommodate more empirical examples such as those given in Horváth and Kokoszka (2012, Chapters 13-16) by not restricting our attention to the iid case and (ii) the variables, which will be considered in our empirical application (Section 7), naturally exhibit time series dependence. Assumption 1.(c) states the exogeneity condition required for the IV z_t in this setting; see Example 3, where a possible example of such an IV is presented for the model given in Example 2, and also Remark 2. In Assumption 1.(d), we impose some requirements on the moments of u_t ; these conditions are introduced for mathematical convenience in our proofs of the main results, and they do not seem to be restrictive in practice. We here note that, if $\{z_t, u_t\}_{t \geq 1}$ is an iid sequence, as often assumed in the literature, Assumptions 1.(c) and 1.(d) reduce to the following:

$$\mathbb{E}[u_t | z_t] = 0, \quad \mathbb{E}[u_t \otimes u_t | z_t] = \mathcal{C}_{uu}, \quad \text{and} \quad \mathbb{E}[\|u_t\|^{2+\delta} | z_t] < \infty \text{ for some } \delta > 0.$$

The Hilbert-Schmidt condition of \mathcal{A} given in Assumption 1.(e) would become redundant if we considered a finite dimensional Hilbert space, but in our setting it imposes a nontrivial mathematical condition on \mathcal{A} . In addition, as discussed earlier in Remark 2.1 of Mas (2007), it should also be noted that, under Assumption 1.(e), $\mathcal{C}_{xz} \neq 0$ and, moreover, the eigenvalues of $\mathcal{C}_{xz}^* \mathcal{C}_{xz}$ are necessarily positive. We further assume that these eigenvalues are distinct in Assumption 1.(f). Assumptions 1.(e) and 1.(f) are employed for mathematical convenience and may not be restrictive in practice; in fact, similar assumptions have been employed in the literature on functional linear models, see e.g., Bosq (2000, Section 8.3) and Park and Qian (2012). Lastly, in Assumptions 1.(g) and 1.(h) high-level conditions on limiting behaviors of some sample operators are given, and these are also for mathematical convenience. We first note that $\{x_t \otimes z_t - \mathcal{C}_{xz}\}_{t \geq 1}$, $\{z_t \otimes z_t - \mathcal{C}_{zz}\}_{t \geq 1}$, and $\{u_t \otimes z_t - \mathcal{C}_{uz}\}_{t \geq 1}$ are sequences in the Hilbert space of Hilbert-Schmidt operators, denoted by $\mathcal{S}_{\mathcal{H}}$ (see Appendix C). If those sequences are iid (resp. geometrically strongly mixing), then Assumption 1.(g) holds once $\mathbb{E}[(\|x_t\| \|z_t\|)^v]$, $\mathbb{E}[\|z_t\|^{2v}]$, and $\mathbb{E}[(\|u_t\| \|z_t\|)^v]$ are finite for some $v \geq 2$ (resp. $v \geq 2 + \delta$ for some $\delta > 0$) (Bosq, 2000, Theorems 2.7 and 2.17); such primitive sufficient conditions can also be found for martingale differences (Bosq, 2000, Theorem 2.16) and weakly stationary sequences (Bosq, 2000, Theorems 2.18). We also observe that $\{u_t \otimes u_t - \mathcal{C}_{uu}\}_{t \geq 1}$ is a martingale difference sequence in $\mathcal{S}_{\mathcal{H}}$, and some primitive sufficient conditions for Assumption 1.(h)

can be found in e.g., Theorems 2.11 and 2.14 of [Bosq \(2000\)](#).

Example 3. Consider Example 2 in Section 2.1. In most empirical applications, the measurement error e_t is induced from smoothing discrete realizations $\{y_t^\circ(s_1), \dots, y_t^\circ(s_{n_t})\}$ in order to obtain y_t , and thus it may not be restrictive to assume that the sequence $\{e_t\}_{t \geq 1}$ satisfies that $\mathbb{E}[e_t \otimes e_{t-\ell}] = 0$ unless $\ell = 0$ and $\mathbb{E}[e_t \otimes y_{t-\ell-1}] = \mathbb{E}[e_t \otimes \varepsilon_{t-\ell}] = 0$ for every $\ell \geq 0$. In this case, $y_{t-\ell}$ for $\ell > 1$ satisfies the exogeneity condition given by Assumption 1.(c). For example, y_{t-2} satisfies that

$$\mathbb{E}[y_{t-2} \otimes y_t] = \mathcal{A}\mathbb{E}[y_{t-2} \otimes y_{t-1}] + \mathbb{E}[y_{t-2} \otimes u_t] = \mathcal{A}\mathbb{E}[y_{t-2} \otimes y_{t-1}]. \quad (3.5)$$

The above equation reveals a theoretical connection between our approach and the modified Yule-Walker method, which was introduced to deal with uncorrelated measurement errors in AR models. In a univariate AR(1) case, the modified Yule-Walker estimator can be obtained by replacing the population moments in (3.5) by their sample counterparts; see [Walker \(1960\)](#) and [Staudenmayer and Buonaccorsi \(2005, Section 4.4\)](#).

Remark 2. As may be expected from Example 3, if $\{y_t, x_t\}_{t \geq 1}$ is a time series satisfying (2.2), the lagged explanatory variables $\{x_{t-\ell}\}_{t \geq 1}$ for $\ell = 1, \dots, L$ may be suitable candidates for z_t . [Chen et al. \(2020\)](#) noted this and proposed $\sum_{\ell=1}^L x_{t-\ell}$ as the IV to obtain a consistent estimator of the regression operator \mathcal{A} . In this regard, our model is related to that of [Chen et al. \(2020\)](#), but the theory and methodology that are subsequently pursued in this paper move in an apparently different direction.

We now provide the asymptotic properties of the estimator $\hat{\mathcal{A}}$ when α^{-1} and T grow jointly without bound. Our first result establishes the weak consistency of the estimator: in the theorem below, we let $\tau_j = 2\sqrt{2} \max\{(\lambda_{j-1}^2 - \lambda_j^2)^{-1}, (\lambda_j^2 - \lambda_{j+1}^2)^{-1}\}$.

Theorem 1. *Suppose that Assumption 1 is satisfied, $\sum_{j=1}^K \tau_j = o_p(T^{1/2})$, and $\alpha T \rightarrow \infty$. Then $\|\hat{\mathcal{A}} - \mathcal{A}\|_{\text{op}} \xrightarrow{P} 0$.*

The following is an immediate consequence of the weak consistency of $\hat{\mathcal{A}}$ and Assumption 1.(h).

Corollary 1. *Suppose that the assumptions in Theorem 1 are satisfied, and let $\hat{u}_t = y_t - \hat{\mathcal{A}}x_t$. Then $\|T^{-1} \sum_{t=1}^T \hat{u}_t \otimes \hat{u}_t - \mathcal{C}_{uu}\|_{\text{op}} \xrightarrow{P} 0$.*

The condition imposed on $\sum_{j=1}^K \tau_j$ in Theorem 1 does not place any essential restrictions on the eigenvalues of $\mathcal{C}_{xz}^* \mathcal{C}_{xz}$ in our asymptotic theory. Given that $\sum_{j=1}^K \tau_j$ increases in K , the condition, together with the requirement that $\alpha T \rightarrow \infty$, merely tells us that α^{-1} needs to grow with a sufficiently slower rate than T for the weak consistency of the FIVE. In fact, under some additional conditions, the strong (almost sure) consistency of the estimator can be obtained; we need more mathematical preliminaries to present this result, and thus postpone the discussion to Appendix C.1.

Remark 3. The FIVE is similarly constructed as the regularized IV estimator proposed by [Benatia et al. \(2017\)](#) for function-on-function endogenous linear regression models; in order to obtain an estimator from (3.1), the authors employ the ridge regularized inverse of $\hat{\mathcal{C}}_{xz}^* \hat{\mathcal{C}}_{xz}$, while we use the

regularized inverse that is obtained by restricting the domain of the operator to $\hat{\mathcal{H}}_K$, the subspace spanned by the first K eigenfunctions of $\hat{\mathcal{C}}_{xz}^* \hat{\mathcal{C}}_{xz}$. They also provide conditions under which their estimator becomes consistent; see Proposition 7 of Benatia et al. (2017). In both approaches, some regularity assumptions, which are not generally required in a finite dimensional setting, are needed to show that the proposed estimators are consistent. Specifically, Benatia et al.'s (2017) approach restricts the range of \mathcal{A} to a certain subspace of \mathcal{H} , called the β -regularity space, and we need to restrict the increasing rate of α^{-1} or K depending on $\sum_{j=1}^K \tau_j$. These requirements should be understood as the cost of handling possibly infinite dimensional data in linear regression models.

To investigate the limiting behavior of the FIVE in detail, we consider the following decomposition of $\hat{\mathcal{A}} - \mathcal{A}$:

$$\hat{\mathcal{A}} - \mathcal{A} = (\hat{\mathcal{A}} - \mathcal{A}\hat{\Pi}_K) - \mathcal{A}(\mathcal{I} - \hat{\Pi}_K), \quad (3.6)$$

where $\hat{\Pi}_K$ denotes the orthogonal projection defined by $\hat{\Pi}_K = \sum_{j=1}^K \hat{f}_j \otimes \hat{f}_j$ and \mathcal{I} is the identity operator satisfying $\mathcal{I}\zeta = \zeta$ for any $\zeta \in \mathcal{H}$. Given that the FIVE is computed on the restricted domain $\text{ran } \hat{\Pi}_K$ (note that $\hat{\mathcal{A}} = 0$ on $\text{ran}(\mathcal{I} - \hat{\Pi}_K)$ by construction) the first term of (3.6) may be understood as the deviation of $\hat{\mathcal{A}}$ from \mathcal{A} on $\text{ran } \hat{\Pi}_K$, and thus we hereafter call this term the deviation component on the restricted domain (the DR component). On the other hand, the second term $\mathcal{A}(\mathcal{I} - \hat{\Pi}_K)$ may be understood as the bias induced by the fact that $\hat{\mathcal{A}}$ is enforced to zero on the $\text{ran}(\mathcal{I} - \hat{\Pi}_K)$. We thus call this term the regularization bias component (the RB component). Both components are in fact negligible in the limit; in our proof of Theorem 1, the weak consistency of the FIVE is established by showing that each of the operator norms of the DR and RB components converges in probability to zero. Under stronger assumptions than what we require for the weak consistency of $\hat{\mathcal{A}}$, we can further find that (i) the decaying rate of $\hat{\mathcal{A}} - \mathcal{A}$ is not uniform over the entire Hilbert space \mathcal{H} , and (ii) the choice of α can affect the decaying rates of the DR and RB components in the opposite directions. These results are given as consequences of the following asymptotic normality result of the DR component; in the theorem below, $(\mathcal{C}_{xz}^* \mathcal{C}_{xz})_K^{-1}$ denotes the operator given by $\sum_{j=1}^K \lambda_j^{-1} f_j \otimes f_j$.

Theorem 2. Suppose that Assumption 1 is satisfied, $\alpha^{-1/2} \sum_{j=1}^K \tau_j = o_p(T^{1/2})$, and $\alpha T \rightarrow \infty$. Then the following hold for any $\zeta \in \mathcal{H}$.

- (i) $\sqrt{T/\theta_K(\zeta)}(\hat{\mathcal{A}} - \mathcal{A}\hat{\Pi}_K)\zeta \xrightarrow{d} N(0, \mathcal{C}_{uu})$, where $\theta_K(\zeta) = \langle \zeta, (\mathcal{C}_{xz}^* \mathcal{C}_{xz})_K^{-1} \mathcal{C}_{xz}^* \mathcal{C}_{zz} \mathcal{C}_{xz} (\mathcal{C}_{xz}^* \mathcal{C}_{xz})_K^{-1} \zeta \rangle$.
- (ii) If $\hat{\theta}_K(\zeta) := \langle \zeta, (\hat{\mathcal{C}}_{xz}^* \hat{\mathcal{C}}_{xz})_K^{-1} \hat{\mathcal{C}}_{xz}^* \hat{\mathcal{C}}_{zz} \hat{\mathcal{C}}_{xz} (\hat{\mathcal{C}}_{xz}^* \hat{\mathcal{C}}_{xz})_K^{-1} \zeta \rangle$, then $|\hat{\theta}_K(\zeta) - \theta_K(\zeta)| \xrightarrow{p} 0$.

Depending on the choice of ζ , $\theta_K(\zeta)$ may be convergent or divergent in probability (see Remark 4 below). Therefore, from Theorem 2.(i), it is clear that the convergence rate of the DR component $(\hat{\mathcal{A}} - \mathcal{A}\hat{\Pi}_K)\zeta$ depends on ζ . This finding is not completely new; similar results were formerly observed by Mas (2007) and Hu and Park (2016) in the context of functional AR(1) models. If $\theta_K(\zeta)$ is convergent in probability, then $(\hat{\mathcal{A}} - \mathcal{A}\hat{\Pi}_K)\zeta$ converges at \sqrt{T} -rate, otherwise it converges at a slower rate given by $\sqrt{T/\theta_K(\zeta)}$ which is random (note that K is random in our setting). As noted by Mas (2007), this discrepancy in convergence rates implies that (i) there exists no sequence

of normalizing constants c_T such that $c_T(\hat{\mathcal{A}} - \mathcal{A}\hat{\Pi}_K)\zeta$ weakly converges to a well defined limiting distribution uniformly in $\zeta \in \mathcal{H}$, and thus it is impossible that $\hat{\mathcal{A}} - \mathcal{A}\hat{\Pi}_K$ weakly converges to a well defined bounded linear operator in the topology of $\mathcal{L}_{\mathcal{H}}$, and (ii) the same statement holds if we replace $(\hat{\mathcal{A}} - \mathcal{A}\hat{\Pi}_K)\zeta$ with $(\hat{\mathcal{A}} - \mathcal{A})\zeta$. Moreover, Theorem 2 clearly shows that the regularization parameter α induces a trade-off between the decaying rates of the DR and RB components if $\theta_K(\zeta)$ is not convergent as K tends to infinity. If K relative to T increases by a smaller choice of α , obviously, the operator norm of the RB component tends to be attenuated at a faster rate. On the other hand, this change, at the same time, makes the DR component decay at a slower rate, which follows from that $\theta_K(\zeta)$ monotonically increases in K .

Remark 4. As a simple way to see if $\theta_K(\zeta)$ can be either convergent or divergent depending on the choice of ζ , it is useful to assume that $x_t = z_t + v_t$, where $\{v_t\}_{t \geq 1}$ satisfies that $\mathbb{E}[z_t \otimes v_t] = 0$. For $j \geq 1$, let $\{\mu_j, g_j\}$ be the pair of the eigenvalue and the associated eigenfunction of \mathcal{C}_{zz} . Then it can be shown that $\text{plim}_{T \rightarrow \infty} \theta_K(\zeta)$ is simply given by $\sum_{j=1}^{\infty} \mu_j^{-1} \langle g_j, \zeta \rangle^2$, and this quantity is bounded only when ζ belongs to a certain strict subspace of \mathcal{H} ; see Carrasco et al. (2007, Section 3.2).

In applications involving economic or statistical time series, practitioners are often interested in the marginal effect of some additive perturbation, say ζ , in x_t on y_t . In the considered linear model, this marginal effect is simply given by $\mathcal{A}\zeta$, which can be consistently estimated by $\hat{\mathcal{A}}\zeta$. An immediate consequence of the results given in Theorem 2 is that practitioners, who are willing to take risk of a small bias, may implement standard statistical inference, based on the asymptotic normality, on various characteristics of $\mathcal{A}\zeta$. We illustrate this by constructing a confidence interval for the random variable given by $\langle \mathcal{A}\zeta, \psi \rangle$ for some $\psi \in \mathcal{H}$. In fact, various characteristics of $\mathcal{A}\zeta$ may be written in this form; for example, if $\psi(s) = 1\{s_1 \leq s \leq s_2\}$ then $\langle \mathcal{A}\zeta, \psi \rangle = \int_{s_1}^{s_2} \mathcal{A}\zeta(s) ds$ means the locally (if $s_1 \neq 0$ or $s_2 \neq 1$) or globally (if $s_1 = 0$ and $s_2 = 1$) aggregated marginal effect of ζ on y_t . As in (3.6), $\langle (\hat{\mathcal{A}} - \mathcal{A})\zeta, \psi \rangle$ may be decomposed into the DR component $\langle (\hat{\mathcal{A}} - \mathcal{A}\hat{\Pi}_K)\zeta, \psi \rangle$ and the RB component $\langle \mathcal{A}(\mathcal{I} - \hat{\Pi}_K)\zeta, \psi \rangle$. We then consider the interval whose endpoints are given as follows,

$$\langle \hat{\mathcal{A}}\zeta, \psi \rangle \pm \Phi^{-1}(1 - \varpi/2) \sqrt{\hat{\theta}_K(\zeta) \langle \hat{\mathcal{C}}_{\hat{u}\hat{u}} \psi, \psi \rangle / T}, \quad (3.7)$$

where $\Phi^{-1}(\cdot)$ is the quantile function of the standard normal distribution and $\hat{\mathcal{C}}_{\hat{u}\hat{u}} = T^{-1} \sum_{t=1}^T \hat{u}_t \otimes \hat{u}_t$. Based on Theorem 2 and Corollary 1, the intervals that are repeatedly constructed as in (3.7) are expected to include $\langle \mathcal{A}\hat{\Pi}_K\zeta, \psi \rangle$ with $100(1 - \varpi)\%$ of probability for a large T . Of course, (3.7) is not quite satisfactory as a confidence interval for $\langle \mathcal{A}\zeta, \psi \rangle$, since $\mathcal{A}\hat{\Pi}_K\zeta \neq \mathcal{A}\zeta$ and thus it involves a random bias of which magnitude is given by $|\langle \mathcal{A}(\mathcal{I} - \hat{\Pi}_K)\zeta, \psi \rangle|$. However, (i) this bias comes from the noninvertibility of $\hat{\mathcal{C}}_{xz}^* \hat{\mathcal{C}}_{xz}$, which inevitably arises in our functional setting and (ii) its magnitude is expected to be small since it is, anyhow, asymptotically negligible. Thus, the bias may be understood as a cost to implement standard inference based on asymptotic normality in our setting. Moreover, (3.7) may be easily interpreted by practitioners since $\hat{\Pi}_K\zeta$ is the orthogonal projection of the new perturbation ζ onto the subspace on which the sample cross-covariance of x_t and z_t is the most explained (in a certain sense, see Remark 5) among all the subspaces of the

dimension K . Since any analysis involving a small bias may be better than no analysis, we expect that the interval given by (3.7) can be useful for practitioners according to situations.

Remark 5. Given the fact that $\|\hat{\mathcal{C}}_{xz}\|_{\text{HS}}^2 = \sum_{j=1}^{\infty} \hat{\lambda}_j^2 = \sum_{j=1}^{\infty} \|\hat{\mathcal{C}}_{xz}\zeta_j\|^2$ holds for any arbitrary orthonormal basis $\{\zeta_j\}_{j \geq 1}$ of \mathcal{H} , we may define the proportion of the sample cross-covariance operator explained by any arbitrary orthonormal set $\{\zeta_j\}_{j=1}^K$ as

$$\sum_{j=1}^K \|\hat{\mathcal{C}}_{xz}\zeta_j\|^2 / \sum_{j=1}^{\infty} \hat{\lambda}_j^2 = \sum_{k=1}^K \sum_{j=1}^{\infty} \hat{\lambda}_j^2 \langle \hat{f}_j, \zeta_k \rangle^2 / \sum_{j=1}^{\infty} \hat{\lambda}_j^2.$$

Provided that $\{\hat{\lambda}_j^2, \hat{f}_j\}_{j \geq 1}$ is the sequence of the eigenelements of $\hat{\mathcal{C}}_{xz}^* \hat{\mathcal{C}}_{xz}$, it is deduced from the results given in Horváth and Kokoszka (2012, Theorem 3.2 and Section 3.2) that the above quantity is bounded above by $\sum_{j=1}^K \hat{\lambda}_j^2 / \sum_{j=1}^{\infty} \hat{\lambda}_j^2$, and this upper bound is attained if and only if $\zeta_j = \pm \hat{f}_j$ for $j = 1, \dots, K$. This shows that, among all the subspaces of dimension K , $\text{ran } \hat{\Pi}_K$ is the unique one that explains the most proportion of the squared Hilbert-Schmidt norm of $\hat{\mathcal{C}}_{xz}$.

3.3 Explicit computation of the estimator

We here briefly describe how to compute $\hat{\mathcal{A}}$ from observations $\{y_t, x_t, z_t\}_{t=1}^T$. Specifically, for each T , $\hat{\mathcal{A}}$ is a finite rank operator, so it allows the following representation (Gohberg et al., 2013, Chapter 8):

$$\hat{\mathcal{A}}\zeta(s_1) = \int_0^1 \hat{\kappa}(s_1, s_2) \zeta(s_2) ds_2. \quad (3.8)$$

Therefore, computation of $\hat{\mathcal{A}}$ reduces to obtain an explicit formula for the integral kernel $\hat{\kappa}(s_1, s_2)$ for $s_1, s_2 \in [0, 1]$. We here present a way to compute this integral kernel from the eigenelements of $\hat{\mathcal{C}}_{xz}^* \hat{\mathcal{C}}_{xz}$ and $\hat{\mathcal{C}}_{xz} \hat{\mathcal{C}}_{xz}^*$, which can be obtained by the standard functional principal component method; see e.g., Ramsay and Silverman (2005, Chapter 8) and Horváth and Kokoszka (2012, Chapter 3).

Let $\{\hat{\xi}_j\}_{j \geq 1}$ be the collection of the eigenfunctions of $\hat{\mathcal{C}}_{xz} \hat{\mathcal{C}}_{xz}^*$, and then note that $\hat{\mathcal{C}}_{xz} \hat{f}_j = \hat{\lambda}_j \hat{\xi}_j$ and $\hat{\mathcal{C}}_{xz}^* \hat{\xi}_j = \hat{\lambda}_j \hat{f}_j$, where $\hat{\lambda}_j = \langle \hat{\mathcal{C}}_{xz} \hat{f}_j, \hat{\xi}_j \rangle$ (Bosq, 2000, Section 4.3). Then, $\hat{\mathcal{A}}$ is given by

$$\hat{\mathcal{A}} = \hat{\mathcal{C}}_{yz}^* \hat{\mathcal{C}}_{xz} (\hat{\mathcal{C}}_{xz}^* \hat{\mathcal{C}}_{xz})_K^{-1} = \frac{1}{T} \sum_{t=1}^T \sum_{j=1}^K \hat{\lambda}_j^{-1} \langle \hat{\xi}_j, z_t \rangle \hat{f}_j \otimes y_t. \quad (3.9)$$

It is quite obvious from (3.9) that the integral kernel $\hat{\kappa}(s_1, s_2)$ for $s_1, s_2 \in [0, 1]$ is given by $T^{-1} \sum_{t=1}^T \sum_{j=1}^K \hat{\lambda}_j^{-1} \langle \hat{\xi}_j, z_t \rangle \hat{f}_j(s_1) y_t(s_2)$, and this can be equivalently expressed as follows,

$$\hat{\kappa}(s_1, s_2) = T^{-1} \hat{F}_K(s_1)' \text{diag}(\hat{\lambda}_j^{-1}) \hat{G}_K Y_T(s_2), \quad (3.10)$$

where $Y_T(s) = (y_1(s), \dots, y_T(s))'$, $\hat{F}_K(s) = (\hat{f}_1(s), \dots, \hat{f}_K(s))'$ for $s \in [0, 1]$, and \hat{G}_K is the $K \times T$ matrix whose (i, t) -th element is given by $\langle \hat{\xi}_i, z_t \rangle$. Thus, for each choice of s_1 and s_2 , $\hat{\kappa}(s_1, s_2)$ can be obtained by simple matrix multiplications.

Using (3.8), $\hat{\mathcal{A}}\zeta$ can also be computed for any arbitrary random or nonrandom element $\zeta \in \mathcal{H}$ (for example, ζ can be x_t or any fixed element in \mathcal{H}). In view of (3.9) and (3.10), for each $s \in [0, 1]$, $\hat{\mathcal{A}}\zeta$ is

computed as follows: $\hat{\mathcal{A}}\zeta(s) = T^{-1}\hat{F}_K(\zeta)' \text{diag}(\hat{\lambda}_j^{-1})\hat{G}_K Y_T(s)$, where $\hat{F}_K(\zeta)' = (\langle \hat{f}_1, \zeta \rangle, \dots, \langle \hat{f}_K, \zeta \rangle)'$.

3.4 A scale-invariant selection of tuning parameters

Computing the FIVE requires choosing α defined in (3.2). The eigenvalue $\hat{\lambda}_j^2$ of $\hat{\mathcal{C}}_{xz}^* \hat{\mathcal{C}}_{xz}$ depends on the scales of x_t and z_t , and this needs to be considered in choosing α . In practice, it thus may be of interest to have a scale-invariant choice of α . This can be done by computing the contribution of each of the eigenvalues to a magnitude of the operator $\hat{\mathcal{C}}_{xz}$ and then viewing α as the threshold parameter for such computed contributions. We illustrate an easy-to-implement way here. Define

$$\hat{r}_k = \hat{\lambda}_k^2 / \sum_{j=1}^{\infty} \hat{\lambda}_j^2. \quad (3.11)$$

Since $\|\hat{\mathcal{C}}_{xz}\|_{\text{HS}}^2 = \sum_{j=1}^{\infty} \hat{\lambda}_j^2$, the ratio given in (3.11) computes the contribution of the k -th eigenvalue to the squared Hilbert-Schmidt norm of $\hat{\mathcal{C}}_{xz}$. Of course, the above quantity does not depend on the scales of x_t and z_t , and hence, a scale-invariant version of (3.2) may be written as

$$K = \#\{j : \hat{r}_j > \alpha_T\}, \quad (3.12)$$

where $\alpha_T \in (0, 1)$ depends only on T , and shrinks to zero as T increases.

An alternative way is to directly choose K , instead of α , as the minimal number of the eigenvalues whose sum exceeds a pre-specified proportion of $\|\hat{\mathcal{C}}_{xz}\|_{\text{HS}}^2$. To be more specific, let

$$\hat{R}_k = \sum_{j=1}^k \hat{\lambda}_j^2 / \sum_{j=1}^{\infty} \hat{\lambda}_j^2 \quad \text{and} \quad K = \min_k \{k : \hat{R}_k > (1 - \alpha_T)\}, \quad (3.13)$$

where $\alpha_T \in (0, 1)$ is similarly defined. This choice is obviously scale-invariant as well.

It is also possible to pursue a data-driven selection of α_T in (3.12) and (3.13), such as a cross-validation approach, proposed by Benatia et al. (2017) developed in an iid setting. Such a procedure may be adapted for dependent non iid data, but this will not be further pursued here.

4 Functional two-stage least square estimator

4.1 The proposed estimator

This section provides details on the F2SLSE, which was sloppily introduced as a modification of the FIVE in (3.4). As can be seen from its definition, the estimator involves two regularized inverses acting on \mathcal{H} , and this makes the related asymptotic theory more complicated than that of the FIVE.

We start by discussing how the F2SLSE is constructed. Note that, since \mathcal{C}_{zz} (resp. $\hat{\mathcal{C}}_{zz}$) is nonnegative, self-adjoint and compact, it has the spectral representation with respect to the pairs of eigenvalues and eigenfunctions denoted by $\{\mu_j, g_j\}_{j \geq 1}$ (resp. $\{\hat{\mu}_j, \hat{g}_j\}_{j \geq 1}$), i.e.,

$$\mathcal{C}_{zz} = \sum_{j=1}^{\infty} \mu_j g_j \otimes g_j \quad \text{and} \quad \hat{\mathcal{C}}_{zz} = \sum_{j=1}^{\infty} \hat{\mu}_j \hat{g}_j \otimes \hat{g}_j,$$

where $\mu_1 \geq \mu_2 \geq \dots \geq 0$ and $\hat{\mu}_1 \geq \dots \geq \hat{\mu}_T \geq 0 = \hat{\mu}_{T+1} = \dots$. If \mathcal{C}_{zz}^{-1} were well defined, then we know from (2.2) and (2.3) that the following would hold:

$$\mathcal{C}_{yz}^* \mathcal{C}_{zz}^{-1} \mathcal{C}_{xz} = \mathcal{A} \mathcal{C}_{xz}^* \mathcal{C}_{zz}^{-1} \mathcal{C}_{xz}, \quad (4.1)$$

which is similar to the population moment condition of the standard 2SLSE. However, in our infinite dimensional setting, the inverse of \mathcal{C}_{zz} is not well defined and thus one may question if the F2SLSE can be constructed from (4.1) like the FIVE constructed from the equation resembling the population relationship (3.1). The answer turns out to be yes, which will be hereafter explained. We first need to take note of the following lemma saying that each of $\mathcal{C}_{yz}^* \mathcal{C}_{zz}^{-1} \mathcal{C}_{xz}$ and $\mathcal{C}_{xz}^* \mathcal{C}_{zz}^{-1} \mathcal{C}_{xz}$ can be understood as a uniquely defined bounded linear operator even if \mathcal{C}_{zz}^{-1} is not well defined; in the lemma below, for a nonnegative, self-adjoint and compact operator \mathcal{T} , we let $\mathcal{T}^{1/2}$ denote its square root (see Section 2.2).

Lemma 1. *There exist unique bounded linear operators \mathcal{R}_{xz} and \mathcal{R}_{yz}^* satisfying the following:*

$$\begin{aligned} \mathcal{C}_{zz}^{1/2} \mathcal{R}_{xz} \mathcal{C}_{xx}^{1/2} &= \mathcal{C}_{xz}, & \mathcal{R}_{xz} [\text{ran } \mathcal{C}_{xx}^{1/2}]^\perp &= \{0\}, & \mathcal{R}_{xz}^* [\text{ran } \mathcal{C}_{zz}^{1/2}]^\perp &= \{0\}, \\ \mathcal{C}_{yy}^{1/2} \mathcal{R}_{yz}^* \mathcal{C}_{zz}^{1/2} &= \mathcal{C}_{yz}^*, & \mathcal{R}_{yz}^* [\text{ran } \mathcal{C}_{zz}^{1/2}]^\perp &= \{0\}, & \mathcal{R}_{yz} [\text{ran } \mathcal{C}_{yy}^{1/2}]^\perp &= \{0\}, \end{aligned}$$

where V^\perp denotes the orthogonal complement of $V \subset \mathcal{H}$.

Lemma 1 directly follows from Theorem 1 of Baker (1973). From the properties of \mathcal{R}_{xz} (resp. \mathcal{R}_{yz}) given above, it can be understood as the cross-correlation operator of x_t and z_t (resp. y_t and z_t). Let $\mathcal{C}_{zz}^{-1/2}$ be defined by $\sum_{j=1}^\infty \mu_j^{-1/2} g_j \otimes g_j$, which is not a bounded linear operator since $\mu_j \rightarrow 0$ as $j \rightarrow \infty$. However, even with this property, we know as a direct consequence of Lemma 1 that $\mathcal{C}_{zz}^{-1/2} \mathcal{C}_{xz}$ and $\mathcal{C}_{yz}^* \mathcal{C}_{zz}^{-1/2}$ are well defined bounded linear operators and they are respectively given by

$$\mathcal{C}_{zz}^{-1/2} \mathcal{C}_{xz} = \mathcal{R}_{xz} \mathcal{C}_{xx}^{1/2} \quad \text{and} \quad \mathcal{C}_{yz}^* \mathcal{C}_{zz}^{-1/2} = \mathcal{C}_{yy}^{1/2} \mathcal{R}_{yz}^*.$$

We thus find that

$$\begin{aligned} \mathcal{C}_{yz}^* \mathcal{C}_{zz}^{-1} \mathcal{C}_{xz} &= \mathcal{C}_{yz}^* \mathcal{C}_{zz}^{-1/2} \mathcal{C}_{zz}^{1/2} \mathcal{C}_{xz} = \mathcal{C}_{yy}^{1/2} \mathcal{R}_{yz}^* \mathcal{R}_{yz} \mathcal{C}_{zz}^{1/2} =: \mathcal{P}, \\ \mathcal{C}_{xz}^* \mathcal{C}_{zz}^{-1} \mathcal{C}_{xz} &= \mathcal{C}_{xz}^* \mathcal{C}_{zz}^{-1/2} \mathcal{C}_{zz}^{1/2} \mathcal{C}_{xz} = \mathcal{C}_{xx}^{1/2} \mathcal{R}_{xz}^* \mathcal{R}_{xz} \mathcal{C}_{xx}^{1/2} =: \mathcal{Q}. \end{aligned}$$

As desired, \mathcal{P} and \mathcal{Q} are uniquely defined elements of $\mathcal{L}_{\mathcal{H}}$, and moreover, they are compact. Using the notation defined above, we may rewrite (4.1) as follows,

$$\mathcal{P} = \mathcal{A} \mathcal{Q}. \quad (4.2)$$

As discussed in Section 3, the operator \mathcal{A} is uniquely identified in $\mathcal{L}_{\mathcal{H}}$ if and only if $\mathcal{C}_{zz}^{-1/2} \mathcal{C}_{xz}$ (or equivalently $\mathcal{R}_{xz} \mathcal{C}_{xx}^{1/2}$) is injective; moreover, in this case, all the eigenvalues of \mathcal{Q} become positive (Mas, 2007, Remark 2.1).

As in Section 3.2, we define the F2SLSE by replacing \mathcal{P} and \mathcal{Q} given in (4.2) with their sample

counterparts. To this end, we first define the random integer given by

$$K_1 = \#\{j : \hat{\mu}_j^2 > \alpha_1\}, \quad (4.3)$$

and define the regularized inverse $(\hat{\mathcal{C}}_{zz})_{K_1}^{-1}$ of $\hat{\mathcal{C}}_{zz}$ using the first K_1 eigenfunctions. We then let

$$\hat{\mathcal{P}}_{K_1} = \hat{\mathcal{C}}_{yz}^* (\hat{\mathcal{C}}_{zz})_{K_1}^{-1} \hat{\mathcal{C}}_{xz} \quad \text{and} \quad \hat{\mathcal{Q}}_{K_1} = \hat{\mathcal{C}}_{xz}^* (\hat{\mathcal{C}}_{zz})_{K_1}^{-1} \hat{\mathcal{C}}_{xz}.$$

The operators $\hat{\mathcal{P}}_{K_1}$ and $\hat{\mathcal{Q}}_{K_1}$ may be viewed as the sample counterparts of \mathcal{P} and \mathcal{Q} , respectively. It may be natural to consider an estimator $\bar{\mathcal{A}}$ satisfying the equation $\hat{\mathcal{P}}_{K_1} = \bar{\mathcal{A}} \hat{\mathcal{Q}}_{K_1}$. However, it is generally impossible to directly compute $\bar{\mathcal{A}}$ from this equation since $\hat{\mathcal{Q}}_{K_1}$ is not invertible. We thus, as in Section 3, employ a regularized inverse of $\hat{\mathcal{Q}}_{K_1}$. In order to do this, we first note that \mathcal{Q} and $\hat{\mathcal{Q}}_{K_1}$ are nonnegative, self-adjoint and compact operators allowing the spectral representations with respect to the pairs of eigenvalues and eigenfunctions, denoted $\{\nu_j, h_j\}_{j \geq 1}$ and $\{\hat{\nu}_j, \hat{h}_j\}_{j \geq 1}$, respectively, i.e.,

$$\mathcal{Q} = \sum_{j=1}^{\infty} \nu_j h_j \otimes h_j \quad \text{and} \quad \hat{\mathcal{Q}}_{K_1} = \sum_{j=1}^{K_1} \hat{\nu}_j \hat{h}_j \otimes \hat{h}_j,$$

where $\nu_1 \geq \nu_2 \geq \dots \geq 0$ and $\hat{\nu}_1 \geq \dots \geq \hat{\nu}_{K_1} \geq 0$. We then define

$$K_2 = \#\{j : \hat{\nu}_j^2 > \alpha_2\}. \quad (4.4)$$

As in the case of the FIVE, we define the F2SLSE $\tilde{\mathcal{A}}$ as follows:

$$\tilde{\mathcal{A}} = \hat{\mathcal{P}}_{K_1} \hat{\mathcal{Q}}_{K_2}^{-1}, \quad \text{where} \quad \hat{\mathcal{Q}}_{K_2}^{-1} = \sum_{j=1}^{K_2} \hat{\nu}_j^{-1} \hat{h}_j \otimes \hat{h}_j.$$

Note that, by definition, $K_2 \leq K_1$. It is also obvious that the F2SLSE may be understood as the FIVE constructed from y_t , x_t and $(\hat{\mathcal{C}}_{zz})_{K_1}^{-1/2} z_t$, employing the regularization parameter α_2 ; that is, the F2SLSE is the FIVE constructed after standardizing z_t on the space spanned by the first K_1 eigenfunctions of $\hat{\mathcal{C}}_{zz}$. Lastly, it should also be noted that $\tilde{\mathcal{A}}$ may be viewed as a sample-analogue of \mathcal{A} satisfying (4.2) since $\tilde{\mathcal{A}}$ satisfies $\hat{\mathcal{P}}_{K_1} = \tilde{\mathcal{A}} \hat{\mathcal{Q}}_{K_1}$ on the restricted domain given by $\text{span}\{\hat{h}_j\}_{j=1}^{K_2}$.

4.2 Asymptotic properties of the F2SLSE

This section discusses the asymptotic properties of the F2SLSE. We keep the model given in Section 2.2, and further impose the following linear relationship between x_t and z_t : for $\mathcal{B} \in \mathcal{L}_{\mathcal{H}}$,

$$x_t = \mathcal{B} z_t + v_t, \quad \text{where} \quad \mathbb{E}[z_t \otimes v_t] = 0 \quad \text{and} \quad \mathbb{E}[v_t] = 0. \quad (4.5)$$

Equation (4.5) corresponds to the first stage of the standard linear simultaneous equation model. In this section, the following assumptions are employed to study the limiting behavior of the F2SLSE.

Assumption 2. (a) Assumptions 1.(a)-1.(d) and (4.5) hold, (b) \mathcal{A} satisfying (4.1) is identified in $\mathcal{L}_{\mathcal{H}}$ and Hilbert-Schmidt, (c) $\mu_1 > \mu_2 > \dots > 0$ and $\nu_1 > \nu_2 > \dots > 0$, (d) Assumptions 1.(g) and

1.(h) hold and, moreover, $\hat{\mathcal{C}}_{vz} = T^{-1} \sum_{t=1}^T v_t \otimes z_t$ satisfies that $\|\hat{\mathcal{C}}_{vz}\|_{\text{op}} = O_p(T^{-1/2})$.

Under Assumption 2.(a), our model can be seen as a linear simultaneous equation model involving function-valued random variables. In fact, our assumption on the first stage in (4.5) is only used to conveniently establish an asymptotic normality result of the F2SLSE (see Theorem 4). This assumption may not be restrictive from a pragmatic point of view, and furthermore, it helps to view our F2SLSE as a natural extension of the 2SLSE in a Euclidean space setting by revealing that the F2SLSE can be obtained by replacing the endogenous variable in the second stage with its predicted value obtained in the first stage; see Remark 6 for more details. In Assumption 2.(b), \mathcal{A} is assumed to be uniquely identified, and we know in this case that all the eigenvalues of \mathcal{Q} become positive. Assumption 2.(c) is introduced for mathematical convenience, and this makes two seemingly different identification requirements in Assumptions 1.(e) and 2.(b) become equivalent. Recall that \mathcal{A} satisfying (3.1) (resp. (4.2)) is identified if and only if \mathcal{C}_{xz} (resp. $\mathcal{C}_{zz}^{-1/2}\mathcal{C}_{xz}$) is injective. If Assumption 2.(c) is satisfied and hence \mathcal{C}_{zz} is injective, then $\ker \mathcal{C}_{xz}$ becomes identical to $\ker \mathcal{C}_{zz}^{-1/2}\mathcal{C}_{xz}$. Assumption 2.(d) states high-level conditions employed to shorten our proof of the main results; some primitive sufficient conditions can be found in Chapter 2 of Bosq (2000) as in Section 3.2.

Remark 6. Let $\hat{\mathcal{B}} = \hat{\mathcal{C}}_{xz}^*(\hat{\mathcal{C}}_{zz})_{K_1}^{-1}$ and define $w_t = \hat{\mathcal{B}}z_t$. The operator $\hat{\mathcal{B}}$ was considered as an estimator of \mathcal{B} in (4.5) by Park and Qian (2012). We then replace x_t in (2.2) with w_t and define $\hat{\mathcal{A}} = \hat{\mathcal{C}}_{yw}^*(\hat{\mathcal{C}}_{ww})_{K_2}^{-1}$, $\hat{\mathcal{C}}_{yw} = T^{-1} \sum_{t=1}^T y_t \otimes w_t$, and $\hat{\mathcal{C}}_{ww} = T^{-1} \sum_{t=1}^T w_t \otimes w_t$. It can be shown that $\hat{\mathcal{C}}_{yw}^*(\hat{\mathcal{C}}_{ww})_{K_1}^{-1} = \hat{\mathcal{P}}_{K_1}$ and $\hat{\mathcal{C}}_{ww} = \hat{\mathcal{Q}}_{K_1}$, and hence $(\hat{\mathcal{C}}_{ww})_{K_2}^{-1} = (\hat{\mathcal{Q}}_{K_2})^{-1}$. We therefore find that $\hat{\mathcal{A}} = \tilde{\mathcal{A}}$.

We now investigate the asymptotic properties of the F2SLSE under Assumption 2. In contrast with the case of the FIVE, there are two regularization parameters α_1 and α_2 . It turns out that the smaller one has a more important role in the limiting behavior of the estimator, we thus hereafter let

$$\alpha = \min\{\alpha_1, \alpha_2\}.$$

As in Section 3.2, we first establish the weak consistency of the estimator when α^{-1} and T jointly grow without bound: in the theorem below, we let $\tau_{1,j} = 2\sqrt{2} \max\{(\mu_{j-1} - \mu_j)^{-1}, (\mu_j - \mu_{j+1})^{-1}\}$ and $\tau_{2,j} = 2\sqrt{2} \max\{(\nu_{j-1} - \nu_j)^{-1}, (\nu_j - \nu_{j+1})^{-1}\}$.

Theorem 3. Suppose that Assumption 2 is satisfied, $(\sum_{j=1}^{K_1} \mu_j \tau_{1,j})(\sum_{j=1}^{K_2} \tau_{2,j}) = o_p(T^{1/2})$, and $\alpha T \rightarrow \infty$. Then $\|\tilde{\mathcal{A}} - \mathcal{A}\|_{\text{op}} \xrightarrow{p} 0$.

An immediate consequence of Theorem 3 is given as follows:

Corollary 2. Suppose that the assumptions in Theorem 2 are satisfied and let $\tilde{u}_t = y_t - \tilde{\mathcal{A}}x_t$. Then $\|T^{-1} \sum_{t=1}^T \tilde{u}_t \otimes \tilde{u}_t - \mathcal{C}_{uu}\|_{\text{op}} \xrightarrow{p} 0$.

Similarly to the case of the FIVE, the condition imposed on the quantity $(\sum_{j=1}^{K_1} \mu_j \tau_{1,j})(\sum_{j=1}^{K_2} \tau_{2,j})$ is understood not as a special restriction on the eigenvalues, but as a requirement on the growth rates of K_1 and K_2 in our asymptotic theory; specifically, the condition merely requires α to decrease slowly so that each of K_1 and K_2 tends to grow with a sufficiently slower rate than T . In

addition to the weak consistency in Theorem 3, the strong consistency of the F2SLSE can be established under some additional conditions. We, however, postpone the discussion to Appendix C.2 since more mathematical preliminaries are required to present the result and its proof.

To further investigate its limiting behavior, we consider the following decomposition of $\tilde{\mathcal{A}} - \mathcal{A}$:

$$\tilde{\mathcal{A}} - \mathcal{A} = (\tilde{\mathcal{A}} - \mathcal{A}\tilde{\Pi}_{K_2}) - \mathcal{A}(\mathcal{I} - \tilde{\Pi}_{K_2}). \quad (4.6)$$

where $\tilde{\Pi}_{K_2}$ is the orthogonal projection given by $\tilde{\Pi}_{K_2} = \sum_{j=1}^{K_2} \hat{h}_j \otimes \hat{h}_j$. Analogously to the discussion given in Section 3.2, we call the first (resp. second) term of (4.6) the DR (resp. RB) component and note that, as shown in our proof of Theorem 3, both of the DR and RB components are asymptotically negligible. Under stronger assumptions than what we require for the weak consistency of $\tilde{\mathcal{A}}$, we can further find that (i) the decaying rate of $\tilde{\mathcal{A}} - \mathcal{A}$ is not uniformly given over the entire \mathcal{H} , and (ii) the choice of α can affect the decaying rates of the DR and RB components. These are consequences of the following theorem, where we let $\mathcal{Q}_{K_2}^{-1}$ denote the operator given by $\sum_{j=1}^{K_2} \nu_j^{-1} h_j \otimes h_j$.

Theorem 4. *Suppose that the assumptions in Theorem 3 are satisfied, $\alpha^{-1/2} \sum_{j=1}^{K_1} \tau_{1,j} = o_p(T^{1/2})$, $\alpha^{-1/2} (\sum_{j=1}^{K_1} \mu_j \tau_{1,j}) (\sum_{j=1}^{K_2} \tau_{2,j}) = o_p(T^{1/2})$, and $\alpha T \rightarrow \infty$. Then the following hold for any $\zeta \in \mathcal{H}$.*

- (i) $\sqrt{T/\phi_{K_2}(\zeta)}(\tilde{\mathcal{A}} - \mathcal{A}\tilde{\Pi}_{K_2})\zeta \xrightarrow{d} N(0, \mathcal{C}_{uu})$, where $\phi_{K_2}(\zeta) = \langle \zeta, \mathcal{Q}_{K_2}^{-1}\zeta \rangle$.
- (ii) If $\hat{\phi}_{K_2}(\zeta) := \langle \zeta, \hat{\mathcal{Q}}_{K_2}^{-1}\zeta \rangle$, then $|\hat{\phi}_{K_2}(\zeta) - \phi_{K_2}(\zeta)| \xrightarrow{p} 0$.

As discussed earlier in Section 3.2 for the case of the FIVE, $\phi_{K_2}(\zeta)$ can be convergent or divergent depending on $\zeta \in \mathcal{H}$, and thus we find that the convergence rate of $(\tilde{\mathcal{A}} - \mathcal{A}\tilde{\Pi}_{K_2})\zeta$ depends on the choice of ζ . This result also implies that it is impossible that $\tilde{\mathcal{A}} - \mathcal{A}\tilde{\Pi}_{K_2}$ and $\tilde{\mathcal{A}} - \mathcal{A}$ weakly converge to well defined bounded linear operators in the topology of $\mathcal{L}_{\mathcal{H}}$. Moreover, it may obviously be deduced from Theorem 4 that the regularization parameters associated with the F2SLSE introduce a trade-off between the decaying rates of the DR and RB components as in the case of the FIVE.

For any element $\zeta \in \mathcal{H}$, we know from Theorems 2 and 4 that the DR components of the FIVE and F2SLSE respectively converge to the same limit with $\sqrt{T/\theta_K(\zeta)}$ -rate and $\sqrt{T/\phi_{K_2}(\zeta)}$ -rate, which are possibly random. Since $\theta_K(\zeta)$ (resp. $\phi_{K_2}(\zeta)$) increases possibly without bound as K (resp. K_2) tends to infinity, it may not be possible to obtain a meaningful inequality comparing the magnitudes of these random quantities for arbitrary choices of the regularization parameters, i.e., either one can be bigger than the other. However, it can be shown that $\phi_N(\zeta) \leq \theta_N(\zeta)$ holds for any positive integer N (see Remark 7). This implies that (i) in the case where $\theta_K(\zeta)$ and $\phi_{K_2}(\zeta)$ are divergent, the convergence rate of $\tilde{\mathcal{A}} - \mathcal{A}\tilde{\Pi}_K$ cannot be greater than that of $\tilde{\mathcal{A}} - \mathcal{A}\tilde{\Pi}_{K_2}$ on the condition that $K = K_2$ and (ii) in the case where $\theta_K(\zeta)$ and $\phi_{K_2}(\zeta)$ are convergent, $\text{plim}_{T \rightarrow \infty} \phi_{K_2}(\zeta) \leq \text{plim}_{T \rightarrow \infty} \theta_K(\zeta)$ holds and hence $\sqrt{T}(\hat{\mathcal{A}} - \mathcal{A}\hat{\Pi}_K)$ cannot have a smaller asymptotic variance than that of $\sqrt{T}(\tilde{\mathcal{A}} - \mathcal{A}\tilde{\Pi}_{K_2})$. These results are still true if the FIVE is replaced by any estimator that belongs to the class of weighted FIVES, which are introduced in Remark 7. If the RB components related to the estimators were zero, this finding may be understood as a theoretical evidence making the F2SLSE more preferable than the FIVE. However, the RB components are introduced

by employing regularized inverses, and hence cannot be reduced to zero in our setting. Therefore, the FIVE and F2SLSE are understood as complements in the present paper; this is not as in the standard linear simultaneous equation model under which the 2SLSE achieves asymptotic efficiency and thus generally preferred to any other weighted IV estimators. Statistical inference based on Theorem 4 can be similarly implemented as in the case of the FIVE. We thus omit the details.

Remark 7. Let \mathcal{W} be a positive self-adjoint operator, i.e., $\mathcal{W}^* = \mathcal{W}$ and $\langle \mathcal{W}\zeta, \zeta \rangle > 0$ for all $\zeta \in \mathcal{H}$. We then define $\hat{\mathcal{A}}(\mathcal{W})$ as the FIVE employing $\mathcal{W}^{1/2}z_t$ as the IV, and assume that the eigenvalues of $\mathcal{C}_{xz}^* \mathcal{W} \mathcal{C}_{xz}$ satisfy the conditions required for $\{\lambda_j^2\}_{j \geq 1}$ in Theorem 2. The estimator $\hat{\mathcal{A}}(\mathcal{W})$ may be called a weighted FIVE. Then, the normalizing sequence of constants of its DR component is $\sqrt{T/\theta_K(\mathcal{W}, \zeta)}$, where $\theta_K(\mathcal{W}, \zeta) = \langle (\hat{\mathcal{C}}_{xz}^* \mathcal{W} \hat{\mathcal{C}}_{xz})_K^{-1} \hat{\mathcal{C}}_{xz}^* \mathcal{W} \hat{\mathcal{C}}_{zz} \mathcal{W} \hat{\mathcal{C}}_{xz} (\hat{\mathcal{C}}_{xz}^* \mathcal{W} \hat{\mathcal{C}}_{xz})_K^{-1} \zeta, \zeta \rangle$ for any $\zeta \in \mathcal{H}$. If K and K_2 are fixed to any arbitrary integer N , then $(\hat{\mathcal{C}}_{xz}^* \mathcal{W} \hat{\mathcal{C}}_{xz})_N^{-1}$, $\hat{\mathcal{C}}_{xz}^* \mathcal{W} \hat{\mathcal{C}}_{zz} \mathcal{W} \hat{\mathcal{C}}_{xz}$ and $\hat{\mathcal{Q}}_N^{-1}$ may be understood as $N \times N$ matrices, which are denoted by Υ_1 , Υ_2 and Υ , respectively. Then it can be shown, by almost identical arguments used to prove that the asymptotic variance of the 2SLSE is not bigger than that of any weighted IV estimator in the conventional linear simultaneous equation model, that $\Upsilon_1 \Upsilon_2 \Upsilon_1 - \Upsilon$ is positive semidefinite. This implies that for any \mathcal{W} satisfying the aforementioned conditions, $\phi_N(\zeta) \leq \theta_N(\mathcal{W}, \zeta)$, and thus, $\phi_N(\zeta) \leq \theta_N(\zeta)$ since $\theta_N(\zeta) = \theta_N(\mathcal{I}, \zeta)$.

4.3 Explicit computation and selection of tuning parameters

Computation of the F2SLSE is almost identical to that of the FIVE; it is understood as the FIVE using $\tilde{z}_t = (\hat{\mathcal{C}}_{zz})_{K_1}^{-1/2} z_t$ as the IV, and \tilde{z}_t is computed as $\tilde{z}_t = \sum_{j=1}^{K_1} \hat{\mu}_j^{-1/2} \langle \hat{g}_j, z_t \rangle \hat{g}_j$. It is then quite obvious to compute the F2SLSE based on our discussion in Section 3.3.

As in the case of the FIVE, α_1 and α_2 need to be chosen depending on the scales of x_t and z_t . In practice, it may be convenient to consider scale-invariant versions of (4.3) and (4.4). Let

$$\tilde{r}_{1,k} = \hat{\mu}_k^2 / \sum_{j=1}^{\infty} \hat{\mu}_j^2 \quad \text{and} \quad \tilde{r}_{2,k} = \hat{\nu}_k^2 / \sum_{j=1}^{K_1} \hat{\nu}_j^2.$$

We then may deduce from the discussion made in Section 3.4 that $\tilde{r}_{1,k}$ (resp. $\tilde{r}_{2,k}$) computes the contribution of the k -th eigenvalue to $\|\hat{\mathcal{C}}_{zz}\|_{\text{HS}}^2$ (resp. $\|\hat{\mathcal{Q}}_{K_1}\|_{\text{HS}}^2$). Then scale-invariant versions of (4.3) and (4.4) can be, respectively, obtained by

$$K_1 = \#\{j : \tilde{r}_{1,k} > \alpha_{1,T}\} \quad \text{and} \quad K_2 = \#\{j : \tilde{r}_{2,k} > \alpha_{2,T}\},$$

where $\alpha_{1,T} \in (0, 1)$ and $\alpha_{2,T} \in (0, 1)$ depend only on T , and shrink to zeroes as T increases.

5 Significance testing

Practitioners are often interested in testing if various characteristics of y_t depend on x_t . Noting that various characteristics of y_t can be written as $\langle y_t, \psi \rangle$ for $\psi \in \mathcal{H}$, we in this section develop a significant test for examining if $\langle y_t, \psi \rangle$ is affected by x_t . Specifically, for any $\psi \in \mathcal{H}$, observe that

$$\langle y_t, \psi \rangle = \langle x_t, \mathcal{A}^* \psi \rangle + \langle u_t, \psi \rangle.$$

We then want to test the following null and alternative hypotheses:

$$H_0 : \mathcal{A}^* \psi = 0 \quad \text{v.s.} \quad H_1 : \mathcal{A}^* \psi \neq 0. \quad (5.1)$$

The null hypothesis means that the characteristic $\langle y_t, \psi \rangle$ of y_t does not linearly depend on x_t . Note that $\widehat{\mathcal{C}}_{yz} \psi = \widehat{\mathcal{C}}_{xz} \mathcal{A}^* \psi + \widehat{\mathcal{C}}_{uz} \psi$, and hence $\widehat{\mathcal{C}}_{yz} \psi$ reduces to $\widehat{\mathcal{C}}_{uz} \psi$ if the null is true; moreover, in this case, $\sqrt{T} \widehat{\mathcal{C}}_{uz} \psi$ turns out to weakly converge to a \mathcal{H} -valued Gaussian random element under relevant assumptions. Using this property, we develop a significance test, which is described by Theorem 5.

Theorem 5. *Suppose that C_{uu} is positive, and either Assumption 1 or Assumption 2 holds. Let \mathcal{J} denote $T \|\widehat{\mathcal{C}}_{yz}^{-1} \widehat{\mathcal{C}}_{yz} \psi\|^2$, where $\widehat{\mathcal{C}}_{yz}^2 = \langle T^{-1} \sum_{t=1}^T \hat{u}_t \otimes \hat{u}_t(\psi), \psi \rangle$ (if Assumption 1 holds) or $\widehat{\mathcal{C}}_{yz}^2 = \langle T^{-1} \sum_{t=1}^T \tilde{u}_t \otimes \tilde{u}_t(\psi), \psi \rangle$ (if Assumption 2 holds). Then, the following hold (below $\varkappa_j \sim_{iid} N(0, 1)$):*

- (i) $\mathcal{J} \xrightarrow{d} \sum_{j=1}^{\infty} \mu_j \varkappa_j^2$ under H_0 of (5.1) while $\mathcal{J} \xrightarrow{p} \infty$ under H_1 of (5.1).
- (ii) If $D \rightarrow \infty$ and $D = o(T^{1/2})$, then $\sum_{j=1}^{\infty} \mu_j \varkappa_j^2 = \sum_{j=1}^D \hat{\mu}_j \varkappa_j^2 + o_p(1)$.

Note that the asymptotic null distribution of the proposed statistic does not depend on $\psi \in \mathcal{H}$, but does depend on all the eigenvalues of \mathcal{C}_{zz} ; this means that there are infinitely many nuisance parameters. However, we can approximate the limiting distribution using the estimated eigenvalues of \mathcal{C}_{zz} as described in Theorem 5.(ii) and hence its approximate quantiles can be easily computed by Monte Carlo simulations. Thus, implementation of the proposed test in practice is quite straightforward, which will be illustrated in Sections 6 and 7.

Remark 8. The test proposed in Theorem 5 can obviously be extended to examine the following hypotheses: for any arbitrary $\psi_0 \in \mathcal{H}$,

$$H_0 : \mathcal{A}^* \psi = \psi_0 \quad \text{v.s.} \quad H_1 : \mathcal{A}^* \psi \neq \psi_0. \quad (5.2)$$

This only requires redefining \mathcal{J} as $T \|\widehat{\mathcal{C}}_{yz}^{-1} (\widehat{\mathcal{C}}_{yz} \psi - \widehat{\mathcal{C}}_{xz} \psi_0)\|^2$ in the previous discussion, and this does not make any change in the convergence results given by (i) and (ii) of Theorem 5.

6 Simulation Study

We investigate the finite sample performance of our estimators via Monte Carlo studies. In all simulation experiments considered in this section, the number of replications is set to 2,000. The response, explanatory, and instrumental variables that will be considered in this section have nonzero means, and hence those are demeaned before computing the estimators of \mathcal{A} .

6.1 Experiment 1: Functional linear simultaneous equation model

To begin with, we consider the following data generating process (DGP) which is a slight modification of that considered by Benatia et al. (2017): for $t \geq 1$,

$$\begin{aligned} y_t &= \mathcal{A} x_t + u_t, \\ x_t &= \vartheta z_t + v_t, \end{aligned}$$

where $u_t = 0.8v_t + 0.6\varepsilon_t$, each of $\{v_t\}_{t \geq 1}$ and $\{\varepsilon_t\}_{t \geq 1}$ is an iid sequence of standard Brownian bridges, and $\mathbb{E}[v_t \otimes \varepsilon_\ell] = 0$ for all $t, \ell \geq 1$. The regression operator \mathcal{A} is the integral operator with kernel $\kappa_{\mathcal{A}}(s_1, s_2) = 1 - |s_1 - s_2|^2$ for $s_1, s_2 \in [0, 1]$. The IV z_t is given as follows: for $s \in [0, 1]$,

$$z_t(s) = \tilde{z}_t(s; a_t, b_t) + \eta_t(s) \quad \text{and} \quad \tilde{z}_t(s; a_t, b_t) = \frac{\Gamma(a_t)\Gamma(b_t)}{\Gamma(a_t + b_t)} s^{a_t-1} (1-s)^{b_t-1}, \quad (6.1)$$

where a_t and b_t are randomly drawn from the uniform distribution $U[2, 5]$ for each t . That is, z_t is obtained by adding an additive noise η_t to the beta density function with parameters a_t and b_t . In practice, the functional variables y_t , x_t and z_t may be only partially observed at discrete points. We thus assume that, for each t , only their discrete realizations at 50 equally-spaced points of $[0, 1]$ are available and then construct the functional observations by smoothing such discrete realizations using 51 Fourier basis functions.

The IV in (6.1) is similar to that used for the simulation experiments implemented by Benatia et al. (2017), in which the additive noise η_t is a constant function whose level is determined by a standard normal random variable, i.e., $\eta_t(s) = q_t$ for all $s \in [0, 1]$ where $q_t \sim_{\text{iid}} N(0, 1)$ across t . In our simulation experiments, we allow η_t to have a more general form; to be specific, three different forms of η_t will be considered to see how the performance of our estimators varies depending on those. In the first two designs, we let $\eta_t = \sum_{j=1}^{51} \sigma_j q_{t,j} \xi_j$ where $\{\xi_j\}_{j \geq 1}$ is the Fourier basis functions of \mathcal{H} and $q_{t,j} \sim_{\text{iid}} N(0, 1)$ across t and j . We first consider the case where $\sigma_j = c_1 \sigma_\eta$ for $j \leq 3$ and $\sigma_j = c_1 \sigma_\eta (0.1)^{j-3}$ for $j > 3$; this is called the sparse design. Secondly, we set $\sigma_j = \sigma_\eta (0.9)^{j-1}$ and call this setting the exponential design. In the last specification, which we call the noisy design, $\{\eta_t\}_{t \geq 1}$ is set to an iid sequence of standard Brownian bridges multiplied by $c_2 \sigma_\eta$. The parameter σ_η is set to 0.5 and 0.9, and the constants c_1 and c_2 are chosen in order to have the same Hilbert-Schmidt norm of $\mathbb{E}[\eta_t \otimes \eta_t]$ in the three designs. The first-stage coefficient ϑ is chosen so that the first-stage functional coefficient of determination (see, Yao et al., 2005), defined by $\mathbb{E}[\|\vartheta z_t\|^2] / \mathbb{E}[\|x_t\|^2]$, is set to 0.5; this can be easily done since $\mathbb{E}[\|v_t\|^2] = 1/6$, $\mathbb{E}[\|\eta_t\|^2] = \sum_{j=1}^{51} \sigma_j^2$, and $\mathbb{E}[\|\tilde{z}_t(s_i; \alpha_t, \beta_t)\|^2]$ can be approximated by the mean of a large number of simulated iid realizations of $\tilde{z}_t(s_i; \alpha_t, \beta_t)$.

6.1.1 Estimation results

We first compare the performance of our estimators with two existing estimators. The first is the estimator proposed by Park and Qian (2012). This estimator does not control for the endogeneity of x_t , so we call it the functional least square estimator (FLSE). The second is the ridge regularized IV estimator (RIVE) suggested by Benatia et al. (2017). The regularization parameters for the FLSE, FIVE, and RIVE are set to $2\|\hat{\mathcal{C}}_{xz}\|_{\text{HS}}^2 / \sqrt{T}$ as mentioned in Section 3.4 (of course, for the FLSE, $z_t = x_t$ and thus $\hat{\mathcal{C}}_{xz} = \hat{\mathcal{C}}_{xx}$). The two regularization parameters for the F2SLSE are similarly obtained by replacing $\|\hat{\mathcal{C}}_{xz}\|_{\text{HS}}^2$ by $\|\hat{\mathcal{C}}_{zz}\|_{\text{HS}}^2$ and $\|\hat{\mathcal{Q}}_{K_1}\|_{\text{HS}}^2$, as described in Section 4.3.

In the top of Table 1, we report the empirical mean squared error (MSE) of each of the estimators with the sample size, T , set to 200 and 500; for any estimator $\bar{\mathcal{A}}$, the empirical MSE is computed as the squared Hilbert-Schmidt norm of $\bar{\mathcal{A}} - \mathcal{A}$. We first note that the IV estimators outperform the FLSE for all the considered cases. This is obviously because the FLSE does not properly address

Table 1: Simulation results

σ_η	Sparse Design				Exponential Design				Noisy Design				
	0.5		0.9		0.5		0.9		0.5		0.9		
	T	200	500	200	500	200	500	200	500	200	500	200	500
Empirical MSE													
FIVE	0.097	0.034	0.065	0.034	0.174	0.062	0.131	0.065	0.146	0.128	0.140	0.129	
F2SLSE	0.071	0.034	0.061	0.034	0.144	0.060	0.126	0.065	0.146	0.128	0.140	0.129	
RIVE	0.147	0.082	0.124	0.068	0.183	0.107	0.154	0.088	0.139	0.117	0.135	0.116	
FLSE	0.447	0.390	0.429	0.370	0.579	0.579	0.545	0.595	0.316	0.372	0.292	0.300	
Coverage probability													
FIVE	0.954	0.952	0.954	0.952	0.946	0.951	0.944	0.948	0.948	0.957	0.954	0.953	
F2SLSE	0.953	0.952	0.954	0.952	0.965	0.954	0.954	0.951	0.953	0.958	0.955	0.957	

Notes: Based on 2,000 replications. In the top, each cell reports the empirical mean squared error (MSE) of each estimator. The last two rows report the coverage probabilities of the FIVE and F2SLSE with nominal level of 95%.

the endogeneity of x_t . In particular, the FIVE and F2SLSE report smaller MSEs than those of the other estimators in the sparse and exponential designs. On the other hand, in the noisy design, the RIVE shows the best performance. This may be related to the fact that, in this design, the eigenvalues of $\mathcal{C}_{xz}^* \mathcal{C}_{xz}$ tend to decrease at a slower rate than they do in the other designs,¹ and thus, $\mathcal{C}_{xz}^* \mathcal{C}_{xz}$ tends not to be nicely approximated by a few principal components. This property may make the FIVE and F2SLSE, each of which requires a regularized inverse computed from a few principal components, less appealing than the RIVE (see, e.g., Carrasco 2012, Section 6). However, even in this case, our estimators perform comparably with the RIVE. Lastly, we note that all the four estimators report relatively smaller MSEs when $\sigma_\eta = 0.9$; this may be because the second stage coefficient of determination increases as σ_η gets larger in our simulation designs.

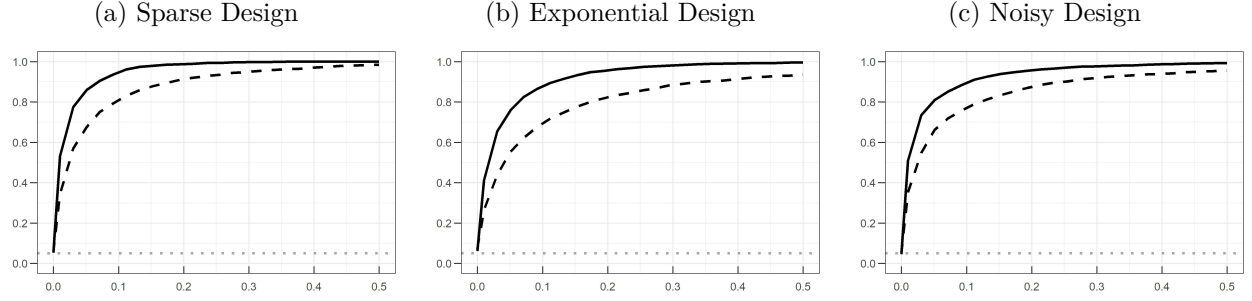
Before moving on to another simulation study, we examine the coverage probability for $\langle \widehat{A\hat{\Pi}_K} \zeta, \psi \rangle$ of the interval given in (3.7) with nominal level of 95%. The functions ζ and ψ are randomly generated for each realization of the DGP; to be specific, $\zeta = \sum_{j=1}^{11} \check{q}_{1,j} \xi_j$ and $\psi = \sum_{j=1}^{11} \check{q}_{2,j} \xi_j$, where $\check{q}_{i,j} \sim_{\text{iid}} N(0, 0.5^{2(j-1)})$ across i and j . The simulation results are reported at the bottom of Table 1. We note that, in all the considered cases, the coverage probabilities are very close to the nominal level, which supports our findings in Theorems 2 and 4. In unreported simulations, we further experimented with different choices of ζ and ψ , but found no significant difference.

6.1.2 Test results

Under the same DGP, we now explore the finite sample performance of the test for examining the null and alternative hypotheses (5.2), which is proposed in Remark 8 of Section 5. The test statistic \mathcal{J} is computed with \hat{c}_ψ obtained from the FIVE (see Corollary 1). For each realization of

¹This is due to that (i) the covariance of z_t is mostly explained by η_t in this simulation setting (for the considered values of θ , the squared Hilbert-Schmidt norm explained by $\tilde{z}_t(s_i; \alpha_t, \beta_t)$ is ranged only from 4.5% to 13.1%) and (ii) the eigenvalues of $\mathbb{E}[\eta_t \otimes \eta_t]$ decays at a geometric rate.

Figure 1: Rejection probability of \mathcal{J} when $\psi_0 = \psi + \varsigma\tilde{\psi}$ (power)



Notes: Based on 2,000 Monte Carlo replications. The rejection probability of \mathcal{J} when \hat{c}_ψ is computed from the FIVE is reported according to the value of $\varsigma \in [0, 0.5]$ and $D = \lceil T^{1/3} \rceil$.

the DGP, the critical value at 5% significance level is obtained from 500 Monte Carlo simulations of the distribution given in Theorem 5.(ii) with $D = \lceil T^{1/3} \rceil$. The finite sample properties of the test are investigated by computing its rejection probabilities when $\mathcal{A}^*\psi = \psi_0 + \varsigma\tilde{\psi}$ holds, where $\psi = \zeta$ which is defined in Section 6.1.1, $\varsigma \in \{0, 0.01, \dots, 0.5\}$, and $\tilde{\psi}$ is a perturbation element with unit norm and randomly generated for each realization of the DGP. Specifically, $\tilde{\psi} = \check{\psi}/\|\check{\psi}\|$ and $\check{\psi} = \sum_{j=1}^{11} \check{q}_{3,j}\xi_j$, where $\check{q}_{3,j} \sim_{\text{iid}} N(0, 0.5^{2(j-1)})$ across j and $\mathbb{E}[\check{q}_{1,i}\check{q}_{3,j}] = 0$ for all i and j . This section only considers the case where $\sigma_\eta = 0.5$; in unreported simulations, we also investigated the performance of the test (i) when \hat{c}_ψ is computed from the F2SLSE and (ii) when σ_η is given by 0.9, but found no significant difference.

Figure 1 shows the rejection probabilities of the test depending on ς . The dashed and solid lines indicate the rejection probabilities when $T = 200$ and 500, respectively, and the dotted lines indicate the nominal size of the test. As expected, the proposed test exhibits a higher power as ς gets deviated from zero, and it seems that the power of the test more rapidly increases in the sparse design compared to those in the other designs. Moreover, in all the considered cases, the test has excellent size control, as it can be seen from the case where $\varsigma = 0$.

Overall, the results reported in this section show that our estimators and test perform well in the considered simulation designs.

6.2 Experiment 2: AR(1) model of probability density functions

In this section, we implement a quite different experiment to examine the performance of the proposed estimators in the AR(1) model of probability density functions. What is mainly different from the earlier experiments given in Section 6.1 is that endogeneity is not explicitly imposed, but implicitly introduced by estimation errors.

We let $\{p_t^\circ\}_{t \geq 1}$ be a sequence of probability densities whose support is the unit interval $[0, 1]$, and consider the linear prediction model of p_t° given p_{t-1}° . Each density may be treated as a random variable taking values in \mathcal{H} , but the collection of probability densities in \mathcal{H} is not a linear subspace due to the following nonlinear constraints that any density element $\zeta \in \mathcal{H}$ must satisfy: (i) $\zeta(s) \geq 0$ for all $s \in [0, 1]$ and (ii) $\int_0^1 \zeta(s)ds = 1$. As pointed by Delicado (2011), Petersen and Müller (2016), Hron et al. (2016), Kokoszka et al. (2019), and Zhang et al. (2021), neglecting these nonlinear

constraints may bring about statistical issues. As a way to circumvent such issues, we consider the centered-log-ratio (clr) transformation proposed by [Egozcue et al. \(2006\)](#): for $s \in [0, 1]$,

$$p_t^\circ(s) \mapsto y_t^\circ(s) = \log p_t^\circ(s) - \int_0^1 \log p_t^\circ(s) ds. \quad (6.2)$$

Then $\{y_t^\circ\}_{t \geq 1}$ becomes a sequence in \mathcal{H}_c , the collection of all $\zeta \in \mathcal{H}$ satisfying $\int_0^1 \zeta(s) ds = 0$, and \mathcal{H}_c is obviously a Hilbert space. Furthermore, the clr transformation turns out to be an isomorphism between a certain Hilbert space of probability density functions (called a Bayes Hilbert space) and \mathcal{H}_c , and its inverse transformation is given by $y_t^\circ(s) \mapsto \exp(y_t^\circ(s)) / \int_0^1 \exp(y_t^\circ(s)) ds$. By this property, the linear prediction model of p_t° given p_{t-1}° may be recast into that of y_t° given y_{t-1}° in \mathcal{H}_c , where we no longer need to take the nonlinear constraints for densities into account. We thus hereafter consider the following AR(1) prediction model for $\{y_t^\circ\}_{t \geq 1}$:

$$y_t^\circ = c_y + \mathcal{A}(y_{t-1}^\circ - c_y) + \varepsilon_t, \quad (6.3)$$

where y_{t-1}° and ε_t are uncorrelated. To mimic situations commonly encountered in practice, we assume that p_t° (and thus y_t°) is not observed, but only random samples $\{s_{i,t}\}_{i=1}^{n_t}$ drawn from p_t° are available. If so, by replacing the density p_t° or the log-density $\log p_t^\circ$ with its proper nonparametric estimate in (6.2), we may obtain an estimate y_t of y_t° , and then, as shown in [Example 2](#), $\{y_t\}_{t \geq 1}$ satisfies the following:

$$y_t = c_y + \mathcal{A}(y_{t-1} - c_y) + u_t, \quad (6.4)$$

where y_{t-1} and u_t are generally correlated due to errors arising from the nonparametric estimation. Given (6.4), we will compute the FIVE and F2SLSE by assuming that y_{t-2} is a proper IV, as in [Example 3](#). Of course, this assumption may not be true depending on how estimation errors are generated. Even with this possibility, it may be of interest to practitioners, who are very often have no choice but to replace p_t° or $\log p_t^\circ$ with a standard nonparametric estimate, to see if this naive use of our estimators can make any actual improvements in estimating \mathcal{A} . This is the purpose of simulation experiments in this section.

In our simulation experiments given below, we estimate y_t° from n random samples that are generated from p_t° by (i) the local likelihood density estimation method proposed by [Loader \(1996\)](#) (see [Appendix D](#) for more details) and (ii) the standard kernel density estimation method with the Gaussian kernel and Silverman's rule-of-thumb bandwidth ([Silverman, 1998](#)). As will be detailed in [Appendix D](#), a fundamental difference between these two methods is in that the former is more suitable for estimation of log-densities than the latter, and hence it seems to be a better approach to estimate y_t° ([Seo and Beare, 2019](#), Section 4.2). Nevertheless, the latter is considered as well because of its popularity in empirical studies.

We let c_y be the clr transformation of the normal density function with mean 0.5 and variance 0.25^2 that is truncated on $[0, 1]$. In addition, $\varepsilon_t = \sum_{j=1}^{\infty} \sigma_j q_{t,j} \xi_j^c$, where $\{\xi_j^c\}_{j \geq 1}$ is the Fourier basis functions except for the constant basis function, and $q_{t,j} \sim_{\text{iid}} N(0, 1)$ across t and j . In actual computation, ε_t can be approximated by $\sum_{j=1}^L \sigma_j q_{t,j} \xi_j^c$ for some large L ; we set L to 50 in this

Table 2: Simulation results ($a_1, a_2 \geq 0.4$)

		Sparse Design				Exponential Design			
n		100		150		100		150	
T		200	500	200	500	200	500	200	500
Loader's	FIVE	0.292	0.178	0.248	0.165	0.431	0.229	0.344	0.194
	F2SLSE	0.307	0.177	0.245	0.164	0.519	0.234	0.363	0.196
	RIVE	0.312	0.193	0.281	0.180	0.426	0.248	0.351	0.214
	FLSE	0.356	0.223	0.272	0.166	0.544	0.379	0.404	0.286
Silverman's	FIVE	0.341	0.228	0.281	0.197	0.449	0.259	0.369	0.216
	F2SLSE	0.340	0.236	0.264	0.200	0.467	0.269	0.347	0.221
	RIVE	0.345	0.238	0.304	0.211	0.412	0.269	0.354	0.236
	FLSE	0.420	0.367	0.315	0.263	0.530	0.477	0.401	0.356

Notes: Based on 2,000 replications. Each cell reports the empirical mean squared error (MSE) of each estimator.

example and found no significant difference even from big changes in L as long as $L \geq 50$. Below we consider two different specifications of σ_j , which are respectively called the sparse design and the exponential design; in the exponential design, $\sigma_j = 0.1(0.9)^{j-1}$, and in the sparse design, $\sigma_j = c_\sigma$ for $j \leq 3$ and $\sigma_j = c_\sigma(0.1)^{j-3}$ for $j > 3$, where c_σ is chosen so that the Hilbert-Schmidt norms of $\mathbb{E}[\varepsilon_t \otimes \varepsilon_t]$ in both designs are equal. These two designs are respectively obtained by setting σ_η to 0.1 in the sparse and exponential designs considered for η_t in Section 6.1, and the reason why we choose a relatively smaller scale of σ_j in this experiment is only to avoid as much as possible that the simulated densities have shapes that are rarely observed in practice (e.g., densities that are U-shaped or highly multimodal).

We let \mathcal{A} be defined by $\sum_{j=1}^{\infty} a_j \xi_j^c \otimes \xi_j^c$ (\mathcal{A} is approximated by $\sum_{j=1}^{50} a_j \xi_j^c \otimes \xi_j^c$ in actual computation as in the case of ε_t), and, for each realization of the DGP, the coefficients $\{a_j\}_{j \geq 1}$ are independently determined across j as follows,

$$a_1 \sim \text{U}[0.4, 0.9], \quad a_2 \sim \text{U}[0.4, 0.9], \quad a_j = a_{u,j}(0.5)^{j-2} \quad \text{and} \quad a_{u,j} \sim_{\text{iid}} \text{U}[0, 0.9] \quad \text{for } j \geq 3.$$

Note here that we let the first two coefficients a_1 and a_2 be bounded below by 0.4, which is to ensure that the operator norm of the cross-covariance operator of y_{t-1}° and y_{t-2}° is bounded away from zero. If this quantity is close to zero, then the employed IV may become ‘weak’ and this case is not considered in the present paper. Table 2 reports the empirical MSEs of the estimators that were considered in Section 6.1 when $n = 100$ and 150 (recall that n is the number of random samples drawn from the distribution p_t° to estimate $\log p_t^\circ$ or p_t°). The IV estimators tend to exhibit smaller empirical MSEs than the FLSE, which is consistent with the simulation results given in Section 6.1. Such good comparative performance of the IV estimators is more noticeable when n is small and T is large. This is what can be conjectured from our earlier discussion; as n gets smaller, y_t becomes a less accurate estimate of y_t° , and hence the estimators that address the possible endogeneity caused by estimation errors will work better. Even in comparison with the RIVE, our estimators perform

quite well in the considered simulation designs; the FIVE or F2SLSE exhibits the smallest MSE in most of the cases, and this pattern is more clearly seen in Table 5 in Appendix E reporting the simulation results for the case where the lower bound of a_1 and a_2 increases to 0.6. However, the RIVE sometimes works the best in the exponential design (see the cases where $T = 200$ and $n = 100$ in Table 2), so the relative performance of these IV estimators, obviously, seems to depend on the DGP. Thus, it may be advisable to use those IV estimators complementarily in practice.

7 Empirical application: effect of immigration on native wages

Estimation of the effect of immigrant inflows on the labor market outcomes of natives of heterogeneous skills has received due attention from both researchers and policymakers. However, it seems that researchers in this area have not reached an agreement on the effect of immigration; as is well known in the literature (e.g., [Dustmann et al., 2016](#)), this is because their findings depend on various empirical specifications such as the assumption on the substitutability of workers of different characteristics. Notwithstanding such different conclusions in the literature, researchers agreed that an inflow of immigrants has heterogeneous effects on the labor market outcomes of native workers depending on their skills. This conclusion is supported by empirical evidence obtained by investigating the effect of immigration after classifying workers into groups according to some observable characteristics representing their skills; see, e.g., [Card \(2009\)](#), [Borjas et al. \(2011\)](#), [Ottaviano and Peri \(2012\)](#), and [Glitz \(2012\)](#) to mention a few. For example, [Ottaviano and Peri \(2012\)](#) showed that native- and foreign-born workers of similar skills, proxied by years of education and experience, are imperfectly substitutable. This in turn leads to their conclusion that the effects of an inflow of immigrants on the wages of heterogeneously skilled natives are overall positive, but the magnitude of such an effect is quite dependent on workers' levels of skill, see, Table 6 in [Ottaviano and Peri \(2012\)](#).

In addition to such empirical evidence on heterogeneous effects of immigration, it has been suggested that natives may adjust their occupations or regions of residence, in responding to an inflow of new workers (see, e.g., [Llull, 2018](#)). It is thus advisable to assume that an inflow of immigrants of a particular skill level can affect the labor market outcomes of all natives, and this needs to be considered in empirical analysis. However, doing so would be challenging, since (i) a worker's skill cannot be observed and has to be proxied by observable characteristics and (ii) as pointed out by [Borjas \(1987\)](#) and [Llull \(2018\)](#), workers' occupational or regional adjustments in responding to an inflow of immigrants may generate self-selection bias.

In this section, we apply our methodology to this problem with taking the aforementioned challenges into consideration. Specifically, we use national level data and generalize a widely used empirical model by viewing the variables of interest as functions depending on a certain measure of occupation-specific skill to be defined shortly. We then construct a sort of predicted share of immigrants as an instrument to control for the endogeneity related to the self-selection bias. Our final goal is not only to illustrate the empirical relevance of our estimators but also to contribute to the literature on immigration by using a state-of-the-art econometric model.

Our measure of skill is similar to [Peri and Sparber's \(2009\)](#) measure of occupation-specific

relative provision of communication versus manual skills. Specifically, we use the O*Net ability survey data (version 24, provided by the US Department of Labor), in which the importance of each of 52 distinct abilities required by each occupation is quantified. Using the data, we construct the communication skill measure (c_j°) and the manual skill measure (m_j°) for each occupation j , where the definitions of communication and manual skills are equivalent to the extended definitions of those in Table A.1 of [Peri and Sparber \(2009\)](#). We merge the values of c_j° and m_j° to individuals in the 2000 census using the monthly US Current Population Survey (CPS) data. Then, as done similarly by [Peri and Sparber \(2009\)](#), the measure of occupation-specific skill intensity (s_j) is obtained by converting the value of c_j°/m_j° to its percentile score (s_{jt}°) for each month in 2000 and averaging the scores for each occupation j , i.e., $s_j = 12^{-1} \sum_{t=1}^{12} s_{jt}^\circ$. The number of distinct skill levels, s_j , is 223, and, by construction, each occupation is uniquely identified by the skill score $s_j \in [0, 1]$.² In Table 6 of Appendix E, we report occupations with the lowest and highest scores of relative communication skill provision.

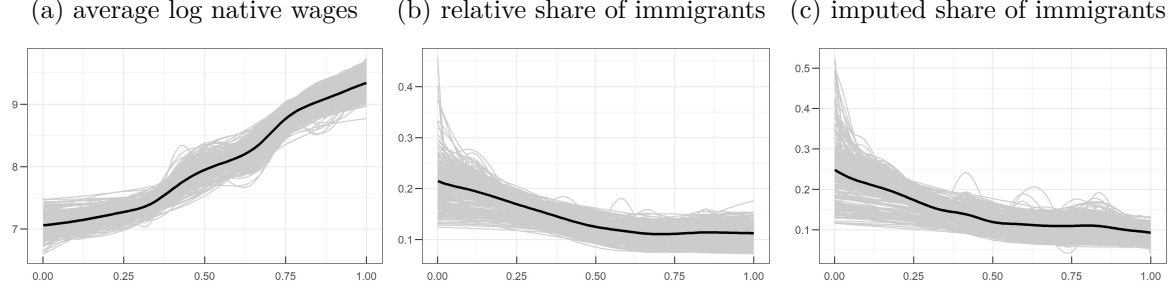
We merge the percentile scores of relative communication skill provision to individuals in the monthly CPS data running from January 1996 to December 2019. The CPS data, which can be downloaded from the Integrated Public Use Microdata Series (IPUMS), provide information on various characteristics of individuals: hourly wage, citizenship status, age, employment status, and occupation. We focus on individuals who (i) are aged between 18 and 64 years, (ii) are not self-employed, and (iii) have positive income. Immigrants are defined by those who are not a citizen or are a naturalized citizen. The skill-dependent labor supply of immigrants ($\ell_{it}^\circ(s_j)$) and that of natives ($\ell_{nt}^\circ(s_j)$) are computed by the total hours of work per week (weighted by the variable WTFINL in the CPS) provided by the foreign- and native-born workers for each s_j . The skill-dependent native wage is computed by weighted (using the variable EARNWT in the CPS) averaging weekly wages of native workers³ in the occupation corresponding to s_j , and its logged value ($w_t^\circ(s_j)$) is used for the analysis.

The empirical models used in the labor economics literature (e.g., [Dustmann et al., 2013](#); [Sharpe and Bollinger, 2020](#)) can be written as follows: $\Delta w_t^\circ(s_j) = \beta_j^\circ \Delta h_t^\circ(s_j) + u_t^\circ(s_j)$, where $\Delta w_t^\circ(s_j) = w_t^\circ(s_j) - w_{t-1}^\circ(s_j)$, $u_t^\circ(s_j)$ denotes the disturbance term, β_j° is the parameter of interest, the explanatory variable $\Delta h_t^\circ(s_j)$ is the first difference of $h_t^\circ(s_j)$, and $h_t^\circ(s_j) = \ell_{it}^\circ(s_j)/(\ell_{nt}^\circ(s_j) + \ell_{it}^\circ(s_j))$. The above model may not be satisfactory for practitioners, since, in the model, an inflow of immigrants in the occupation corresponding to s_j only affects the wages of natives in the occupation requiring the same skill level, which seems to be restrictive. To resolve this issue, one may instead allow spillover effects across occupations, but this requires researchers to estimate too many parameters; for example, if we allow a spillover effect from the occupation corresponding to s_i to another

²A similar rescaling procedure is taken by [Peri and Sparber \(2009\)](#). Specifically, they first converted the values of c_j° and m_j° into their percentile scores in 2000 for each j , and then their measure of relative provision of communication versus manual skills is given by the ratio of the percentile scores for each j . In contrast, we first take the ratio of c_j° and m_j° and then convert the ratio into the percentile score for each j . This is to ensure the boundedness of our measure of relative communication skill provision.

³The weekly wage of a native worker is computed as (hourly wage) \times (usual hours of work), and the variables required to compute this quantity are also available in the CPS.

Figure 2: Functional data (grey) and their mean functions (black)



occupation corresponding to s_j for any arbitrary $i, j \in \{1, \dots, 223\}$, then there are 223^2 elements to be estimated. Furthermore, for a fixed value of s_j , $w_t^\circ(s_j)$ and $h_t^\circ(s_j)$ are often not observed for every t . A possible strategy to resolve these issues may be classifying workers in occupations corresponding to various values of s_j into a few groups so that dimensionality of the model can be reduced, as discussed in Example 1. Another possibility, which will be subsequently pursued, is to view observations $w_t^\circ(s_j)$ and $h_t^\circ(s_j)$ for each t as imperfect realizations of curves w_t and h_t , and use our methodology developed in the previous sections. To this end, we first estimate each of those curves with the standard Nadaraya-Watson estimator employing the second-order Gaussian kernel and the bandwidth minimizing the least square cross validation criterion. The smoothed curves are represented by 15 cubic B-Spline functions and are denoted by w_t and h_t , respectively. Then, we estimate the following model:

$$\Delta w_t = \mathcal{A} \Delta h_t + u_t, \quad (7.1)$$

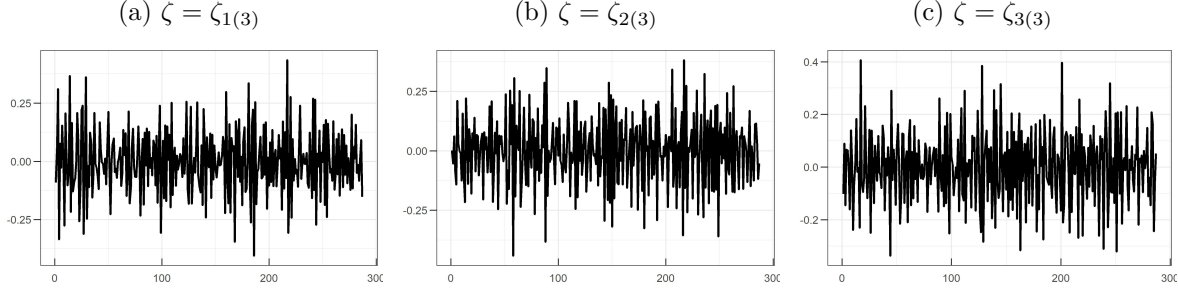
where $\Delta w_t = w_t - w_{t-1}$, $\Delta h_t = h_t - h_{t-1}$, and Δh_t is generally correlated with u_t due to the aforementioned self-selection bias. To estimate (7.1), we use the changes in the imputed share of immigrants as an IV, which has been employed in various contexts, including Card (2009), Peri and Sparber (2009), and Autor and Dorn (2013). Specifically, the imputed share of immigrants in the occupation corresponding to s_j , denoted $z_t^\circ(s_j)$, is defined as follows:

$$z_t^\circ(s_j) = \frac{\tilde{\ell}_{it}^\circ(s_j)}{\ell_{nt}(s_j) + \tilde{\ell}_{it}^\circ(s_j)} \quad \text{and} \quad \tilde{\ell}_{it}^\circ(s_j) = \frac{1}{12} \sum_{b=1}^B \sum_{t=1}^{12} \frac{\ell_{it1994,b}^\circ(s_j)}{\ell_{it1994,b}^\circ} \ell_{it,b}^\circ,$$

where b denotes the country of birth of immigrants, $\ell_{it1994,b}^\circ(s_j)$ is the labor supply of immigrants in the occupation corresponding to s_j from the country b in the month t of the year 1994, and $\ell_{it1994,b}^\circ$ is its aggregation over s_j . The use of $z_t^\circ(s_j)$ as an IV relies on the assumption that incoming workers are likely to choose their occupations that are known to provide favorable environments to them (see e.g., Llull, 2018). The curve of imputed shares of immigrants, denoted z_t , is obtained by smoothing $z_t^\circ(s_j)$, and the instrument, denoted Δz_t , is the first difference of z_t .

The smoothed curves are reported in Figure 2 where each of them is a function of relative communication skill provision scores. The solid lines in Figure 2 indicate the mean functions of w_t , h_t , and z_t . Figure 2a shows that native workers tend to be better paid if they are in occupations

Figure 3: Group characteristics (first difference of log native wages, $\langle \Delta w_t, \zeta_{j(3)} \rangle$)



needing higher relative communication skills. On the other hand, the share of immigrants tends to be lower in such occupations, and so does the imputed share of immigrants; this may not be surprising because natives would have a comparative advantage in communication intensive tasks.

Before discussing estimation results, recall that the earlier literature mostly relies on the strategy reducing dimensionality of the model by classifying workers into a few groups according to a measure of their skill. We will make a comparison of our estimation results with those based on this strategy. To this end, we let $\zeta_{j(J)} = J \times 1\{j-1 < Js \leq j\}$. Then, the inner product $\langle \Delta w_t, \zeta_{j(J)} \rangle$ computes the average of changes in the log wages of natives in the occupations of which s is between $(j-1)/J$ and j/J , at time t . We then estimate the following using the standard 2SLSE,

$$\Delta w_{t(J)} = \beta \Delta h_{t(J)} + u_{t(J)}, \quad (7.2)$$

where $\Delta w_{t(J)} = (\langle \Delta w_t, \zeta_{1(J)} \rangle, \dots, \langle \Delta w_t, \zeta_{J(J)} \rangle)'$ and $\Delta h_{t(J)} = (\langle \Delta h_t, \zeta_{1(J)} \rangle, \dots, \langle \Delta h_t, \zeta_{J(J)} \rangle)'$. The IV that is used to compute the 2SLSE is $\Delta z_{t(J)} = (\langle \Delta z_t, \zeta_{1(J)} \rangle, \dots, \langle \Delta z_t, \zeta_{J(J)} \rangle)'$.

For illustration purposes, in Figure 3, we report the time series of $\langle \Delta w_t, \zeta_{1(3)} \rangle$, $\langle \Delta w_t, \zeta_{2(3)} \rangle$, and $\langle \Delta w_t, \zeta_{3(3)} \rangle$. It seems that the time series for each group is stationary and has its own characteristics. For example, the time series for workers in the occupations requiring medium communication skills (Figure 3b) is more volatile than the others; the variance of $\langle \Delta w_t, \zeta_{2(3)} \rangle$ is about 0.0221, which is bigger than the variances of $\langle \Delta w_t, \zeta_{1(3)} \rangle$ (≈ 0.0198) and that of $\langle \Delta w_t, \zeta_{3(3)} \rangle$ (≈ 0.02). Such information will be lost if we, as in the case $J = 1$, average Δw_t over all levels of skill.

We implement an out-of-sample prediction experiment to examine the performance of our estimators; this is done by computing the root mean squared prediction error (RMSPE) using three test sets of which starting points are respectively given by 2013/01, 2015/01, and 2017/01. The RMSPE is computed using a rolling window approach. To be more specific, if we let \bar{u}_h denote the forecasting error computed from the FIVE or F2SLSE, then the RMSPE is given by $(H^{-1} \sum_{h=1}^H \|\bar{u}_h\|^2)^{1/2} = (H^{-1} \sum_{h=1}^H \int \bar{u}_h(s)^2 ds)^{1/2}$. The FIVE and F2SLSE are computed with the number of principal components that minimizes their RMSPEs. Specifically, K and K_2 are chosen to the number that minimizes the RMSPE from the model (7.1), and K_1 is similarly chosen from the model obtained by replacing Δw_t (resp. Δh_t) with Δh_t and (resp. Δz_t) in (7.1).

The model (7.2) is estimated when $J = 3, 7$, and 11 . Let $\hat{u}_{h,j(J)}$ denote the j th element of the

Table 3: Root Mean squared prediction errors

Test period	FIVE	F2SLSE	2SLSE		
			$J = 3$	$J = 7$	$J = 11$
2013/01~	0.1886	0.1889	0.1514	0.2025	2.5877
2015/01~	0.1828	0.1829	0.1432	0.1884	3.4587
2017/01~	0.1679	0.1678	0.1236	0.1734	1.0399

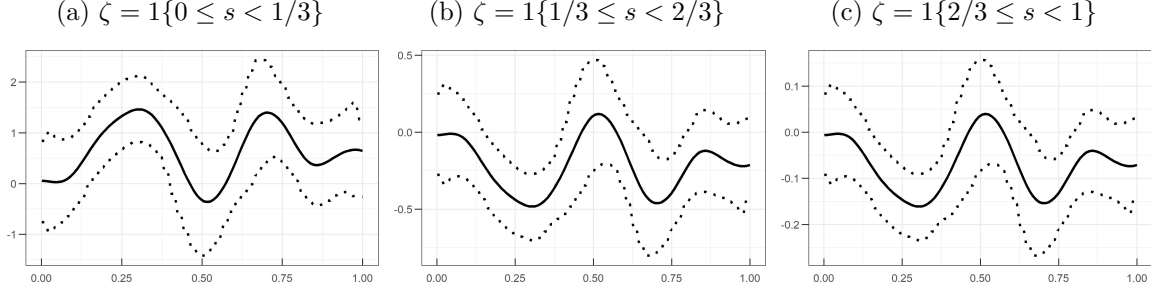
Notes: Each cell reports the estimated (normalized) RMSPE which is computed using three test sets.

forecasting error $\hat{u}_{h(J)} \in \mathbb{R}^J$ computed from the 2SLSE for each J . The standard RMSPE of the 2SLSE is given by $(H^{-1} \sum_{h=1}^H \sum_{j=1}^J \hat{u}_{h,j(J)}^2)^{1/2}$, which obviously tends to increase as J gets larger. Therefore, the standard RMSPE is not directly comparable across different values of J and to that of the FIVE or F2SLSE. To resolve this issue, we instead consider the normalized RMSPE, given by $((JH)^{-1} \sum_{h=1}^H \sum_{j=1}^J \hat{u}_{h,j(J)}^2)^{1/2}$, which can be reasonably compared to the RMSPE of the FIVE or F2SLSE since, for each $h \geq 1$, (i) both $\hat{u}_{h,j(J)}$ and $\langle \bar{u}_h, \zeta_{j(J)} \rangle$ are estimates of the local average of u_h over the interval $[(j-1)/J, j/J]$ and (ii) $\int \bar{u}_h(s)^2 ds$ may be approximated by $J^{-1} \sum_{j=1}^J \langle \bar{u}_h, \zeta_{j(J)} \rangle^2$.

Estimation results are reported in Table 3. In the table, our estimators report the smallest RMSPEs than those of the 2SLSE except for the case when $J = 3$. Even if the 2SLSE reports smaller RMSPEs when $J = 3$, we need to pay attention to the fact that in this case 223 different levels of skill are aggregated into only three groups, which causes a lot of information loss. Note also that the normalized RMSPE of the 2SLSE rapidly increases as we consider more finely defined skill groups. This result may be due to that, as J gets larger, (i) the number of parameters to be estimated rapidly increases (note that the coefficient matrix in (7.2) is a $J \times J$ matrix) and (ii) the sample (cross-)covariance matrices needed to compute the 2SLSE tend to be more singular (for example, the minimal eigenvalue of the cross-covariance of $\Delta z_{t(J)}$ and $\Delta h_{t(J)}$ when $J = 11$ is only 1% of that computed when $J = 3$), and thus the 2SLSE is expected to perform poorly. This result also suggests that the pre-classification of workers into a few groups according to their skills can have a significant effect on the estimation results and our interpretation of those. Therefore, the results given by Table 3 imply that our functional IV methodology can be an appealing alternative to practitioners.

Figure 4 reports the estimated effects of immigration computed from the FIVE when an inflow of immigrants are given by $1\{0 \leq s < 1/3\}$, $1\{1/3 \leq s < 2/3\}$, and $1\{2/3 \leq s < 1\}$; that is, we are here considering the case where immigrants are fully concentrated in any group of occupations with low or medium or high communication skill intensity, but they are evenly distributed within the group. The estimation results by the F2SLSE are similar and thus omitted. Overall, Figure 4 suggests that an inflow of immigrants in particular occupations differently affects the wages of native workers depending on skill intensity scores of their occupations. For example, in Figure 4a, it seems that, if the share of immigrants increases in occupations with low communication skill intensity, then the native wages are overall positively affected, and the size of such an effect for each occupation depends on how intensively communication skills are required by the occupation. To be specific, our estimation results given by Figure 4a suggest that the wages of native workers in the

Figure 4: Estimated effects of immigration computed from the FIVE



Note: The solid line reports $\hat{\mathcal{A}}\zeta$. The dashed lines represent the collection of confidence intervals for the local averages of $\hat{\mathcal{A}}\Pi_K\zeta$ over finely defined interval $[(m-1)/M, m/M]$. For each m , the interval can be constructed as in (3.7) by noting that the local average is given by $\langle \hat{\mathcal{A}}\Pi_K\zeta, \zeta_{m(M)} \rangle$. The nominal level is 95% and M is set to 50.

occupations of which $s \in [0.1, 0.4]$ are the most positively affected. This is somewhat consistent with Peri and Sparber's (2009) finding that native workers in occupations intensive in manual skills take advantages of having better-paid jobs when similarly skilled immigrants enter into the market. On the other hand, in Figure 4b, it seems that the natives in the occupations of which $s \in [0.1, 0.4]$ are negatively affected if the share of immigrants increases in the occupations of which $s \in [1/3, 2/3]$. Overall, our findings in Figure 4 reconfirm the existing evidence that an inflow of immigrants heterogeneously affects the labor market outcomes of native workers according to workers' skills.

Table 4: Significance testing results

ψ	$\zeta_{1(3)}$	$\zeta_{2(3)}$	$\zeta_{3(3)}$
Test statistic	0.00050*	0.00038	0.00084**

Notes: Each cell reports the test statistic for $H_0 : \mathcal{A}^*\psi = 0$. We use * and ** to denote rejection at 10% and 5% significance levels, respectively.

We lastly examine the null hypothesis $H_0 : \mathcal{A}^*\psi = 0$ using the significance test given in Section 5. Note that ψ can be any arbitrary element of \mathcal{H} , but here we consider only a few cases, where $\psi \in \{\zeta_{j(3)}\}_{j=1}^3$, for the purpose of illustration. Then, by testing H_0 , we can examine whether the average of changes in the wages of native workers in the occupations of which $s \in [(j-1)/3, j/3]$ is affected by an inflow of immigrants. Similarly to the simulation experiments in Section 6, we set D to $\lceil T^{1/3} \rceil$ and compute the critical values based on 10,000 Monte Carlo simulations. The testing results are reported in Table 4. In the table, we found that an inflow of immigrants significantly affects the wages of native workers who are in occupations intensive in either manual or communication skills.

8 Conclusion

This paper studies the functional linear regression model and pays particular attention to the case where the explanatory variable is correlated with the disturbance term. Specifically, two estimators, which are closely related to the IV and two-stage least square estimators in the standard linear simultaneous equation model, are proposed, and they are called the FIVE and F2SLSE, respectively.

We study their asymptotic properties and also propose a significance test based on those. Using our methodology, we reconfirm the existing evidence that an inflow of immigrants heterogeneously affects the labor market outcomes of natives depending on workers' skills.

Appendix A: Random elements of Hilbert spaces

Let $(\mathbb{S}, \mathbb{F}, \mathbb{P})$ denote the underlying probability space and let \mathcal{H}_1 be a separable Hilbert space equipped with the inner product $\langle \cdot, \cdot \rangle_1$ and the usual Borel σ -field. A \mathcal{H}_1 -valued random variable X is defined by a measurable map from \mathbb{S} to \mathcal{H}_1 . We say that such a random variable X is integrable (resp. square-integrable) if $\mathbb{E}[\|X\|_1] < \infty$ (resp. $\mathbb{E}[\|X\|_1^2] < \infty$), where $\|\cdot\|_1$ is the norm induced by the inner product. If X is integrable, there exists a unique element $\mathbb{E}[X] \in \mathcal{H}_1$ satisfying $\mathbb{E}[\langle X, \zeta \rangle] = \langle \mathbb{E}[X], \zeta \rangle$ for every $\zeta \in \mathcal{H}_1$. The element $\mathbb{E}[X]$ is called the expectation of X .

Let \mathcal{H}_2 be another Hilbert space equipped with the norm $\|\cdot\|_2$, and let Y be a \mathcal{H}_2 -valued random variable. We let \otimes denote the tensor product defined as follows: for all $\zeta_1 \in \mathcal{H}_1$ and $\zeta_2 \in \mathcal{H}_2$,

$$\zeta_1 \otimes \zeta_2(\cdot) = \langle \zeta_1, \cdot \rangle_1 \zeta_2. \quad (\text{A.1})$$

Note that $\zeta_1 \otimes \zeta_2$ is a linear map from \mathcal{H}_1 to \mathcal{H}_2 . If $\mathbb{E}[\|X\|_1 \|Y\|_2] < \infty$, we may well define a linear map \mathcal{C}_{XY} from \mathcal{H}_1 to \mathcal{H}_2 as follows: $\mathcal{C}_{XY} = \mathbb{E}[(X - \mathbb{E}X) \otimes (Y - \mathbb{E}Y)]$. \mathcal{C}_{XY} is called the cross-covariance operator of X and Y . If $X = Y$ and X is square-integrable, we then may define \mathcal{C}_{XX} similarly, and this is called the covariance operator of X . If the cross-covariance operator of two random variables X and Y are a nonzero operator, X is said to be correlated with Y .

Appendix B: Mathematical proofs

Proof of Theorem 1. Note that

$$\hat{\mathcal{A}} = \hat{\mathcal{C}}_{yz}^* \hat{\mathcal{C}}_{xz} (\hat{\mathcal{C}}_{xz}^* \hat{\mathcal{C}}_{xz})_K^{-1} = \mathcal{A} \hat{\Pi}_K + \hat{\mathcal{C}}_{uz}^* \hat{\mathcal{C}}_{xz} (\hat{\mathcal{C}}_{xz}^* \hat{\mathcal{C}}_{xz})_K^{-1}, \quad (\text{B.1})$$

where $\hat{\Pi}_K = \sum_{j=1}^K \hat{f}_j \otimes \hat{f}_j$. Since $\|\hat{\mathcal{C}}_{xz} (\hat{\mathcal{C}}_{xz}^* \hat{\mathcal{C}}_{xz})_K^{-1}\|_{\text{op}} \leq \alpha^{-1/2}$ and $\|\hat{\mathcal{C}}_{uz}\|_{\text{op}} = O_p(T^{-1/2})$, we find that $\|\hat{\mathcal{A}} - \mathcal{A} \hat{\Pi}_K\|_{\text{op}} \leq O_p(\alpha^{-1/2} T^{-1/2})$. Thus the proof becomes complete if $\|\mathcal{A} \hat{\Pi}_K - \mathcal{A}\|_{\text{op}} \xrightarrow{p} 0$ is shown. From nearly identical arguments used to derive (8.63) of [Bosq \(2000\)](#), it can be shown that

$$\|\mathcal{A} \hat{\Pi}_K - \mathcal{A}\|_{\text{op}}^2 \leq \sum_{j=K+1}^{\infty} \|\mathcal{A} \hat{f}_j\|^2 \leq \sum_{j=K+1}^{\infty} \|\mathcal{A} f_j^s\|^2 + 2\|\mathcal{A}\|_{\text{op}}^2 \|\hat{\mathcal{C}}_{xz}^* \hat{\mathcal{C}}_{xz} - \mathcal{C}_{xz}^* \mathcal{C}_{xz}\|_{\text{op}} \sum_{j=1}^K \tau_j, \quad (\text{B.2})$$

where $f_j^s = \text{sgn}\{\langle \hat{f}_j, f_j \rangle\} f_j$. Since \mathcal{A} is Hilbert-Schmidt, $\sum_{j=K+1}^{\infty} \|\mathcal{A} f_j^s\|^2$ converges in probability to zero as T gets larger (note that K diverges almost surely as $T \rightarrow \infty$). In addition,

$$\|\hat{\mathcal{C}}_{xz}^* \hat{\mathcal{C}}_{xz} - \mathcal{C}_{xz}^* \mathcal{C}_{xz}\|_{\text{op}} \leq \|\hat{\mathcal{C}}_{xz}^*\|_{\text{op}} \|\hat{\mathcal{C}}_{xz} - \mathcal{C}_{xz}\|_{\text{op}} + \|\hat{\mathcal{C}}_{xz}^* - \mathcal{C}_{xz}^*\|_{\text{op}} \|\mathcal{C}_{xz}\|_{\text{op}} = O_p(T^{-1/2}), \quad (\text{B.3})$$

which in turn implies that the second term of the right hand side of (B.2) is $o_p(1)$. Combining all these results, we find that $\|\mathcal{A} \hat{\Pi}_K - \mathcal{A}\|_{\text{op}}$ is $o_p(1)$ as desired. \square

Proof of Theorem 2. We first show (i). For some orthonormal bases $\{\hat{\xi}_j\}_{j \geq 1}$ and $\{\xi_j\}_{j \geq 1}$, note that $\hat{\mathcal{C}}_{xz}\hat{\mathcal{C}}_{xz}^*$ and $\mathcal{C}_{xz}\mathcal{C}_{xz}^*$ allow the following representations: $\hat{\mathcal{C}}_{xz}\hat{\mathcal{C}}_{xz}^* = \sum_{j=1}^{\infty} \hat{\lambda}_j^2 \hat{\xi}_j \otimes \hat{\xi}_j$ and $\mathcal{C}_{xz}\mathcal{C}_{xz}^* = \sum_{j=1}^{\infty} \lambda_j^2 \xi_j \otimes \xi_j$. Moreover, the following can be shown: $\hat{\mathcal{C}}_{xz}^* \hat{\xi}_j = \hat{\lambda}_j \hat{f}_j$, $\hat{\mathcal{C}}_{xz} \hat{f}_j = \hat{\lambda}_j \hat{\xi}_j$, $\mathcal{C}_{xz}^* \xi_j = \lambda_j f_j$, and $\mathcal{C}_{xz} f_j = \lambda_j \xi_j$. We first note that $\mathcal{C}_{xz}(\mathcal{C}_{xz}^* \mathcal{C}_{xz})_{\mathbf{K}}^{-1} = \sum_{j=1}^{\mathbf{K}} (\lambda_j^s)^{-1} f_j^s \otimes \xi_j^s$, where $f_j^s = \text{sgn}\{\langle \hat{f}_j, f_j \rangle\} f_j$, $\xi_j^s = \text{sgn}\{\langle \hat{\xi}_j, \xi_j \rangle\} \xi_j$ and $\lambda_j^s = \text{sgn}\{\langle \hat{f}_j, f_j \rangle\} \cdot \text{sgn}\{\langle \hat{\xi}_j, \xi_j \rangle\} \cdot \lambda_j$. Observe that

$$\|\hat{\mathcal{C}}_{xz}(\hat{\mathcal{C}}_{xz}^* \hat{\mathcal{C}}_{xz})_{\mathbf{K}}^{-1} - \mathcal{C}_{xz}(\mathcal{C}_{xz}^* \mathcal{C}_{xz})_{\mathbf{K}}^{-1}\|_{\text{op}} \leq \left\| \sum_{j=1}^{\mathbf{K}} ((\lambda_j^s)^{-1} - \hat{\lambda}_j^{-1}) f_j^s \otimes f_j^s \right\|_{\text{op}} + \left\| \sum_{j=1}^{\mathbf{K}} \hat{\lambda}_j^{-1} (\hat{f}_j \otimes \hat{f}_j - f_j^s \otimes f_j^s) \right\|_{\text{op}}. \quad (\text{B.4})$$

The first term of (B.4) is bounded above by $\sup_{1 \leq j \leq \mathbf{K}} |\hat{\lambda}_j^{-1} - (\lambda_j^s)^{-1}|$, where $|\hat{\lambda}_j^{-1} - (\lambda_j^s)^{-1}| = |(\lambda_j^s - \hat{\lambda}_j) \hat{\lambda}_j^{-1} \lambda_j^{-1}| = |(\lambda_j^2 - \hat{\lambda}_j^2) \hat{\lambda}_j^{-1} \lambda_j^{-1} (\lambda_j^s + \hat{\lambda}_j)^{-1}|$. Since $\sup_{1 \leq j \leq \mathbf{K}} |\hat{\lambda}_j^2 - \lambda_j^2| \leq \|\hat{\mathcal{C}}_{xz}\hat{\mathcal{C}}_{xz}^* - \mathcal{C}_{xz}\mathcal{C}_{xz}^*\|_{\text{op}}$ (Bosq, 2000, Lemma 4.2), we find that

$$\left\| \sum_{j=1}^{\mathbf{K}} ((\lambda_j^s)^{-1} - \hat{\lambda}_j^{-1}) f_j^s \otimes f_j^s \right\|_{\text{op}} \leq \sup_{1 \leq j \leq \mathbf{K}} \frac{|\hat{\lambda}_j^2 - \lambda_j^2|}{|\lambda_j^s| |\hat{\lambda}_j \lambda_j^s + \hat{\lambda}_j^2|} \leq \frac{\|\hat{\mathcal{C}}_{xz}\hat{\mathcal{C}}_{xz}^* - \mathcal{C}_{xz}\mathcal{C}_{xz}^*\|_{\text{op}}}{\sqrt{\alpha} \lambda_{\mathbf{K}}^2}. \quad (\text{B.5})$$

As $\|\hat{f}_j - f_j^s\| \leq \tau_j \|\hat{\mathcal{C}}_{xz}^* \hat{\mathcal{C}}_{xz} - \mathcal{C}_{xz}^* \mathcal{C}_{xz}\|_{\text{op}}$ and $\|\hat{\xi}_j - \xi_j^s\| \leq \tau_j \|\hat{\mathcal{C}}_{xz} \hat{\mathcal{C}}_{xz}^* - \mathcal{C}_{xz} \mathcal{C}_{xz}^*\|_{\text{op}}$ (Bosq, 2000, Lemma 4.3),

$$\begin{aligned} \left\| \sum_{j=1}^{\mathbf{K}} \hat{\lambda}_j^{-1} (\hat{f}_j \otimes \hat{\xi}_j - f_j^s \otimes \xi_j^s) \right\|_{\text{op}} &\leq \alpha^{-1/2} \sum_{j=1}^{\mathbf{K}} (\|\hat{f}_j - f_j^s\| + \|\hat{\xi}_j - \xi_j^s\|) \\ &\leq \alpha^{-1/2} \sum_{j=1}^{\mathbf{K}} \tau_j (\|\hat{\mathcal{C}}_{xz}^* \hat{\mathcal{C}}_{xz} - \mathcal{C}_{xz}^* \mathcal{C}_{xz}\|_{\text{op}} + \|\hat{\mathcal{C}}_{xz} \hat{\mathcal{C}}_{xz}^* - \mathcal{C}_{xz} \mathcal{C}_{xz}^*\|_{\text{op}}). \end{aligned} \quad (\text{B.6})$$

From (B.3), we know that $\|\hat{\mathcal{C}}_{xz}^* \hat{\mathcal{C}}_{xz} - \mathcal{C}_{xz}^* \mathcal{C}_{xz}\|_{\text{op}} = O_p(T^{-1/2})$ and $\|\hat{\mathcal{C}}_{xz} \hat{\mathcal{C}}_{xz}^* - \mathcal{C}_{xz} \mathcal{C}_{xz}^*\|_{\text{op}} = O_p(T^{-1/2})$. Moreover, it can be shown that $\lambda_{\mathbf{K}}^{-2} \leq (\lambda_{\mathbf{K}}^2 - \lambda_{\mathbf{K}+1}^2)^{-1} \leq \tau_{\mathbf{K}} \leq \sum_{j=1}^{\mathbf{K}} \tau_j$, so the terms given in the right hand sides of (B.5) and (B.6) are $o_p(1)$ under our assumptions. We thus deduce from (B.4) that

$$\sqrt{\frac{T}{\theta_{\mathbf{K}}(\zeta)}} (\hat{\mathcal{A}} - \mathcal{A} \hat{\Pi}_{\mathbf{K}}) \zeta = \left(\frac{1}{\sqrt{T \theta_{\mathbf{K}}(\zeta)}} \sum_{t=1}^T z_t \otimes u_t \right) \mathcal{C}_{xz} (\mathcal{C}_{xz}^* \mathcal{C}_{xz})_{\mathbf{K}}^{-1} \zeta + o_p(1).$$

Let $\zeta_t = (\theta_{\mathbf{K}}(\zeta))^{-1/2} [z_t \otimes u_t] \mathcal{C}_{xz} (\mathcal{C}_{xz}^* \mathcal{C}_{xz})_{\mathbf{K}}^{-1} \zeta = (\theta_{\mathbf{K}}(\zeta))^{-1/2} \langle z_t, \mathcal{C}_{xz} (\mathcal{C}_{xz}^* \mathcal{C}_{xz})_{\mathbf{K}}^{-1} \zeta \rangle u_t$. Then, we have

$$\begin{aligned} \mathbb{E}[\zeta_t \otimes \zeta_t] &= (\theta_{\mathbf{K}}(\zeta))^{-1} \mathbb{E}[\langle z_t, \mathcal{C}_{xz} (\mathcal{C}_{xz}^* \mathcal{C}_{xz})_{\mathbf{K}}^{-1} \zeta \rangle^2] \mathcal{C}_{uu} \\ &= (\theta_{\mathbf{K}}(\zeta))^{-1} \langle \mathcal{C}_{xz} (\mathcal{C}_{xz}^* \mathcal{C}_{xz})_{\mathbf{K}}^{-1} \zeta, \mathcal{C}_{xz} \mathcal{C}_{xz} (\mathcal{C}_{xz}^* \mathcal{C}_{xz})_{\mathbf{K}}^{-1} \zeta \rangle \mathcal{C}_{uu} = \mathcal{C}_{uu}, \end{aligned} \quad (\text{B.7})$$

by Assumption 1.(c). Thus, under Assumption 1, $\{\langle \zeta_t, \psi \rangle\}_{t \geq 1}$ is a real-valued martingale difference sequence for any $\psi \in \mathcal{H}$. By the standard central limit theorem for such a sequence, we have

$$\frac{1}{\sqrt{T}} \sum_{t=1}^T \langle \zeta_t, \psi \rangle \xrightarrow{d} N(0, \langle \mathcal{C}_{uu} \psi, \psi \rangle). \quad (\text{B.8})$$

Let $\ddot{\zeta}_T = T^{-1/2} \sum_{t=1}^T \zeta_t$. If we show that there exists an orthonormal basis $\{\ell_j\}_{j \geq 1}$ satisfying

$$\limsup_{n \rightarrow \infty} \limsup_T \mathbb{P} \left(\sum_{j=n+1}^{\infty} \langle \ddot{\zeta}_T, \ell_j \rangle^2 > m \right) = 0 \quad (\text{B.9})$$

for every $m > 0$, then (B.8) implies that $\ddot{\zeta}_T \xrightarrow{d} N(0, \mathcal{C}_{uu})$ (van der Vaart and Wellner, 1996, Theorem 1.8.4). To show this, let $\{\ell_j\}_{j \geq 1}$ be the eigenfunctions of \mathcal{C}_{uu} and define $\mathcal{L}_n = \sum_{j=n+1}^{\infty} \ell_j \otimes \ell_j$. Then,

$$\mathbb{E} \left[\sum_{j=n+1}^{\infty} \langle \ddot{\zeta}_T, \ell_j \rangle^2 \right] \leq \frac{1}{T \theta_K(\zeta)} \sum_{t=1}^T \mathbb{E} \left[\langle z_t, \mathcal{C}_{xz} (\mathcal{C}_{xz}^* \mathcal{C}_{xz})^{-1} \zeta \rangle^2 \|\mathcal{L}_n u_t\|^2 \right] = \sum_{j=n+1}^{\infty} \langle \mathcal{C}_{uu} \ell_j, \ell_j \rangle^2, \quad (\text{B.10})$$

where the equality follows from that $\{u_t\}_{t \geq 1}$ is a martingale difference sequence (with respect to \mathfrak{F}_{t-1}). Since \mathcal{C}_{uu} is Hilbert-Schmidt, the right hand side of (B.10) converges to zero as $n \rightarrow \infty$. Combining this result with Markov's inequality, we find that for any $m > 0$, $\mathbb{P} \left(\sum_{j=n+1}^{\infty} \langle \ddot{\zeta}_T, \ell_j \rangle^2 > m \right) \leq m^{-1} \sum_{j=n+1}^{\infty} \langle \mathcal{C}_{uu} \ell_j, \ell_j \rangle^2$, from which (B.9) immediately follows. Thus, the desired result is obtained.

(ii) follows from that $\|\hat{\mathcal{C}}_{zz} - \mathcal{C}_{zz}\|_{\text{op}}$ and $\|\hat{\mathcal{C}}_{xz} (\hat{\mathcal{C}}_{xz}^* \hat{\mathcal{C}}_{xz})^{-1} - \mathcal{C}_{xz} (\mathcal{C}_{xz}^* \mathcal{C}_{xz})^{-1}\|_{\text{op}}$ are all $o_p(1)$. \square

Proof of Theorem 3. Since $\|\hat{\mathcal{C}}_{uz}\|_{\text{op}} = O_p(T^{-1/2})$, we find that

$$\|\tilde{\mathcal{A}} - \mathcal{A} \tilde{\Pi}_{K_2}\|_{\text{op}} \leq \|\hat{\mathcal{C}}_{uz}^*\|_{\text{op}} \|(\hat{\mathcal{C}}_{zz})_{K_1}^{-1/2}\|_{\text{op}} \|(\hat{\mathcal{C}}_{zz})_{K_1}^{-1/2} \hat{\mathcal{C}}_{xz} \hat{\mathcal{Q}}_{K_2}^{-1}\|_{\text{op}} \leq O_p(\alpha^{-1/2} T^{-1/2}). \quad (\text{B.11})$$

Thus, $\|\tilde{\mathcal{A}} - \mathcal{A} \tilde{\Pi}_{K_2}\|_{\text{op}} = o_p(1)$, and hence it suffices to show that $\|\mathcal{A} \tilde{\Pi}_{K_2} - \mathcal{A}\|_{\text{op}}^2 = o_p(1)$. Note that

$$\|\mathcal{A} \tilde{\Pi}_{K_2} - \mathcal{A}\|_{\text{op}}^2 \leq \sum_{j=K_2+1}^{\infty} \|\mathcal{A} h_j^s\|^2 + |\mathcal{R}|, \quad (\text{B.12})$$

where $h_j^s = \text{sgn}\{\langle \hat{h}_j, h_j \rangle\} h_j$ and $\mathcal{R} = \sum_{j=K_2+1}^{\infty} (\|\mathcal{A} \hat{h}_j\|^2 - \|\mathcal{A} h_j^s\|^2)$. Since \mathcal{A} is Hilbert-Schmidt, the first term of (B.12) is $o_p(1)$. It thus only remains to verify that $|\mathcal{R}| = o_p(1)$. To show this, we first deduce the following inequality from similar arguments used to derive the equation between (8.62) and (8.63) of Bosq (2000):

$$|\mathcal{R}| \leq 2 \|\mathcal{A}\|_{\text{op}}^2 \sum_{j=1}^{K_2} \|\hat{h}_j - h_j^s\|. \quad (\text{B.13})$$

We find that $\mathcal{Q}_{K_2} \hat{h}_j - \nu_j \hat{h}_j = (\mathcal{Q}_{K_2} - \hat{\mathcal{Q}}_{K_2}) \hat{h}_j + (\hat{\nu}_j - \nu_j) \hat{h}_j$, and hence, by Lemma 4.2 of Bosq (2000),

$$\|\mathcal{Q}_{K_2} \hat{h}_j - \nu_j \hat{h}_j\| \leq 2 \|\hat{\mathcal{Q}}_{K_2} - \mathcal{Q}_{K_2}\|_{\text{op}}. \quad (\text{B.14})$$

Moreover, it can be shown from similar arguments used in the proof of Lemma 4.3 of Bosq (2000) that $\|\hat{h}_j - h_j^s\| \leq \frac{\tau_{2,j}}{2} \|\mathcal{Q}_{K_2} \hat{h}_j - \nu_j \hat{h}_j\|$, which, combined with (B.14), implies that

$$\|\hat{h}_j - h_j^s\| \leq \tau_{2,j} \|\mathcal{Q}_{K_2} - \hat{\mathcal{Q}}_{K_2}\|_{\text{op}}. \quad (\text{B.15})$$

We then deduce from (B.13) and (B.15) that

$$|\mathcal{R}| \leq O_p \left(\sum_{j=1}^{K_2} \tau_{2,j} \right) \|\mathcal{Q}_{K_2} - \hat{\mathcal{Q}}_{K_2}\|_{\text{op}}. \quad (\text{B.16})$$

Now let $\Pi_{K_1} = \sum_{j=1}^{K_1} g_j \otimes g_j$. Then the following can be shown:

$$\|\hat{\mathcal{Q}}_{K_2} - \mathcal{Q}_{K_2}\|_{\text{op}} \leq \|\mathcal{B}\hat{\Pi}_{K_1}\hat{\mathcal{C}}_{zz}\hat{\Pi}_{K_1}\mathcal{B}^* - \mathcal{B}\Pi_{K_1}\mathcal{C}_{zz}\Pi_{K_1}\mathcal{B}^*\|_{\text{op}} + \|\mathcal{S}\|_{\text{op}}, \quad (\text{B.17})$$

where $\mathcal{S} = \hat{\mathcal{C}}_{vz}^* \hat{\Pi}_{K_1} \mathcal{B}^* + \mathcal{B} \hat{\Pi}_{K_1} \hat{\mathcal{C}}_{vz} + \hat{\mathcal{C}}_{vz}^* (\hat{\mathcal{C}}_{zz})_{K_1}^{-1} \hat{\mathcal{C}}_{vz}$. We then find that

$$\begin{aligned} & \|\mathcal{B}\hat{\Pi}_{K_1}\hat{\mathcal{C}}_{zz}\hat{\Pi}_{K_1}\mathcal{B}^* - \mathcal{B}\Pi_{K_1}\mathcal{C}_{zz}\Pi_{K_1}\mathcal{B}^*\|_{\text{op}} \\ & \leq \|\mathcal{B}\|_{\text{op}}^2 \sum_{j=1}^{K_1} (\hat{\mu}_j - \mu_j) \hat{g}_j \otimes \hat{g}_j \|_{\text{op}} + 2\|\mathcal{B}\|_{\text{op}}^2 \sum_{j=1}^{K_1} \mu_j \|\hat{g}_j - g_j^s\| \\ & \leq \|\mathcal{B}\|_{\text{op}}^2 (\|\hat{\mathcal{C}}_{zz} - \mathcal{C}_{zz}\|_{\text{op}} + 2 \sum_{j=1}^{K_1} \mu_j \tau_{1,j} \|\hat{\mathcal{C}}_{zz} - \mathcal{C}_{zz}\|_{\text{op}}) \leq O_p \left(\sum_{j=1}^{K_1} \mu_j \tau_{1,j} \right) \|\hat{\mathcal{C}}_{zz} - \mathcal{C}_{zz}\|_{\text{op}}, \end{aligned} \quad (\text{B.18})$$

where $g_j^s = \text{sgn}\{\langle \hat{g}_j, g_j \rangle\} g_j$. From (B.16), (B.17) and (B.18), the following is established,

$$|\mathcal{R}| \leq \left\{ O_p \left(\sum_{j=1}^{K_1} \mu_j \tau_{1,j} \right) \|\hat{\mathcal{C}}_{zz} - \mathcal{C}_{zz}\|_{\text{op}} + \|\mathcal{S}\|_{\text{op}} \right\} O_p \left(\sum_{j=1}^{K_2} \tau_{2,j} \right). \quad (\text{B.19})$$

Since $\|\hat{\mathcal{C}}_{vz}\|_{\text{op}} = O_p(T^{-1/2})$, $\|\hat{\Pi}_{K_1}\|_{\text{op}} \leq 1$ and $\|(\hat{\mathcal{C}}_{zz})_{K_1}^{-1}\|_{\text{op}} \leq \alpha^{-1/2}$, we have

$$\|\mathcal{S}\|_{\text{op}} \leq O_p(T^{-1/2}) + O_p(\alpha^{-1/2} T^{-1}). \quad (\text{B.20})$$

Note also that $\|\hat{\mathcal{C}}_{zz} - \mathcal{C}_{zz}\|_{\text{op}} = O_p(T^{-1/2})$ and $\sum_{j=1}^{K_2} \tau_{2,j} \leq O_p((\sum_{j=1}^{K_1} \mu_j \tau_{1,j})(\sum_{j=1}^{K_2} \tau_{2,j})) = o_p(T^{1/2})$, where the latter inequality follows from that $\mu_1^{-1} \tau_{1,1}^{-1} (\sum_{j=1}^{K_1} \mu_j \tau_{1,j}) \geq 1$. Since $\alpha T \rightarrow \infty$, it may be easily deduced that $|\mathcal{R}| = o_p(1)$ as desired. \square

Proof of Theorem 4. We first show (i). Note that

$$\|(\hat{\mathcal{C}}_{zz})_{K_1}^{-1} - (\mathcal{C}_{zz})_{K_1}^{-1}\|_{\text{op}} \leq \left\| \sum_{j=1}^{K_1} (\mu_j^{-1} - \hat{\mu}_j^{-1}) g_j \otimes g_j \right\|_{\text{op}} + \left\| \sum_{j=1}^{K_1} \hat{\mu}_j^{-1} (\hat{g}_j \otimes \hat{g}_j - g_j \otimes g_j) \right\|_{\text{op}}. \quad (\text{B.21})$$

We then find that

$$\left\| \sum_{j=1}^{K_1} (\mu_j^{-1} - \hat{\mu}_j^{-1}) g_j \otimes g_j \right\|_{\text{op}} \leq \sup_{1 \leq j \leq K_1} |\hat{\mu}_j^{-1} - \mu_j^{-1}| = \sup_{1 \leq j \leq K_1} \left| \frac{\hat{\mu}_j - \mu_j}{\mu_j \hat{\mu}_j} \right| \leq \alpha^{-1/2} \mu_{K_1}^{-1} \|\hat{\mathcal{C}}_{zz} - \mathcal{C}_{zz}\|_{\text{op}} \quad (\text{B.22})$$

and

$$\left\| \sum_{j=1}^{K_1} \hat{\mu}_j^{-1} (\hat{g}_j \otimes \hat{g}_j - g_j \otimes g_j) \right\|_{\text{op}} \leq 2\alpha^{-1/2} \sum_{j=1}^{K_1} \|\hat{g}_j - g_j^s\| \leq 2\alpha^{-1/2} \|\hat{\mathcal{C}}_{zz} - \mathcal{C}_{zz}\|_{\text{op}} \sum_{j=1}^{K_1} \tau_{1,j}, \quad (\text{B.23})$$

where $g_j^s = \text{sgn}\{\langle \hat{g}_j, g_j \rangle\} g_j$. Since $\mu_{K_1}^{-1} \leq \sum_{j=1}^{K_1} \tau_{1,j} = o_p(\alpha^{1/2} T^{1/2})$ and $\|\hat{\mathcal{C}}_{zz} - \mathcal{C}_{zz}\|_{\text{op}} = O_p(T^{-1/2})$, the right hand sides of (B.22) and (B.23) are $o_p(1)$, and hence $\|(\hat{\mathcal{C}}_{zz})_{K_1}^{-1} - (\mathcal{C}_{zz})_{K_1}^{-1}\|_{\text{op}} = o_p(1)$. In addition, as in (B.21), we find that

$$\|\hat{\mathcal{Q}}_{K_2}^{-1} - \mathcal{Q}_{K_2}^{-1}\|_{\text{op}} \leq \left\| \sum_{j=1}^{K_2} (\nu_j^{-1} - \hat{\nu}_j^{-1}) h_j \otimes h_j \right\|_{\text{op}} + \left\| \sum_{j=1}^{K_2} \hat{\nu}_j^{-1} (\hat{h}_j \otimes \hat{h}_j - h_j \otimes h_j) \right\|_{\text{op}}. \quad (\text{B.24})$$

Let $\mathcal{S} = \hat{\mathcal{C}}_{vz}^* \hat{\Pi}_{K_1} B^* + \mathcal{B} \hat{\Pi}_{K_1} \hat{\mathcal{C}}_{vz} + \hat{\mathcal{C}}_{vz}^* (\hat{\mathcal{C}}_{zz})_{K_1}^{-1} \hat{\mathcal{C}}_{vz}$. We then deduce from our proof of Theorem 3 that

$$\|\hat{\mathcal{Q}}_{K_2} - \mathcal{Q}_{K_2}\|_{\text{op}} \leq O_p \left(\sum_{j=1}^{K_1} \mu_j \tau_{1,j} \right) \|\hat{\mathcal{C}}_{zz} - \mathcal{C}_{zz}\|_{\text{op}} + \|\mathcal{S}\|_{\text{op}}. \quad (\text{B.25})$$

As in (B.22), it can be shown that $\left\| \sum_{j=1}^{K_2} (\nu_j^{-1} - \hat{\nu}_j^{-1}) h_j \otimes h_j \right\|_{\text{op}} \leq \alpha^{-1/2} \nu_{K_2}^{-1} \|\hat{\mathcal{Q}}_{K_2} - \mathcal{Q}_{K_2}\|_{\text{op}}$, hence

$$\left\| \sum_{j=1}^{K_2} (\nu_j^{-1} - \hat{\nu}_j^{-1}) h_j \otimes h_j \right\|_{\text{op}} \leq \alpha^{-1/2} \nu_{K_2}^{-1} \left(O_p \left(\sum_{j=1}^{K_1} \mu_j \tau_{1,j} \right) \|\hat{\mathcal{C}}_{zz} - \mathcal{C}_{zz}\|_{\text{op}} + \|\mathcal{S}\|_{\text{op}} \right). \quad (\text{B.26})$$

We also deduce the following from (B.15), (B.23) and (B.25):

$$\left\| \sum_{j=1}^{K_2} \hat{\nu}_j^{-1} (\hat{h}_j \otimes \hat{h}_j - h_j \otimes h_j) \right\|_{\text{op}} \leq 2\alpha^{-1/2} \sum_{j=1}^{K_2} \tau_{2,j} \left(O_p \left(\sum_{j=1}^{K_1} \mu_j \tau_{1,j} \right) \|\hat{\mathcal{C}}_{zz} - \mathcal{C}_{zz}\|_{\text{op}} + \|\mathcal{S}\|_{\text{op}} \right). \quad (\text{B.27})$$

We find that $\nu_{K_2}^{-1} \leq \sum_{j=1}^{K_2} \tau_{2,j} \leq O_p((\sum_{j=1}^{K_1} \mu_j \tau_{1,j})(\sum_{j=1}^{K_2} \tau_{2,j})) = o_p(\alpha^{1/2} T^{1/2})$, which follows from that $\mu_1^{-1} \tau_{1,1}^{-1} (\sum_{j=1}^{K_1} \mu_j \tau_{1,j}) \geq 1$. Moreover, note that

$$\sum_{j=1}^{K_1} \mu_j \tau_{1,j} \leq \nu_1 \nu_{K_2}^{-1} \sum_{j=1}^{K_1} \mu_j \tau_{1,j} \leq \nu_1 \left(\sum_{j=1}^{K_1} \mu_j \tau_{1,j} \right) \left(\sum_{j=1}^{K_2} \tau_{2,j} \right) = o_p(\alpha^{1/2} T^{1/2}). \quad (\text{B.28})$$

From (B.20) and the fact that $\|\hat{\mathcal{C}}_{zz} - \mathcal{C}_{zz}\|_{\text{op}} = O_p(T^{-1/2})$, we may deduce that the right hand sides of (B.26) and (B.27) are all $o_p(1)$, and thus $\|\hat{\mathcal{Q}}_{K_2}^{-1} - \mathcal{Q}_{K_2}^{-1}\|_{\text{op}} = o_p(1)$ by (B.24). We thus know that

$$\sqrt{T}(\tilde{\mathcal{A}} - \mathcal{A} \tilde{\Pi}_{K_2}) \zeta = \left(\frac{1}{\sqrt{T}} \sum_{t=1}^T z_t \otimes u_t \right) (\mathcal{C}_{zz})_{K_1}^{-1} \mathcal{C}_{zz} \mathcal{Q}_{K_2}^{-1} \zeta + o_p(1). \quad (\text{B.29})$$

Define $\zeta_t = (\phi_{K_2}(\zeta))^{-1/2} [z_t \otimes u_t] (\mathcal{C}_{zz})_{K_1}^{-1} \mathcal{C}_{zz} \mathcal{Q}_{K_2}^{-1} \zeta$ and let $\ddot{\zeta}_T = T^{-1/2} \sum_{t=1}^T \zeta_t$. Then from nearly identical arguments used to derive (B.7), (B.8) and (B.9), we find that, for any $\psi \in \mathcal{H}$ and $m > 0$, $T^{-1/2} \sum_{t=1}^T \langle \zeta_t, \zeta_1 \rangle \xrightarrow{d} N(0, \langle \mathcal{C}_{uu} \psi, \psi \rangle)$ and $\limsup_{n \rightarrow \infty} \limsup_T \mathbb{P}(\sum_{j=n+1}^{\infty} \langle \ddot{\zeta}_T, \ell_j \rangle^2 > m) = 0$, where $\{\ell_j\}_{j \geq 1}$ denote the eigenfunctions of \mathcal{C}_{uu} . Hence (i) is established.

Provided that $\|\hat{\mathcal{Q}}_{K_2}^{-1} - \mathcal{Q}_{K_2}^{-1}\|_{\text{op}} = o_p(1)$, (ii) is immediately deduced. \square

Proof of Theorem 5. For notational convenience, let $c_\psi = \langle \mathcal{C}_{uu} \psi, \psi \rangle^{1/2}$. To show (i), first note that

$$\sqrt{T} \hat{\mathcal{C}}_{yz} \psi = \sqrt{T} \hat{\mathcal{C}}_{xz} \mathcal{A}^* \psi + \sqrt{T} \hat{\mathcal{C}}_{uz} \psi. \quad (\text{B.30})$$

Under H_0 , the first term in (B.30) is equal to zero, and thus $\sqrt{T}\hat{\mathcal{C}}_{yz}\psi = T^{-1/2} \sum_{t=1}^T c_\psi \psi_t$, where $\psi_t = c_\psi^{-1} \langle u_t, \psi \rangle z_t$. Then, note that $\mathbb{E}[\psi_t] = 0$, $\mathbb{E}[\psi_t \otimes \psi_t] = \mathcal{C}_{zz}$ and $\{\langle \psi_t, \zeta \rangle\}_{t \geq 1}$ is a real-valued martingale difference sequence for any $\zeta \in \mathcal{H}$. Thus, by applying nearly identical arguments that are used to show (B.8) and (B.9), it can be shown that, for any $\zeta \in \mathcal{H}$ and $m > 0$, $T^{-1/2} \sum_{t=1}^T \langle \psi_t, \zeta \rangle \xrightarrow{d} N(0, \langle \mathcal{C}_{zz} \zeta, \zeta \rangle)$ and $\limsup_{n \rightarrow \infty} \limsup_T \mathbb{P}(\sum_{j=n+1}^\infty \langle T^{-1/2} \sum_{t=1}^T \psi_t, g_j \rangle^2 > m) = 0$ since \mathcal{C}_{zz} is Hilbert-Schmidt. Therefore, $T^{-1/2} \sum_{t=1}^T \psi_t \xrightarrow{d} N(0, \mathcal{C}_{zz})$, and we note that $N(0, \mathcal{C}_{zz}) \stackrel{d}{=} \sum_{j=1}^\infty \sqrt{\mu_j} \varkappa_j g_j$, where $\varkappa_j \sim_{\text{iid}} N(0, 1)$ across j . The rest of the proof follows from the consistency of \hat{c}_ψ (Corollaries 1 and 2), continuous mapping theorem, and orthonormality of $\{g_j\}_{j \geq 1}$.

Under H_1 , the first term in (B.30) is not equal to zero, and, by combining the results given above, we find that $\|\sqrt{T}\hat{\mathcal{C}}_{yz}\psi\|^2 = T\|\mathcal{C}_{xz}\mathcal{A}^*\psi\|^2 + O_p(1)$ holds in this case. Since $\ker \mathcal{C}_{xz} = \{0\}$ under either of Assumptions 1 or 2, we find that $\|\mathcal{C}_{xz}\mathcal{A}^*\psi\|^2 > 0$ under H_1 , and therefore $\mathcal{J} \xrightarrow{p} \infty$.

To show (ii), note that $|\sum_{j=1}^\infty \mu_j \varkappa_j^2 - \sum_{j=1}^D \hat{\mu}_j \varkappa_j^2| \leq \sum_{j=1}^D |\mu_j - \hat{\mu}_j| \varkappa_j^2 + \sum_{j=D+1}^\infty \mu_j \varkappa_j^2$. The first term in the right hand side is bounded above by $\sup_{j \geq 1} |\mu_j - \hat{\mu}_j| \sum_{j=1}^D \varkappa_j^2$, where $D^{-1} \sum_{j=1}^D \varkappa_j^2 = O_p(1)$ by Markov's inequality, and $\sup_{j \geq 1} |\mu_j - \hat{\mu}_j| \leq \|\hat{\mathcal{C}}_{zz} - \mathcal{C}_{zz}\|_{\text{op}} \leq O_p(T^{-1/2})$ under Assumption 1.(g) and Lemma 4.2 in Bosq (2000). Since \mathcal{C}_{zz} is nonnegative, we also have $\mathbb{E}[\sum_{j=D+1}^\infty \mu_j \varkappa_j^2] \leq \sum_{j=D+1}^\infty \mu_j \rightarrow 0$ as $D \rightarrow \infty$, which implies that $\sum_{j=D+1}^\infty \mu_j \varkappa_j^2$ is $o_p(1)$. Since $D \rightarrow \infty$ and $D/\sqrt{T} \rightarrow 0$ as $T \rightarrow \infty$, we find that $|\sum_{j=1}^\infty \mu_j \varkappa_j^2 - \sum_{j=1}^D \hat{\mu}_j \varkappa_j^2| = o_p(1)$, as desired. \square

Appendix C: Strong consistency results

C.1 Strong consistency of the FIVE

We first review some essential mathematics to establish the strong consistency of our estimators. The space of Hilbert-Schmidt operators, denoted $\mathcal{S}_{\mathcal{H}}$, is a separable Hilbert space with respect to the inner product given by $\langle \mathcal{T}_1, \mathcal{T}_2 \rangle_{\mathcal{S}_{\mathcal{H}}} = \sum_{j,k \geq 1} \langle \mathcal{T}_1 \zeta_{1j}, \zeta_{2k} \rangle \langle \mathcal{T}_2 \zeta_{1j}, \zeta_{2k} \rangle$ for two arbitrary orthonormal bases $\{\zeta_{1j}\}_{j \geq 1}$ and $\{\zeta_{2j}\}_{j \geq 1}$ of \mathcal{H} ; this inner product does not depend on the choice of orthonormal bases (Bosq, 2000, Chapter 1). We then note that $\{x_t \otimes z_t - \mathcal{C}_{xz}\}_{t \geq 1}$ is zero-mean stationary and geometrically strongly mixing in $\mathcal{S}_{\mathcal{H}}$, and, in the sequel, employ the following additional assumption: below, $\{\Lambda_j\}_{j \geq 1}$ is the sequence of eigenvalues of the covariance operator of $d_t = x_t \otimes z_t - \mathcal{C}_{xz}$.

Assumption 3. (a) $\sup_{t \geq 1} \|x_t\| \leq m_x$, $\sup_{t \geq 1} \|z_t\| \leq m_z$, and $\sup_{t \geq 1} \|u_t\| \leq m_u$ a.s., (b) $\Lambda_j \leq ab^j$ for some $a > 0$ and $0 < b < 1$.

As shown by Corollaries 2.4 and 4.2 of Bosq (2000), Assumption 3 combined with Assumption 1.(b) helps us obtain the stochastic order of $\|\hat{\mathcal{C}}_{xz} - \mathcal{C}_{xz}\|_{\text{op}}$, which is given as follows:

Lemma 2. Under Assumptions 1.(b) and 3, the following holds almost surely:

$$\|\hat{\mathcal{C}}_{xz} - \mathcal{C}_{xz}\|_{\text{op}} = O(T^{-1/2} \log^{3/2} T).$$

We omit the proof of Lemma 2 since it is a direct consequence of Theorem 2.12 and Corollary 2.4 of Bosq (2000), and the fact that $\sup_{t \geq 1} \|d_t\| \leq m_d$ holds for some $m_d > 0$ under the employed assumptions. Based upon this result, we can establish the strong consistency of the FIVE as follows:

Theorem 1 (continued). *If Assumption 3 is additionally satisfied, $\sum_{j=1}^K \tau_j = o(T^{1/2} \log^{-3/2} T)$ a.s., and $\alpha T \log^{-1} T \rightarrow \infty$, then $\|\hat{\mathcal{A}} - \mathcal{A}\|_{\text{op}} \xrightarrow{\text{a.s.}} 0$ also holds.*

Proof. It can be easily shown from our proof of Theorem 1 that $\|\hat{\mathcal{A}} - \mathcal{A}\hat{\Pi}_K\|_{\text{op}} \leq \alpha^{-1/2} \|T^{-1} \sum_{t=1}^T z_t \otimes u_t\|_{\text{op}}$ holds a.s. Under Assumptions 1 and 3, the sequence of $z_t \otimes u_t$ is a martingale difference, and $\|z_t \otimes u_t\|_{\text{HS}}$ and $\mathbb{E}\|z_t \otimes u_t\|_{\text{HS}}^2$ are uniformly bounded, and we thus know from Theorem 2.14 of Bosq (2000) that $\|T^{-1} \sum_{t=1}^T z_t \otimes u_t\|_{\text{op}} = O(T^{-1/2} \log^{1/2} T)$, a.s. This implies that $\|\hat{\mathcal{A}} - \mathcal{A}\hat{\Pi}_K\|_{\text{op}} = O(\alpha^{-1/2} T^{-1/2} \log^{1/2} T)$ a.s. Moreover, we note that $\|\mathcal{A}\hat{\Pi}_K - \mathcal{A}\|_{\text{op}}^2$ is bounded above by the term given in the right hand side of (B.2), and deduce from Lemma 2 that $\|\hat{\mathcal{C}}_{xz}^* \hat{\mathcal{C}}_{xz} - \mathcal{C}_{xz}^* \mathcal{C}_{xz}\|_{\text{op}} = O(T^{-1/2} \log^{3/2} T)$ a.s. These results imply that $\|\mathcal{A}\hat{\Pi}_K - \mathcal{A}\|_{\text{op}}^2 = o(1)$ a.s. \square

C.2 Strong consistency of the F2SLSE

As in the case of the FIVE, we need some additional assumptions: below, as we did for the sequence of d_t in Section C.1, we let $\{M_j\}_{j \geq 1}$ be the sequence of eigenvalues of the covariance of $z_t \otimes z_t - \mathcal{C}_{zz}$.

Assumption 4. (a) $\sup_{t \geq 1} \|x_t\| \leq m_x$, $\sup_{t \geq 1} \|z_t\| \leq m_z$, and $\sup_{t \geq 1} \|u_t\| \leq m_u$ a.s., (b) $M_j^\dagger \leq ab^j$ for some $a > 0$ and $0 < b < 1$, (c) the sequence of v_t is a martingale difference with respect to $\mathcal{G}_t = \sigma(\{z_s\}_{s \leq t+1}, \{v_s\}_{s \leq t})$.

We may establish the following preliminary results:

Lemma 3. *Under (4.5) and Assumptions 1.(b) and 4, the following hold almost surely:*

$$\|\hat{\mathcal{C}}_{zz} - \mathcal{C}_{zz}\|_{\text{op}} = O(T^{-1/2} \log^{3/2} T) \quad \text{and} \quad \|\hat{\mathcal{C}}_{vz}\|_{\text{op}} = O(T^{-1/2} \log^{1/2} T).$$

Proof. The first result follows from Theorem 2.12 and Corollary 2.4 of Bosq (2000). We then note that under (4.5) and Assumption 4, $\sup_{t \geq 1} \|v_t\| \leq \sup_{t \geq 1} \|x_t\| + \|\mathcal{B}\|_{\text{op}} \sup_{t \geq 1} \|z_t\| < \infty$, and apply Theorem 2.14 of Bosq (2000) to find that $\|\hat{\mathcal{C}}_{zv}\|_{\text{op}} = O(T^{-1/2} \log^{1/2} T)$ a.s. \square

In our proof of the strong consistency of the F2SLSE, what we want to have by employing Assumption 4.(c) is the asymptotic order of $\|\hat{\mathcal{C}}_{vz}\|_{\text{op}}$ given in Lemma 3; in fact, our proof does not require any change once the following weaker condition holds:

$$\|\hat{\mathcal{C}}_{vz}\|_{\text{op}} = O(T^{-1/2} \log T), \quad \text{a.s.} \quad (\text{C.1})$$

Hence, in the sequel, (C.1) may replace Assumption 4.(c). We now establish the strong consistency.

Theorem 3 (continued). *If Assumption 4 is additionally satisfied, $(\sum_{j=1}^{K_1} \mu_j \tau_{1,j})(\sum_{j=1}^{K_2} \tau_{2,j}) = o(T^{1/2} \log^{-3/2} T)$ a.s., and $\alpha T \log^{-1} T \rightarrow \infty$, then $\|\tilde{\mathcal{A}} - \mathcal{A}\|_{\text{op}} \xrightarrow{\text{a.s.}} 0$ also holds.*

Proof. From (B.11), we know that $\|\tilde{\mathcal{A}} - \mathcal{A}\tilde{\Pi}_{K_2}\|_{\text{op}} \leq \alpha^{-1/2} \|T^{-1} \sum_{t=1}^T z_t \otimes u_t\|_{\text{op}}$. Moreover, $\{z_t \otimes u_t\}_{t \geq 1}$ is a martingale difference sequence satisfying that $\sup_t \|z_t \otimes u_t\|_{\text{HS}} < \infty$ a.s and $\sup_t \mathbb{E}\|z_t \otimes u_t\|_{\text{HS}}^2 < \infty$. We therefore deduce from Theorem 2.14 of Bosq (2000) that $\|\tilde{\mathcal{A}} - \mathcal{A}\tilde{\Pi}_{K_2}\|_{\text{op}} = O(\alpha^{-1/2} T^{-1/2} \log^{1/2} T)$ a.s., and hence, $\|\tilde{\mathcal{A}} - \mathcal{A}\tilde{\Pi}_{K_2}\|_{\text{op}} = o(1)$ a.s. Note also that $\|\mathcal{A}\tilde{\Pi}_{K_2} - \mathcal{A}\|_{\text{op}}^2 \leq \sum_{j=K_2+1}^\infty \|\mathcal{A}h_j^s\|^2 + |\mathcal{R}|$, where h_j^s and \mathcal{R} are defined as in our proof of Theorem 3. Since \mathcal{A} is a

Hilbert-Schmidt operator, we have $\sum_{j=K_2+1}^{\infty} \|\mathcal{A}h_j^s\|^2 = o(1)$ a.s. It thus only remains to show that $|\mathcal{R}| = o(1)$ a.s. We know from Lemma 3 that $\|\hat{\mathcal{C}}_{zz} - \mathcal{C}_{zz}\|_{\text{op}} = O(T^{-1/2} \log^{3/2} T)$ a.s., and hence

$$O\left(\sum_{j=1}^{K_1} \mu_j \tau_{1,j}\right) \sum_{j=1}^{K_2} \tau_{2,j} \|\hat{\mathcal{C}}_{zz} - \mathcal{C}_{zz}\|_{\text{op}} = o(1), \quad a.s. \quad (\text{C.2})$$

As shown in Lemma 3, we have $\|\hat{\mathcal{C}}_{zv}\|_{\text{op}} = O(T^{-1/2} \log^{1/2} T)$, a.s., and also find that

$$\|\mathcal{S}\|_{\text{op}} \sum_{j=1}^{K_2} \tau_{2,j} \leq (O(T^{-1/2} \log^{1/2} T) + O(\alpha^{-1/2} T^{-1} \log T)) \sum_{j=1}^{K_2} \tau_{2,j} \quad (\text{C.3})$$

$$= o(\log^{-1} T) + o(\alpha^{-1/2} T^{-1/2} \log^{-1/2} T) = o(1), \quad a.s. \quad (\text{C.4})$$

by the definition of \mathcal{S} . From (B.19), (C.2), and (C.4), it immediately follows that $|\mathcal{R}| = o(1)$ a.s. \square

Appendix D: Supplement to the simulation results

D.1 Local likelihood density estimation

In Section 6.2, we compute the local likelihood estimate of $\log p_t^\circ$ using random samples $\{s_{i,t}\}_{i=1}^n$ drawn from the distribution p_t° . Consider the following log-likelihood:

$$l(\{s_{i,t}\}_{i=1}^n) = \sum_{i=1}^n \log p_t(s_{i,t}) - n \left(\int p_t(v) dv - 1 \right). \quad (\text{D.1})$$

Under some local smoothness assumptions (Loader, 1996), we can obtain a localized version of (D.1) by approximating $\log p_t(s)$ using polynomial functions, as follows.

$$l(\{s_{i,t}\}_{i=1}^n)(s) = \sum_{i=1}^n w\left(\frac{s_{i,t} - s}{h_s}\right) H(s_{i,t} - s; \beta_t) - n \int w\left(\frac{v - s}{h_s}\right) \exp(H(v - s; \beta_t)) dv, \quad (\text{D.2})$$

where $w(\cdot)$ is a suitable weight function, h_s is a bandwidth, and $H(v; \beta_t)$ is polynomial in v with coefficients β_t , i.e., $H(v; \beta_t) = \sum_{j=0}^q \beta_{j,t} v^j$ for some nonnegative integer q . For a fixed $s \in [0, 1]$, let $\hat{\beta}_t$ be the maximizer of (D.2), then the local likelihood log-density estimate is given by $\widehat{\log p_t}(s) = \hat{\beta}_{0,t}$. By repeating this procedure for a fine grid of points and interpolating the results as described by Loader (2006, Chapter 12), we can obtain $\widehat{\log p_t}$. In our simulation experiment in Section 6.2, $w(\cdot)$ is set to the tricube kernel that is used in many examples given by Loader (2006), $q = 1$, and h_s is set to the nearest neighbor bandwidth covering 33.3% of observations (Loader, 2006, Section 2.2.1).

Appendix E: Additional Tables

References

Autor, D. H. and D. Dorn (2013). The growth of low-skill service jobs and the polarization of the US labor market. *American economic review* 103(5), 1553–1597.

Table 5: Simulation results ($a_1, a_2 \geq 0.6$)

		Spase Design				Exponential Design			
n		100		150		100		150	
T		200	500	200	500	200	500	200	500
Loader's	FIVE	0.271	0.164	0.235	0.157	0.372	0.194	0.303	0.174
	F2SLSE	0.261	0.164	0.214	0.157	0.408	0.196	0.293	0.175
	RIVE	0.309	0.191	0.288	0.186	0.382	0.226	0.333	0.206
	FLSE	0.362	0.227	0.274	0.183	0.540	0.367	0.396	0.282
Silverman's	FIVE	0.351	0.233	0.285	0.198	0.430	0.245	0.352	0.208
	F2SLSE	0.327	0.240	0.252	0.201	0.403	0.251	0.300	0.211
	RIVE	0.363	0.254	0.322	0.225	0.405	0.271	0.356	0.241
	FLSE	0.448	0.397	0.322	0.283	0.536	0.486	0.397	0.352

Notes: Based on 2,000 replications. Each cell reports the empirical mean squared error (MSE) of each estimator.

Table 6: Occupations with the lowest and highest communication skill intensity in 2000 (denoted s)

<i>Four occupations with the lowest s</i>	s
Pressing machine operators (clothing)	0.0010
Construction Trades	0.0035
Machine operators	0.0235
Garbage and recyclable material collectors	0.0242
<i>Four occupations with the highest s</i>	s
Chief executives and public administrators	0.9926
Operations and systems researchers and analysts	0.9954
Management Analysts	0.9985
Economists, market researchers, and survey researchers	1.0000

Baker, C. R. (1973). Joint measures and cross-covariance operators. *Transactions of the American Mathematical Society* 186, 273–289.

Bekker, P. A. (1994). Alternative approximations to the distributions of instrumental variable estimators. *Econometrica* 62(3), 657–681.

Benatia, D., M. Carrasco, and J.-P. Florens (2017). Functional linear regression with functional response. *Journal of Econometrics* 201(2), 269–291.

Borjas, G. J. (1987). Self-selection and the earnings of immigrants. *The American economic review* 77(4), 531–553.

Borjas, G. J., J. Grogger, and G. H. Hanson (2011). Substitution between immigrants, natives, and skill groups. Working Paper 17461, National Bureau of Economic Research.

Bosq, D. (2000). *Linear Processes in Function Spaces*. Springer New York.

Card, D. (2009). Immigration and inequality. *American Economic Review* 99(2), 1–21.

Carrasco, M. (2012). A regularization approach to the many instruments problem. *Journal of*

- Econometrics* 170(2), 383–398.
- Carrasco, M., J.-P. Florens, and E. Renault (2007). Linear inverse problems in structural econometrics estimation based on spectral decomposition and regularization. *Handbook of econometrics* 6, 5633–5751.
- Chao, J. C. and N. R. Swanson (2005). Consistent estimation with a large number of weak instruments. *Econometrica* 73(5), 1673–1692.
- Chen, C., S. Guo, and X. Qiao (2020). Functional linear regression: Dependence and error contamination. *Journal of Business & Economic Statistics*, in press.
- Conway, J. B. (1994). *A Course in Functional Analysis*. Springer.
- Crambes, C. and A. Mas (2013). Asymptotics of prediction in functional linear regression with functional outputs. *Bernoulli* 19(5B), 2627–2651.
- Delicado, P. (2011). Dimensionality reduction when data are density functions. *Computational Statistics & Data Analysis* 55(1), 401–420.
- Dustmann, C., T. Frattini, and I. P. Preston (2013). The effect of immigration along the distribution of wages. *The Review of Economic Studies* 80(1), 145–173.
- Dustmann, C., U. Schönberg, and J. Stuhler (2016). The impact of immigration: Why do studies reach such different results? *Journal of Economic Perspectives* 30(4), 31–56.
- Egozcue, J. J., J. L. Díaz-Barrero, and V. Pawlowsky-Glahn (2006). Hilbert space of probability density functions based on Aitchison geometry. *Acta Mathematica Sinica* 22(4), 1175–1182.
- Flood, S., M. King, R. Rodgers, S. Ruggles, and J. R. Warren (2020). Integrated public use microdata series, current population survey: Version 8.0.
- Florens, J.-P. and S. Van Bellegem (2015). Instrumental variable estimation in functional linear models. *Journal of Econometrics* 186(2), 465–476.
- Glitz, A. (2012). The labor market impact of immigration: A quasi-experiment exploiting immigrant location rules in Germany. *Journal of Labor Economics* 30(1), 175–213.
- Gohberg, I., S. Goldberg, and M. Kaashoek (2013). *Classes of Linear Operators Vol. I*. Birkhäuser.
- Hall, P. and J. L. Horowitz (2007). Methodology and convergence rates for functional linear regression. *The Annals of Statistics* 35(1), 70 – 91.
- Horváth, L. and P. Kokoszka (2012). *Inference for Functional Data with Applications*. Springer-Verlag GmbH.
- Hron, K., A. Menafoglio, M. Templ, K. Hrušová, and P. Filzmoser (2016). Simplicial principal component analysis for density functions in bayes spaces. *Computational Statistics & Data Analysis* 94, 330–350.
- Hu, B. and J. Y. Park (2016). Econometric analysis of functional dynamics in the presence of persistence. Mimeo, Indiana University.
- Imaizumi, M. and K. Kato (2018). PCA-based estimation for functional linear regression with functional responses. *Journal of multivariate analysis* 163, 15–36.
- Kokoszka, P., H. Miao, A. Petersen, and H. L. Shang (2019). Forecasting of density functions with an application to cross-sectional and intraday returns. *International Journal of Forecasting* 35(4),

- 1304–1317.
- Llull, J. (2018). Immigration, wages, and education: A labour market equilibrium structural model. *The Review of Economic Studies* 85(3), 1852–1896.
- Loader, C. R. (1996). Local likelihood density estimation. *Annals of Statistics* 24(4), 1602–1618.
- Loader, C. R. (2006). *Local Regression and Likelihood*. Springer New York.
- Mas, A. (2007). Weak convergence in the functional autoregressive model. *Journal of Multivariate Analysis* 98(6), 1231–1261.
- Morimune, K. (1983). Approximate distributions of k-class estimators when the degree of overidentifiability is large compared with the sample size. *Econometrica* 51(3), 821–841.
- Newey, W. K. and F. Windmeijer (2009). Generalized method of moments with many weak moment conditions. *Econometrica* 77(3), 687–719.
- Ottaviano, G. I. P. and G. Peri (2012). Rethinking the effect of immigration on wages. *Journal of the European Economic Association* 10(1), 152–197.
- Park, J. Y. and J. Qian (2012). Functional regression of continuous state distributions. *Journal of Econometrics* 167(2), 397–412.
- Peri, G. and C. Sparber (2009). Task specialization, immigration, and wages. *American Economic Journal: Applied Economics* 1(3), 135–169.
- Petersen, A. and H.-G. Müller (2016). Functional data analysis for density functions by transformation to a Hilbert space. *Annals of Statistics* 44(1), 183–218.
- Ramsay, J. O. and B. W. Silverman (2005). *Functional Data Analysis*. Springer New York.
- Seo, W.-K. and B. K. Beare (2019). Cointegrated linear processes in bayes hilbert space. *Statistics & Probability Letters* 147, 90 – 95.
- Sharpe, J. and C. R. Bollinger (2020). Who competes with whom? Using occupation characteristics to estimate the impact of immigration on native wages. *Labour Economics* 66, 101902.
- Silverman, B. W. (1998). *Density estimation for statistics and data analysis*. Routledge.
- Staudenmayer, J. and J. P. Buonaccorsi (2005). Measurement error in linear autoregressive models. *Journal of the American Statistical Association* 100(471), 841–852.
- Sun, X., P. Du, X. Wang, and P. Ma (2018). Optimal Penalized Function-on-Function Regression Under a Reproducing Kernel Hilbert Space Framework. *Journal of the American Statistical Association* 113(524), 1601–1611.
- van der Vaart, A. W. and J. A. Wellner (1996). *Weak Convergence and Empirical Processes: With Applications to Statistics*. Springer New York.
- Walker, A. M. (1960). Some consequences of superimposed error in time series analysis. *Biometrika* 47(1/2), 33–43.
- Yao, F., H.-G. Müller, and J.-L. Wang (2005). Functional linear regression analysis for longitudinal data. *The Annals of Statistics* 33(6), 2873–2903.
- Zhang, C., P. Kokoszka, and A. Petersen (2021). Wasserstein autoregressive models for density time series. *Journal of Time Series Analysis*, in press.