

# Sampling-Based Robust Control of Autonomous Systems with Non-Gaussian Noise \*

Thom S. Badings<sup>1</sup>, Alessandro Abate<sup>2</sup>, Nils Jansen<sup>1</sup>  
David Parker<sup>3</sup>, Hasan A. Poonawala<sup>4</sup>, Marielle Stoelinga<sup>1</sup>

<sup>1</sup> Radboud University, Nijmegen, the Netherlands

<sup>2</sup> University of Oxford, Oxford, United Kingdom

<sup>3</sup> University of Birmingham, Birmingham, United Kingdom

<sup>4</sup> University of Kentucky, Kentucky, USA

## Abstract

Controllers for autonomous systems that operate in safety-critical settings must account for stochastic disturbances. Such disturbances are often modelled as process noise, and common assumptions are that the underlying distributions are known and/or Gaussian. In practice, however, these assumptions may be unrealistic and can lead to poor approximations of the true noise distribution. We present a novel planning method that does not rely on any explicit representation of the noise distributions. In particular, we address the problem of computing a controller that provides probabilistic guarantees on safely reaching a target. First, we abstract the continuous system into a discrete-state model that captures noise by probabilistic transitions between states. As a key contribution, we adapt tools from the scenario approach to compute probably approximately correct (PAC) bounds on these transition probabilities, based on a finite number of samples of the noise. We capture these bounds in the transition probability intervals of a so-called interval Markov decision process (iMDP). This iMDP is robust against uncertainty in the transition probabilities, and the tightness of the probability intervals can be controlled through the number of samples. We use state-of-the-art verification techniques to provide guarantees on the iMDP, and compute a controller for which these guarantees carry over to the autonomous system. Realistic benchmarks show the practical applicability of our method, even when the iMDP has millions of states or transitions.

## 1 Introduction

Consider a so-called *reach-avoid problem* for an unmanned aerial vehicle (UAV), where the goal is to reach a desirable region within a given time horizon, while avoiding certain unsafe regions (Baier and Katoen 2008; Clarke, Emerson, and Sistla 1986). A natural formal model for such an autonomous system is a *dynamical system*. The *state* of the system reflects the position and velocity of the UAV, and the *control inputs* reflect choices that may change the state over time (Kulakowski, Gardner, and Shearer 2007). The dynamical system is *linear* if the state transition is linear in the current state and

control input. Our problem is to compute a *controller*, such that the state of the UAV progresses safely, without entering unsafe regions, to its goal (Åström and Murray 2010).

However, factors like turbulence and wind gusts cause *uncertainty* in the outcome of control inputs (Blackmore et al. 2010). We model such uncertainty as *process noise*, which is an additive random variable (with possibly infinitely many outcomes) in the dynamical system that affects the transition of the state. Controllers for autonomous systems that operate in safety-critical settings must account for such uncertainty.

A common assumption to achieve computational tractability of the problem is that the process noise follows a Gaussian distribution (Park, Serpedin, and Qaraqe 2013), for example in linear-quadratic-Gaussian control (Anderson and Moore 2007). However, in realistic problems, such as the UAV operating under turbulence, this assumption yields a poor approximation of the uncertainty (Blackmore et al. 2010). Distributions may even be *unknown*, meaning that one cannot derive a set-bounded or stochastic representation of the noise. In this case, it is generally hard or even impossible to derive *hard guarantees* on the probability that a given controller ensures a safe progression of the system’s state to the objective.

In this work, we do not require that the process noise is known. Specifically, we provide *probably approximately correct (PAC)* guarantees on the performance of a controller for the reach-avoid problem, where the distribution of the noise is unknown. As such, we solve the following problem:

Given a linear dynamical system perturbed by additive noise of unknown distribution, compute a controller under which, with high confidence, the probability to satisfy a reach-avoid problem is above a given threshold value.

**Finite-state abstraction.** The fundamental concept of our approach is to compute a finite-state abstraction of the dynamical system. We obtain such an abstract model from a *partition* of the continuous state space into a set of disjoint convex *regions*. Actions in this abstraction correspond to control inputs that induce transitions between these regions. Due to the process noise, the outcome of an action is stochastic, and every transition has a certain probability.

\*This research has been partially funded by NWO grant NWA.1160.18.238 (PrimaVera), and ERC Advanced Grant 834115 (FUN2MODEL).

**Probability intervals.** Since the distribution of the noise is unknown, it is not possible to compute the transition probabilities exactly. Instead, we estimate the probabilities based on a finite number of *samples* (also called scenarios) of the noise, which may be obtained from a high fidelity (blackbox) simulator or from experiments. To be *robust* against estimation errors in these probabilities, we adapt tools from the *scenario approach* (also called scenario optimization), which is a methodology to deal with stochastic convex optimization in a data-driven fashion (Campi and Garatti 2008; Garatti and Campi 2019). We compute *upper and lower bounds* on the transition probabilities with a desired *confidence level*, which we choose up front. These bounds are PAC, as they contain the true probabilities with at least this confidence level.

**Interval MDPs.** We formalize our abstractions with the PAC probability bounds using so-called interval Markov decision processes (iMDPs). While regular MDPs require precise transition probabilities, iMDPs exhibit probability intervals (Givan, Leach, and Dean 2000). Policies for iMDPs have to robustly account for all possible probabilities within the intervals, and one usually provides upper and lower bounds on maximal or minimal reachability probabilities or expected rewards (Hahn et al. 2017; Puggelli et al. 2013; Wolff, Topcu, and Murray 2012). Mature tool support exists, for instance, via PRISM (Kwiatkowska, Norman, and Parker 2011).

**Iterative abstraction scheme.** The tightness of the probability intervals depends on the number of noise samples. Hence, we propose an *iterative abstraction scheme*, to iteratively improve these intervals by using increasing sample sizes. For the resulting iMDP, we compute a robust policy that maximizes the probability to safely reach the goal states. Based on a pre-defined threshold, we decide whether this probability is unsatisfactory or satisfactory. In the former case, we collect additional samples to reduce the uncertainty in the probability intervals. If the probability is satisfactory, we use the policy to compute a controller for the dynamical system. The specified confidence level reflects the likelihood that the optimal reachability probability on the iMDP is a *lower bound* for the probability that the dynamical system satisfies the reach-avoid problem under this derived controller.

**Contributions.** Our contributions are threefold: (1) We propose a novel method to compute safe controllers for dynamical systems with unknown noise distributions. Specifically, the probability of safely reaching a target is guaranteed, with high confidence, to exceed a pre-defined threshold. (2) We propose a scalable refinement scheme that incrementally improves the iMDP abstraction by iteratively increasing the number of samples. (3) We apply our method to multiple realistic control problems, and benchmark against two other tools: StocHy and SReachTools. We demonstrate that the guarantees obtained for the iMDP abstraction carry over to the dynamical system of interest. Moreover, we show that using probability intervals instead of point estimates of probabilities yields significantly more robust results.

## Related work

**Reachability analysis.** Verification and controller synthesis for reachability in stochastic systems is an active field of research in safety-critical engineering (Abate et al. 2008; Lavaei et al. 2021). Most approaches are based on formal abstractions (Alur et al. 2000; Lahijanian, Andersson, and Belta 2015; Soudjani and Abate 2013) or work in the continuous domain directly, e.g., using Hamilton-Jacobi reachability analysis (Bansal et al. 2017; Herbert et al. 2017) or optimization (Rosolia, Singletary, and Ames 2020). Several tools exist, such as StocHy (Cauchi and Abate 2019), ProbReach (Shmarov and Zuliani 2015) and SReachTools (Vinod, Gleason, and Oishi 2019). However, the majority of these methods require full knowledge of the models.

We break away from this literature in putting forward abstractions that *do not require any knowledge of the noise distribution*, via the *scenario approach*. It has been used for the verification of Markov decision processes (MDPs) with uncertain parameters (Cubuktepe et al. 2020), albeit only for finite-state systems. SReachTools also exhibits a sampling-based method, but relies on Hoeffding’s inequality to obtain confidence guarantees (Sartipizadeh et al. 2019), so the noise is still assumed to be sub-Gaussian (Boucheron, Lugosi, and Massart 2013). By contrast, the scenario approach is *completely distribution-free* (Campi and Garatti 2018). Moreover, SReachTools is limited to problems with convex safe sets (a restrictive assumption in many problems) and its sampling-based methods can only synthesize open-loop controllers.

**Alternatives to the scenario approach.** Monte Carlo methods (e.g. particle methods) can also solve stochastic reach-avoid problems (Blackmore et al. 2010; Lesser, Oishi, and Erwin 2013). These methods simulate the system via many samples of the uncertain variable (Smith 2013). Monte Carlo methods *approximate* stochastic problems, while our approach provides *bounds* with a desired *confidence level*.

In distributionally robust optimization (DRO), decisions are robust with respect to *ambiguity sets* of distributions (Esfahani and Kuhn 2018; Goh and Sim 2010; Wiesemann, Kuhn, and Sim 2014). While the scenario approach uses samples of the uncertain variable, DRO works on the domain of uncertainty directly, thus involving potentially complex ambiguity sets (Garatti and Campi 2019). Designing robust policies for iMDPs with known uncertainty sets was studied by Puggelli et al. (2013), and Wolff, Topcu, and Murray (2012). Hybrid methods between the scenario approach and robust optimization also exist (Margellos, Goulart, and Lygeros 2014).

**PAC literature.** The term PAC refers to obtaining, with high probability, a hypothesis that is a good approximation of some unknown phenomenon (Haussler 1990). PAC learning methods for discrete-state MDPs are developed in Brafman and Tennenholtz (2002), Fu and Topcu (2014), and Kearns and Singh (2002), and PAC statistical model checking for MDPs in Ashok, Kretínský, and Weininger (2019).

**Safe learning methods.** We only briefly discuss the emerging field of safe learning (Brunke et al. 2021; García and Fernández 2015). Recent works use Gaussian processes for learning-based model predictive control (Hewing, Kabzan,

and Zeilinger 2020; Koller et al. 2018) or reinforcement learning with safe exploration (Berkenkamp et al. 2017), and control barrier functions to reduce model uncertainty (Taylor et al. 2020). Safe learning control concerns learning unknown, *deterministic* system dynamics, while imposing strong assumptions on stochasticity (Fisac et al. 2019). By contrast, our problem setting is fundamentally different: we reason about *stochastic* noise of a completely unknown distribution.

## 2 Foundations and Outline

A *discrete probability distribution* over a finite set  $X$  is a function  $\text{prob}: X \rightarrow [0, 1]$  with  $\sum_{x \in X} \text{prob}(x) = 1$ . The set of all distributions over  $X$  is  $\text{Dist}(X)$ , and the cardinality of a set  $X$  is  $|X|$ . A *probability density function* over a random variable  $x$  conditioned on  $y$  is written as  $p(x|y)$ . All vectors  $\mathbf{x} \in \mathbb{R}^n$ ,  $n \in \mathbb{N}$ , are column vectors and denoted by bold letters. We use the term *controller* when referring to dynamical systems, while we use *policy* for (i)MDPs.

### 2.1 Linear dynamical systems

We consider discrete-time, continuous-state systems, where the progression of the  $n$ -dimensional state  $\mathbf{x} \in \mathbb{R}^n$  depends *linearly* on the current state, a control input, and a process noise term. Given a state  $\mathbf{x}_k$  at discrete time step  $k \in \mathbb{N}$ , the successor state at time  $k + 1$  is computed as

$$\mathbf{x}_{k+1} = A\mathbf{x}_k + B\mathbf{u}_k + \mathbf{q}_k + \mathbf{w}_k, \quad (1)$$

where  $\mathbf{u}_k \in \mathcal{U} \subset \mathbb{R}^p$  is the control input at time  $k$ ,  $A \in \mathbb{R}^{n \times n}$  and  $B \in \mathbb{R}^{n \times p}$  are appropriate matrices,  $\mathbf{q}_k \in \mathbb{R}^n$  is a deterministic disturbance, and  $\mathbf{w}_k \in \mathbb{R}^n$  is an arbitrary additive process noise term. We consider *piecewise-linear feedback controllers* of the form  $\phi: \mathbb{R}^n \times \mathbb{N} \rightarrow \mathcal{U}$ , which map a state  $\mathbf{x}_k \in \mathbb{R}^n$  and a time step  $k \in \mathbb{N}$  to a control input  $\mathbf{u}_k \in \mathcal{U}$ . The controller may be time-dependent, because we consider control objectives with a finite time horizon.

The random variable  $\mathbf{w}_k \in \Delta$  is defined on a probability space  $(\Delta, \mathcal{D}, \mathbb{P})$ , with  $\sigma$ -algebra  $\mathcal{D}$  and probability measure  $\mathbb{P}$  defined over  $\mathcal{D}$ . We do not require the sample space  $\Delta$  and probability measure  $\mathbb{P}$  to be known explicitly. Instead, we employ a sampling-based approach, for which it suffices to have a finite number of  $N$  independent and identically distributed (i.i.d.) samples of the random variable, and to assume that its distribution is independent of time. Due to the process noise  $\mathbf{w}_k$ , the successor state  $\mathbf{x}_{k+1}$  is a random variable at time  $k$ . We denote the probability density function over successor states as  $p_{\mathbf{w}_k}(\mathbf{x}_{k+1} | \hat{\mathbf{x}}_{k+1})$ , where  $\hat{\mathbf{x}}_{k+1} = A\mathbf{x}_k + B\mathbf{u}_k + \mathbf{q}_k$  is its *noiseless value*.

**Remark 1.** *Our methods are theoretically amenable to non-linear systems, albeit requiring more advanced 1-step reachability computations unrelated to our main contributions. Hence, we restrict ourselves to the linear system in Eq. (1).*

**Problem statement.** We consider control objectives that are expressed as (*step-bounded*) *reach-avoid properties*. A reach-avoid property  $\varphi_{\mathbf{x}_0}^K$  is satisfied if, starting from state  $\mathbf{x}_0$  at time  $k = 0$ , the system reaches a desired *goal region*  $\mathcal{X}_G \subset \mathbb{R}^n$  within a finite time horizon of  $K \in \mathbb{N}$  steps, while avoiding a *critical region*  $\mathcal{X}_C \subset \mathbb{R}^n$ . We write the probability

of satisfying a reach-avoid property  $\varphi_{\mathbf{x}_0}^K$  under a controller  $\phi$  as  $Pr^\phi(\varphi_{\mathbf{x}_0}^K)$ . We state the formal problem as follows.

Compute a controller  $\phi$  for the system in Eq. (1) that, with high confidence, guarantees that  $Pr^\phi(\varphi_{\mathbf{x}_0}^K) \geq \eta$ , where  $\eta \in [0, 1]$  is a pre-defined probability threshold.

### 2.2 Markov decision processes

A *Markov decision process (MDP)* is a tuple  $\mathcal{M} = (S, \text{Act}, s_I, P)$  where  $S$  is a finite set of states,  $\text{Act}$  is a finite set of actions,  $s_I$  is the initial state, and  $P: S \times \text{Act} \rightarrow \text{Dist}(S)$  is the (partial) probabilistic transition function. We call  $(s, a, s')$  with probability  $P(s, a)(s') > 0$  a *transition*. A deterministic (or pure) policy (Baier and Katoen 2008) for an MDP  $\mathcal{M}$  is a function  $\pi: S^* \rightarrow \text{Act}$ , where  $S^*$  is a sequence of states. The set of all possible policies for  $\mathcal{M}$  is denoted by  $\Pi_{\mathcal{M}}$ . Note that we leave out rewards for brevity, but our approach is directly amenable to expected reward properties (Baier and Katoen 2008).

A *probabilistic reach-avoid property*  $Pr^\pi(\varphi_{s_I}^K)$  for an MDP describes the probability of reaching a set of goal states  $S_G \subset S$  within  $K \in \mathbb{N}$  steps under policy  $\pi \in \Pi$ , while avoiding a set of critical states  $S_C \subset S$ , where  $S_G \cap S_C = \emptyset$ . An optimal policy  $\pi^* \in \Pi_{\mathcal{M}}$  for MDP  $\mathcal{M}$  maximizes the *reachability probability*:

$$\pi^* = \arg \max_{\pi \in \Pi_{\mathcal{M}}} Pr^\pi(\varphi_{s_I}^K). \quad (2)$$

We now relax the assumption that probabilities are precisely given. An *interval Markov decision process (iMDP)* is a tuple  $\mathcal{M}_{\mathbb{I}} = (S, \text{Act}, s_I, \mathcal{P})$  where the uncertain (partial) probabilistic transition function  $\mathcal{P}: S \times \text{Act} \times S \rightarrow \mathbb{I}$  is defined over intervals  $\mathbb{I} = \{[a, b] \mid a, b \in [0, 1] \text{ and } a \leq b\}$ . iMDPs define sets of MDPs that vary only in their transition function. In particular, for an MDP transition function  $P$ , we write  $P \in \mathcal{P}$  if for all  $s, s' \in S$  and  $a \in \text{Act}$  we have  $P(s, a)(s') \in \mathcal{P}(s, a)(s')$  and  $P(s, a) \in \text{Dist}(S)$ . For iMDPs, a policy needs to be *robust* against all  $P \in \mathcal{P}$ . We employ value iteration to compute a policy  $\pi^* \in \Pi_{\mathcal{M}_{\mathbb{I}}}$  for iMDP  $\mathcal{M}_{\mathbb{I}}$  that maximizes the lower bound on the reachability probability  $\underline{Pr}^\pi(\varphi_{s_I}^K)$  within horizon  $K$ :

$$\pi^* = \arg \max_{\pi \in \Pi_{\mathcal{M}_{\mathbb{I}}}} \underline{Pr}^\pi(\varphi_{s_I}^K) = \arg \max_{\pi \in \Pi_{\mathcal{M}_{\mathbb{I}}}} \min_{P \in \mathcal{P}} Pr^\pi(\varphi_{s_I}^K). \quad (3)$$

Note that deterministic policies suffice to obtain optimal values for (i)MDPs (Puterman 1994; Puggelli et al. 2013).

### 2.3 Our iterative abstraction scheme

Our proposed approach is shown in Fig. 1. We choose a fixed state-space partition and confidence level up front, and select an initial number of samples  $N$  (note that extensions to variable confidence levels or partitions are straightforward). As explained in Sect. 3 and 4, we then abstract the dynamical system as an iMDP using  $N$  samples of the noise. For the iMDP, we compute an optimal policy  $\pi^*$  that maximizes the probability of satisfying the given property, as per Eq. (3). If the maximum reachability probability under this policy is above the required threshold  $\eta$ , we compute the corresponding controller  $\phi$  for the dynamical system, and terminate the

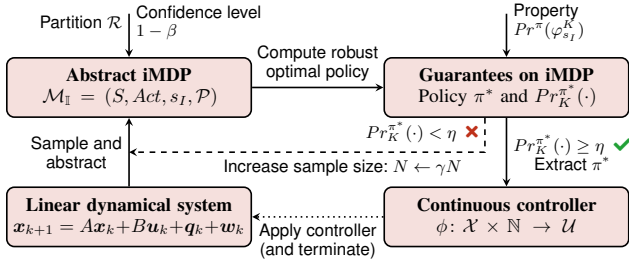


Figure 1: Our iterative approach between abstraction and verification, where  $N$  is the number of samples used for the abstraction, and  $\eta$  is the threshold reachability probability.

scheme. If the maximum probability is unsatisfactory (i.e. below  $\eta$ ), we obtain additional samples by increasing  $N$  by a fixed factor  $\gamma > 1$ . The updated iMDP has tighter probability intervals, but may also have more transitions. Since the states and actions of the iMDP are independent of  $N$ , they are only computed once, in the first iteration. In general we cannot guarantee *a priori* that the property is satisfiable up to the given value of  $\eta$ , so we also terminate the scheme after a fixed number of iterations, in which case no output is returned.

### 3 Finite-State MDP Abstraction

First, we describe how we partition the state space into a set of discrete convex regions. We then use this partition to build a finite-state abstraction of the dynamical system in Eq. (1).

#### 3.1 State space discretization

We choose a *partition*  $\mathcal{R}$  of the continuous state space  $\mathbb{R}^n$  into a set of disjoint *regions* that represent a portion  $\mathcal{X} \subset \mathbb{R}^n$ . In addition, we define a single *absorbing region*  $r_a$ , representing  $\mathbb{R}^n \setminus \mathcal{X}$ . We number the regions in  $\mathcal{R}$  from 1 to  $|\mathcal{R}|$ , and define a function  $T: \mathbb{R}^n \rightarrow \{1, 2, \dots, |\mathcal{R}|, |\mathcal{R}| + 1\}$  that maps a continuous state  $x \in \mathbb{R}^n$  to one of the regions in partition  $\mathcal{R}$  through the index of that region, or to  $|\mathcal{R}| + 1$  if  $x \in r_a = \mathbb{R}^n \setminus \mathcal{X}$ . For convenience, we also define the inverse mapping as  $R_i = T^{-1}(i)$ . We consider the regions in  $\mathcal{R}$  to be  $n$ -dimensional convex polytopes. In particular, convex polytope  $R_i$  is the solution set of  $m$  linear inequalities parameterized by  $M_i \in \mathbb{R}^{m \times n}$  and  $b_i \in \mathbb{R}^m$ , yielding  $R_i = \{x \in \mathbb{R}^n \mid M_i x \leq b_i\}$ . In addition, the following assumption allows us to translate properties for the dynamical system in Eq. (1) to properties on the iMDP abstraction:

**Assumption 1.** *The continuous goal region  $\mathcal{X}_G$  and critical region  $\mathcal{X}_C$  are aligned with the union of a subset of regions in  $\mathcal{R}$ , i.e.  $\mathcal{X}_G = \cup_{i \in I} R_i$  and  $\mathcal{X}_C = \cup_{j \in J} R_j$  for index sets  $I, J \subset \{1, 2, \dots, |\mathcal{R}|\}$ .*

#### 3.2 MDP abstraction

We formalize the dynamical system discretized under partition  $\mathcal{R}$  as an MDP  $\mathcal{M} = (S, Act, s_I, \mathcal{P})$ , by defining its states, actions, and transition probabilities (cf. ensuing paragraphs). We assume the initial state  $s_I \in S$  is known, and we capture time constraints by the bounded reach-avoid property.

**States.** The set of states is  $S = \{s_i \mid i = 1, \dots, |\mathcal{R}|\} \cup \{s_a\}$ , where discrete state  $s_i$  represents all continuous states  $x_k$  for which  $T(x_k) = i$ . As such, the MDP consists of  $|S| = |\mathcal{R}| + 1$  states: one for every region in partition  $\mathcal{R}$ , plus one state  $s_a$  corresponding to the absorbing region  $r_a$ .

**Actions.** Discrete actions correspond to the execution of a control input  $u_k \in \mathcal{U}$  in the dynamical system in Eq. (1). Every action  $a_j$  is associated with a fixed continuous *target point*  $d_j \in \mathbb{R}^n$ , yielding the set of actions  $Act = \{a_1, \dots, a_q\}$  for some  $q \in \mathbb{N}$ . While not a restriction of our approach, we define one action for every state, and choose the target point to be the center of its region. Recall that the noiseless successor state of  $x_k$  is  $\hat{x}_{k+1} = Ax_k + Bu_k + q_k$ . We define action  $a_j \in Act$  such that its noiseless successor state  $\hat{x}_{k+1} = d_j$ .

The MDP must form a *correct abstraction* of the dynamical system. Thus, action  $a_j$  only exists in an MDP state  $s_i$  if, for every continuous state  $x_k \in R_i$ , there exists a control  $u_k \in \mathcal{U}$ , such that  $\hat{x}_{k+1} = d_j$ . To impose this constraint, we define the *one-step backward reachable set*  $\mathcal{G}(d_j)$ :

$$\mathcal{G}(d_j) = \{x \in \mathbb{R}^n \mid d_j = Ax + Bu_k + q_k, u_k \in \mathcal{U}\}. \quad (4)$$

Then, action  $a_j$  exists in state  $s_i$  if and only if  $R_i \subseteq \mathcal{G}(d_j)$ . Note that the existence of an action in an MDP state merely implies that *for every continuous state* in the associated region, *there exists* a feasible control input that induces this transition. The following assumption asserts that the regions in  $\mathcal{R}$  can indeed be contained in the backward reachable set.

**Assumption 2.** *The backward reachable set  $\mathcal{G}(d_j)$  has a non-empty interior, which implies that matrix  $B$  is full row rank, i.e.,  $\text{rank}(B) = n$ , where  $n = \dim(x)$  in Eq. (1).*

For many systems, we may group together multiple discrete time steps in Eq. (1), such that Assumption 2 holds (see Badings et al. (2021, Sect. 6) for more details). To compute the actual control  $u_k$  in state  $x_k$  at time  $k$ , we replace  $x_{k+1}$  by  $d_j$  in Eq. (1) and solve for  $u_k$ , yielding:

$$u_k = B^+(d_j - q_k - Ax_k), \quad (5)$$

with  $B^+$  the pseudoinverse of  $B$ . It is easily verified that for every state where action  $a_j$  is enabled, there exists a  $u_k$  such that Eq. (5) holds (depending on  $B$ , it may not be unique).

**Transition probability intervals.** We want to determine the probability  $P(s_i, a_l)(s_j)$  to transition from state  $s_i$  to state  $s_j$  upon choosing action  $a_l$ . In the abstraction, this is equivalent to computing the *cumulative density function* of the distribution over the successor state  $x_{k+1}$  under the polytope  $R_j$  associated with state  $s_j$ . The probability density function  $p_{w_k}(x_{k+1} \mid \hat{x}_{k+1} = d_j)$  captures the distribution over successor states  $x_{k+1}$ , which depends on the process noise  $w_k$ . By denoting  $P_{w_k}(x_{k+1} \in R_j)$  as the probability that  $x_{k+1}$  takes a value in discrete region  $R_j$ , we write:

$$\begin{aligned} P(s_i, a_l)(s_j) &= P_{w_k}(x_{k+1} \in R_j) \\ &= \int_{R_j} p_{w_k}(x_{k+1} \mid \hat{x}_{k+1} = d_j) dx_{k+1}. \end{aligned} \quad (6)$$

Recall that the probability density function  $p_{w_k}(\cdot)$  is unknown, making a direct evaluation of Eq. (6) impossible. Instead, we use a sampling-based approach to compute *probability intervals* as explained in Sect. 4.

## 4 Sampling-Based Probability Intervals

We introduce a sampling-based method to estimate the transition probabilities in Eq. (6), based on a finite set of  $N$  observations  $\mathbf{w}_k^{(i)} \in \Delta$ ,  $i = 1, \dots, N$  of the process noise. Each sample has a unique index  $i = 1, \dots, N$  and is associated with a possible successor state  $\mathbf{x}_{k+1} = \hat{\mathbf{x}}_{k+1} + \mathbf{w}_k^{(i)}$ . We assume that these samples are available from experimental data or simulations, and are thus obtained at a low cost.

**Assumption 3.** *The noise samples  $\mathbf{w}_k^{(i)} \in \Delta$ ,  $i = 1, \dots, N$  are i.i.d. elements from  $(\Delta, \mathbb{P})$ , and are independent of time.*

As an example, we want to evaluate the probability  $P(s_i, a_l)(s_j)$  that state-action pair  $(s_i, a_l)$  induces a transition to state  $s_j$ . A naive *frequentist* approach to approximate the probability would be to determine the fraction of the samples leading to this transition, using the following definition.

**Definition 1.** *The cardinality  $N_j^{\text{in}} \in \{0, \dots, N\}$  of the index set of the samples leading to  $\mathbf{x}_{k+1} \in R_j$  is defined as*

$$N_j^{\text{in}} = \left| \{i \in \{0, \dots, N\} \mid (\hat{\mathbf{x}}_{k+1} + \mathbf{w}_k^{(i)}) \in R_j\} \right|. \quad (7)$$

Similarly, we define  $N_j^{\text{out}} = N - N_j^{\text{in}}$  as the number of samples that are not contained in region  $R_j$ .

Note that  $N_j^{\text{in}}$  and  $N_j^{\text{out}}$  depend on both the sample set and the action. The frequentist approach is simple, but may lead to estimates that deviate critically from their true values if the number of samples is limited (we illustrate this issue in practice in Sect. 5.1). In what follows, we introduce our method to be robust against such estimation errors.

### 4.1 Bounds for the transition probabilities

We adapt methods from the scenario approach (Campi and Garatti 2018) to compute *intervals of probabilities* instead of precise estimates. For every probability  $P(s_i, a_l)(s_j)$ , we compute an upper and lower bound (i.e. an interval) that contains the true probability in Eq. (6) with a high confidence. We formalize the resulting abstraction as an iMDP, where these intervals enter the uncertain transition function  $\mathcal{P}: S \times \text{Act} \times S \rightarrow \mathbb{I}$ . As the probability intervals are PAC, this iMDP constitutes a robust abstraction of the dynamical system.

First, we introduce the concept of *risk* (or *violation probability*), which is a measure of the probability that a successor state is not in a given region (Campi and Garatti 2008).

**Definition 2.** *The risk  $P_{\mathbf{w}_k}(\mathbf{x}_{k+1} \notin R_j)$  that a successor state  $\mathbf{x}_{k+1}$  is not in region  $R_j$  is*

$$P_{\mathbf{w}_k}(\mathbf{x}_{k+1} \notin R_j) = \mathbb{P}\{\mathbf{w}_k \in \Delta : \hat{\mathbf{x}}_k + \mathbf{w}_k \notin R_j\} = 1 - P_{\mathbf{w}_k}(\mathbf{x}_{k+1} \in R_j). \quad (8)$$

Crucially for our approach, note that  $P(s_i, a_l)(s_j) = P_{\mathbf{w}_k}(\mathbf{x}_{k+1} \in R_j)$ . The scenario approach enables us to bound the risk that the optimal point of a so-called *scenario optimization problem* does not belong to a feasible set  $\tilde{R}$  defined by a set of constraints when we are only able to sample a subset of those constraints. By formulating this optimization problem such that  $\tilde{R}$  is closely related to a region  $R_j$ , we obtain upper and lower bounds on the risk over  $R_j$  (see

Appendix A for details), and thus also on the corresponding transition probability. Importantly, this result means that we can adapt the theory from the scenario approach to compute transition probability intervals for our abstractions.

Based on this intuition, we state the main contribution of this section, as a non-trivial variant of Garatti and Campi (2019, Theorem 4), which is adapted for our context. Specifically, for a given transition  $(s_i, a_l, s_j)$  and the corresponding number of samples  $N_j^{\text{out}}$  outside of region  $R_j$  (as per Def. 1), Theorem 1 returns an interval that contains  $P(s_i, a_l)(s_j)$  with at least a pre-defined confidence level.

**Theorem 1** (PAC probability intervals). *For any  $k = 0, \dots, N-1$ , with  $N \in \mathbb{N}$  samples, and  $\beta \in (0, 1)$  a confidence parameter, consider the polynomial in the  $p$  variable*

$$\begin{aligned} \binom{N}{k} p^{N-k} - \frac{\beta}{2N} \sum_{i=k}^{N-1} \binom{i}{k} p^{i-k} \\ - \frac{\beta}{6N} \sum_{i=N+1}^{4N} \binom{i}{k} p^{i-k} = 0, \end{aligned} \quad (9)$$

which has exactly two solutions in  $[0, +\infty)$ , denoted by  $\underline{p}(k)$  and  $\bar{p}(k)$ , where  $\underline{p}(k) \leq \bar{p}(k)$ . Similarly, for  $k = N$ , consider

$$1 - \frac{\beta}{6N} \sum_{i=N+1}^{4N} \binom{i}{k} p^{i-k} = 0, \quad (10)$$

which has exactly one solution, denoted by  $\bar{p}(N)$ , while we define  $\underline{p}(N) = 0$ . Moreover, define the special case  $\underline{p}(N+1) = 0$ . Given  $N_j^{\text{out}}$  for region  $R_j$  as per Def. 1, it holds that

$$\mathbb{P}\left\{ \underline{p}(N_j^{\text{out}} + 1) \leq P(s_i, a_l)(s_j) < \min\{1, \bar{p}(N_j^{\text{out}})\} \right\} \geq 1 - 2\beta. \quad (11)$$

For brevity, we postpone the proof and technical details to Appendix A. Theorem 1 states that with a probability of at least  $1 - 2\beta$ , the probability  $P(s_i, a_l)(s_j)$  is bounded by the obtained interval. Importantly, this claim holds for *any*  $\Delta$  and  $\mathbb{P}$ , meaning that we can bound the probability in Eq. (6), even when the probability distribution of the noise is unknown.

### 4.2 Practical use of Theorem 1

We describe how we apply Theorem 1 to compute probability intervals of the iMDPs. For every state-action pair  $(s_i, a_l)$ , we obtain  $N$  samples of the noise, and we determine  $N_j^{\text{out}}$  for every  $j \in \{1, \dots, |\mathcal{R}|, |\mathcal{R}| + 1\}$ . Then, we invoke Theorem 1 for every possible successor state  $s_j \in S$ , to compute the bounds on  $P(s_i, a_l)(s_j)$ . Fig. 2 shows this process, where every tick is a successor state  $\mathbf{x}_{k+1}$  under a sample of the noise. This figure also shows point estimates of the probabilities, derived using the frequentist approach. If no samples are observed in a region, we assume that  $P(s_i, a_l)(s_j) = 0$ .

Interestingly, our method is in practice almost as simple as the frequentist approach, but has the notable advantage that we obtain robust intervals of probabilities. Note that Eq. (9) and (10) can be solved using a bisection method (see Garatti and Campi (2019) for how to initialize this procedure). To

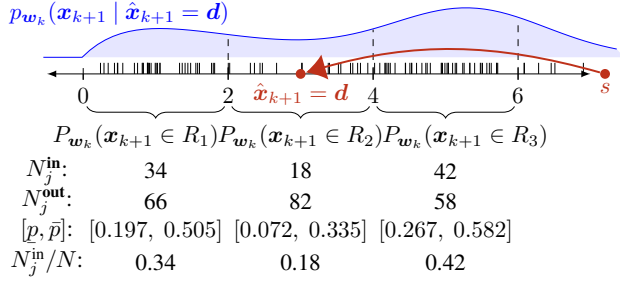


Figure 2: Bounds  $[p, \bar{p}]$  on the probabilities  $P(s, a)(s_j)$  for 3 regions  $j \in \{1, 2, 3\}$ , using  $N = 100$  samples (black ticks) and  $\beta = 0.01$ . The distribution over successor states is  $p_{w_k}(\cdot)$ . Point estimate probabilities are computed as  $N_j^{\text{in}}/N$ .

speed up the computations at run-time, we apply a tabular approach, to compute the solutions to Eq. (9) and (10) for all relevant values of  $N$ ,  $\beta$ , and  $k$  up front. In Appendix A.2, we exemplify how the tightness of the intervals can be controlled through the number of samples.

## 5 Numerical Examples

We implement our iterative abstraction method in Python, and tailor the model checker PRISM (Kwiatkowska, Norman, and Parker 2011) for iMDPs to compute robust optimal policies. At every iteration, the obtained iMDP is fed to PRISM, which computes the optimal policy associated with the maximum reachability probability, as per Eq. (3). Our codes are provided in the supplementary material and are run on a computer with 32 3.7GHz cores and 64 GB of RAM. We report the performance of our method on: (1) a UAV motion control, (2) a building temperature regulation, and (3) a spacecraft rendezvous problem. In all benchmarks, we use Theorem 1 with  $\beta = 0.01$ , and apply the iterative scheme with  $\gamma = 2$ , starting at  $N = 25$ , with an upper bound of 6,400 samples.

### 5.1 UAV motion planning

We consider the reach-avoid problem for a UAV operating under turbulence, introduced in Sect. 1. Our goal is to compute a controller that guarantees (with high confidence) that the probability to reach a goal area, while also avoiding unsafe regions, is above a performance threshold of  $\eta = 0.75$ . We consider a horizon of 64 time steps, and the problem layout is displayed in Fig. 3, with goal and critical regions shown in green and red, respectively. We model the UAV as a system of 3 double integrators (see Appendix B for details). The state  $\mathbf{x}_k \in \mathbb{R}^6$  encodes the position and velocity components, and control inputs  $\mathbf{u}_k \in \mathbb{R}^3$  model actuators that change the velocity. The effect of turbulence on the state causes (non-Gaussian) process noise, which we model using a Dryden gust model (Bøhn et al. 2019; Dryden 1943). We compare two cases: a) a low turbulence case, and 2) a high turbulence case. We partition the state space into 25,515 regions.

**Scalability.** We report the model sizes and run times in Appendix B.2. The number of iMDP states equals the size

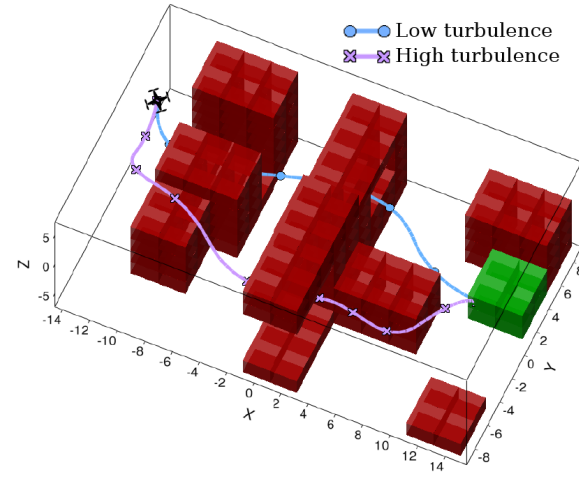


Figure 3: UAV problem (goal in green; obstacles in red), plus trajectories under the optimal iMDP-based controller from  $\mathbf{x}_0 = [-14, 0, 6, 0, -6, 0]^T$ , under high and low turbulence.

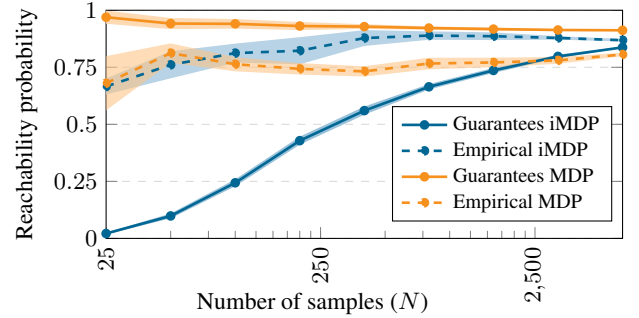


Figure 4: Reachability guarantees on the iMDPs (blue) and MDPs (orange) for their respective policies, versus the resulting empirical (simulated) performance (dashed lines) on the dynamical system. Shaded areas show the standard deviation across 10 iterations. The empirical performance of the MDPs violates the guarantees; that of the iMDPs does not.

of the partition. Depending on the number of samples  $N$ , the iMDP has 12 – 46 million transitions. The mean time to compute the set of iMDP actions (which is only done in the first iteration) is 15 min. Computing the probabilities plus the verification in PRISM takes 1 – 8 min, depending on  $N$ .

**Accounting for noise matters.** In Fig. 3, we show state trajectories under the optimal iMDP-based controller, under high and low turbulence (noise). Under low noise, the controller prefers the short but narrow path; under high noise, the longer but safer path is preferred. Thus, accounting for process noise is important to obtain controllers that are safe.

**iMDPs yield safer guarantees than MDPs.** To show the importance of using robust abstractions, we compare our robust iMDP approach against a naive MDP abstraction. This MDP has the same states and actions as the iMDP, but uses precise (frequentist) probabilities. The maximum reachabil-



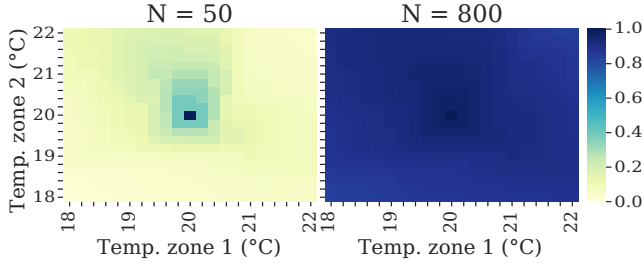


Figure 5: Cross section (for radiator temp. of 38 °C) of the maximum lower bound probabilities to reach the goal of 20 °C from any initial state, for either 50 or 800 samples.

ity probabilities (guarantees) for both methods are shown in Fig. 4. For every value of  $N$ , we apply the resulting controllers to the dynamical system in Monte Carlo simulations with 10,000 iterations, to determine the empirical reachability probability. Fig. 4 shows that the non-robust MDPs yield *poor and unsafe performance guarantees*: the actual reachability of the controller is much lower than the reachability guarantees obtained from PRISM. By contrast, our robust iMDP-based approach consistently yields safe lower bound guarantees on the actual performance of controllers. Note that the performance threshold of  $Pr^{\pi^*}(\varphi_{s_I}^K) \geq \eta = 0.75$  is guaranteed for  $N = 3, 200$  and  $6, 400$ .

## 5.2 Building temperature regulation

Inspired by Cauchi and Abate (2018), we consider a temperature control problem for a building with two rooms, both having their own radiator and air supply. Our goal is to maximize the probability to reach a temperature of 20 °C in both zones within 32 steps of 15 minutes. The state  $x_k \in \mathbb{R}^4$  of the system (see Appendix C for details) reflects the temperatures of both zones and radiators, and control inputs  $u_k \in \mathbb{R}^4$  change the air supply and boiler temperatures in both zones. The deterministic heat gain through zone walls is modelled by the disturbance  $q_k \in \mathbb{R}^4$ . The noise  $w_k \in \mathbb{R}^4$  has a Gaussian distribution (but this assumption is not required for our approach). We partition the state space into 35,721 regions: 21 values for zone temperatures and 9 for radiator temperatures.

**More samples means less uncertainty.** In Fig. 5, we show (for fixed radiator temperatures) the maximum lower bound probabilities to reach the goal from any initial state, obtained from PRISM for two different iMDPs. The results clearly show that better reachability guarantees are obtained when more samples are used to compute the iMDP probability intervals. The higher the value of  $N$ , the lower the uncertainty in the intervals, leading to better reachability guarantees.

## 5.3 Benchmarks to other control synthesis tools

**Stochy.** We benchmark our method on a building temperature problem against Stochy (Cauchi and Abate 2019), a verification and synthesis tool based on formal abstractions (see Appendix D.1 for details on the setup and results). Similar to our approach, Stochy also derives robust iMDP abstractions. However, Stochy requires precise knowledge of the

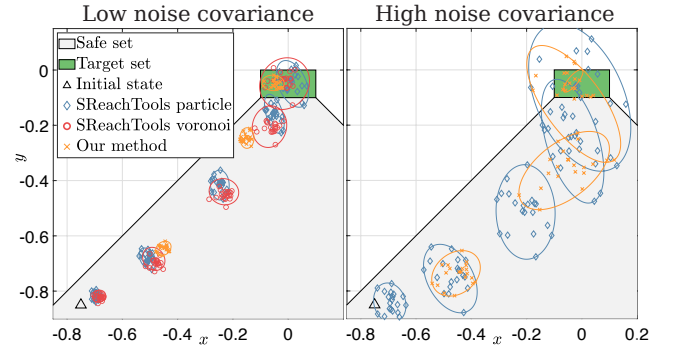


Figure 6: Simulated trajectories for the spacecraft rendezvous problem, under low and high noise covariance. Our feedback controllers are more robust, as shown by the smaller error in the simulated state trajectories over time (the voronoi method under high covariance failed to generate a solution).

noise distribution, and it discretizes the control input space of the dynamical system, to obtain a finite action space. While both methods yield results that are qualitatively similar, our approach is an order of magnitude faster (45 min for Stochy, vs. 3 – 14 s for our approach; see Appendix D.1 and Table 1).

**SReachTools.** We apply our method to the spacecraft rendezvous benchmark (see Fig. 6) of SReachTools (Vinod, Gleason, and Oishi 2019), an optimization-based toolbox for probabilistic reachability problems (see Appendix D.2 for details). While we use samples to generate a model abstraction, SReachTools employs sample-based methods over the properties directly. Distinctively, SReachTools does not create abstractions (as in our case) and is thus generally faster than our method. However, its complexity is exponential in the number of samples (versus linear complexity for our method). Importantly, we derive *feedback* controllers, while the sampling-based methods of SReachTools compute *open-loop* controllers. Feedback controllers respond to state observations over time and are, therefore, more robust against strong disturbances from noise, as also shown in Fig. 6.

## 6 Concluding Remarks and Future Work

We have presented a novel sampling-based method for robust control of autonomous systems with process noise from an unknown distribution. Based on a finite-state abstraction, we have shown how to compute controllers with PAC guarantees on their performance on the continuous system. Our experiments have shown that our method effectively solves realistic problems and provides safe lower bound guarantees on the performance of controllers.

**Nonlinear systems.** While we have focused on linear dynamical systems, we wish to develop extensions to nonlinear systems. Such extensions are non-trivial and may require more involved reachability computations (Bansal et al. 2017; Chen, Ábrahám, and Sankaranarayanan 2013).

**State space discretization.** The discretization of the state space influences the quality of the reachability guarantees: a

more fine-grained partition yields an abstraction that is a more accurate representation of the dynamical system, but also increases the computational complexity. In the future, we plan to employ adaptive discretization schemes to automatically balance this trade-off, such as in Soudjani and Abate (2013).

**Safe exploration.** We also wish to incorporate other uncertainties, such as (partially) unknown system matrices in Eq. (1). In such a setting, we must simultaneously learn about the unknown deterministic dynamics and the stochastic noise. Learning deterministic dynamics is common in safe learning control (Brunke et al. 2021), but enabling safe exploration requires strong assumptions on stochastic uncertainty. This is a challenging goal, as it conflicts with our assumption that the distribution of the process noise is completely unknown.

## Acknowledgments

We would like to thank Licio Romao for his helpful discussions related to the scenario approach and our main theorem.

## References

- Abate, A.; Prandini, M.; Lygeros, J.; and Sastry, S. 2008. Probabilistic reachability and safety for controlled discrete time stochastic hybrid systems. *Automatica*, 44(11): 2724 – 2734.
- Alur, R.; Henzinger, T. A.; Lafferriere, G.; and Pappas, G. J. 2000. Discrete abstractions of hybrid systems. *Proceedings of the IEEE*, 88(7): 971–984.
- Anderson, B. D.; and Moore, J. B. 2007. *Optimal control: linear quadratic methods*. Courier Corporation.
- Ashok, P.; Kretínský, J.; and Weininger, M. 2019. PAC Statistical Model Checking for Markov Decision Processes and Stochastic Games. In *CAV (1)*, volume 11561 of *Lecture Notes in Computer Science*, 497–519. Springer.
- Åström, K. J.; and Murray, R. M. 2010. *Feedback systems: an introduction for scientists and engineers*. Princeton university press.
- Badings, T. S.; Jansen, N.; Poonawala, H. A.; and Stoelinga, M. 2021. Filter-Based Abstractions with Correctness Guarantees for Planning under Uncertainty. *CoRR*, abs/2103.02398.
- Baier, C.; and Katoen, J. 2008. *Principles of model checking*. MIT Press.
- Bansal, S.; Chen, M.; Herbert, S. L.; and Tomlin, C. J. 2017. Hamilton-Jacobi reachability: A brief overview and recent advances. In *CDC*, 2242–2253. IEEE.
- Berkenkamp, F.; Turchetta, M.; Schoellig, A. P.; and Krause, A. 2017. Safe Model-based Reinforcement Learning with Stability Guarantees. In *NIPS*, 908–918.
- Blackmore, L.; Ono, M.; Bektassov, A.; and Williams, B. C. 2010. A Probabilistic Particle-Control Approximation of Chance-Constrained Stochastic Predictive Control. *IEEE Trans. Robotics*, 26(3): 502–517.
- Bøhn, E.; Coates, E. M.; Moe, S.; and Johansen, T. A. 2019. Deep Reinforcement Learning Attitude Control of Fixed-Wing UAVs Using Proximal Policy optimization. In *2019 International Conference on Unmanned Aircraft Systems (ICUAS)*, 523–533. IEEE.
- Boucheron, S.; Lugosi, G.; and Massart, P. 2013. *Concentration Inequalities - A Nonasymptotic Theory of Independence*. Oxford University Press.
- Boyd, S. P.; and Vandenberghe, L. 2014. *Convex Optimization*. Cambridge University Press.
- Brafman, R. I.; and Tenenbholz, M. 2002. R-MAX - A General Polynomial Time Algorithm for Near-Optimal Reinforcement Learning. *J. Mach. Learn. Res.*, 3: 213–231.
- Brunke, L.; Greeff, M.; Hall, A. W.; Yuan, Z.; Zhou, S.; Panerati, J.; and Schoellig, A. P. 2021. Safe Learning in Robotics: From Learning-Based Control to Safe Reinforcement Learning. *CoRR*, abs/2108.06266.
- Campi, M. C.; and Garatti, S. 2008. The Exact Feasibility of Randomized Solutions of Uncertain Convex Programs. *SIAM J. Optim.*, 19(3): 1211–1230.
- Campi, M. C.; and Garatti, S. 2018. *Introduction to the scenario approach*. SIAM.
- Cauchi, N.; and Abate, A. 2018. Benchmarks for cyber-physical systems: A modular model library for building automation systems (Extended version). *CoRR*, abs/1803.06315.
- Cauchi, N.; and Abate, A. 2019. StocHy: Automated Verification and Synthesis of Stochastic Processes. In *TACAS (2)*, volume 11428 of *Lecture Notes in Computer Science*, 247–264. Springer.
- Chen, X.; Ábrahám, E.; and Sankaranarayanan, S. 2013. Flow\*: An Analyzer for Non-linear Hybrid Systems. In *CAV*, volume 8044 of *Lecture Notes in Computer Science*, 258–263. Springer.
- Clarke, E. M.; Emerson, E. A.; and Sistla, A. P. 1986. Automatic Verification of Finite-State Concurrent Systems Using Temporal Logic Specifications. *ACM Trans. Program. Lang. Syst.*, 8(2): 244–263.
- Cubuktepe, M.; Jansen, N.; Junges, S.; Katoen, J.; and Topcu, U. 2020. Scenario-Based Verification of Uncertain MDPs. In *TACAS (1)*, volume 12078 of *Lecture Notes in Computer Science*, 287–305. Springer.
- Dryden, H. L. 1943. A review of the statistical theory of turbulence. *Quarterly of Applied Mathematics*, 1(1): 7–42.
- Esfahani, P. M.; and Kuhn, D. 2018. Data-driven distributionally robust optimization using the Wasserstein metric: performance guarantees and tractable reformulations. *Math. Program.*, 171(1-2): 115–166.
- Fisac, J. F.; Akametalu, A. K.; Zeilinger, M. N.; Kaynama, S.; Gillula, J. H.; and Tomlin, C. J. 2019. A General Safety Framework for Learning-Based Control in Uncertain Robotic Systems. *IEEE Trans. Autom. Control.*, 64(7): 2737–2752.
- Fu, J.; and Topcu, U. 2014. Probably Approximately Correct MDP Learning and Control With Temporal Logic Constraints. In *Robotics: Science and Systems*.
- Garatti, S.; and Campi, M. 2019. Risk and complexity in scenario optimization. *Mathematical Programming*, 1–37.
- García, J.; and Fernández, F. 2015. A comprehensive survey on safe reinforcement learning. *J. Mach. Learn. Res.*, 16: 1437–1480.



- Givan, R.; Leach, S. M.; and Dean, T. L. 2000. Bounded-parameter Markov decision processes. *Artif. Intell.*, 122(1-2): 71–109.
- Goh, J.; and Sim, M. 2010. Distributionally robust optimization and its tractable approximations. *Operations research*, 58(4-part-1): 902–917.
- Hahn, E. M.; Hashemi, V.; Hermanns, H.; Lahijanian, M.; and Turrini, A. 2017. Multi-objective Robust Strategy Synthesis for Interval Markov Decision Processes. In *QEST*, volume 10503 of *Lecture Notes in Computer Science*, 207–223. Springer.
- Haussler, D. 1990. Probably Approximately Correct Learning. In *AAAI*, 1101–1108. AAAI Press / The MIT Press.
- Herbert, S. L.; Chen, M.; Han, S.; Bansal, S.; Fisac, J. F.; and Tomlin, C. J. 2017. FaSTrack: A modular framework for fast and guaranteed safe motion planning. In *CDC*, 1517–1522. IEEE.
- Hewing, L.; Kabzan, J.; and Zeilinger, M. N. 2020. Cautious Model Predictive Control Using Gaussian Process Regression. *IEEE Trans. Control. Syst. Technol.*, 28(6): 2736–2743.
- Kearns, M. J.; and Singh, S. P. 2002. Near-Optimal Reinforcement Learning in Polynomial Time. *Mach. Learn.*, 49(2-3): 209–232.
- Koller, T.; Berkenkamp, F.; Turchetta, M.; and Krause, A. 2018. Learning-Based Model Predictive Control for Safe Exploration. In *CDC*, 6059–6066. IEEE.
- Kulakowski, B. T.; Gardner, J. F.; and Shearer, J. L. 2007. *Dynamic modeling and control of engineering systems*. Cambridge University Press.
- Kwiatkowska, M. Z.; Norman, G.; and Parker, D. 2011. PRISM 4.0: Verification of Probabilistic Real-Time Systems. In *CAV*, volume 6806 of *Lecture Notes in Computer Science*, 585–591. Springer.
- Lahijanian, M.; Andersson, S. B.; and Belta, C. 2015. Formal Verification and Synthesis for Discrete-Time Stochastic Systems. *IEEE Trans. Autom. Control.*, 60(8): 2031–2045.
- Lavaei, A.; Soudjani, S.; Abate, A.; and Zamani, M. 2021. Automated verification and synthesis of stochastic hybrid systems: A survey. *arXiv preprint arXiv:2101.07491*.
- Lesser, K.; Oishi, M. M. K.; and Erwin, R. S. 2013. Stochastic reachability for control of spacecraft relative motion. In *CDC*, 4705–4712. IEEE.
- Margellos, K.; Goulart, P.; and Lygeros, J. 2014. On the road between robust optimization and the scenario approach for chance constrained optimization problems. *IEEE Transactions on Automatic Control*, 59(8): 2258–2263.
- Park, S.; Serpedin, E.; and Qaraqe, K. A. 2013. Gaussian Assumption: The Least Favorable but the Most Useful [Lecture Notes]. *IEEE Signal Process. Mag.*, 30(3): 183–186.
- Puggelli, A.; Li, W.; Sangiovanni-Vincentelli, A. L.; and Seshia, S. A. 2013. Polynomial-Time Verification of PCTL Properties of MDPs with Convex Uncertainties. In *CAV*, volume 8044 of *Lecture Notes in Computer Science*, 527–542. Springer.
- Puterman, M. L. 1994. *Markov Decision Processes: Discrete Stochastic Dynamic Programming*. Wiley Series in Probability and Statistics. Wiley.
- Rosolia, U.; Singletary, A.; and Ames, A. D. 2020. Unified Multi-Rate Control: from Low Level Actuation to High Level Planning. *CoRR*, abs/2012.06558.
- Sartipizadeh, H.; Vinod, A. P.; Açikmese, B.; and Oishi, M. 2019. Voronoi Partition-based Scenario Reduction for Fast Sampling-based Stochastic Reachability Computation of Linear Systems. In *ACC*, 37–44. IEEE.
- Shmarov, F.; and Zuliani, P. 2015. ProbReach: verified probabilistic delta-reachability for stochastic hybrid systems. In *HSCC*, 134–139. ACM.
- Smith, A. 2013. *Sequential Monte Carlo methods in practice*. Springer Science & Business Media.
- Soudjani, S. E. Z.; and Abate, A. 2013. Adaptive and Sequential Griding Procedures for the Abstraction and Verification of Stochastic Processes. *SIAM J. Appl. Dyn. Syst.*, 12(2): 921–956.
- Taylor, A. J.; Singletary, A.; Yue, Y.; and Ames, A. D. 2020. Learning for Safety-Critical Control with Control Barrier Functions. In *L4DC*, volume 120 of *Proceedings of Machine Learning Research*, 708–717. PMLR.
- Vinod, A. P.; Gleason, J. D.; and Oishi, M. M. K. 2019. SReachTools: a MATLAB stochastic reachability toolbox. In *HSCC*, 33–38. ACM.
- Wiesemann, W.; Kuhn, D.; and Sim, M. 2014. Distributionally Robust Convex Optimization. *Oper. Res.*, 62(6): 1358–1376.
- Wolff, E. M.; Topcu, U.; and Murray, R. M. 2012. Robust control of uncertain Markov Decision Processes with temporal logic specifications. In *CDC*, 3372–3379. IEEE.

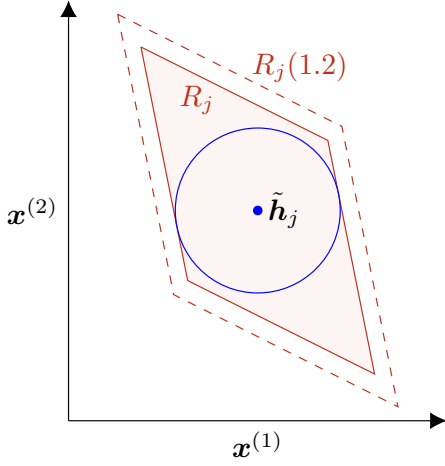


Figure 7: Polytope  $R_j$  has a Chebyshev center  $\tilde{h}_j$  (note that it is not unique, since the circle can be shifted while remaining within the polytope). Polytope  $R_j(1.2)$  is scaled by a factor  $\lambda = 1.2$  and is computed using Eq. (12).

## A Proofs and Examples

In this appendix, we provide the proof of Theorem 1, and we exemplify how the number of noise samples affects the tightness of the obtained intervals. Before stating the actual proof, we introduce a number of technical details.

**Scaled polytopes.** First, let us define  $R_j(\lambda)$  as a version of polytope  $R_j$  which is *scaled* by a factor  $\lambda \geq 0$  relative to a so-called Chebyshev center  $\tilde{h}_j \in \mathbb{R}^n$  (Boyd and Vandenberghe 2014). The resulting scaled polytope is

$$R_j(\lambda) = \{x \in \mathbb{R}^n \mid M_j x \leq \lambda(b_j + \tilde{h}_j) - \tilde{h}_j\}. \quad (12)$$

Note that  $R_j(1) = R_j$ , and that shifting by  $\tilde{h}_j$  ensures that  $R_j(\lambda_1) \subset R_j(\lambda_2)$  for every  $0 \leq \lambda_1 < \lambda_2$ . A visualization of the scaling for an arbitrary polytope  $R_j$  is shown in Fig. 7 (in this example, the Chebyshev center is not unique, since the circle can be shifted while remaining within  $R_j$ ).

**Scenario optimization problem.** We use the scenario approach to estimate the risk associated with the solution of the following *penalty-based convex problem*, whose feasible set  $R_j(\lambda^*)$  is a scaled version of region  $R_j$ :

$$\begin{aligned} & \underset{\substack{\lambda \in \mathbb{R}_+ \\ \xi_i \geq 0, i=1, \dots, N}}{\text{minimize}} && \lambda + \rho \sum_{i=1}^N \xi_i \\ & \text{subject to} && \hat{x}_{k+1} + w_k^{(i)} \in R_j(\lambda + \xi_i) \quad \forall i = 1, \dots, N, \end{aligned} \quad (13)$$

where  $\lambda$  parameterizes polytope  $R_j(\lambda)$  through Eq. (12),  $\xi_i$  is the *regret* for sample  $i$ , and  $\rho > 0$  is the *cost of regret* (cost of constraint violation). For  $\rho = 0$ , we can reduce region  $R_j(\lambda)$  to a point, leaving all samples outside of it. The regret  $\xi_i$  for each sampled successor state is then the highest possible. For  $\rho \rightarrow \infty$ , no constraint violation is allowed, i.e.  $\xi_i = 0$  for all  $i$ , forcing  $\lambda$  to increase such that  $R_j(\lambda)$  contains all

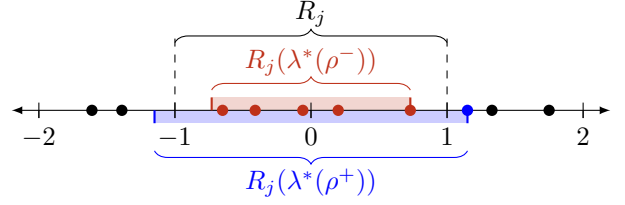


Figure 8: Bounding region  $R_j = [-1, 1]$  using  $N = 10$  successor state samples ( $N_j^{\text{out}} = 5$ ). The red and blue regions are  $R_j(\lambda^*(\rho^-)) \subseteq R_j$  and  $R_j(\lambda^*(\rho^+)) \supset R_j$ , respectively. The samples in red define region  $R_j(\lambda^*(\rho^-))$ ; adding the single sample in blue to them defines  $R_j(\lambda^*(\rho^+))$ .

sampled successor states. Intermediate values of  $\rho$  determine what fraction of samples are left out of  $R_j(\lambda)$ . We denote the optimal solution to Eq. (13) for some value of  $\rho$  by  $\lambda^*(\rho)$  and  $\xi^*(\rho)$ .

**Definition 3.** A constraint of Eq. (13) is a *support constraint* if its removal changes the optimal solution. The number of support constraints of Eq. (13) is written as  $c_N$ .

The following assumption is standard in the scenario approach, and asserts that two samples lead to the same successor state with zero probability.

**Assumption 4.** Given a noise sample  $w_k \in \Delta$ , the probability that the successor state  $x_{k+1} = \hat{x}_{k+1} + w_k = \epsilon$ , for any  $\epsilon \in \mathbb{R}^n$ , is zero.

Intuitively, Assumption 4 implies that with probability one, all samples of the noise  $w_k^{(1)}, \dots, w_k^{(N)}$  are unique.

**The cost of regret as parameter.** We use the cost of regret  $\rho$  to parameterize Eq. (13), such that the resulting feasible set is an *over or under-approximation* of some region  $R_j$ . In the context of Assumption 4, such values for  $\rho$  exist by construction. Loosely speaking, we can always find a value for  $\rho > 0$ , such that the  $m \leq N$  constraints for the samples farthest outside polytope  $R_j$  are allowed to be violated. Importantly, we do not have to find such values for  $\rho$  in practice; we merely use its existence in the proof of Theorem 1.

**Under/over-approximating regions.** Specifically, there exists a value for  $\rho$ , denoted by  $\rho^-$ , such that the optimal solution  $\lambda^*(\rho^-)$ ,  $\xi^*(\rho^-)$  to Eq. (13) exhibits non-zero regret only for those samples for which  $\hat{x}_{k+1} + w_k^{(i)} \notin R_j$ . Intuitively, the resulting scaled polytope  $R_j(\lambda^*(\rho^-))$  contains only those samples under which  $x_{k+1}$  is contained in  $R_j$ .

Similarly, there exists another value of  $\rho$ , denoted by  $\rho^+$ , with associated solution  $\lambda^*(\rho^+)$ ,  $\xi^*(\rho^+)$ , such that exactly one more constraint has zero regret. Intuitively,  $R_j(\lambda^*(\rho^+))$  contains those samples contained in  $R_j$  plus the sample closest outside of it, as visualized in Fig. 8 for a 1D example.

**Number of support constraints.** Importantly, note that by construction, we have  $\lambda^*(\rho^-) \leq 1$  and  $\lambda^*(\rho^+) > 1$ , such that  $R_j(\lambda^*(\rho^-)) \subseteq R_j \subset R_j(\lambda^*(\rho^+))$ . Also recall from Def. 1 that  $N_j^{\text{out}}$  is the number of noise samples leading to a

successor state *not* within region  $R_j$ . The following lemma states that the number of support constraints of Eq. (13) is defined by the value of  $N_j^{\text{out}}$ .

**Lemma 1.** *The optimal solution  $\lambda^*(\rho^-), \xi^*(\rho^-)$  of the optimization problem in Eq. (13) has  $c_N^- := N_j^{\text{out}} + 1$  support constraints with respect to region  $R_j$ . Similarly, the optimal solution  $\lambda^*(\rho^+), \xi^*(\rho^+)$  has  $c_N^+ := N_j^{\text{out}}$  support constraints with respect to region  $R_j$ .*

*Proof.* As also shown by Garatti and Campi (2019), note that the number of support constraints of the optimization problem in Eq. (13) is equal to one (the dimension of  $\lambda$ ) plus the number of non-zero variables  $\xi_i$ ,  $i = 1, \dots, N$ . By construction, the optimal solution  $\lambda^*(\rho^-), \xi^*(\rho^-)$  exhibits non-zero regret for exactly  $N_j^{\text{out}}$  constraints, so the resulting number of support constraints is  $c_N^- := N_j^{\text{out}} + 1$ . Similarly, the optimal solution  $\lambda^*(\rho^+), \xi^*(\rho^+)$  exhibits non-zero regret for  $N_j^{\text{out}} - 1$  constraints, so the resulting number of support constraints is  $c_N^+ := N_j^{\text{out}}$ . This concludes the proof.  $\square$

### A.1 Proof of Theorem 1.

We now state the actual proof of Theorem 1. The proof is adapted from Garatti and Campi (2019, Theorem 4) which states that under Eq. (9) and (10) it holds that

$$\mathbb{P}\left\{\max\{0, 1 - \bar{p}(c_N^*)\} \leq P_{w_k}(\mathbf{x}_{k+1} \notin R_j(\lambda^*(\rho))) \leq 1 - \underline{p}(c_N^*)\right\} \geq 1 - \beta, \quad (14)$$

where  $\lambda^*(\rho)$  is the optimal solution to Eq. (13) for some  $\rho$ , and  $c_N^*$  is the number of support constraints of the resulting problem. Specifically, Eq. (14) states that the risk (as per Def. 2) over the feasible set  $R_j(\lambda^*(\rho))$  to problem Eq. (13) under optimal solution  $\lambda^*(\rho)$  can be bounded, based on the number of support constraints  $c_N^*$  of that problem.

By noting that  $P(\mathbf{x} \in R) + P(\mathbf{x} \notin R) = 1$  for any region  $R \subseteq \mathbb{R}^n$ , we rewrite Eq. (14) as

$$\mathbb{P}\left\{\underline{p}(c_N^*) \leq P_{w_k}(\mathbf{x}_{k+1} \in R_j(\lambda^*(\rho))) \leq \min\{1, \bar{p}(c_N^*)\}\right\} \geq 1 - \beta. \quad (15)$$

We separately plug the numbers of support constraints under  $\rho^-$  and  $\rho^+$  and their parameterized polytopes  $R_j(\lambda^*(\rho^-))$  and  $R_j(\lambda^*(\rho^+))$  in Eq. (15), respectively. We know from Lemma 1 that  $c_N^- = N_j^{\text{out}} + 1$  and  $c_N^+ = N_j^{\text{out}}$ , so we obtain

$$\mathbb{P}\left\{\underline{p}(N_j^{\text{out}} + 1) \leq P_{w_k}(\mathbf{x}_{k+1} \in R_j(\lambda^*(\rho^-))) \leq \min\{1, \bar{p}(N_j^{\text{out}} + 1)\}\right\} \geq 1 - \beta, \quad (16)$$

$$\mathbb{P}\left\{\underline{p}(N_j^{\text{out}}) \leq P_{w_k}(\mathbf{x}_{k+1} \in R_j(\lambda^*(\rho^+))) \leq \min\{1, \bar{p}(N_j^{\text{out}})\}\right\} \geq 1 - \beta. \quad (17)$$

Recall that by construction, we have  $R_j(\lambda^*(\rho^-)) \subseteq R_j \subset R_j(\lambda^*(\rho^+))$ , so it holds that

$$P_{w_k}(\mathbf{x}_{k+1} \in R_j(\lambda^*(\rho^-))) \leq P_{w_k}(\mathbf{x}_{k+1} \in R_j) < P_{w_k}(\mathbf{x}_{k+1} \in R_j(\lambda^*(\rho^+))). \quad (18)$$

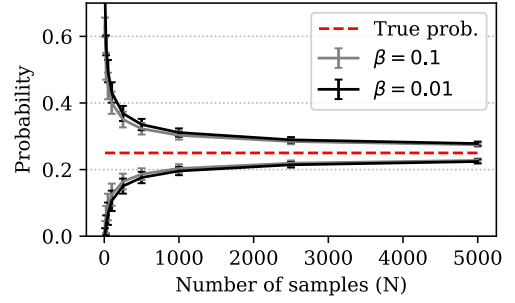


Figure 9: Probability bounds (with standard deviations), obtained by applying Theorem 1 with either  $\beta = 0.1$  or  $\beta = 0.01$  on a transition with true probability of 0.25.

Using Eq. (18), we can then combine the bounds in Eq. (16) and (17) via Boole's inequality, which allows us to write

$$\mathbb{P}\left\{p(N_j^{\text{out}} + 1) \leq P_{w_k}(\mathbf{x}_{k+1} \in R_j) < \min\{1, \bar{p}(N_j^{\text{out}})\}\right\} \geq 1 - 2\beta. \quad (19)$$

Observing that  $P_{w_k}(\mathbf{x}_{k+1} \in R_j) = P(s_i, a_l)(s_j)$ , we arrive at Eq. (11) and conclude the proof.

### A.2 Example use of Theorem 1

We provide an example to illustrate how the number of samples  $N$  affects the tightness of the probability intervals returned by Theorem 1. Consider a system with a 1-dimensional state  $\mathbf{x}_k \in \mathbb{R}$ , where the probability density function  $p_{w_k}(\mathbf{x}_{k+1} | \hat{\mathbf{x}}_{k+1} = \mathbf{d}_l)$  for a specific action  $a_l$  with target point  $\mathbf{d}_l$  is given by a uniform distribution over the domain  $[-4, 4]$ . For a given discrete region  $R_j = [-1, 1]$  (which is also shown in Fig. 8), we want to evaluate the probability that  $\mathbf{x}_{k+1} \in R_j$ , which is clearly 0.25. To this end, we apply Theorem 1 for different numbers of samples  $N \in [10, 5000]$ , and a confidence level of  $\beta = 0.1$  or  $\beta = 0.01$ . Since the obtained probability bounds are random variables through their dependence on the set of  $N$  samples of the noise, we repeat the experiment 100,000 times for every value of  $N$ . The resulting bounds on the transition probability are shown in Fig. 9. The plot shows that the uncertainty in the transition probability is reduced by increasing the number of samples.

## B Details on UAV Benchmark

### B.1 Explicit model formulation

The 6-dimensional state vector of the UAV model is  $\mathbf{x} = [p_x, v_x, p_y, v_y, p_z, v_z]^T \in \mathbb{R}^6$ , where  $p_i$  and  $v_i$  are the position and velocity in the direction  $i$ . Every element of the vector of control inputs  $\mathbf{u} = [f_x, f_y, f_z]^T \in \mathbb{R}^3$  is constrained to the interval  $[-4, 4]$ . The discrete-time dynamics are an extension of the lower-dimensional case in Badings et al. (2021), and are written in the form of Eq. (1) as follows:

$$\mathbf{x}_{k+1} = \begin{bmatrix} 1 & 1 & 0 & 0 & 0 & 0 \\ 0 & 1 & 0 & 0 & 0 & 0 \\ 0 & 0 & 1 & 1 & 0 & 0 \\ 0 & 0 & 0 & 1 & 0 & 0 \\ 0 & 0 & 0 & 0 & 1 & 1 \\ 0 & 0 & 0 & 0 & 0 & 1 \end{bmatrix} \mathbf{x}_k + \begin{bmatrix} 0.5 & 0 & 0 \\ 1 & 0 & 0 \\ 0 & 0.5 & 0 \\ 0 & 1 & 0 \\ 0 & 0 & 0.5 \\ 0 & 0 & 1 \end{bmatrix} \mathbf{u}_k + \mathbf{w}_k, \quad (20)$$

where  $w_k$  is the effect of turbulence on the continuous state, which we model using a Dryden gust model; we use a Python implementation by Bøhn et al. (2019). Note that the drift term  $q_k = 0$ , and is thus omitted from Eq. (20). Since the model in Eq. (20) is not fully actuated (it has only 3 controls, versus a state of dimension 6), we group every two discrete time steps together and rewrite the model as follows:

$$\mathbf{x}_{k+2} = \bar{A}\mathbf{x}_k + \bar{U}\mathbf{u}_{k,k+1} + \mathbf{w}_{k,k+1}, \quad (21)$$

where  $\bar{A} \in \mathbb{R}^{6 \times 6}$  and  $\bar{U} \in \mathbb{R}^{6 \times 6}$  are properly redefined matrices, and  $\mathbf{u}_{k,k+1} \in \mathbb{R}^6$  and  $\mathbf{w}_{k,k+1} \in \mathbb{R}^6$  reflect the control inputs and process noise at both time steps  $k$  and  $k+1$ , combined in one vector.

The objective of this problem is to reach the goal region, which is also depicted in Fig. 3, within 64 steps (i.e. 32 steps with the model in Eq. (21)). This goal region is written as the following set of continuous states (for brevity, we omit an explicit definition of the critical regions):

$$\mathcal{X}_G = \{\mathbf{x} \in \mathbb{R}^6 \mid 11 \leq p_x \leq 15, \quad 1 \leq p_y \leq 5, \quad -7 \leq p_z \leq -3\}. \quad (22)$$

## B.2 Run times and size of model abstraction

The average run times and iMDP model sizes (over 10 runs) for all iterations of the UAV benchmark are presented in Table 1. Computing the states and actions took 15 min, but since this step is only performed in the first iteration, we omit the value from the table. The number of states (which equals the number of regions in the partition) and choices (the total number of state-action pairs) of the iMDP are independent of the value of  $N$ . By contrast, the number of transitions increases with  $N$ , because the additional noise samples may reveal more possible outcomes of a state-action pair.

## C Details on Building Temperature Regulation Benchmark

### C.1 Explicit model formulation

This model is a variant of the two-zone building automation system benchmark with stochastic dynamics in Cauchi and Abate (2018). The state vector of the model is  $\mathbf{x} = [T_1^z, T_2^z, T_1^r, T_2^r]^\top \in \mathbb{R}^4$ , reflecting both room (zone) temperatures ( $T^z$ ) and both radiator temperatures ( $T^r$ ). The control inputs  $\mathbf{u} = [T_1^{\text{ac}}, T_2^{\text{ac}}, T_1^{\text{boil}}, T_2^{\text{boil}}]^\top \in \mathbb{R}^4$  are the air conditioning (ac) and boiler temperatures, respectively, which are constrained within  $14 \leq T^{\text{ac}} \leq 26$  and  $65 \leq T^{\text{boil}} \leq 85$ . The changes in the temperature of both zones are governed by the following thermodynamics:

$$\dot{T}_1^z = \frac{1}{C_1} \left[ \frac{T_2^z - T_1^z}{R_{1,2}} + \frac{T_{\text{wall}} - T_1^z}{R_{1,\text{wall}}} \right] \quad (23a)$$

$$\begin{aligned} &+ mC_{pa}(T_1^{\text{ac}} - T_1^z) + P_{\text{out}}(T_1^r - T_1^z) \\ \dot{T}_2^z &= \frac{1}{C_2} \left[ \frac{T_1^z - T_2^z}{R_{1,2}} + \frac{T_{\text{wall}} - T_2^z}{R_{2,\text{wall}}} \right] \quad (23b) \\ &+ mC_{pa}(T_2^{\text{ac}} - T_2^z) + P_{\text{out}}(T_2^r - T_2^z), \end{aligned}$$

where  $C_i$  is the thermal capacitance of zone  $i$ , and  $R_{i,j}$  is the resistance between zones  $i$  and  $j$ ,  $m$  is the air mass flow,

$C_{pa}$  is the specific heat capacity of air, and  $P_{\text{out}}$  is the rated output of the radiator. Similarly, the dynamics of the radiator in room  $i$  are governed by the following equation:

$$\dot{T}_i^r = k_1(T_i^z - T_i^r) + k_0w(T_i^{\text{boil}} - T_i^r), \quad (24)$$

where  $k_0$  and  $k_1$  are constant parameters, and  $w$  is the water mass flow from the boiler. For the precise parameter values used, we refer to our codes, which are provided in the supplementary material. By discretizing Eq. (23) and (24) by a forward Euler method at a time resolution of 15 min, we obtain the following model in explicit form:

$$\begin{aligned} \mathbf{x}_{k+1} &= \begin{bmatrix} 0.8425 & 0.0537 & -0.0084 & 0.0000 \\ 0.0515 & 0.8435 & 0.0000 & -0.0064 \\ 0.0668 & 0.0000 & 0.8971 & 0.0000 \\ 0.0000 & 0.0668 & 0.0000 & 0.8971 \end{bmatrix} \mathbf{x}_k \\ &+ \begin{bmatrix} 0.0584 & 0.0000 & 0.0000 & 0.0000 \\ 0.0000 & 0.0599 & 0.0000 & 0.0000 \\ 0.0000 & 0.0000 & 0.0362 & 0.0000 \\ 0.0000 & 0.0000 & 0.0000 & 0.0362 \end{bmatrix} \mathbf{u}_k \quad (25) \\ &+ \begin{bmatrix} 1.2291 \\ 1.0749 \\ 0.0000 \\ 0.0000 \end{bmatrix} + \mathcal{N}\left(\begin{bmatrix} 0 \\ 0 \\ 0 \\ 0 \end{bmatrix}, \begin{bmatrix} 0.01 & 0 & 0 & 0 \\ 0 & 0.01 & 0 & 0 \\ 0 & 0 & 0.01 & 0 \\ 0 & 0 & 0 & 0.01 \end{bmatrix}\right), \end{aligned}$$

where  $\mathcal{N}(\boldsymbol{\mu}, \Sigma) \in \mathbb{R}^n$  is a multivariate Gaussian random variable with mean  $\boldsymbol{\mu} \in \mathbb{R}^n$  and covariance matrix  $\Sigma$ .

The goal in this problem is to reach a temperature of 19.9–20.1 °C in both zones within 32 discrete time steps of 15 min. As such, the goal region  $\mathcal{X}_G$  and critical region  $\mathcal{X}_C$  are:

$$\mathcal{X}_G = \{\mathbf{x} \in \mathbb{R}^2 \mid 19.9 \leq T_1^z \leq 20.1, \quad 19.9 \leq T_2^z \leq 20.1\} \quad (26)$$

$$\mathcal{X}_C = \emptyset.$$

## C.2 Run times and size of model abstraction

The run times and iMDP model sizes for all iterations of the 2-zone building temperature regulation benchmark are presented in Table 1. Computing the states and actions took 5:25 min, but we omit this value from the table because this step is only performed in the first iteration. The discussion of model sizes is analogous to Appendix B.2 on the UAV benchmark.

## D Benchmarks against other tools

### D.1 Benchmark against StocHy

We provide a comparison between our approach and StocHy (Cauchi and Abate 2019) on a reduced version of the temperature regulation problem in Appendix C.1 with only one zone. Thus, the state vector becomes  $\mathbf{x} = [T^z, T^r]^\top$ , and the control inputs are  $\mathbf{u} = [T^{\text{ac}}, T^{\text{boil}}]^\top$ , which are constrained to  $14 \leq T^{\text{ac}} \leq 28$  and  $-10 \leq T^{\text{boil}} \leq 10$  (note that  $T^{\text{boil}}$  is now relative to the nominal boiler temperature of 75 °C). Using the same dynamics as in Eq. (23) and (24), we obtain the following model in explicit form:

$$\begin{aligned} \mathbf{x}_{k+1} &= \begin{bmatrix} 0.8820 & 0.0058 \\ 0.0134 & 0.9625 \end{bmatrix} \mathbf{x}_k + \begin{bmatrix} 0.0584 & 0.0000 \\ 0.0000 & 0.0241 \end{bmatrix} \mathbf{u}_k \\ &+ \begin{bmatrix} 0.9604 \\ 1.3269 \end{bmatrix} + \mathcal{N}\left(\begin{bmatrix} 0 \\ 0 \end{bmatrix}, \begin{bmatrix} 0.02 & 0 \\ 0 & 0.1 \end{bmatrix}\right). \quad (27) \end{aligned}$$

Table 1: Run times per iteration (which excludes the computation of states and actions) and model sizes for the UAV, and 2-zone and 1-zone building temperature regulation (BAS) benchmarks.

Benchmark	Instance	Run times (per iteration, in seconds)			iMDP model size		
	Samples $N$	Update intervals	Write iMDP	Model checking	States	Choices	Transitions
UAV	25	12.6	29.2	39.4	25,516	1,228,749	12,846,997
UAV	50	15.3	34.6	45.9	25,516	1,228,749	16,657,161
UAV	100	18.6	39.5	52.8	25,516	1,228,749	20,567,880
UAV	200	24.2	44.6	60.3	25,516	1,228,749	24,619,239
UAV	400	35.5	50.7	69.8	25,516	1,228,749	29,257,395
UAV	800	55.5	58.7	81.2	25,516	1,228,749	34,242,325
UAV	1600	92.2	65.6	91.7	25,516	1,228,749	38,949,678
UAV	3200	169.5	72.2	97.9	25,516	1,228,749	42,890,950
UAV	6400	326.5	73.9	99.9	25,516	1,228,749	46,440,678
BAS (2-zone)	25	17.5	86.4	108.8	35,722	1,611,162	24,911,101
BAS (2-zone)	50	53.5	126.7	160.4	35,722	1,611,162	37,640,337
BAS (2-zone)	100	61.2	179.4	224.7	35,722	1,611,162	53,777,639
BAS (2-zone)	200	72.1	242.0	343.6	35,722	1,611,162	72,547,401
BAS (2-zone)	400	85.6	301.6	428.7	35,722	1,611,162	92,022,842
BAS (2-zone)	800	107.7	364.7	516.2	35,722	1,611,162	112,002,381
BAS (2-zone)	1600	149.5	437.2	602.4	35,722	1,611,162	131,737,514
BAS (2-zone)	3200	225.1	503.0	809.7	35,722	1,611,162	154,141,107
BAS (2-zone)	6400	372.6	596.2	1031.1	35,722	1,611,162	182,177,289
BAS (1-zone)	25	0.49	0.72	1.70	422	10,591	177,141
BAS (1-zone)	50	5.89	0.95	2.10	422	10,591	261,396
BAS (1-zone)	100	5.57	1.28	2.79	422	10,591	348,452
BAS (1-zone)	200	5.57	1.66	3.15	422	10,591	434,515
BAS (1-zone)	400	6.27	1.97	3.24	422	10,591	516,072
BAS (1-zone)	800	6.19	2.26	3.64	422	10,591	595,273
BAS (1-zone)	1600	7.01	2.80	3.91	422	10,591	675,380
BAS (1-zone)	3200	7.83	2.92	4.85	422	10,591	757,252
BAS (1-zone)	6400	10.61	3.07	5.05	422	10,591	830,860

The objective in this problem is to reach a zone temperature of  $20.9 - 21.1$  °C within 64 discrete time steps of 15 min. As such, the goal region  $\mathcal{X}_G$  and critical region  $\mathcal{X}_C$  are:

$$\mathcal{X}_G = \{\mathbf{x} \in \mathbb{R}^2 \mid 20.9 \leq T^z \leq 21.1\}, \quad \mathcal{X}_C = \emptyset. \quad (28)$$

We partition the continuous state space in a rectangular grid of  $19 \times 20$  regions of width  $0.2$  °C, which is centered at  $T^z = 21$  °C and  $T^r = 38$  °C. As such, the partition covers zone temperatures between  $19.1 - 22.9$  °C, and radiator temperatures between  $36 - 40$  °C.

**Abstraction method.** Similar to our approach, StocHy generates robust iMDP abstractions of the model above. However, while our approach also works when the distribution of the noise is unknown, StocHy requires precise knowledge of the noise distribution. Another difference is that StocHy discretizes the control inputs of the dynamical system, to obtain a finite action space. An iMDP action is then associated with the execution of a specific value of the control input  $\mathbf{u}_k$ . In our approach, an iMDP action instead reflects an attempted transition to a given target point, and the actual control input  $\mathbf{u}_k$  (calculated using the control law Eq. (5)) depends on the precise continuous state  $\mathbf{x}_k$ .

**Our approach is faster.** The run times and model sizes of our approach are reported in Table 1 under BAS (1-zone).

For our approach, the time to compute the states and actions (needed only in the first iteration) is 0.18 s, and run times per iterations (excluding verification times) vary from 1.2 – 13.7 s, depending on the value of  $N$ . Notably, the StocHy run times are *orders of magnitude higher*: the abstraction procedure of StocHy (excluding verification time) took 45:28 min, compared to under 14 s for our approach with the maximum of  $N = 6400$  samples (as reported in Table 1). We omit a comparison of the verification times, since StocHy does not leverage PRISM like our method does.

**Our guarantees are more conservative.** The maximum probabilities to reach the goal zone temperature from any initial state obtained for both methods are presented in Fig. 10. While the obtained results are qualitatively similar, the guarantees obtained from our approach are *slightly more conservative*. This is due to the fact that our approach relies on PAC guarantees on the transition probabilities, while StocHy gives straight probabilistic outcomes.

These results provide a clear message: our approach is more general and significantly faster, and generates results that are qualitatively similar to those obtained from StocHy.

## D.2 Benchmark against SReachTools

We benchmark our approach against the spacecraft rendezvous problem supplied with the MATLAB toolbox



Table 2: Reachability probability, the average simulated reachability probability, and run times for our method and SReachTools, under the default (x1) and increased (x10) noise covariance.

	Our method					SReachTools	
	Initial abstraction	$N = 25$	$N = 100$	$N = 400$	$N = 1600$	Particle	Voronoi
<b>Noise covariance x1</b>							
Reachability probability	—	0.44	0.81	0.95	0.98	0.88	0.85
Simulated probability	—	1.00	1.00	1.00	1.00	0.83	0.86
Run time (s)	3.420	6.966	9.214	11.016	17.294	0.703	3.462
<b>Noise covariance x10</b>							
Reachability probability	—	0.19	0.36	0.52	0.62	0.40	NaN
Simulated probability	—	0.59	0.63	0.59	0.65	0.19	NaN
Run time (s)	3.372	11.433	15.909	18.671	25.452	2.495	NaN

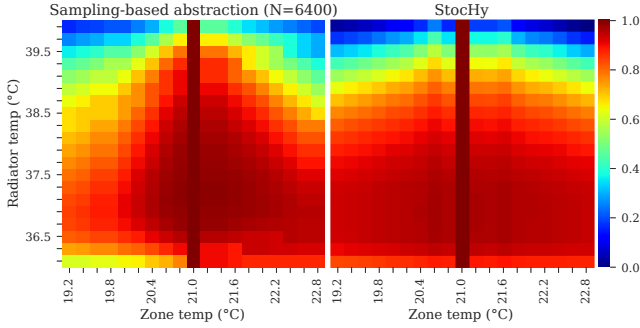


Figure 10: Maximum lower bound probabilities to reach the goal zone temperature of 21 °C from any initial state within 64 steps, for our approach ( $N = 6,400$ ) and StochHy.

SReachTools (Vinod, Gleason, and Oishi 2019). In this problem, one spacecraft must dock with another within 8 time steps, while remaining in a target tube. The goal is to compute a controller that maximizes the probability to achieve this objective. The 4-dimensional state  $\mathbf{x} = [p_x, p_y, v_x, v_y]^T \in \mathbb{R}^4$  describes the position and velocity in both directions. We adopt the same discrete-time dynamics as used in Vinod, Gleason, and Oishi (2019) and assume the same Gaussian noise (see the reference for details).

This problem is a finite-horizon reach-avoid problem with a rectangular goal region (target set), while the safe set is a convex tube, as also shown in Fig. 6. For our approach, we partition the state space in 3,200 rectangular regions. It is fair to note that the safe set in SReachTools is smooth, while ours is not (due to our partition-based approach). While our current implementation is limited to regions as hyper-rectangles and parallelepipeds, our method can in theory be used with all convex polytopic regions.

**Reachability guarantees.** We compare our method (with  $N = 25, \dots, 1600$  samples of the noise) to the results obtained via the different methods in SReachTools. We only consider the particle and Voronoi methods of SReachTools, because only these methods are sampling-based like our approach (although only the Voronoi method can give confidence guarantees on the results). The reachability guarantees and run times are presented in Table 2, and simulated trajec-

tories in Fig. 6. As expected, our reachability guarantees, as well as for the Voronoi method, are a lower bound on the average simulated performance (and are thus safe), while this is not the case for the particle method of SReachTools.

**Complexity and run time.** As shown in Table 2, the grid-free methods of SReachTools are generally faster than our abstraction-based approach. However, we note that our method was designed for non-convex problems, which cannot be solved by SReachTools. Interestingly, the complexity of the particle (Lesser, Oishi, and Erwin 2013) and Voronoi partition method (Sartipizadeh et al. 2019) increases *exponentially* with the number of samples, because their optimization problems have a binary variable for every particle. By contrast, the complexity of our method increases only *linearly* with the number of samples, because it suffices to count the number of samples in every region, as discussed in Sect. 4.2.

**Controller type.** The particle and Voronoi methods of SReachTools synthesize *open-loop* controllers, which means that they cannot act in response to observed disturbances of the state. Open-loop controllers do not consider any feedback, making such controllers unsafe in settings with significant noise levels (Åström and Murray 2010). By contrast, we derive *piecewise linear feedback* controllers. This structure is obtained, because our controllers are based on a state-based control policy that maps every continuous state within the same region to the same abstract action.

**Robustness against disturbances.** To demonstrate the importance of feedback control, we test both methods under stronger disturbances, by increasing the covariance of the noise by a factor 10. As shown in Table 2, the particle method yields a low reachability probability (with the simulated performance being even lower), and the Voronoi method was not able to generate a solution at all. By contrast, our method still provides safe lower bound guarantees, which become tighter for increasing sample sizes. Our state-based controller is robust against the stronger noise, because it is able to act in response to observed disturbances, unlike the open-loop methods of SReachTools that results in a larger error in the simulated state trajectories, as also shown in Fig. 6.