

Online estimation and control with optimal pathlength regret

Gautam Goel* Babak Hassibi[†]

Abstract

A natural goal when designing online learning algorithms for non-stationary environments is to bound the regret of the algorithm in terms of the temporal variation of the input sequence. Intuitively, when the variation is small, it should be easier for the algorithm to achieve low regret, since past observations are predictive of future inputs. Such data-dependent “pathlength” regret bounds have recently been obtained for a wide variety of online learning problems, including OCO and bandits. We obtain the first pathlength regret bounds for online control and estimation (e.g. Kalman filtering) in linear dynamical systems. The key idea in our derivation is to reduce pathlength-optimal filtering and control to certain variational problems in robust estimation and control; these reductions may be of independent interest. Numerical simulations confirm that our pathlength-optimal algorithms outperform traditional H_2 and H_∞ algorithms when the environment varies over time.

1 Introduction

Online learning has traditionally focused on minimizing regret against static policies. For example, in the multi-armed bandit problem, we compare the rewards obtained by the online learner to the rewards that the learner could have counterfactually obtained if they had simply pulled the same arm in each round. However, many real-world environments are non-stationary, e.g. the rewards associated to actions vary over time. In such settings, it is more natural to compare the actions of the online learner against a time-varying sequence of actions, rather than a single fixed action. It is also natural to bound the regret of the online algorithm in terms of the temporal variation in the reward sequence. Intuitively, when the variation is small, it should be easier for the algorithm to achieve low regret, since past observations are predictive of future rewards. Such data-dependent “pathlength” regret bounds have recently been obtained for a wide variety of online learning problems, including online convex optimization (OCO) and bandits, e.g. [2, 7, 14, 16].

A particularly challenging problem not considered in these prior works is obtaining pathlength regret bounds for online algorithms in environments with underlying dynamics. Intuitively, learning is harder in such settings because the rewards and actions are tightly coupled across rounds via the state; selecting a poor action in one round affects the rewards obtained in all subsequent rounds. This is in stark contrast to classical online learning problems (e.g. bandits), where a single poor decision results in a low reward for the algorithm in that round, but does not directly affect the rewards in future rounds. We ask: is it possible to design algorithms for online decision-making in dynamical systems which have regret bounded by pathlength? Answering this question has taken on a newfound urgency with the recent deployment of autonomous control systems such as drones and self-driving cars; these systems invariably encounter non-stationarity in their environments (e.g. changing weather, shifting traffic patterns, etc.)

1.1 Contributions of this paper

In this paper, we obtain the first pathlength regret bounds for online control and estimation (e.g. Kalman filtering) in linear dynamical systems. Our results show that it is possible to design controllers and filters which dynamically adapt to regularity in the disturbance sequence, even though the rewards are strongly coupled across time by dynamics. We construct a controller whose regret against a clairvoyant offline optimal controller has optimal dependence on the pathlength of the driving disturbance. Similarly, we construct a

*Computing and Mathematical Sciences (CMS) department, Caltech. Email: ggoel@caltech.edu

[†]Electrical Engineering (EE) department, Caltech. Email: bhassibi@caltech.edu

filter whose regret against the optimal smoothed estimator has optimal dependence on the pathlength of the measurement disturbance. The key idea underpinning our results is to reduce pathlength-optimal filtering and control to certain variational problems widely studied in the context of robust estimation and control during the 1980s. In Section 3, we show that the problem of obtaining a pathlength-optimal controller in the original dynamical system can be reduced to the problem of obtaining the H_∞ -optimal controller in a specially constructed synthetic system. Similarly, in Section 4 we reduce pathlength-optimal filtering to the classical Nehari problem from robust control. This problem, first introduced in 1957 in an operator theoretic context by Zeev Nehari [11], asks how closely a noncausal function can be approximated by a causal one. We describe the pathlength-optimal filter in terms of a computationally efficient state-space solution to the Nehari problem. In Section 5, we present numerical experiments which confirm that our pathlength-optimal algorithms outperform traditional H_2 and H_∞ algorithms when the environment varies over time. As a bonus, the algorithms we obtain also have regret with optimal dependence on the energy of the disturbances, up to a factor of 4. Our results show that classical techniques from H_∞ estimation and control, which were originally designed with the aim of ensuring *robustness*, can instead be used to obtain *adaptivity*; we believe such techniques deserve to be better known in machine learning.

1.2 Related work

The idea of bounding dynamic regret by pathlength was introduced in the seminal work of Zinkevich [16]; this idea was further explored in [3]. Dynamic regret bounds in terms of pathlength were obtained for the multi-armed bandit problem in [1, 13]. More recently, static regret bounds (i.e. regret against the best fixed arm) in terms of pathlength were obtained in [2, 14]. Pathlength regret bounds for online convex optimization with switching costs were obtained in [7].

The problem of designing controllers with optimal dynamic regret was studied in the finite-horizon, time-varying setting in [5], in the infinite-horizon LTI setting in [12], and in the measurement-feedback setting in [6]. These works all bounded regret by the energy in the disturbances; the pathlength regret bounds we obtain in this paper also imply energy regret bounds which are optimal up to a factor of 4. Filtering algorithms with energy regret bounds were obtained in the finite-horizon setting in [5] and the infinite-horizon setting in [12]. Gradient-based control algorithms with low dynamic regret against the class of disturbance-action policies were obtained in [15]; the stronger metric of adaptive regret was studied in [8]. We also note recent work [4, 7], which considered control through the lens of competitive ratio, a multiplicative analog of dynamic regret.

2 Preliminaries

2.1 Signals, energy and pathlength

The energy in a signal $w = (\dots, w_{-1}, w_0, w_1, w_2, \dots)$ is the squared ℓ_2 norm of w :

$$\text{ENERGY}(w) = \|w\|_2^2 = \sum_{t=-\infty}^{\infty} \|w_t\|_2^2.$$

The pathlength of w is

$$\text{PATHLENGTH}(w) = \sum_{t=-\infty}^{\infty} \|w_t - w_{t-1}\|_2^2.$$

Intuitively, the energy of w measures how “large” w is, while the pathlength measures the temporal variability in w . In the z -domain, the pathlength is $\|Mw(z)\|_2^2$, where $M(z) = 1 - z$. A simple application of the Cauchy-Schwarz and AM-GM inequalities show that for all w ,

$$\text{PATHLENGTH}(w) \leq 4 \cdot \text{ENERGY}(w). \quad (1)$$

In this sense, pathlength is a stronger metric than energy; given a pathlength regret bound, one immediately obtains a corresponding energy regret bound, but it is not possible, in general, to go in the opposite direction.

We say that a function is a *causal* function of a signal w if its output at time t depends only on $\{w_s\}_{s \leq t}$, and it is *anticausal* if it depends only on $\{w_s\}_{s \geq t}$. A function is *noncausal* if it is not causal, i.e. its output at time t depends on some w_{t+k} .

2.2 Control setting

We focus on the linear-quadratic (LQ) control setting, where a linear time-invariant (LTI) system evolves according to the dynamics

$$x_{t+1} = Ax_t + B_u u_t + B_w w_t,$$

where $x_t \in \mathbb{R}^n$ is the state, $u_t \in \mathbb{R}^m$ is the control and $w_t \in \mathbb{R}^p$ is an external disturbance. We incur a quadratic cost

$$x_t^* Q x_t + u_t^* R u_t$$

in each round, where $Q \succeq 0, R \succ 0$. Naturally, our goal is to select the control actions u so as to minimize the aggregate cost across rounds (note that cost minimization can be reframed as reward maximization). As is standard in infinite-horizon control, we assume that (A, B_u) is stabilizable and $(A, Q^{1/2})$ is detectable. We consider both the causal setting, where the control u_t is selected after observing the state x_t and the disturbance w_t , and the strictly causal setting, where the control u_t is selected after observing x_t but before observing w_t .

It is convenient to reparameterize the system dynamics and costs as follows. Let L be a square-root of Q (e.g. $L^* L = Q$) and let $R^{1/2}$ denote a square-root of R . Define $s_t = Lx_t$, $v_t = R^{1/2}u_t$; note that we can easily recover u_t from v_t by setting $u_t = R^{-1/2}v_t$. With this notation, the cost incurred by an online algorithm which selects v in response to w is

$$ALG(w) = \|s\|_2^2 + \|v\|_2^2.$$

The dynamics can also be rewritten in terms of s_t and v_t :

$$x_{t+1} = Ax_t + B_u R^{-1/2} v_t + B_w w_t, \quad s_t = Lx_t.$$

We can cleanly capture the dynamics in terms of transfer matrices as

$$s = Fv + Gw$$

where F, G are strictly causal transfer matrices encoding $\{A, B_u R^{-1/2}, B_w, L\}$.

Our goal is to design a controller which minimizes regret against a clairvoyant offline optimal controller K_0 which selects the optimal control given perfect noncausal knowledge of w . One can show (Theorem 11.2.1 in [9]) that the offline optimal control policy is

$$K_0(w) = -(I + F^* F)^{-1} F^* G w, \tag{2}$$

and the corresponding offline optimal cost is

$$OPT(w) = w^* G^* (I + F F^*)^{-1} G w. \tag{3}$$

Formally, we seek to solve the following problem:

Problem 1 (Pathlength-optimal control at level γ). *Given $\gamma > 0$, find a causal (or strictly causal) controller K whose cost, $ALG(w)$, satisfies*

$$ALG(w) - OPT(w) < \gamma^2 \cdot \text{PATHLENGTH}(w), \tag{4}$$

or determine whether no such controller exists.

Once this feasibility problem is solved, it is easy to recover the optimal value of γ via bisection; we define the *pathlength-optimal controller* to be the controller which satisfies (4) with the smallest possible γ .

Our proof technique is to reduce the problem of finding a controller satisfying (4) to an H_∞ control problem:

Problem 2 (H_∞ -optimal control at level γ). *Given $\gamma > 0$, find a causal (or strictly causal) controller K whose cost, $ALG(w)$, satisfies*

$$ALG(w) < \gamma^2 \cdot \text{ENERGY}(w),$$

or determine whether no such controller exists.

This problem has a well-known state-space solution:

Theorem 1 (Theorem 13.3.3 in [9]). *Suppose (A, B_u) is stabilizable and $(A, Q^{1/2})$ is observable on the unit circle. A causal controller at level γ exists if and only if there exists a solution to the Ricatti equation*

$$P = Q + A^*PA - A^*P\tilde{B}\tilde{H}^{-1}\tilde{B}^*PA$$

with

$$\tilde{B} = \begin{bmatrix} B_u & B_w \end{bmatrix}, \quad \tilde{R} = \begin{bmatrix} I & 0 \\ 0 & -\gamma^2 I \end{bmatrix}, \quad \tilde{H} = \tilde{R} + \tilde{B}^*P\tilde{B},$$

such that

1. $A - \tilde{B}\tilde{H}^{-1}\tilde{B}^*PA$ is stable;
2. \tilde{R} and \tilde{H} have the same inertia;
3. $P \succeq 0$.

In this case, the infinite-horizon H_∞ controller at level γ has the form

$$u_t = -H^{-1}B_u^*P(Ax_t + B_w w_t),$$

where $H = I + B_u^*PB_u$. A strictly causal H_∞ controller at level γ exists if and only if conditions 1 and 3 hold, and additionally

$$B_u^*PB_u \prec \gamma^2 I$$

and

$$I + B_w^*P(I - \gamma^2 B_u B_u^*P)^{-1}B_u \succ 0.$$

In this case, one possible strictly causal H_∞ controller at level γ is given by

$$u_t = -H^{-1}B_u^*PAx_t.$$

2.3 Filtering setting

We consider a linear time-invariant (LTI) system that evolves according to the dynamics

$$x_{t+1} = Ax_t + Bw_t, \quad y_t = Cx_t + v_t$$

where $x_t \in \mathbb{R}^n$ is the state, y_t is a noisy linear measurement of the state, and $w_t \in \mathbb{R}^m$ and $v_t \in \mathbb{R}^p$ are external disturbances. Our goal is to estimate a linear function of the states:

$$s_t = Lx_t,$$

given the measurements, where $L \in \mathbb{R}^r$. The special case where $r = n$ and $L = I$ corresponds to estimating the state itself. In each round, we output an estimate \hat{s}_t based on the current observation y_t and all previous observations and incur a squared-error loss

$$\|\hat{s}_t - s_t\|_2^2.$$

Naturally, our goal is to select the estimates so as to minimize the aggregate loss across all rounds. As is standard in infinite-horizon estimation, we assume that (A, B) is stabilizable and (A, C) is detectable.

In this paper, we obtain the pathlength-optimal filter using frequency domain analysis. We let $J(z)$ be the transfer matrix mapping the disturbance w to the signal s :

$$J(z) = L(zI - A)^{-1}B$$

and let $H(z)$ be the transfer matrix mapping the disturbance w to the observations y :

$$H(z) = C(zI - A)^{-1}B.$$

Any (linear) filter K naturally induces a transfer matrix T_K which maps the disturbances w and v to the estimation error $\hat{s} - s$ incurred by K :

$$T_K(z) = \begin{bmatrix} J(z) - K(z)H(z) & -K(z) \end{bmatrix}.$$

Our goal is to design a filter K which minimizes regret against the optimal smoothed estimator, i.e. the estimator which minimizes estimation error given noncausal access to the observations y . One can show (Theorem 10.3.1 in [9]) that the optimal smoothed estimator in the z -domain is

$$K_0(z) = J(z)H^*(z^{-*})(I + H(z)H^*(z^{-*}))^{-1}. \quad (5)$$

In this paper, we focus on bounding the regret by the pathlength of the measurement disturbance v and the energy of w ; we leave the problem of bounding regret by the pathlength of both w and v for future work. Formally, we seek to solve the following problem:

Problem 3 (Pathlength-optimal filtering at level γ). *Given $\gamma > 0$, find a filter K such that*

$$\begin{bmatrix} w^* & v^* \end{bmatrix} (T_K^* T_K - T_{K_0}^* T_{K_0}) \begin{bmatrix} w \\ v \end{bmatrix} < \gamma^2 \cdot (\text{ENERGY}(w) + \text{PATHLENGTH}(v)), \quad (6)$$

or determine whether no such filter exists.

Once this feasibility problem is solved, it is easy to recover the optimal value of γ via bisection; we define the *pathlength-optimal filter* to be the filter which satisfies (14) with the smallest possible value of γ .

Our proof technique reduces the problem of finding a filter satisfying (14) to Nehari problem:

Problem 4 (Nehari problem at level γ). *Given $\gamma > 0$ and a strictly anticausal function $T(z)$, find a causal and bounded function $K(z)$ such that*

$$\|K(z) - T(z)\|_\infty < \gamma, \quad (7)$$

or determine whether no such $K(z)$ exists.

Recall that

$$\|K(z) - T(z)\|_\infty = \sup_{\theta \in [0, 2\pi]} \bar{\sigma}(K(e^{i\theta}) - T(e^{i\theta})).$$

Informally, the Nehari problem seeks to find a causal function $K(z)$ which is γ -close to the anticausal function $T(z)$ at every frequency $\theta \in [0, 2\pi]$. When the anticausal function $T(z)$ has the rational form $T(z) = H(zI - F)^{-1}G$, where F is stable, the Nehari problem has an explicit solution:

Theorem 2 (Theorem 9 in [12]). *The smallest value of γ such that there exists a causal and bounded $K(z)$ satisfying (7) is $\gamma^* = \bar{\sigma}(Z\Pi)$, where Z and Π are solutions of the Lyapunov equations*

$$Z = F^* Z F + H^* H, \quad \Pi = F \Pi F^* + G G^*.$$

For all $\gamma \geq \gamma^$, a corresponding γ -optimal solution $\hat{K}(z)$ to (7) is*

$$\hat{K}(z) = H\Pi(I + F_\gamma(zI - F_\gamma)^{-1})K_\gamma,$$

where

$$F_\gamma = F^* - K_\gamma G^*, \quad K_\gamma = (I - F^* Z_\gamma F \Pi)^{-1} F^* Z_\gamma G,$$

and Z_γ is the solution of the Lyapunov equation

$$Z_\gamma = F^* Z_\gamma F + \gamma^{-2} H^* H.$$

2.4 Notation

We let $\bar{\sigma}(A)$ denote the largest singular value of A . To improve legibility, we often drop the explicit dependence on z when describing transfer matrices, e.g. we write J instead of $J(z)$ and Δ_1^* instead of $\Delta_1^*(z^{-*})$.

3 Pathlength-optimal control

We obtain a computationally efficient state-space description of a controller satisfying condition (4). The pathlength-optimal controller is easily obtained via bisection on γ .

Theorem 3. *Suppose (A, B_u) is stabilizable and $(A, Q^{1/2})$ is detectable. A causal infinite-horizon controller satisfying (4) exists if and only if there exists a solution to the Ricatti equation*

$$\hat{P} = \hat{L}^* \hat{L} + \hat{A}^* \hat{P} \hat{A} - \hat{A}^* \hat{P} \tilde{B} \tilde{H}^{-1} \tilde{B}^* \hat{P} \hat{A}$$

where

$$\begin{aligned} \hat{L} &= \begin{bmatrix} L & 0 \end{bmatrix}, \quad \hat{A} = \begin{bmatrix} A & -B_w K_2 \\ 0 & \tilde{A} - \tilde{B}_w K_2 \end{bmatrix}, \quad \hat{B}_w = \begin{bmatrix} B_w \Sigma_2^{-1/2} \\ \tilde{B}_w \Sigma_2^{-1/2} \end{bmatrix}, \quad \hat{B}_u = \begin{bmatrix} B_u \\ 0 \end{bmatrix}, \\ \tilde{B} &= \begin{bmatrix} \hat{B}_u & \hat{B}_w \end{bmatrix}, \quad \tilde{R} = \begin{bmatrix} I & 0 \\ 0 & -\gamma^2 I \end{bmatrix}, \quad \tilde{H} = \tilde{R} + \tilde{B}^* P \tilde{B}, \end{aligned}$$

where \tilde{A}, \tilde{B}_w are defined in (11) and K_2, Σ_2 are defined in (12), such that

1. $\hat{A} - \tilde{B} \tilde{H}^{-1} \tilde{B}^* \hat{P} \hat{A}$ is stable;
2. \tilde{R} and \tilde{H} have the same inertia;
3. $\hat{P} \succeq 0$.

In this case, a causal infinite-horizon H_∞ controller satisfying (4) is given by

$$u_t = -R^{-1/2} \hat{H}^{-1} \hat{B}_u^* \hat{P} (\hat{A} \xi_t + \hat{B}_w w'_t),$$

where $\hat{H} = I + \hat{B}_u^* \hat{P} \hat{B}_u$ and the dynamics of ξ are

$$\xi_{t+1} = \hat{A} \xi_t + \hat{B}_u u_t + \hat{B}_w w'_t.$$

The synthetic disturbance w' can be computed using the recursion

$$\nu_{t+1} = \tilde{A} \nu_t + \tilde{B}_w w_t, \quad w'_t = \Sigma_2^{1/2} (K_2 \nu_t + w_t),$$

A strictly causal infinite-horizon controller satisfying (4) exists if and only if conditions 1 and 3 hold, and additionally

$$\hat{B}_u^* \hat{P} \hat{B}_u \prec \gamma^2 I$$

and

$$I + \hat{B}_w^* \hat{P} (I - \gamma^2 \hat{B}_u \hat{B}_u^* \hat{P})^{-1} \hat{B}_u \succ 0.$$

In this case, a strictly causal controller satisfying (4) is given by

$$u_t = -R^{-1/2} \hat{H}^{-1} \hat{B}_u^* \hat{P} \hat{A} \xi_t.$$

Proof. Taking the z -transform of the linear evolution equations

$$x_{t+1} = Ax_t + B_u R^{-1/2} v_t + B_w w_t, \quad s_t = Lx_t$$

we obtain

$$zx(z) = Ax(z) + B_u R^{-1/2} v(z) + B_w w(z), \quad s(z) = Lx(z)$$

Letting $F(z)$ and $G(z)$ be the transfer matrices mapping $v(z)$ and $w(z)$ to $s(z)$, respectively, we see that

$$F(z) = L(zI - A)^{-1} B_u R^{-1/2}$$

and

$$G(z) = L(zI - A)^{-1} B_w.$$

Using the offline optimal cost (3) and the fact that $\text{PATHLENGTH}(w) = \|Mw(z)\|_2^2$, where $M(z) = 1 - z$, we see that condition (4) is equivalent to

$$ALG(w) < w^* \left[\gamma^2 M^* M + G^* (I + FF^*)^{-1} G \right] w,$$

where we have suppressed the dependence on z to improve legibility. Our goal is to obtain a canonical factorization

$$\gamma^2 M^* M + G^* (I + FF^*)^{-1} G = \Delta^* \Delta(z). \quad (8)$$

With this factorization, condition (4) becomes the H_∞ condition

$$ALG(w) < \|w'\|_2^2,$$

where the synthetic disturbance w' is $w'(z) = \Delta(z)w(z)$ and the system dynamics in the frequency domain are

$$s(z) = F(z)v(z) + G(z)\Delta^{-1}(z)w'(z). \quad (9)$$

This establishes that the pathlength-optimal controller is the H_∞ optimal controller in the system (9).

We first factor $I + F(z)F(z^*)^*$ as $\Delta_1(z)\Delta_1(z^*)^*$. Applying Lemma 1, we see that

$$\Delta_1(z) = (I + L(zI - A)^{-1}K_1)\Sigma_1^{1/2}. \quad (10)$$

We have

$$\Delta_1^{-1}(z) = \Sigma_1^{-1/2} (I - L(zI - (A - K_1L))^{-1}K_1), \quad G(z) = L(zI - A)^{-1}B_w,$$

therefore a minimal representation of $\Delta_1^{-1}(z)G(z)$ is

$$\Delta_1^{-1}(z)G(z) = \Sigma_1^{-1/2}L(zI - (A - K_1L))^{-1}B_w.$$

We can now recover the factorization (8). Notice that the left-hand side of (8) can be written as

$$\begin{bmatrix} \tilde{B}_w^*(z^{-*}I - \tilde{A})^{-*} & I \end{bmatrix} \begin{bmatrix} \tilde{L}^* \tilde{L} & \tilde{S} \\ \tilde{S}^* & \gamma^2 I \end{bmatrix} \begin{bmatrix} (zI - \tilde{A})^{-1} \tilde{B}_w \\ I \end{bmatrix},$$

where we define

$$\tilde{L} = \begin{bmatrix} \Sigma_1^{-1/2}L & 0 \\ 0 & \gamma I \end{bmatrix}, \quad \tilde{S} = \begin{bmatrix} 0 \\ \gamma^2 I \end{bmatrix}, \quad \tilde{A} = \begin{bmatrix} A - K_1L & 0 \\ 0 & 0 \end{bmatrix}, \quad \tilde{B}_w = \begin{bmatrix} B_w \\ -I \end{bmatrix}. \quad (11)$$

Applying Lemma 5, we see that this equals

$$\begin{bmatrix} \tilde{B}_w^*(z^{-*}I - \tilde{A})^{-*} & I \end{bmatrix} \Lambda_2(P_2) \begin{bmatrix} (zI - \tilde{A})^{-1} \tilde{B}_w \\ I \end{bmatrix},$$

where P_2 is an arbitrary Hermitian operator and we define

$$\Lambda_2(P_2) = \begin{bmatrix} \tilde{L}^* \tilde{L} - P_2 + \tilde{A}^* P_2 \tilde{A} & \tilde{S} + \tilde{A}^* P_2 \tilde{B}_w \\ \tilde{S}^* + \tilde{B}_w^* P_2 \tilde{A} & \gamma^2 I + \tilde{B}_w^* P_2 \tilde{B}_w \end{bmatrix}.$$

Notice that the $\Lambda_2(P_2)$ can be factored as

$$\begin{bmatrix} I & K_2^*(P_2) \\ 0 & I \end{bmatrix} \begin{bmatrix} \Gamma_2(P_2) & 0 \\ 0 & \Sigma_2(P_2) \end{bmatrix} \begin{bmatrix} I & 0 \\ K_2(P_2) & I \end{bmatrix},$$

where we define

$$\Gamma_2(P_2) = \tilde{L}^* \tilde{L} - P_2 + \tilde{A}^* P_2 \tilde{A} - K_2^*(P_2) \Sigma_2 K_2(P_2),$$

$$K_2(P_2) = \Sigma_2^{-1}(P_2)(\tilde{S}^* + \tilde{B}_w^* P_2 \tilde{A}), \quad \Sigma_2(P_2) = \gamma^2 I + \tilde{B}_w^* P_2 \tilde{B}_w. \quad (12)$$

It is clear that (\tilde{A}, \tilde{B}_w) is stabilizable, therefore the Riccati equation $\Gamma_2(P_2) = 0$ has a unique stabilizing solution (see, e.g. Theorem E.6.2 in [10]). Suppose P_2 is chosen to be this solution, and define $K_2 = K_2(P_2)$, $\Sigma_2 = \Sigma_2(P_2)$. We immediately obtain the factorization (8), where we define

$$\Delta(z) = \Sigma_2^{1/2}(I + K_2(zI - \tilde{A})^{-1}\tilde{B}_w). \quad (13)$$

Recall that the pathlength-optimal controller is the H_∞ -optimal controller in the system (9), driven by the synthetic disturbance $w'(z) = \Delta(z)w(z)$. We have

$$\Delta^{-1}(z) = (I - K_2(zI - (\tilde{A} - \tilde{B}_w K_2))^{-1}\tilde{B}_w)\Sigma_2^{-1/2}.$$

We note that $\tilde{A} - \tilde{B}_w K_2$ is stable and hence $\Delta^{-1}(z)$ is causal and bounded since its poles are strictly contained in the unit circle. Define

$$\hat{L} = \begin{bmatrix} L & 0 \end{bmatrix}, \quad \hat{A} = \begin{bmatrix} A & -B_w K_2 \\ 0 & \tilde{A} - \tilde{B}_w K_2 \end{bmatrix}, \quad \hat{B}_w = \begin{bmatrix} B_w \Sigma_2^{-1/2} \\ \tilde{B}_w \Sigma_2^{-1/2} \end{bmatrix}, \quad \hat{B}_u = \begin{bmatrix} B_u \\ 0 \end{bmatrix}.$$

It is easy to verify that

$$F(z) = \hat{L}(zI - \hat{A})^{-1}\hat{B}_u, \quad G(z)\Delta_1^{-1}(z) = \hat{L}(zI - \hat{A})^{-1}\hat{B}_w.$$

We have shown that the pathlength-optimal controller in the linear dynamical system parameterized by $\{A, B_u R^{-1/2}, B_w, L\}$ is the H_∞ -optimal controller in the system parameterized by $\{\hat{A}, \hat{B}_u, \hat{B}_w, \hat{L}\}$. Plugging these parameters into Theorem 1 immediately yields the pathlength-optimal control action v_t ; we recover u_t by setting $u_t = R^{-1/2}v_t$. A state-space model for the synthetic disturbance $w'(z) = \Delta(z)w(z)$ is easily obtained from (13). \square

4 Pathlength-optimal filtering

We obtain a computationally efficient state-space description of a filter satisfying condition (14). The pathlength-optimal filter is easily obtained via bisection on γ .

Theorem 4. *A filter satisfying (14) exists if and only if*

$$\bar{\sigma}(Z\Pi) \leq 1,$$

where Z and Π are solutions of the Lyapunov equations

$$Z = F^*ZF + H^*H, \quad \Pi = F\Pi F^* + GG^*$$

and F, G, H are defined in (20). In this case, a filtered estimator satisfying (14) is given by

$$\hat{s}_t = \Sigma_3^{-1/2}\beta_t - K_3\pi_t,$$

where β, π have the dynamics

$$\pi_{t+1} = (A_1 - A_1 W_1 L^* K_3)\pi_t + A_1 W_1 L^* \Sigma_3^{-1/2}\beta_t, \quad \beta_t = \Delta_3(1)Q(1)z_t + \alpha_t - \alpha_{t-1}.$$

The variable α is given by

$$\alpha_t = H(\Pi\xi_{t+1}^1 + \xi_t^2),$$

where ξ^1, ξ^2 have dynamics

$$\xi_{t+1}^1 = F_\gamma \xi_t^1 + K_\gamma z_t, \quad \xi_{t+1}^2 = A_2^* \xi_t^2 + C^* \Sigma_2^{-1/2} z_t$$

and

$$z_t = \Sigma_2^{-1/2}y_t - Ce_t,$$

where

$$e_{t+1} = A_2 e_t + K_2 y_t.$$

The matrices $\Delta_3(1)Q(1), A_1, A_2, \Sigma_2, \Sigma_3, K_2, K_3$ and W_1 are defined as in Lemmas 1, 2, and 3, and F_γ, K_γ are defined in (21).

We defer the proof of several key lemmas to the appendix and focus on the reduction of pathlength-optimal filtering to the Nehari problem.

Proof. Our goal is to find a filter K such that its associated transfer operator T_K satisfies

$$\begin{bmatrix} w^* & v^* \end{bmatrix} (T_K^* T_K - T_{K_0}^* T_{K_0}) \begin{bmatrix} w \\ v \end{bmatrix} \leq \gamma^2 \cdot (\text{ENERGY}(w) + \text{PATHLENGTH}(v)), \quad (14)$$

where T_{K_0} is the transfer operator associated to the optimal smoothed estimator

$$K_0(z) = J(z)H^*(z^{-*})(I + H(z)H^*(z^{-*}))^{-1}.$$

Moving to the z -domain, condition (14) can be neatly expressed in terms of transfer matrices as

$$0 \prec \gamma^2 M^*(z^{-*})M(z) + T_K^*(z^{-*})T_K(z) - T_{K_0}^*(z^{-*})T_{K_0}(z), \quad (15)$$

where we have defined

$$M(z) = \begin{bmatrix} I_m & 0 \\ 0 & M_v(z) \end{bmatrix}$$

and $M_v(z) = (1 - z^{-1})I_p$. Define the unitary operator

$$\theta = \begin{bmatrix} I & H^*(z^{-*}) \\ -H(z) & I \end{bmatrix} \begin{bmatrix} \Delta_1^{-1}(z) & 0 \\ 0 & -\Delta_2^{-*}(z^{-*}) \end{bmatrix},$$

where we define causal operators $\Delta_1(z), \Delta_2(z)$ such that

$$\Delta_1^*(z^{-*})\Delta_1(z) = I + H^*(z^{-*})H(z), \quad \Delta_2(z)\Delta_2^*(z^{-*}) = I + H(z)H^*(z^{-*}).$$

Notice that for every estimator K , we have

$$\mathcal{T}_K(z)\theta(z) = \begin{bmatrix} J(z)\Delta_1^{-1}(z) & K(z)\Delta_2(z) - J(z)H^*(z^{-*})\Delta_2^{-*}(z^{-*}) \end{bmatrix},$$

and in particular, we have

$$\mathcal{T}_{K_0}\theta = \begin{bmatrix} J(z)\Delta_1^{-1}(z) & 0 \end{bmatrix}.$$

Since $\theta(z)$ is unitary and commutes with $M(z)$, condition (15) is equivalent to

$$0 \prec \gamma^2 M^*M + \theta^* \mathcal{T}_{K_0}^* \mathcal{T}_{K_0} \theta - \theta^* \mathcal{T}_K^* \mathcal{T}_K \theta. \quad (16)$$

Define

$$R(z) = J(z)\Delta_1^{-1}(z), \quad Q(z) = J(z)H^*(z^{-*})\Delta_2^{-*}(z^{-*}).$$

The right-hand side of (16) can be rewritten as

$$\begin{bmatrix} \gamma^2 I_m & -R^*(K\Delta_2 - Q) \\ -(K\Delta_2 - Q)^*R & \gamma^2 M_v^*M_v - (K\Delta_2 - Q)^*(K\Delta_2 - Q) \end{bmatrix}$$

where we suppress the dependence on z to improve legibility. Applying the Schur complement, we see that condition (15) is equivalent to

$$(K\Delta_2 - Q)^*(I_m + \gamma^{-2}RR^*)(K\Delta_2 - Q) \preceq \gamma^2 M_v^*M_v,$$

which in turn is equivalent to

$$(K\Delta_2 - Q)^*(\gamma^{-2}I_m + \gamma^{-4}RR^*)(K\Delta_2 - Q) \preceq M_v^*M_v.$$

Suppose $\gamma^{-2}I_m + \gamma^{-4}R(z)R^*(z^{-*})$ can be factored as $\Delta_3^*(z^{-*})\Delta_3(z)$, where $\Delta_3(z)$ is causal; this factorization is obtained in Lemma 2. Then this condition is equivalent to

$$(\Delta_3 K \Delta_2 - \Delta_3 Q)^*(\Delta_3 K \Delta_2 - \Delta_3 Q) \preceq M_v^*M_v. \quad (17)$$

In order for condition (14) to hold, we must pick K such that $\Delta_3(1)K(1)\Delta_2(1) = \Delta_3(1)Q(1)$; otherwise the regret incurred when $w = 0$ and v is constant would be nonzero even though the energy in w and the pathlength of v are both zero. Notice that

$$\Delta_3(z)K(z)\Delta_2(z) - \Delta_3(z)Q(z) = (1 - z^{-1})(\tilde{K}(z) - \tilde{Q}(z)),$$

where $\tilde{K}(z), \tilde{Q}(z)$ satisfy

$$\begin{aligned}\Delta_3(z)K(z)\Delta_2(z) &= \Delta_3(1)K(1)\Delta_2(1) + (1 - z^{-1})\tilde{K}(z) \\ \Delta_3(z)Q(z) &= \Delta_3(1)Q(1) + (1 - z^{-1})\tilde{Q}(z).\end{aligned}$$

It is easy to see that $K(z)$ is causal if and only if $\tilde{K}(z)$ is causal. Therefore condition (17) is equivalent to

$$(\tilde{K}(z) - \tilde{Q}(z))^*(\tilde{K}(z) - \tilde{Q}(z)) \preceq I. \quad (18)$$

By Lemma 3, we can decompose $\Delta_3(z)Q(z)$ as

$$\Delta_3(z)Q(z) = \hat{L}W_2C^*\Sigma_2^{-1/2} + \hat{L}(zI - \hat{A})^{-1}\hat{A}W_2C^*\Sigma_2^{-1/2} + \hat{L}W_2A_2^*(z^{-1}I - A_2^*)^{-1}C^*\Sigma_2^{-1/2},$$

where \hat{L}, \hat{A}, A_2 and W_2 are defined in the lemma and A_2 is stable. Therefore

$$\Delta_3(z)Q(z) - \Delta_3(1)Q(1) = (1 - z^{-1})\tilde{Q}(z),$$

where

$$\tilde{Q}(z) = S(z) + T(z),$$

and

$$S(z) = -z\hat{L}(I - \hat{A})^{-1}(zI - \hat{A})^{-1}\hat{A}W_2C^*\Sigma_2^{-1/2}$$

is causal and

$$T(z) = \hat{L}W_2A_2^*(I - A_2^*)^{-1}(z^{-1}I - A_2^*)^{-1}C^*\Sigma_2^{-1/2}$$

is strictly anticausal. Define

$$\hat{K}(z) = \tilde{K}(z) - S(z).$$

It is clear that $\hat{K}(z)$ is causal if and only if $\tilde{K}(z)$ is causal, and furthermore, condition (18) is equivalent to

$$\|\hat{K}(z) - T(z)\|_\infty < 1. \quad (19)$$

We recognize (19) as a Nehari problem. Define

$$H = \hat{L}W_2A_2^*(I - A_2^*)^{-1}, \quad F = A_2^*, \quad G = C^*\Sigma_2^{-1/2}. \quad (20)$$

Then

$$T(z) = H(z^{-1}I - F)^{-1}G,$$

where F is stable. Appealing to Theorem 2, we see that the smallest possible value of γ such that a solution to (19) exists is the smallest value of γ such that $\bar{\sigma}(Z\Pi) \leq 1$, where Z and Π are solutions of the Lyapunov equations

$$Z = F^*ZF + H^*H, \quad \Pi = F\Pi F^* + GG^*.$$

Let γ^* be this optimal value of γ . For all $\gamma \geq \gamma^*$, a corresponding γ -optimal solution $\hat{K}(z)$ to (19) is

$$\hat{K}(z) = H\Pi(I + F_\gamma(zI - F_\gamma)^{-1})K_\gamma,$$

where

$$F_\gamma = F^* - K_\gamma G^*, \quad K_\gamma = (I - F^*ZF\Pi)^{-1}F^*ZG. \quad (21)$$

We hence obtain the following expression for $K(z)$ in terms of $\hat{K}(z)$:

$$\Delta_3^{-1}(z) \left(\Delta_3(1)Q(1) + (1 - z^{-1})(\hat{K}(z) + T(z)) \right) \Delta_2^{-1}(z).$$

This describes a filter satisfying condition (14) in the z -domain; translating this transfer matrix back into time domain, we easily obtain the state-space model described in the theorem. The constant $\Delta_3(1)Q(1)$ is easily found from the definitions of $\Delta_3(z)$ and $Q(z)$. □

5 Experiments

5.1 Pathlength-optimal control

We benchmark our pathlength-optimal controller in a nonlinear inverted pendulum system. This dynamical system has two scalar states, θ and $\dot{\theta}$, representing angular position and angular velocity, respectively, and a single scalar control input u . The state $(\theta, \dot{\theta})$ evolves according to the nonlinear evolution equation

$$\frac{d}{dt} \begin{bmatrix} \theta \\ \dot{\theta} \end{bmatrix} = \begin{bmatrix} \dot{\theta} \\ \frac{mg\ell}{J} \sin \theta + \frac{\ell}{J} u \cos \theta + \frac{\ell}{J} w \cos \theta \end{bmatrix},$$

where w is an external scalar disturbance, and m, ℓ, g, J are physical parameters describing the system; we assume that units are scaled so that these parameters are 1. Although these dynamics are nonlinear, we can benchmark the regret-optimal controller against the H_2 -optimal, H_∞ -optimal, and clairvoyant offline optimal controllers using Model Predictive Control (MPC). In the MPC framework, we iteratively linearize the model dynamics around the current state, compute the optimal control action in the linearized system, and then update the state in the original nonlinear system using this control action. In all of our experiments we take $Q, R = I$ and initialize θ and $\dot{\theta}$ to zero. We set the discretization parameter $\delta_t = 0.001$ and sample the dynamics at intervals of δ_t .

In Figure 1, we plot the relative performance of the pathlength-optimal, H_2 -optimal, and offline optimal controllers across different input disturbances. In several of our experiments the cost incurred by the H_∞ -optimal controller is orders of magnitude higher than that of the other controllers and is not shown in the corresponding figure. We first take w to be sampled i.i.d from a standard Gaussian in Figure 1a; this disturbance has no explicit regularity. Surprisingly, the pathlength-optimal controller significantly outperforms the H_2 -optimal controller, which is tuned for i.i.d zero-mean noise. This may be because the pathlength-optimal controller is better able to adapt to nonlinear dynamics (though it is only designed to adapt to the disturbance-generating process, not the dynamics). In Figure 1b, the disturbance is a step-function: it is $+1$ for 500 timesteps and -1 for the next 500 timesteps. While this disturbance has high energy, its pathlength is only 4. As expected, the pathlength-optimal controller outperforms the other causal controllers. In Figures 1c-1f, we consider sinusoidal disturbances with amplitude 1 and periods ∞ (i.e. a constant disturbance), 200π , 20π and 2π , respectively. Since the sine function is 1-Lipschitz, these disturbance are respectively 0.0-, 0.01-, 0.1-, and 1-temporally Lipschitz. In all of these experiments, the pathlength-optimal controller outperforms the H_2 -optimal and H_∞ -optimal controllers and closely tracks the clairvoyant offline optimal controller.

5.2 Pathlength-optimal filtering

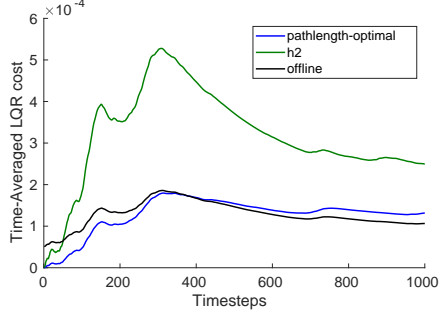
We consider a one-dimensional tracking problem, where the goal is to estimate an object's position given noisy observations of its trajectory. We consider the state-space model

$$\begin{bmatrix} x_{t+1} \\ \nu_{t+1} \end{bmatrix} = \begin{bmatrix} 1 & \delta_t \\ 0 & 1 \end{bmatrix} \begin{bmatrix} x_t \\ \nu_t \end{bmatrix} + \begin{bmatrix} 0 \\ \delta_t \end{bmatrix} \alpha_t, \quad y_t = x_t + v_t, \quad s_t = x_t,$$

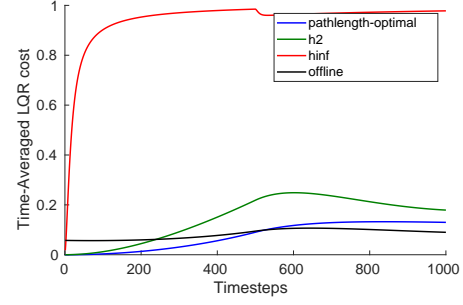
where x_t is the object's position, ν_t is the object's velocity, α_t is the object's instantaneous acceleration due to external forces, and v_t is measurement noise. We take $\delta_t = 0.01$ and initialize $x_0 = 0$. In this system, the optimal value of γ is $\gamma^* \approx 35.64$.

We benchmark the performance of the pathlength-optimal filter against that of the Kalman filter (e.g. the H_2 -optimal filter). Recall that the key innovation of the pathlength-optimal filter relative to standard filters is that the pathlength-optimal filter is designed to achieve low regret when the measurement disturbance v has low pathlength; for this reason, we focus on measuring how the performance varies across many different values of v . For simplicity, we take the driving disturbance α to be picked i.i.d from a standard Gaussian across all of our experiments. In Figure 2a, we plot the relative performance of the pathlength-optimal filter against that of the Kalman filter when the measurement disturbance is constant, i.e. $v_t = 1$ for all t . This disturbance has high energy but zero pathlength - as expected, the pathlength-optimal filter easily beats the Kalman filter, achieving orders-of-magnitude less estimation error. In Figure 2b, v varies sinusoidally with period 200π . Again, the pathlength-optimal filter outperforms the Kalman filter by orders of magnitude.

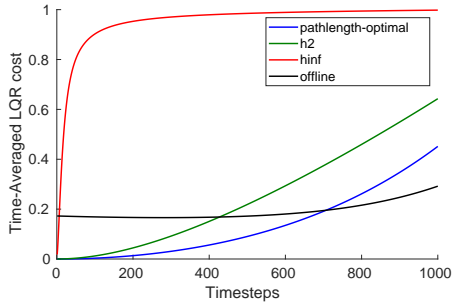
We next consider a sinusoidal disturbance with period 20π in Figure 2c. While this disturbance has a higher pathlength, the pathlength-optimal filter is still able to outperform the Kalman filter. Finally, in Figure 2d we consider an adversarial case, where the measurement disturbance v oscillates rapidly and hence has very high pathlength. We see that the pathlength-optimal filter is outperformed by the Kalman filter; this is entirely unsurprising, since the pathlength-optimal filter is specifically designed under the assumption that v varies slowly over time. Together, these four plots are consistent with the message of this paper: when the pathlength of the measurement disturbance is small, the pathlength-optimal filter produces very accurate estimates of the state and outperforms standard filtering algorithms.



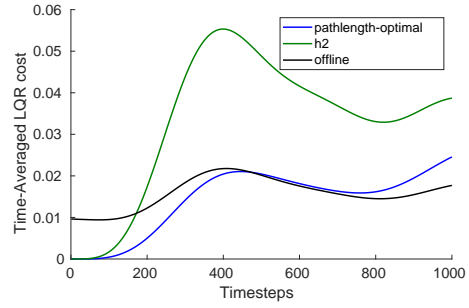
(a) Relative performance of LQ controllers in an inverted pendulum system driven by zero-mean Gaussian noise.



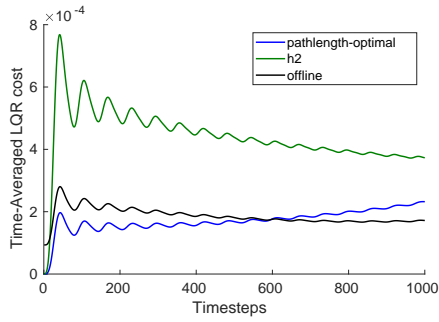
(b) Relative performance of LQ controllers in an inverted pendulum system driven by step-function noise.



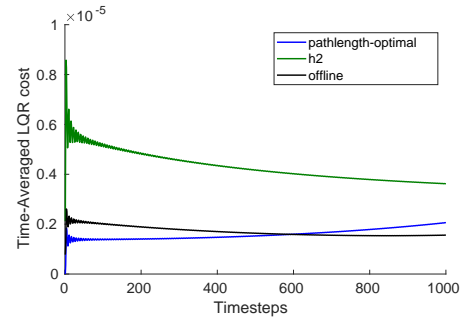
(c) The driving disturbance is constant and hence has zero pathlength, although its energy is large.



(d) The driving disturbance is sinusoidal with period 200π .

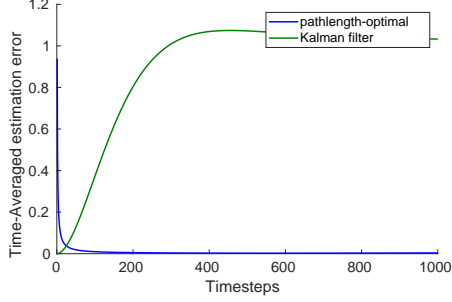


(e) The driving disturbance is sinusoidal with period 20π .

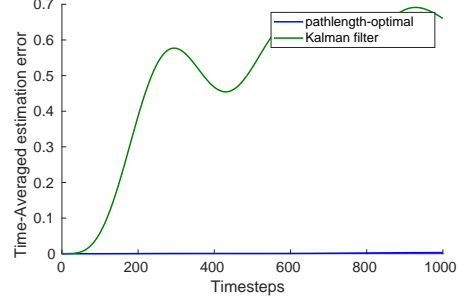


(f) The driving disturbance is sinusoidal with period 2π .

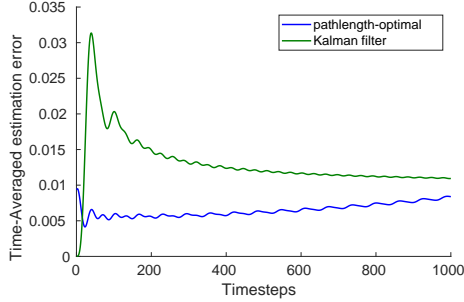
Figure 1: Relative performance of linear-quadratic (LQ) controllers.



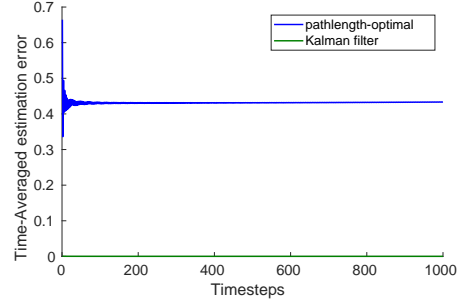
(a) The driving disturbance is drawn i.i.d from a standard Gaussian and the measurement disturbance is constant ($v_t = 1$ for all t). The pathlength of the measurement disturbance is zero, though its energy is large.



(b) The driving disturbance is drawn i.i.d from a standard Gaussian and the measurement disturbance varies sinusoidally with period 200π . The pathlength of the measurement disturbance is small, relative to its energy.



(c) The driving disturbance is drawn i.i.d from a standard Gaussian and the measurement disturbance varies sinusoidally with period 20π . The pathlength of the measurement disturbance is moderate, relative to its energy.



(d) The driving disturbance is drawn i.i.d from a standard Gaussian and the measurement disturbance varies sinusoidally with period 2π . The pathlength of the measurement disturbance is large, relative to its energy.

Figure 2: Relative performance of the pathlength-optimal filter and the Kalman filter.

References

- [1] Omar Besbes, Yonatan Gur, and Assaf Zeevi. “Non-stationary stochastic optimization”. In: *Operations research* 63.5 (2015), pp. 1227–1244.
- [2] Sébastien Bubeck et al. “Improved path-length regret bounds for bandits”. In: *Conference On Learning Theory*. PMLR. 2019, pp. 508–528.
- [3] Chao-Kai Chiang et al. “Online optimization with gradual variations”. In: *Conference on Learning Theory*. JMLR Workshop and Conference Proceedings. 2012, pp. 6–1.
- [4] Gautam Goel and Babak Hassibi. “Competitive Control”. In: *arXiv preprint arXiv:2107.13657* (2021).
- [5] Gautam Goel and Babak Hassibi. “Regret-optimal Estimation and Control”. In: *arXiv preprint arXiv:2106.12097* (2021).
- [6] Gautam Goel and Babak Hassibi. “Regret-optimal measurement-feedback control”. In: *Learning for Dynamics and Control*. PMLR. 2021, pp. 1270–1280.
- [7] Gautam Goel and Adam Wierman. “An online algorithm for smoothed regression and lqr control”. In: *Proceedings of Machine Learning Research* 89 (2019), pp. 2504–2513.
- [8] Paula Gradu, Elad Hazan, and Edgar Minasyan. “Adaptive regret for control of time-varying dynamics”. In: *arXiv preprint arXiv:2007.04393* (2020).
- [9] Babak Hassibi, Ali H Sayed, and Thomas Kailath. *Indefinite-quadratic estimation and control: a unified approach to H_2 and H -infinity theories*. SIAM, 1999.
- [10] Thomas Kailath, Ali H Sayed, and Babak Hassibi. *Linear estimation*. Prentice Hall, 2000.
- [11] Zeev Nehari. “On bounded bilinear forms”. In: *Annals of Mathematics* (1957), pp. 153–162.
- [12] Oron Sabag et al. “Regret-Optimal Full-Information Control”. In: *arXiv preprint arXiv:2105.01244* (2021).
- [13] Chen-Yu Wei, Yi-Te Hong, and Chi-Jen Lu. “Tracking the best expert in non-stationary stochastic environments”. In: *Advances in neural information processing systems* 29 (2016), pp. 3972–3980.
- [14] Chen-Yu Wei and Haipeng Luo. “More adaptive algorithms for adversarial bandits”. In: *Conference On Learning Theory*. PMLR. 2018, pp. 1263–1291.
- [15] Peng Zhao, Yu-Xiang Wang, and Zhi-Hua Zhou. “Non-stationary online learning with memory and non-stochastic control”. In: *arXiv preprint arXiv:2102.03758* (2021).
- [16] Martin Zinkevich. “Online convex programming and generalized infinitesimal gradient ascent”. In: *Proceedings of the 20th international conference on machine learning (icml-03)*. 2003, pp. 928–936.

A MISSING LEMMAS

Lemma 1. *Let $H(z) = C(zI - A)^{-1}B$, where (A, B) is stabilizable and (A, C) is detectable. The following canonical factorizations hold:*

$$I + H^*(z^{-*})H(z) = \Delta_1^*(z^{-*})\Delta_1(z), \quad I + H(z)H^*(z^{-*}) = \Delta_2(z)\Delta_2^*(z^{-*}),$$

where we define the causal operators

$$\Delta_1(z) = \Sigma_1^{1/2}(I + K_1^*(zI - A)^{-1}B), \quad \Delta_2(z) = (I + C(zI - A)^{-1}K_2)\Sigma_2^{1/2}$$

and define

$$\begin{aligned} K_1 &= \Sigma_1^{-1}B^*P_1A, & \Sigma_1 &= I + B^*P_1B, \\ K_2 &= AP_2C^*\Sigma_2^{-1}, & \Sigma_2 &= I + CP_2C^*, \end{aligned}$$

where P_1 and P_2 are the solutions to the Riccati equations

$$C^*C - P_1 + A^*P_1A - A^*P_1B(I + B^*P_1B)^{-1}B^*P_1A = 0$$

and

$$BB^* - P_2 + AP_2A^* - AP_2C^*(I + CP_2C^*)^{-1}A^*P_2C = 0.$$

Proof. We first factor $I + H^*(z^{-*})H(z)$ as $\Delta_1^*(z^{-*})\Delta_1(z)$. We rewrite $I + H^*(z^{-*})H(z)$ as

$$\begin{bmatrix} B^*(z^{-1}I - A^*)^{-1} & I \end{bmatrix} \begin{bmatrix} C^*C & 0 \\ 0 & I \end{bmatrix} \begin{bmatrix} (zI - A)^{-1}B \\ I \end{bmatrix}.$$

In light of Lemma 4, we see that this equals

$$\begin{bmatrix} B^*(z^{-1}I - A^*)^{-1} & I \end{bmatrix} \Lambda_1(P_1) \begin{bmatrix} (zI - A)^{-1}B \\ I \end{bmatrix}.$$

where P_1 is an arbitrary Hermitian matrix and we define

$$\Lambda_1(P_1) = \begin{bmatrix} C^*C - P_1 + A^*P_1A & A^*P_1B \\ B^*P_1A & I + B^*P_1B \end{bmatrix}.$$

Notice that the $\Lambda_1(P_1)$ can be factored as

$$\begin{bmatrix} I & K_1^*(P_1) \\ 0 & I \end{bmatrix} \begin{bmatrix} \Gamma_1(P_1) & 0 \\ 0 & \Sigma_1(P_1) \end{bmatrix} \begin{bmatrix} I & 0 \\ K_1(P_1) & I \end{bmatrix},$$

where we define

$$\begin{aligned} \Gamma_1(P_1) &= C^*C - P_1 + A^*P_1A - K_1^*(P_1)\Sigma_1(P_1)K_1(P_1), \\ K_1(P_1) &= \Sigma_1(P_1)^{-1}B^*P_1A, \quad \Sigma_1(P_1) = I + B^*P_1B. \end{aligned}$$

By assumption, (A, B) is stabilizable and (A, C) is detectable, therefore (A^*, C^*) is stabilizable and (A^*, B^*) is detectable. It follows that the Riccati equation $\Gamma_1(P_1) = 0$ has a unique stabilizing solution (see, e.g. Theorem E.6.2 in [10]). Suppose P_1 is chosen to be this solution, and define $K_1 = K_1(P_1)$, $\Sigma_1 = \Sigma_1(P_1)$. We immediately obtain the canonical factorization $I + H^*(z^{-*})H(z) = \Delta_1^*(z^{-*})\Delta_1(z)$, where we define

$$\Delta_1(z) = \Sigma_1^{1/2}(I + K_1(zI - A)^{-1}B). \quad (22)$$

The factorization $I + H(z)H^*(z^{-*}) = \Delta_2(z)\Delta_2^*(z^{-*})$ can be obtained almost identically. We rewrite $I + H(z)H^*(z^{-*})$ as

$$\begin{bmatrix} C(zI - A)^{-1} & I \end{bmatrix} \begin{bmatrix} BB^* & 0 \\ 0 & I \end{bmatrix} \begin{bmatrix} (z^{-1}I - A^*)^{-1}C^* \\ I \end{bmatrix}.$$

In light of Lemma 4, we see that this equals

$$\begin{bmatrix} C(zI - A)^{-1} & I \end{bmatrix} \Lambda_2(P_2) \begin{bmatrix} (z^{-1}I - A^*)^{-1}C^* \\ I \end{bmatrix},$$

where P_2 is an arbitrary Hermitian matrix and we define

$$\Lambda_2(P_2) = \begin{bmatrix} BB^* - P_2 + AP_2A^* & AP_2C^* \\ CP_2A^* & I + CP_2C^* \end{bmatrix}.$$

Notice that the $\Lambda_2(P_2)$ can be factored as

$$\begin{bmatrix} I & K_2(P_2) \\ 0 & I \end{bmatrix} \begin{bmatrix} \Gamma_2(P_2) & 0 \\ 0 & \Sigma_2(P_2) \end{bmatrix} \begin{bmatrix} I & 0 \\ K_2^*(P_2) & I \end{bmatrix},$$

where we define

$$\begin{aligned} \Gamma_2(P_2) &= BB^* - P_2 + AP_2A^* - K_2(P_2)\Sigma_2(P_2)K_2^*(P_2), \\ K_2(P_2) &= AP_2C^*\Sigma_2(P_2)^{-1}, \quad \Sigma_2(P_2) = I + CP_2C^*. \end{aligned}$$

By assumption, (A, B) is stabilizable and (A, C) is detectable, therefore the Riccati equation $\Gamma_2(P_2) = 0$ has a unique stabilizing solution. Suppose P_2 is chosen to be this solution, and define $K_2 = K_2(P_2)$, $\Sigma_2 = \Sigma_2(P_2)$. We immediately obtain the canonical factorization $I + H(z)H^*(z^{-*}) = \Delta_2(z)\Delta_2^*(z^{-*})$, where we define

$$\Delta_2(z) = (I + C(zI - A)^{-1}K_2)\Sigma_2^{1/2}. \quad (23)$$

□

Lemma 2. *The following canonical factorization holds:*

$$\gamma^{-2}I_m + \gamma^{-4}J\Delta_1^{-1}\Delta_1^{-*}J^* = \Delta_3^*\Delta_3,$$

where $\Delta_1(z)$ is defined as in Lemma 1 and $\Delta_3(z)$ is the causal operator

$$\Delta_3(z) = \gamma^{-1}\Sigma_3^{1/2}(I + K_3(zI - A_1)^{-1}A_1W_1L^*),$$

where we define $A_1 = A - BK_1$ and W_1 is the solution of the Lyapunov equation

$$\gamma^{-2}B\Sigma^{-1}B^* - W_1 + A_1W_1A_1^* = 0,$$

and we define $K_3 = K_3(P_3)$ and $\Sigma_3 = \Sigma_3(P_3)$ where

$$K_3(P_3) = \Sigma_3(P_3)^{-1}(L + LW_1A_1^*P_3A_1), \quad \Sigma_3(P_3) = \Sigma_0 + LW_1A_1^*P_3A_1W_1L^*$$

and P_3 is the solution of the Riccati equation

$$-P_3 + A_1^*P_3A_1 - K_3^*(P_3)\Sigma_3(P_3)K_3(P_3) = 0.$$

Proof. Recall that

$$\Delta_1(z) = \Sigma_1^{1/2}(I + K_1(zI - A)^{-1}B),$$

where K_1, Σ_1 are defined in Lemma 1. Therefore

$$J(z)\Delta_1^{-1}(z) = L(zI - A_1)^{-1}B\Sigma_1^{-1/2},$$

where we define $A_1 = A - BK_1$. We can hence rewrite $I + \gamma^{-2}J(z)\Delta_1^{-1}(z)\Delta_1^{-*}(z^{-*})J^*(z^{-*})$ as

$$\begin{bmatrix} L(zI - A_1)^{-1} & I \end{bmatrix} \begin{bmatrix} \gamma^{-2}B\Sigma_1^{-1}B^* & 0 \\ 0 & I \end{bmatrix} \begin{bmatrix} (z^{-1}I - A_1^*)^{-1}L^* \\ I \end{bmatrix}.$$

In light of Lemma 5, the center matrix can be replaced by

$$\begin{bmatrix} \gamma^{-2}B\Sigma_1^{-1}B^* - W_1 + A_1PA_1^* & A_1W_1L^* \\ LW_1A_1^* & I + LW_1L^* \end{bmatrix},$$

where W_1 is an arbitrary Hermitian matrix of appropriate dimensions. Suppose W_1 is chosen as the solution of the Lyapunov equation

$$\gamma^{-2}B\Sigma_1^{-1}B^* - W_1 + A_1W_1A_1^* = 0.$$

Let $A_1W_1L^* = A_1W_1L^*$. We see that $I + \gamma^{-2}J(z)\Delta_1^{-1}(z)\Delta_1^{-*}(z^{-*})J^*(z^{-*})$ can be written as

$$I + LW_1L^* + L(zI - A_1)^{-1}A_1W_1L^* + LW_1A_1^*(z^{-1} - A_1^*)^{-1}L^*.$$

This in turn can be expressed as

$$\begin{bmatrix} LW_1A_1^*(z^{-1}I - A_1^*)^{-1} & I \end{bmatrix} \begin{bmatrix} 0 & L^* \\ L & \Sigma_0 \end{bmatrix} \begin{bmatrix} (zI - A_1)^{-1}A_1W_1L^* \\ I \end{bmatrix},$$

where we define $\Sigma_0 = I + LW_1L^*$. Applying Lemma 4, the center matrix can be replaced by

$$\Lambda_3(P_3) = \begin{bmatrix} -P_3 + A_1^*P_3A_1 & L^* + A_1^*P_3A_1W_1L^* \\ L + LW_1A_1^*P_3A_1 & I + LW_1L^* + LW_1A_1^*P_3A_1W_1L^* \end{bmatrix},$$

where P_3 is an arbitrary Hermitian matrix. Notice that $\Lambda_3(P_3)$ factors as

$$\begin{bmatrix} I & K_3^*(P_3) \\ 0 & I \end{bmatrix} \begin{bmatrix} \Gamma_3(P_3) & 0 \\ 0 & \Sigma_3(P_3) \end{bmatrix} \begin{bmatrix} I & 0 \\ K_3(P_3) & I \end{bmatrix},$$

where we define

$$\Gamma_3(P_3) = -P_3 + A_1^*P_3A_1 - K_3^*(P_3)\Sigma_3(P_3)K_3(P_3),$$

$$K_3(P_3) = \Sigma_3(P_3)^{-1}(L + LW_1A_1^*P_3A_1), \quad \Sigma_3(P_3) = \Sigma_0 + LW_1A_1^*P_3A_1W_1L^*.$$

Notice that A_1 is stable, therefore the Riccati equation $\Gamma_3(P_3) = 0$ has a unique stabilizing solution. Suppose P_3 is chosen to be this solution, and define $K_3 = K_3(P_3)$, $\Sigma_3 = \Sigma_3(P_3)$. We immediately obtain the canonical factorization $\gamma^{-2}I_m + \gamma^{-4}J(z)\Delta_1^{-1}(z)\Delta_1^{-*}(z^{-*})J^*(z^{-*}) = \Delta_3^*(z^{-*})\Delta_3(z)$, where we define

$$\Delta_3(z) = \gamma^{-1}\Sigma_3^{1/2}(I + K_3(zI - A_1)^{-1}A_1W_1L^*).$$

□

Lemma 3. *Let $\Delta_3(z)$ be defined as in Lemma 2. Then $\Delta_3(z)Q(z)$ can be decomposed into causal and anticausal components as*

$$\Delta_3(z)Q(z) = LW_2C^*\Sigma_2^{-1/2} + L(zI - A)^{-1}AW_2C^*\Sigma_2^{-1/2} + LW_2A_2^*(z^{-1}I - A_2^*)^{-1}C^*\Sigma_2^{-1/2},$$

where W_2 is the solution of the Lyapunov equation

$$\hat{B}B^* - W_2 + \hat{A}W_2A_2^* = 0,$$

and we define K_1, K_2 as in Lemma 1, K_3, Σ_3 as in Lemma 2 and let $A_1 = A - BK_1$, $A_2 = A - K_1C$ and

$$\hat{A} = \begin{bmatrix} A_1 & A_1W_1L^*L \\ 0 & A \end{bmatrix}, \quad \hat{B} = \begin{bmatrix} 0 \\ B \end{bmatrix}, \quad \hat{L} = \begin{bmatrix} \gamma^{-1}\Sigma_3^{1/2}K_3 & \gamma^{-1}\Sigma_3^{1/2}L \end{bmatrix}.$$

Proof. In Lemma 1 we found $\Delta_2(z)$:

$$\Delta_2(z) = (I + C(zI - A)^{-1}K_2)\Sigma_2^{1/2}.$$

Therefore

$$\Delta_2^{-*}(z^{-*}) = (I - K_2^*(z^{-1} - A_2^*)^{-1}C^*)\Sigma_2^{-1/2}.$$

It follows that

$$H^*(z^{-*})\Delta_2^*(z^{-*}) = B^*(z^{-1}I - A_2^*)^{-1}C^*\Sigma_2^{-1/2}.$$

Similarly,

$$\Delta_3(z)J(z) = \hat{L}(zI - \hat{A})^{-1}\hat{B},$$

where we define

$$\hat{A} = \begin{bmatrix} A_1 & A_1W_1L^*L \\ 0 & A \end{bmatrix}, \quad \hat{B} = \begin{bmatrix} 0 \\ B \end{bmatrix}, \quad \hat{L} = \begin{bmatrix} \gamma^{-1}\Sigma_3^{1/2}K_3 & \gamma^{-1}\Sigma_3^{1/2}L \end{bmatrix}.$$

Therefore, $\Delta_3(z)Q(z)$ can be rewritten as

$$\begin{bmatrix} \hat{L}(zI - \hat{A})^{-1} & I \end{bmatrix} \begin{bmatrix} \hat{B}B^* & 0 \\ 0 & 0 \end{bmatrix} \begin{bmatrix} (z^{-1}I - A_2^*)^{-1}C^*\Sigma_2^{-1/2} \\ I \end{bmatrix}.$$

In light of Lemma 6, we see that the center matrix can be replaced by

$$\begin{bmatrix} \hat{B}B^* - W_2 + \hat{A}W_2A_2^* & \hat{A}W_2C^*\Sigma_2^{-1/2} \\ \hat{L}W_2A_2^* & \hat{L}W_2C^*\Sigma_2^{-1/2} \end{bmatrix},$$

where W_2 is an arbitrary matrix of appropriate dimension. We take W_2 to be the solution of the Sylvester equation

$$\hat{B}B^* - W_2 + \hat{A}W_2A_2^* = 0,$$

and immediately obtain the desired decomposition of $\Delta_3(z)Q(z)$ into causal and anticausal components. \square

Lemma 4. *For all H, F and all Hermitian matrices P , we have*

$$\begin{bmatrix} H^*(z^{-1}I - F^*)^{-1} & I \end{bmatrix} \Omega(P) \begin{bmatrix} (zI - F)^{-1}H \\ I \end{bmatrix} = 0,$$

where we define

$$\Omega(P) = \begin{bmatrix} -P + F^*PF & F^*PH \\ H^*PF & H^*PH \end{bmatrix}.$$

Proof. This identity is essentially the “transpose” of Lemma 5 and is easily verified via direct calculation. \square

Lemma 5. *For all H, F and all Hermitian matrices P , we have*

$$\begin{bmatrix} H(zI - F)^{-1} & I \end{bmatrix} \Omega(P) \begin{bmatrix} (z^{-1}I - F^*)^{-1}H^* \\ I \end{bmatrix} = 0,$$

where we define

$$\Omega(P) = \begin{bmatrix} -P + FPF^* & FPH^* \\ HPF^* & HPH^* \end{bmatrix}.$$

Proof. This identity is a special case of Lemma 6; it also appears as Lemma 12.3.3 in [9]. \square

Lemma 6. *For all H_1, H_2, F_1, F_2 and all matrices W , we have*

$$\begin{bmatrix} H_1(zI - F_1)^{-1} & I \end{bmatrix} \Omega(W) \begin{bmatrix} (z^{-1}I - F_2^*)^{-1}H_2^* \\ I \end{bmatrix} = 0,$$

where we define

$$\Omega(W) = \begin{bmatrix} -W + F_1WF_2^* & F_1WH_2^* \\ H_1WF_2^* & H_1WH_2^* \end{bmatrix}.$$

Proof. Notice that $\Omega(W)$ can be rewritten as

$$\Omega(W) = \begin{bmatrix} F_1 \\ H_1 \end{bmatrix} W \begin{bmatrix} F_2 & H_2 \end{bmatrix} - \begin{bmatrix} I \\ 0 \end{bmatrix} W \begin{bmatrix} I & 0 \end{bmatrix}.$$

The proof is immediate after observing that

$$\begin{bmatrix} H_1(zI - F_1)^{-1} & I \end{bmatrix} \begin{bmatrix} F_1 \\ H_1 \end{bmatrix} = H_1(zI - F_1)^{-1}z, \quad \begin{bmatrix} F_2 & H_2 \end{bmatrix} \begin{bmatrix} (z^{-1}I - F_2^*)^{-1}H_2^* \\ I \end{bmatrix} = z^{-1}(z^{-1}I - F_2^*)^{-1}H_2^*.$$

□