

---

# TOWARDS USER ENGAGEMENT DYNAMICS IN SOCIAL NETWORKS

---

A PREPRINT

**Qingyuan Linghu**

University of New South Wales  
q.linghu@unsw.edu.au

**Fan Zhang**

Guangzhou University  
fanzhang.cs@gmail.com

**Xuemin Lin**

University of New South Wales  
lxue@cse.unsw.edu.au

**Wenjie Zhang**

University of New South Wales  
zhangw@cse.unsw.edu.au

**Ying Zhang**

University of Technology Sydney  
ying.zhang@uts.edu.au

October 26, 2021

## ABSTRACT

The engagement of each user in a social network is an essential indicator for maintaining a sustainable service. Existing studies use the *coreness* of a user to well estimate its static engagement in a network. However, when the engagement of a user is weakened or strengthened, the influence on other users' engagement is unclear. Besides, the dynamic of user engagement has not been well captured for evolving social networks. In this paper, we systematically study the network dynamic against the engagement change of each user for the first time. The influence of a user is monitored via two novel concepts: the *collapsed power* to measure the effect of user weakening, and the *anchored power* to measure the effect of user strengthening. We show that the two concepts can be naturally integrated such that a unified offline algorithm is proposed to compute both the collapsed and anchored followers for each user. When the network structure evolves, online techniques are designed to maintain the users' followers, which is faster than redoing the offline algorithm by around 3 orders of magnitude. Extensive experiments on real-life data demonstrate the effectiveness of our model and the efficiency of our algorithms.

**Keywords** Social Network · User Engagement · Graph Algorithm

## 1 Introduction

In the study of social networks, it is essential to monitor the engagement of users (nodes), and then motivate or protect the critical nodes [28, 24], so as to maintain a sustainable service or to defend the attacks from the competitors. For instance, Friendster was a once popular social network with over 115 million users, but it is suspended due to contagious leave of users with low engagement [10] [35].

Social networks are often modeled as graphs when studied. In graph theory, the  $k$ -core is defined as the maximal subgraph where each vertex has at least  $k$  neighbors (degree) in the subgraph [29] [34]. Given a graph, the  $k$ -core decomposition iteratively removes every vertex with degree less than  $k$ . Every vertex in the graph has a unique *coreness* value, that is, the largest  $k$  s.t. the  $k$ -core contains the vertex. Existing works have well studied the effect of coreness on capturing node engagement. In [28], the coreness of a node is demonstrated as the "best practice" for its engagement. In [24], the engagement of a node (e.g., the check-in number of a node) is further validated as positive correlated with its coreness based on real-life experiments.

The weakening and strengthening of nodes are the two natural engagement dynamics in a network. Specifically, in [41] (resp. [3]), when weakening (resp. strengthening) a node, we say it is *collapsed* (resp. *anchored*) such that its degree is regarded as 0 (resp.  $+\infty$ ). When a node  $x$  is collapsed (resp. anchored), all the other nodes which decrease (resp. increase) the coreness values due to collapsing (resp. anchoring)  $x$  are called  $x$ 's *collapsed followers* (resp. *anchored followers*). As far as we know, against the weakening and strengthening of a node, the engagement dynamic change of

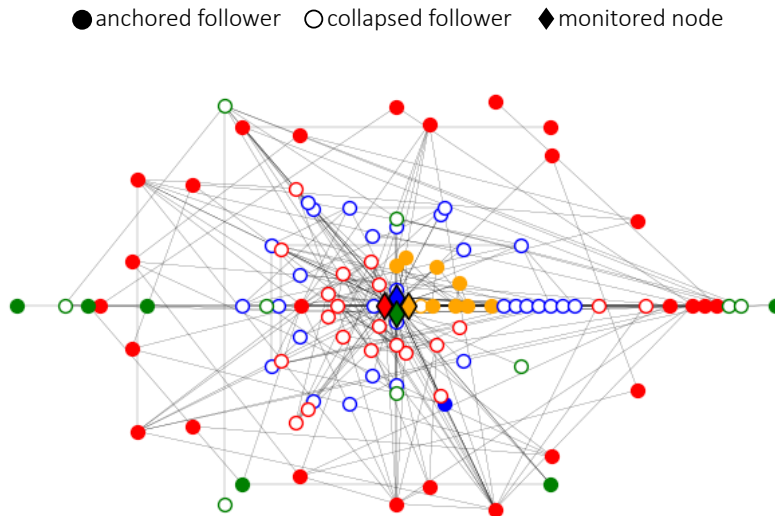


Figure 1: Node Monitoring on Gowalla

other nodes has not been systematically studied. Thus, in this paper, we compute the collapsed and anchored followers of each node to monitor its influence on the engagement dynamics of other nodes.

**Example 1.1** *In the social network Gowalla [18], we monitor 4 nodes, the red, orange, blue and green diamonds at the center of Figure 1. The collapsed followers (resp. anchored followers) of a monitored node are visualized by the hollow circles (resp. solid circles) with the same color. All the followers having the same coreness are presented at the same distance from the center. We can find the following phenomena: 1) Different nodes have very different number of followers, e.g., the orange node has the least followers compared with the other 3 nodes; 2) The ratio of followers of the two categories varies from different monitored nodes, e.g., the vast majority followers of the blue (resp. orange) node are collapsed followers (resp. anchored followers), but the green and red nodes have relatively even number of collapsed and anchored followers; 3) The coreness of the followers are diverse, e.g., the followers are presented in many different distances from the center even though we only monitor 4 nodes.*

From Example 1.1, we can find a node’s influence on the engagement dynamics of other nodes is well captured by two aspects: the collapsed power and the anchored power. In this paper, we study the integration and the efficient computation towards anchored and collapsed followers. As real-life networks may fast evolve, we also aim to efficiently maintain the correct collapsed and anchored followers for each node against edge insertions and deletions, which helps us systematically monitor the node influence on the engagement dynamics of social networks in real-life situation.

## 2 Related Work

The stability and engagement dynamic in social networks has attracted significant attention, e.g., [28] [3] [40] [6] [24] [25] [41] [39]. These works all adopt the  $k$ -core model because of its degeneration property which can naturally quantify the engagement dynamics of nodes in real-life networks [29]. The anchored  $k$ -core [3] and anchored coreness [24] problem aim to find and enhance some key nodes for network stability. Besides, the collapsed  $k$ -core [41] and collapsed coreness [39] problem hold a different view in which some key nodes are protected against the attacks. However, unlike this paper, none of the above works combines collapsing and anchoring as the two natural engagement changes, i.e., the weakening and strengthening, and systematically study the engagement dynamics of other nodes against each node’s engagement change in evolving networks.

The concept of  $k$ -core and its computing algorithm are first introduced in [29] [34]. An  $\mathcal{O}(m)$  in-memory algorithm for core decomposition is provided in [2]. The state-of-the-art core maintenance algorithm is proposed in [42]. The core decomposition algorithms under different computation environments are studied including I/O efficient algorithm [38] and distributed algorithm [30]. The  $k$ -core model has lots of applications including, community discovery [7] [8] [20], influential spreader identification [15] [23] [27] [36], and the applications in biology and ecology [1] [4] [31].

Table 1: Common Notations throughout the paper

Notation	Definition
$G$	an unweighted and undirected graph
$V(G); E(G)$	the vertex set of $G$ ; the edge set of $G$
$n; m$	$ V(G) ;  E(G) $ (assume $m > n$ )
$u, v, w, x$	a vertex in $G$
$N(u, G)$	the set of neighbors of $u$ in $G$
$deg(u, G)$	$+\infty$ if $u$ is anchored, 0 if $u$ is collapsed, $ N(u, G) $ otherwise
$C_k(G)$	the $k$ -core of $G$
$c(u, G)$	the original coreness of $u$ in $G$
$c_x^-(u, G)$	the coreness of $u$ in $G$ with collapsing $x$
$c_x^+(u, G)$	the coreness of $u$ in $G$ with anchoring $x$
${}^-\mathcal{F}(x, G)$	the collapsed follower set of $x$ in $G$
${}^+\mathcal{F}(x, G)$	the anchored follower set of $x$ in $G$
$H_k(G)$	the $k$ -shell of $G$
$\mathcal{SC}[v]$	the only shell component containing $v$
$S, S.V, S.E, S.c$	a shell component with its vertex set, edge set and coreness value
$\mathcal{C}[S]$	the collapser candidate set of $S$
$\mathcal{A}[S]$	the anchor candidate set of $S$
${}^-\mathcal{F}[x][S]$	the collapsed follower set of $x$ in $S$
${}^+\mathcal{F}[x][S]$	the anchored follower set of $x$ in $S$

Another classic problem that investigates the node influence in networks is *influence maximization* (IM), which is studied in recent years in [5] [21] [9] [11] [12] [17] [22] [26] [32] [37] [13] [33], to name some. The IM problem is first presented in [14] proving the problem is NP-hard. However, the IM problem aims to find  $k$  nodes to maximize the social influence instead of monitoring each node's influence regarding network structural stability as in this paper.

### 3 Preliminaries

We consider an unweighted and undirected graph  $G = (V, E)$ , where  $V(G)$  (resp.  $E(G)$ ) represents the set of vertices (resp. edges) in  $G$ .  $N(u, G)$  is the set of adjacent vertices of  $u$  in  $G$ , which is also called the neighbour vertex set of  $u$  in  $G$ . Note that we may omit the input graph for all the notations in the paper when the context is clear, e.g., using  $deg(u)$  instead of  $deg(u, G)$ .

**Definition 3.1  $k$ -core.** Given a graph  $G$ , a subgraph  $S$  is the  $k$ -core of  $G$ , denoted by  $C_k(G)$ , if (i)  $S$  satisfies degree constraint, i.e.,  $deg(u, S) \geq k$  for each  $u \in V(S)$ ; and (ii)  $S$  is maximal, i.e., any supergraph  $S' \supset S$  is not a  $k$ -core.

If  $k \geq k'$ , the  $k$ -core is always a subgraph of  $k'$ -core, i.e.,  $C_k(G) \subseteq C_{k'}(G)$ . Each vertex in  $G$  has a unique coreness.

**Definition 3.2 coreness.** Given a graph  $G$ , the coreness of a vertex  $u \in V(G)$ , denoted by  $c(u, G)$ , is the largest  $k$  such that  $C_k(G)$  contains  $u$ , i.e.,  $c(u, G) = \max\{k : u \in C_k(G)\}$ .

**Definition 3.3 core decomposition.** Given a graph  $G$ , core decomposition of  $G$  is to compute the coreness of every vertex in  $V(G)$ .

In this paper, once a vertex  $x$  in the graph  $G$  is **collapsed** (resp. **anchored**), the degree of  $x$  is regarded as zero (resp. positive infinity), i.e.,  $deg(x, G) = 0$  (resp.  $deg(x, G) = +\infty$ ). Every collapsed (resp. anchored) vertex is called an **collapser** or **collapser vertex** (resp. **anchor** or **anchor vertex**). The existence of collapser vertices (resp. anchor vertices) may change the coreness of other vertices. We use  $c_x^-(u, G)$  (resp.  $c_x^+(u, G)$ ) to denote the coreness of  $u$  in  $G$  with collapsing (resp. anchoring)  $x$ .

The computation of core decomposition is shown in Algorithm 1, in which we recursively delete the vertex with the smallest degree in the graph  $G$ . The time complexity is  $\mathcal{O}(m)$ . When there exists a collapser vertex  $x$ ,  $x$  is automatically deleted at first as its degree is zero. When there exists an anchor vertex  $x$ , the only difference is that we do not delete  $x$  as its degree is positive infinity.

**Definition 3.4 collapsed follower set.** Given a graph  $G$  and the collapser vertex  $x$ , the collapsed follower set of  $x$  in  $G$  is denoted by  ${}^-\mathcal{F}(x, G)$ , and includes all other vertices decreasing their coreness with collapsing  $x$  in  $G$ , i.e.,  ${}^-\mathcal{F}(x, G) = \{u \in V(G) : u \neq x \wedge c_x^-(u, G) < c(u, G)\}$ .

**Algorithm 1: CoreDecomp( $G$ )****Input** : a graph  $G$ **Output** :  $c(u, G)$  for each  $u \in V(G)$ 

```

1  $k \leftarrow 1$ ;
2 while exist vertices in  $G$  do
3   while  $\exists u \in V(G)$  with  $\text{deg}(u) < k$  do
4      $\text{deg}(v) \leftarrow \text{deg}(v) - 1$  for each  $v \in N(u, G)$ ;
5     remove  $u$  and its adjacent edges from  $G$ ;
6      $c(u, G) \leftarrow k - 1$ ;
7    $k \leftarrow k + 1$ ;
8 return  $c(u, G)$  for each  $u \in V(G)$ 

```

**Definition 3.5 anchored follower set.** Given a graph  $G$  and the anchor vertex  $x$ , the anchored follower set of  $x$  in  $G$  is denoted by  ${}^+\mathcal{F}(x, G)$ , and includes all other vertices increasing their coreness with anchoring  $x$  in  $G$ , i.e.,  ${}^+\mathcal{F}(x, G) = \{u \in V(G) : u \neq x \wedge c_x^+(u, G) > c(u, G)\}$ .

**Problem Statement.** Given a graph  $G$ , for each  $v \in V(G)$ , we compute  ${}^-\mathcal{F}(v, G)$  and  ${}^+\mathcal{F}(v, G)$ . When an edge  $(u, u')$  is inserted into (resp. removed from)  $G$ , we have  $E(G) \leftarrow E(G) \cup \{(u, u')\}$  (resp.  $E(G) \leftarrow E(G) \setminus \{(u, u')\}$ ). Now for each  $v \in V(G)$ , we maintain  ${}^-\mathcal{F}(v, G)$  and  ${}^+\mathcal{F}(v, G)$ .

Note that, vertex insertion (resp. removal) can be regarded as a sequence of edges insertion (resp. removal).

## 4 The Offline and Online Algorithms

We introduce our algorithms of offline computing the collapsed follower set (CFS) and anchored follower set (AFS) for each vertex in a graph, and online maintaining the two sets each time when an edge is inserted to or removed from the graph. The computation is based on *shell component* (4.1), by which the graph is partitioned into multiple atom units. Any parallel architecture such as multi-threads can then be utilized to compute the CFS and AFS in parallel. When an edge is inserted or removed, 4.2 shows how we maintain the atom units. We prove that, by only conducting computation regarding those new updated atom units, the CFS and AFS for each vertex can be efficiently maintained. The further accelerating techniques for computing CFS and AFS are introduced in 4.3.

### 4.1 The Shell Component Based Framework

**Definition 4.1  $k$ -shell.** Given a graph  $G$ , the  $k$ -shell, denoted by  $H_k(G)$ , is the set of vertices in  $G$  with coreness equal to  $k$ , i.e.,  $H_k(G) = V(C_k(G)) \setminus V(C_{k+1}(G))$ .

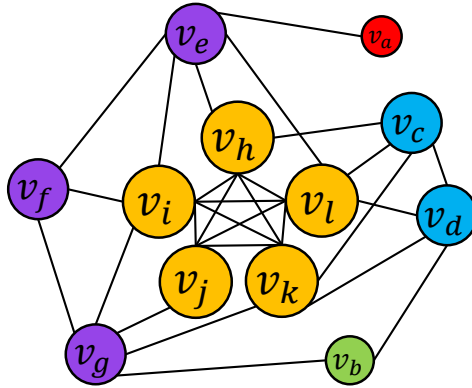


Figure 2: Illustration of Shell Component.

**Definition 4.2 shell component.** Given a graph  $G$  and the  $k$ -shell  $H_k(G)$ , a subgraph  $S$  is a shell component of  $H_k(G)$ , if  $S$  is a maximal induced connected component of  $H_k(G)$ .

**Algorithm 2: ShellDecomp( $G$ )****Input** :  $G$  : the graph**Output** :  $SC$  : the index of shell components in  $G$ 


---

```

1 CoreDecomp( $G$ );
2 for each unassigned  $u \in V(G)$  do
3    $S \leftarrow$  a new shell component;
4    $S.c := c(u, G)$ ;
5    $S.V := S.V \cup \{u\}$ ;
6    $u$  is set assigned;
7   ShellConnect( $u, S, SC$ );
8    $SC[u] := S$ ;
9 return  $SC$ 

```

---

**Algorithm 3: ShellConnect( $u, S, SC$ )****Input** :  $u$  : a vertex,  $S$  : the shell component containing  $u$ ,  $SC$  : the shell component index

---

```

1 for each  $v \in N(u, G)$  do
2   if  $c(v) = c(u)$  then
3      $S.E := S.E \cup \{(u, v)\}$ ;
4     if  $v$  is unassigned then
5        $S.V := S.V \cup \{v\}$ ;
6        $v$  is set assigned;
7       ShellConnect( $v, S, SC$ );
8        $SC[v] := S$ ;

```

---

**Theorem 4.1** For each vertex  $v \in V(G)$ , there exists only one shell component  $S$  having  $v \in V(S)$ .

**Proof 4.1** We prove it by contradiction. Assuming there are  $S_1$  and  $S_2$  with  $v \in V(S_1)$  and  $v \in V(S_2)$ . Then we have, for each  $u \in V(S_1)$ ,  $c(u) = c(v)$  and  $u$  is connected with  $v$ ; For each  $u \in V(S_2)$ ,  $c(u) = c(v)$  and  $u$  is connected with  $v$ . Thus,  $S_1 \cup S_2$  satisfies the definition of one single shell component, which contradicts with our assumption. Proof completes.

**Example 4.1** In Figure 2, we have  $H_1(G) = \{v_a\}$ ,  $H_2(G) = \{v_b\}$ ,  $H_3(G) = \{v_c, v_d, v_e, v_f, v_g\}$  and  $H_4(G) = \{v_h, v_i, v_j, v_k, v_l\}$ . For  $H_1(G)$ ,  $S_1$  is the only shell component of  $H_1(G)$  with  $V(S_1) = \{v_a\}$ . For  $H_2(G)$ ,  $S_2$  is the only shell component with  $V(S_2) = \{v_b\}$ . But within  $H_3(G)$ , we have two shell components  $S_3$  and  $S_4$ , in which  $V(S_3) = \{v_c, v_d\}$  and  $V(S_4) = \{v_e, v_f, v_g\}$ , because  $S_3$  and  $S_4$  are not connected by the edges among  $H_3(G)$ . For  $H_4(G)$ ,  $S_5$  is the only shell component with  $V(S_5) = \{v_h, v_i, v_j, v_k, v_l\}$ . The graph in Figure 2 will be often referred in the following examples, so we summarize the notations in Table 2 for your convenience.

Table 2: Shell Components in Figure 2

Shell component	$S_1$	$S_2$	$S_3$	$S_4$	$S_5$
Vertex set	$v_a$	$v_b$	$v_c, v_d$	$v_e, v_f, v_g$	$v_h, v_i, v_j, v_k, v_l$

For a shell component  $S$  of  $H_k(G)$ , we denote  $S.V$ ,  $S.E$  and  $S.c$  as the vertex set, edge set and the coreness of the vertices in  $S$ , i.e.,  $S.V = V(S)$ ,  $S.E = E(S)$  and  $S.c = c(v, G) \forall v \in S.V$ . We use the structure  $SC$  to index the shell components for all the vertices, in which for each  $v \in V(G)$ ,  $SC[v]$  is the only shell component having  $v \in SC[v].V$  (Theorem 4.1). Algorithm 2 and Algorithm 3 illustrate the process of decomposing each vertex into its shell component.

In Algorithm 2, firstly we need to conduct core decomposition (Line 1) on  $G$  so that we can get the coreness of each vertex. We traverse all the vertices with each vertex marked *unassigned* as default (Line 2). Each time meeting an *unassigned* vertex  $u \in V(G)$ , we create a new shell component  $S$  (Line 3), set the related domains of  $S$  and set  $u$  as *assigned* (Line 4-6). Then we call Algorithm 3 (details in the next paragraph) to recursively collect all the vertices which should be in  $S$  (Line 7), followed by assigning  $SC[u] := S$  (Line 8). When all the vertices are set *assigned* (in Algorithm 2 or Algorithm 3), we get the complete  $SC$ . The time complexity of Algorithm 2 is  $\mathcal{O}(m)$  as we traverse each vertex's neighbors once.

In Algorithm 3, for the vertex  $u$ , we traverse all its neighbors in  $N(u, G)$  (Line 1). If  $c(v) = c(u)$  (Line 2), we add the edge  $(u, v)$  into  $S.E$  (Line 3). Note that  $(u, v)$  and  $(v, u)$  are the same in our setting. Only if  $v$  is *unassigned* (Line 4), we add  $v$  into  $S.V$  and recursively call Algorithm 3 to find all the vertices of  $S$  (Line 5-8).

$\mathcal{C}[\cdot]$  and  $\mathcal{A}[\cdot]$ . We define two affiliated structures, the collapser candidate set  $\mathcal{C}[\cdot]$  and the anchor candidate set  $\mathcal{A}[\cdot]$  w.r.t. all the shell components of  $G$ . For a shell component  $S$ ,  $\mathcal{C}[S] = \{v : v \in S.V \vee c(v, G) > S.c \wedge N(v, G) \cap S.V \neq \emptyset\}$ , and  $\mathcal{A}[S] = \{v : v \in S.V \vee c(v, G) < S.c \wedge N(v, G) \cap S.V \neq \emptyset\}$ .  $\mathcal{C}[\cdot]$  and  $\mathcal{A}[\cdot]$  can be easily computed when traversing each vertex's neighbors in Algorithm 2 or Algorithm 3, without changing the time complexity.

**Lemma 4.1** *If a vertex  $x$  is collapsed in  $G$ , any other vertex  $u \in V(G) \setminus \{x\}$  decreases its coreness by at most 1.*

**Proof 4.2** *Please refer to the proof of Theorem 4 in [39].*

**Lemma 4.2** *If a vertex  $x$  is anchored in  $G$ , any other vertex  $u \in V(G) \setminus \{x\}$  increases its coreness by at most 1.*

**Proof 4.3** *Please refer to the proof of Theorem 4.6 in [24].*

**Theorem 4.2** *For collapsing  $x$  in  $G$ , another vertex  $u$  is  $x$ 's collapsed follower indicates  $x \in \mathcal{C}[S]$  s.t.  $u \in S.V$ .*

**Proof 4.4** *We prove it by contradiction. Assuming  $u$  decreases its coreness since  $x$  is collapsed,  $u \in S.V$  and  $x \notin \mathcal{C}[S]$ . This firstly means  $x \notin S.V$ , according to the definition of  $\mathcal{C}[S]$ , then we have the following possible situations: 1)  $c(x, G) < S.c$ ; 2)  $c(x, G) = S.c$ ; 3)  $c(x, G) > S.c \wedge N(x, G) \cap S.V = \emptyset$ .*

*For situation 1), No matter  $x$  is collapsed or not,  $x$  is always deleted before  $u$  in core decomposition (Algorithm 1), so that  $c_x^-(u) = c(u)$  which contradicts with our assumption.*

*For situation 2), Consider deleting  $V(G)$  in core decomposition without collapsing  $x$ . After all the vertices with coreness less than  $S.c$  are deleted, for each  $S' \neq S$  s.t.  $S'.c = S.c$ , it is available to delete  $S'.V$  before  $S.V$ . And  $S.V$  can remain in the graph still satisfying for each  $v \in S.V$ ,  $\deg(v) \geq S.c$ . We denote the deleted (resp. remained) vertex set so far as  $V^d$  (resp.  $V^r$ ). For each  $v \in V^r \setminus S.V$ ,  $c(v) > S.c$ . Because  $c(x) = S.c$  and  $x \notin S.V$ , we can conclude  $x \in V^d$ . For the graph with collapsing  $x$  (deleted firstly), let us then delete  $V^d \setminus \{x\}$ . Now the remaining graph are still induced by  $V^r$  satisfying for each  $v \in V^r$ ,  $\deg(v) \geq S.c$ . Since  $u \in V^r$ ,  $u$  is not a collapsed follower of  $x$ , which contradicts with our assumption.*

*For situation 3), in graph  $G$  without collapsing  $x$ , for each  $v \in S.V$ , we denote  $N^>(v) = \{w \in N(v, G) : c(w) > S.c\}$ . As  $c(v) = S.c$ , we have  $|N(v, S) \cup N^>(v)| \geq S.c$ . With collapsing  $x$  in  $G$ , core decomposition firstly deletes each  $v \in V(G)$  s.t.  $c_x^-(v) < S.c$ . Reconsider each  $w \in N^>(v)$  s.t. each  $v \in S.V$ . For situation 3),  $w \neq x$ . And based on Lemma 4.1,  $c_x^-(w) \geq S.c$ . Thus,  $w$  remains in the graph. Now consider each  $v \in S.V$ ,  $N^>(v)$  are complete in the remaining graph, so we still have  $|N(v, S) \cup N^>(v)| \geq S.c$ . Thus,  $v$  is not a collapsed follower of  $x$ . As  $u \in S.V$ , this contradicts with our assumption.*

**Theorem 4.3** *For anchoring  $x$  in  $G$ , another vertex  $u$  is  $x$ 's anchored follower indicates  $x \in \mathcal{A}[S]$  s.t.  $u \in S.V$ .*

**Proof 4.5** *We prove it by contradiction. Assuming  $u$  increases its coreness since  $x$  is anchored,  $u \in S.V$  and  $x \notin \mathcal{A}[S]$ . This firstly means  $x \notin S.V$ , according to the definition of  $\mathcal{A}[S]$ , then we have the following possible situations: 1)  $c(x, G) > S.c$ ; 2)  $c(x, G) = S.c$ ; 3)  $c(x, G) < S.c \wedge N(x, G) \cap S.V = \emptyset$ .*

*For situation 1), No matter  $x$  is anchored or not,  $x$  is always deleted after  $u$  in core decomposition (Algorithm 1), so that  $c_x^+(u) = c(u)$  which contradicts with our assumption.*

*For situation 2), Consider deleting  $V(G)$  in core decomposition without anchoring  $x$ . After all the vertices with coreness less than  $S.c$  are deleted, it is available to delete  $S.V$  before each  $S'.V$  s.t.  $S' \neq S$  and  $S'.c = S.c$ . And each such  $S'$  can remain in the graph still satisfying for each  $v \in S'.V$ ,  $\deg(v) \geq S.c$ . We denote the deleted vertex set so far as  $V^d$ . Because  $c(x) = S.c$  and  $x \notin S.V$ , we can conclude  $x \notin V^d$ . For the graph with anchoring  $x$ , as  $x \notin V^d$ , we can safely still delete  $V^d$  following the same vertex sequence. Thus for each  $v \in V^d$ ,  $c_x^+(v) = c(v)$ . Since  $u \in V^d$ ,  $u$  is not an anchored follower of  $x$ , which contradicts with our assumption.*

*For situation 3), in graph  $G$  without anchoring  $x$ , for each  $v \in S.V$ , we denote  $N^<(v) = \{w \in N(v, G) : c(w) < S.c\}$  and  $N^>(v) = \{w \in N(v, G) : c(w) > S.c\}$ . As  $c(v) = S.c$ , we have  $|N(v, S) \cup N^>(v)| < S.c + 1$ . When conducting core decomposition with anchoring  $x$  in  $G$ , reconsider each  $w \in N^<(v)$  s.t. each  $v \in S.V$ . For situation 3),  $w \neq x$ . And based on Lemma 4.2,  $c_x^+(w) < S.c + 1$ , thus each such  $w$  is not in the  $(S.c + 1)$ -core. Now consider each  $v \in S.V$ ,*

$N^<(v)$  are not in the  $(S.c + 1)$ -core and we still have  $|N(v, S) \cup N^>(v)| < S.c + 1$ . Thus,  $v$  is not an anchored follower of  $x$ . As  $u \in S.V$ , this contradicts with our assumption.

**Parallel Computation.** For each  $v \in V(G)$ , We define  ${}^-F[v][S] = \{u \in S.V : u \in {}^-F(v, G)\}$  and  ${}^+F[v][S] = \{u \in S.V : u \in {}^+F(v, G)\}$ , so as to compute  $v$ 's collapsed followers and anchored followers in each atom unit, i.e., the shell component. Based on Theorems 4.2 and 4.3, we know that for the vertex  $v$ , its collapsed followers (resp. anchored followers) are only from each  $S.V$  s.t.  $v \in \mathcal{C}[S]$  (resp.  $v \in \mathcal{A}[S]$ ). Thus, in Algorithm 4, we parallelly compute  ${}^-F[v][S]$  (resp.  ${}^+F[v][S]$ ) w.r.t.  $\{S : v \in \mathcal{C}[S]\}$  (resp.  $\{S : v \in \mathcal{A}[S]\}$ ). Then  ${}^-F(v, G) = \bigcup_{\{S: v \in \mathcal{C}[S]\}} {}^-F[v][S]$  and  ${}^+F(v, G) = \bigcup_{\{S: v \in \mathcal{A}[S]\}} {}^+F[v][S]$ . In order to unify the offline computation and the online maintenance when any edge is inserted or removed, Algorithm 4 takes a new shell component set  $\hat{S}$  as an input. Now we let  $\hat{S}$  contain all the shell components in  $G$ , i.e.,  $\hat{S} := \bigcup_{u \in V(G)} \{SC[u]\}$ , then call `ParallelFollowerComp`( $\mathcal{C}[\cdot], \mathcal{A}[\cdot], \hat{S}$ ). For each  $S \in \hat{S}$ , whenever there exists an available thread (Line 1), the computation in Line 2-7 can be conducted, followed by releasing this thread. As the number of shell components in  $G$  is much more than the number of available threads, the dynamic scheduling ensures the computing resources are mostly utilized in parallel. Based on theorem 4.1, each  ${}^-F[v][S]$  (resp.  ${}^+F[v][S]$ ) does not overlap with others, which means the threads are never wasted on redundant computations. The functions `FindCollapsedFollowers` (Line 3) and `FindAnchoredFollowers` (Line 6) are equipped with further accelerating techniques, which are presented by Algorithm 6 and Algorithm 7 in subsection 4.3, respectively.

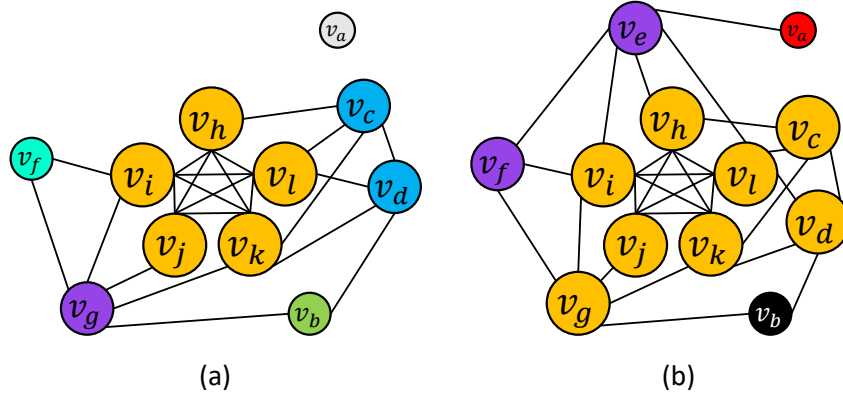


Figure 3: Followers Computation.

**Example 4.2** For the graph in Figure 2, Figure 3 (a) shows the graph with collapsing  $v_e$ . We retain the notations in Example 4.1. Please refer to Table 2 for your convenience. There are two shell components  $S_1$  and  $S_4$  such that  $v_e \in \mathcal{C}[S_1]$  and  $v_e \in \mathcal{C}[S_4]$ . Then  ${}^-F[v_e][S_1]$  and  ${}^-F[v_e][S_4]$  can be computed in parallel. We have  ${}^-F[v_e][S_1] = \{v_a\}$  with  $c_{v_e}^-(v_a) = 0$ , and  ${}^-F[v_e][S_4] = \{v_f\}$  with  $c_{v_e}^-(v_f) = 2$ .

**Example 4.3** For the graph in Figure 2, Figure 3 (b) shows the graph with anchoring  $v_b$ . We retain the notations in Example 4.1. Please refer to Table 2 for your convenience. There are three shell components  $S_2$ ,  $S_3$  and  $S_4$  such that  $v_b \in \mathcal{A}[S_2]$ ,  $v_b \in \mathcal{A}[S_3]$  and  $v_b \in \mathcal{A}[S_4]$ .  ${}^+F[v_b][S_2]$ ,  ${}^+F[v_b][S_3]$  and  ${}^+F[v_b][S_4]$  can be computed in parallel. We have  ${}^+F[v_b][S_2] = \emptyset$ ,  ${}^+F[v_b][S_3] = \{v_c, v_d\}$  with  $c_{v_b}^+(v_c) = c_{v_b}^+(v_d) = 4$ ,  ${}^+F[v_b][S_4] = \{v_g\}$  with  $c_{v_b}^+(v_g) = 4$ .

## 4.2 The Maintenance w.r.t. Edge Streaming

We consider the following two situations of edge streaming: 1) a single edge is removed from the graph; 2) a single edge is inserted into the graph. Please note that, multiple edges and vertices streaming can be regarded as a sequence of situations 1) and 2). We maintain the collapsed follower set  ${}^-F(v, G)$  and anchored follower set  ${}^+F(v, G)$  for each  $v \in V(G)$  by Algorithm 5 which unifies situations 1) and 2). Specifically, in the updated graph  $G (E(G) \cup \{(v_s, v_t)\})$  or  $E(G) \setminus \{(v_s, v_t)\}$ , we firstly adopt the state-of-the-art algorithm of core maintenance in [42] to update  $c(u, G)$  for each  $u \in V(G)$  (Line 1), followed by resetting each vertex as *unassigned* (Line 2-3). In Line 4,  $SC'[\cdot]$ ,  $\mathcal{C}'[\cdot]$  and  $\mathcal{A}'[\cdot]$  are initially copied from the current  $SC[\cdot]$ ,  $\mathcal{C}[\cdot]$  and  $\mathcal{A}[\cdot]$ , and they will be properly updated. Line 5-13 collects the new shell components into  $\hat{S}$ . Without the need to call Algorithm 2 again for the whole graph, the maintenance process only needs to start from each vertex  $u$  in  $SC[v_s]$  and  $SC[v_t]$  (Line 6). Line 7-12 do the same operations as Line 3-8 of Algorithm 2. Please note that  $\mathcal{C}'[\cdot]$  and  $\mathcal{A}'[\cdot]$  can be updated straightforward during Line 6-13 according to their

**Algorithm 4: ParallelFollowerComp**( $\mathcal{C}[\cdot], \mathcal{A}[\cdot], \hat{S}$ )**Input** :  $\mathcal{C}[\cdot]$  : the collapsed candidate set,  $\mathcal{A}[\cdot]$  : the anchored candidate set,  $\hat{S}$  : the new shell component set**Output** :  ${}^{-}\mathcal{F}(v, G)$  and  ${}^{+}\mathcal{F}(v, G)$  for each  $v \in V(G)$ 


---

```

1 for each  $S \in \hat{S}$  in dynamic multithreads do
2   for each  $v \in \mathcal{C}[S]$  do
3      ${}^{-}F[v][S] := \text{FindCollapsedFollowers}(v, S)$ ;
4      ${}^{-}\mathcal{F}(v, G) := {}^{-}\mathcal{F}(v, G) \cup {}^{-}F[v][S]$ ;
5   for each  $v \in \mathcal{A}[S]$  do
6      ${}^{+}F[v][S] := \text{FindAnchoredFollowers}(v, S)$ ;
7      ${}^{+}\mathcal{F}(v, G) := {}^{+}\mathcal{F}(v, G) \cup {}^{+}F[v][S]$ ;
8 return  ${}^{-}\mathcal{F}(v, G)$  and  ${}^{+}\mathcal{F}(v, G)$  for each  $v \in V(G)$ 

```

---

**Algorithm 5: FollowerMaintain**( $(v_s, v_t), G$ )**Input** :  $(v_s, v_t)$  : the inserted or removed edge,  $G$  : the graph with  $E(G) \cup \{(v_s, v_t)\}$  or  $E(G) \setminus \{(v_s, v_t)\}$ 


---

```

1 Conduct the core maintenance [42] to get  $c(u, G)$  for each  $u \in V(G)$ ;
2 for each  $u \in V(G)$  do
3    $u$  is set as unassigned;
4  $SC'[\cdot], \mathcal{C}'[\cdot], \mathcal{A}'[\cdot] \leftarrow SC[\cdot], \mathcal{C}[\cdot], \mathcal{A}[\cdot]$ ;
5  $\hat{S} \leftarrow$  the new shell component set;
6 for each unassigned  $u \in S.V$  s.t. each  $S \in \{SC[v_s], SC[v_t]\}$  do
7    $S' \leftarrow$  a new shell component;
8    $S'.c := c(u, G)$ ;
9    $S'.V := S'.V \cup \{u\}$ ;
10   $u$  is set assigned;
11  ShellConnect( $u, S', SC'$ );
12   $SC'[u] := S'$ ;
13   $\hat{S} = \hat{S} \cup \{S'\}$ ;
14  $\mathcal{C}'[\cdot]$  and  $\mathcal{A}'[\cdot]$  are updated while doing Line 6-13;
15  $U \leftarrow \bigcup_{S' \in \hat{S}} S'.V$ ;
16 for each  $S \in \bigcup_{u \in U} \{SC[u]\}$  do
17   for each  $v \in \mathcal{C}[S]$  do
18      ${}^{-}\mathcal{F}(v, G) := {}^{-}\mathcal{F}(v, G) \setminus {}^{-}F[v][S]$ ;
19   for each  $v \in \mathcal{A}[S]$  do
20      ${}^{+}\mathcal{F}(v, G) := {}^{+}\mathcal{F}(v, G) \setminus {}^{+}F[v][S]$ ;
21 ParallelFollowerComp( $\mathcal{C}'[\cdot], \mathcal{A}'[\cdot], \hat{S}$ );

```

---

definitions (Line 14), because only  $\mathcal{A}'[S']$  and  $\mathcal{C}'[S']$  for each  $S' \in \hat{S}$  need to be updated. We denote an updated vertex set as  $U = \bigcup_{S' \in \hat{S}} S'.V$  (Line 15). By traversing all the old shell components of the vertices in  $U$  (using  $SC$  instead of  $SC'$  in Line 16), we can remove the expired collapsed followers and anchored followers (Line 17-20, using  $\mathcal{C}[\cdot]$  and  $\mathcal{A}[\cdot]$  instead of  $\mathcal{C}'[\cdot]$  and  $\mathcal{A}'[\cdot]$ ). At last, for the new shell component set  $\hat{S}$ , we call Algorithm 4 with inputting the updated  $\mathcal{C}'[\cdot]$  and  $\mathcal{A}'[\cdot]$  (Line 21) to compute the new followers.

Table 3: Followers Maintenance w.r.t. removing  $(v_c, v_d)$ 

	$\mathcal{C}'[\cdot]$	$\mathcal{A}'[\cdot]$
$S_1$	$v_a, v_e$	$v_a$
$S_4$	$v_e, v_f, v_g, v_h, v_i, v_j, v_k, v_l$	$v_a, v_e, v_f, v_g$
$S_5$	$v_h, v_i, v_j, v_k, v_l$	$v_e, v_d, v_e, v_f, v_g, v_h, v_i, v_j, v_k, v_l$
$S_6$	$v_b, v_d, v_g, v_k, v_l$	$v_b, v_d$
$S_7$	$v_c, v_h, v_k, v_l$	$v_c$

**Example 4.4** In Figure 4 (a), we remove the edge  $(v_c, v_d)$  from the graph in Figure 2. All the notations in Example 4.1 (Table 2) are retained.  $S_2$  and  $S_3$  are expired. We have the new  $S_6$  with  $S_6.V = \{v_b, v_d\}$  and  $S_6.c = 2$ , and the new



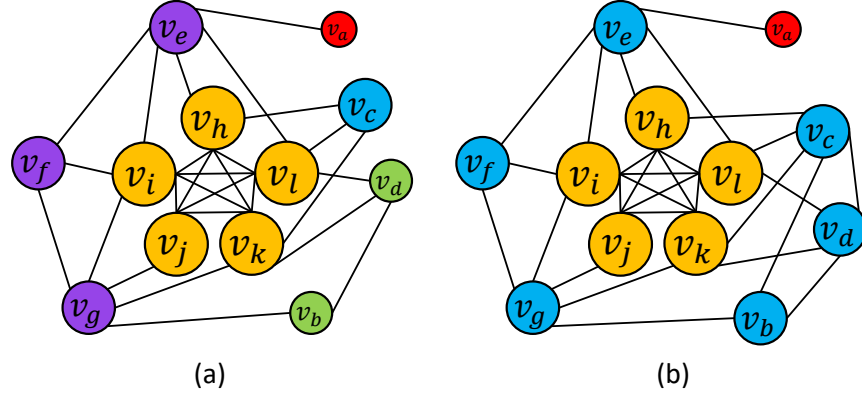


Figure 4: Followers Maintenance.

Table 4: Followers Maintenance w.r.t. inserting  $(v_b, v_c)$ 

	$\mathcal{C}'[\cdot]$	$\mathcal{A}'[\cdot]$
$S_1$	$v_a, v_e$	$v_a$
$S_5$	$v_h, v_i, v_j, v_k, v_l$	$v_c, v_d, v_e, v_f, v_g, v_h, v_i, v_j, v_k, v_l$
$S_8$	$v_b, v_c, v_d, v_e, v_f, v_g, v_h, v_i, v_j, v_k, v_l$	$v_a, v_b, v_c, v_d, v_e, v_f, v_g$

$S_7$  with  $S_7.V = \{v_c\}$  and  $S_7.c = 3$ . Table 3 shows all the updated shell components and the vertices in  $\mathcal{C}'[\cdot]$  and  $\mathcal{A}'[\cdot]$ . The collapsed and anchored followers of  $S_1$ ,  $S_4$  and  $S_5$  retain the same (row 2-4). Only the collapsed and anchored followers of  $S_6$  and  $S_7$  need to be computed (row 5-6).

**Example 4.5** In Figure 4 (b), we insert the edge  $(v_b, v_c)$  into the graph in Figure 2. All the notations in Table 2 are retained.  $S_2$ ,  $S_3$  and  $S_4$  are expired. We have the new  $S_8$  with  $S_8.V = \{v_b, v_c, v_d, v_e, v_f, v_g\}$  and  $S_8.c = 3$ . Table 4 shows all the updated shell components and the vertices in  $\mathcal{C}'[\cdot]$  and  $\mathcal{A}'[\cdot]$ . The collapsed and anchored followers of  $S_1$  and  $S_5$  retain the same (row 2-3). Only the collapsed and anchored followers of  $S_8$  need to be computed (row 4).

### 4.3 The Efficient Followers Computation

Now we introduce our efficient algorithms of computing the collapsed followers and anchored followers of one vertex in one shell component. For each shell component  $S$  in  $G$ , Algorithm 6 computes  ${}^-F[v][S]$  for each  $v \in \mathcal{C}[S]$ , and Algorithm 7 computes  ${}^+F[v][S]$  for each  $v \in \mathcal{A}[S]$ . Both of the algorithms need the *higher coreness support* of each  $u \in V(G)$ , which is introduced as follows.

**Higher Coreness Support.** For each  $u \in V(G)$ , we define its higher coreness support, denoted by  $HS(u)$ , as the number of  $u$ 's neighbors having higher coreness than  $u$ , i.e.,  $HS(u) = |\{v \in N(u, G) : c(v) > c(u)\}|$ . The higher coreness supports are incidentally computed and recorded when traversing each vertex's neighbours in Algorithm 2.

**Collapsed Followers Computation.** In Algorithm 6, we utilize a queue  $Q$  (Line 1) to explore the collapsed followers, starting from the collider vertex  $x$ . If  $x \in S.V$ ,  $x$  is set *discarded* and pushed into  $Q$  (Line 2-3). Note that, all the vertices in  $S.V$  are not *discarded* initially, and any *discarded* vertex (except for  $x$ ) becomes a collapsed follower. If  $x \notin S.V$ , for each  $u \in N(x, G) \cap S.V$ , we reduce  $HS(u)$  by 1 and push  $u$  into  $Q$  (Line 4-6). Then we traverse  $Q$  until it becomes empty (Line 7). Each time when we pop the top vertex  $u$  (Line 8), if  $u \neq x$ , we need to decide whether it is *discarded* (Line 9-12). Specifically, we compute a degree upper bound  $d^+(u)$  as Line 10 shows. If  $d^+(u) < S.c$ ,  $u$  is set *discarded*, and we push each  $v \in N(u, S)$  into  $Q$  (Line 13-15). Note that, we can avoid repeatedly push the same vertex into  $Q$  (Line 14). After traversing  $Q$ , all the *discarded* vertices in  $S.V$  except for  $x$  form  ${}^-F[x][S]$  (Line 16).

**Anchored Followers Computation.** We use Algorithm 7 to compute  ${}^+F[x][S]$ , the anchored followers of  $x$  in  $S$ . The algorithm is straightforward adapted from the Algorithm 4 of [24], so we omit the theoretical analysis and the proof of algorithm correctness. Please also refer to *Degree Check* and Theorem 4.15 in section 4.4 of [24]. Instead, Example 4.6 illustrates the process of Algorithm 7 in detail. The core of Algorithm 7 is utilizing the *layer value* of each vertex, which needs to be illustrated firstly as follows.

**Algorithm 6: FindCollapsedFollowers( $x, S$ )**


---

**Input** :  $x$  : the collapser candidate,  $S$  : a shell component  
**Output** :  ${}^{-}F[x][S]$  : the collapsed follower set of  $x$  in  $S$

```

1  $Q \leftarrow$  a queue;
2 if  $x \in S.V$  then
3    $x$  is set discarded;  $Q.push(x)$ ;
4 else
5   for each  $u \in N(x, G) \cap S.V$  do
6      $HS(u) := HS(u) - 1$ ;  $Q.push(u)$ ;
7 while  $Q \neq \emptyset$  do
8    $u \leftarrow Q.pop()$ ;
9   if  $u \neq x$  then
10     $d^+(u) := HS(u) + |\{v : v \in N(u, S) \wedge v \text{ is not discarded}\}|$ ;
11    if  $d^+(u) < S.c$  then
12       $u$  is set discarded;
13    if  $u$  is discarded then
14      for each  $v \in N(u, S)$  with  $v$  is not discarded and  $v \notin Q$  do
15         $Q.push(v)$ ;
16  ${}^{-}F[x][S] \leftarrow$  discarded vertices in  $S.V$  except for  $x$ ;
17 return  ${}^{-}F[x][S]$ 

```

---

**Layer Value.** The vertices in the  $k$ -shell can be further divided to different vertex sets, named layers, according to their deletion sequence in the core decomposition (Algorithm 1). We use  $H_k^i$  to denote the  $i$ -layer of the  $k$ -shell, which is the set of vertices that are deleted in the  $i$ -th batch. Specifically, when  $i = 1$ ,  $H_k^1$  is defined as  $\{u : deg(u, C_k(G)) < k + 1 \wedge u \in C_k(G)\}$ . The deletion of the 1st-layer will produce the 2nd-layer. Recursively, when  $i > 1$ ,  $H_k^i = \{u : deg(u, G_i) < k + 1 \wedge u \in G_i\}$  where  $G_1 = C_k(G)$  and  $G_i$  is the subgraph induced by  $V(G_{i-1}) \setminus H_k^{i-1}$  on  $C_k(G)$ . For each vertex  $u \in V(G)$ , there is only one  $H_k^i$  s.t.  $u \in H_k^i$  during core decomposition, then we denote  $l(u) = i$  as the *layer value* of  $u$ . Obviously, the layer values are incidentally computed and recorded when conducting Algorithm 1.

**Example 4.6** For the graph  $G$  in Figure 2 (Table 2), we follow all the notations in Example 4.1. For  $v_b$ , we need to compute  ${}^{+}F[v_b][S_2]$ ,  ${}^{+}F[v_b][S_3]$  and  ${}^{+}F[v_b][S_4]$ . We follow the process of *FindAnchoredFollowers*( $v_b, S_3$ ) in Algorithm 7 as an example. As  $v_b \notin S_3.V$  (Line 4), we have  $HS(v_d) = 2 + 1 = 3$  (originally  $HS(v_d) = 2$  w.r.t.  $v_k$  and  $v_l$ ) and  $v_d$  is pushed into  $H$  (Line 5-6). After  $v_d$  is popped (Line 8), we compute  $d^+(v_d)$  (Line 10). Because  $l(v_d) = 1$ ,  $l(v_c) = 2$  and  $v_c$  is not discarded,  $d^+(v_d) = 3 + 0 + 1 = 4$ . Since  $S_3.c = 3$ ,  $v_d$  is set survived (Line 11-12) and  $v_c$  is pushed into  $H$  (Line 13-15). Then  $v_c$  is popped and  $d^+(v_c) = 3 + 1 + 0 = 4$ , so  $v_c$  is set survived and no more vertex is pushed into  $H$ . Now we can return  ${}^{+}F[v_b][S_3] = \{v_c, v_d\}$ . Please note that, any vertex is neither discarded or survived unless it is explicitly set so. Once a vertex needs to be set discarded (Line 17), it may cause a cascade of vertices becoming discarded. We call Algorithm 8 (Line 18) which recursively discards all the need-to-be vertices.

## 5 Experimental Evaluation

**Datasets.** We use 8 real-life datasets for experiments. Facebook, Brightkite, Github, Gowalla & Youtube are from [19]. NotreDame, Stanford and DBLP are from [16]. Due to the Space limitation, we abbreviate each dataset's name as a unique bold capital letter when necessary as in Table 5. Table 5 also shows the statistics of the datasets, listed in increasing order of edge numbers.

**Parameters.** All the programs are implemented in C++ and compiled with G++ on Linux. The server has 3.4GHz Intel Xeon CPU with 4 cores (8 threads available) and Redhat system. We adopt OpenMP to utilize the multithreads of the machine.

**Algorithm 7: FindAnchoredFollowers( $x, S$ )**


---

**Input** :  $x$  : the anchor candidate,  $S$  : a shell component  
**Output** :  ${}^+F[x][S]$  : the anchored follower set of  $x$  in  $S$

- 1  $H \leftarrow$  a min heap w.r.t. the layer value of each vertex;
- 2 **if**  $x \in S.V$  **then**
- 3      $x$  is set *survived*;  $H.push(x)$ ;
- 4 **else**
- 5     **for each**  $u \in N(x, G) \cap S.V$  **do**
- 6          $HS(u) := HS(u) + 1$ ;  $H.push(u)$ ;
- 7 **while**  $H \neq \emptyset$  **do**
- 8      $u \leftarrow H.pop()$ ;
- 9     **if**  $u \neq x$  **then**
- 10          $d^+(u) := HS(u) + |\{v : v \in N(u, S) \wedge l(v) \leq l(u) \wedge (v \text{ is survived} \vee v \in H)\}| + |\{v : v \in N(u, S) \wedge l(v) >$
- 11              $l(u) \wedge v \text{ is not discarded}\}|$ ;
- 12         **if**  $d^+(u) \geq S.c + 1$  **then**
- 13              $u$  is set *survived*;
- 14         **if**  $u$  is *survived* **then**
- 15             **for each**  $v \in N(u, S)$  with  $l(v) > l(u)$  and  $v \notin H$  **do**
- 16                  $H.push(v)$ ;
- 17         **else**
- 18              $u$  is set *discarded* ;
- 19             **Shrink**( $u$ ) (Algorithm 8);
- 20  ${}^+F[x][S] \leftarrow$  *survived* vertices in  $S.V$  except for  $x$  ;
- 21 **return**  ${}^+F[x][S]$

---

**Algorithm 8: Shrink( $u$ )**


---

**Input** :  $u$  : the shrunked vertex

- 1 **for each** *survived* neighbor  $v$  with  $v \neq x$  **do**
- 2      $d^+(v) := d^+(v) - 1$ ;
- 3     **if**  $d^+(v) < S.c + 1$  **then**
- 4          $v$  is set *discarded*;
- 5          $T.add(v)$ ;
- 6 **for each**  $v \in T$  **do**
- 7     **Shrink**( $v$ );

---

**5.1 Effectiveness**

**Percentage of Valid Collapsers & Anchors.** In Table 6, for each dataset, we present the percentage of vertices which have non-empty collapsed follower set (resp. anchored follower set), which we call the valid collapsers (resp. valid anchors). Firstly, we can find the percentages are higher than 50% on most datasets for both the valid collapsers and valid anchors. This means both the collapsing and anchoring behaviors of vertices indeed have apparent effects on the

Table 5: Statistics of Datasets

Dataset	Nodes	Edges	$d_{avg}$	$d_{max}$	$k_{max}$
Facebook(F.)	22,470	170,823	15.2	709	56
Brightkite(B.)	58,228	194,090	6.7	1098	52
Github(H.)	37,700	289,003	15.3	9458	34
Gowalla(G.)	196,591	456,830	9.2	10721	51
NotreDame(N.)	325,729	1,497,134	6.5	3812	155
Stanford(S.)	281,903	2,312,497	16.4	38626	71
Youtube(Y.)	1,134,890	2,987,624	5.3	28754	51
DBLP(D.)	1,566,919	6,461,300	8.3	2023	118

Table 6: Percentage of Valid Collapsers &amp; Anchors

Dataset	F.	B.	H.	G.	N.	S.	Y.	D.
Collapsers	61%	44%	49%	50%	24%	38%	28%	69%
Anchors	69%	70%	78%	74%	50%	33%	64%	54%

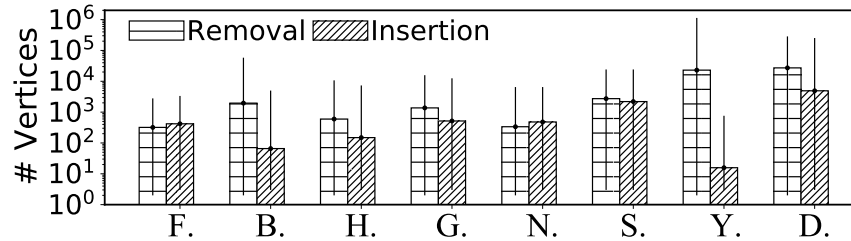


Figure 5: # Updated Vertices w.r.t. Edge Streaming

network, which demonstrates the necessity of monitoring each vertex’s collapsed and anchored follower set. Secondly, we find on some datasets such as Stanford and DBLP, the number of valid collapsers are more than valid anchors. However, on all the other datasets, the number of valid anchors are more than valid collapsers. This means vertex collapsing and vertex anchoring have different influence on different networks due to the different network structures, thus it is necessary to monitor each vertex’s influence via both the collapsed and anchored follower set.

**Followers Distribution on Vertex Coreness.** In Figure 6, we present the distribution of the number of followers (collapsed and anchored) on vertex’s coreness value. For each dataset,  $k_{max}$  denotes the largest coreness value from all the vertices, which is shown in the statistics of Table 5. We divide the coreness range  $[1, k_{max}]$  into 20 equal integer-width intervals, with the last remained interval combined with the second last interval. For each coreness value  $x_i$  on the horizontal ordinate of Figure 6, we compute the mean number of collapsed followers (resp. anchored followers) of all the vertices having their own coreness value within  $(x_{i-1}, x_i]$ . Firstly, we can find on most coreness values on most datasets, the mean number of collapsed followers are more than anchored followers. However, remember that in Table 6, the number of valid anchors are more than valid collapsers on the contrary. This means the collapsed followers and anchored followers reflect two different views of node influence on network structural stability and it is necessary to monitor both of them. Secondly, we find that, except when the coreness value is little, the number of collapsed and anchored followers are not always positive-correlated with the coreness value. This demonstrates that, we cannot simply decide a node’s influence on network structural stability simply based on its own engagement, and it is essential to actually compute the collapsed and anchored followers.

**Amount of Updated Vertices w.r.t. Edge Streaming.** On each dataset, we randomly remove 100 edges and insert 100 edges. Each time an edge is removed or inserted, we record the number of vertices which have updates in either the collapsed or anchored follower set. The result is shown in Figure 5. The main boxes show the mean amount of updated vertices. We can find that, either removing or inserting a single edge can cause the update amount of other vertices from  $10^1$  to  $10^4$  on average. We also add the error-bar on each box to show the minimum and maximum amount of updated vertices among the 100 edge removal and insertion. We can find that the minimum amount of updated vertices are generally close to 1 and the maximum amount can reach up to around  $10^5$  in extreme cases (Brightkite and Youtube). The significant amount of vertices in need of updating the follower sets demonstrates the necessity of our maintaining technique regarding edge streaming.

## 5.2 Efficiency

**Offline Computation Efficiency and Scalability.** We vary the number of threads from 1, 2, 4 to 8 and test the efficiency and scalability of our offline algorithm of computing the collapsed and anchored follower set of each vertex. The time cost is presented in Figure 7. We can find that, on all the datasets, the time cost tends to be less with increasing the number of threads, for the computation of both collapsed and anchored followers. This means our parallel algorithm based on separating the computation into each shell component helps us take the advantage of parallel architecture.

**Online Maintenance Efficiency.** We test the efficiency of our online maintenance algorithm. In all the datasets, we randomly sample 100 edges for removal and insertion respectively. Each time an edge is removed (resp. inserted), we record the time cost of maintaining both the collapsed and anchored follower set for all the vertices. In Figure 8, the

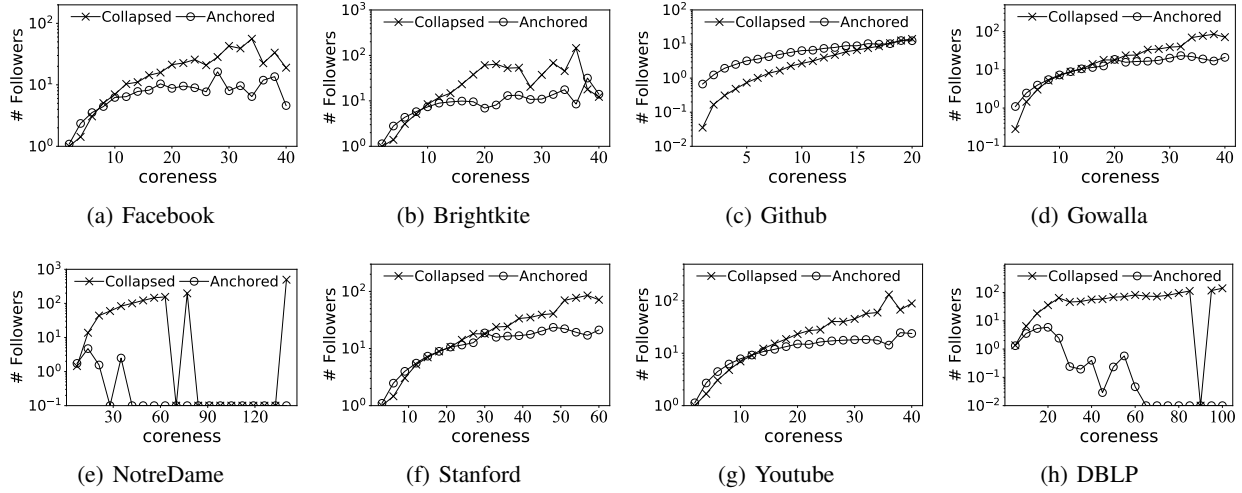


Figure 6: # Followers Distribution on Vertex Coreness

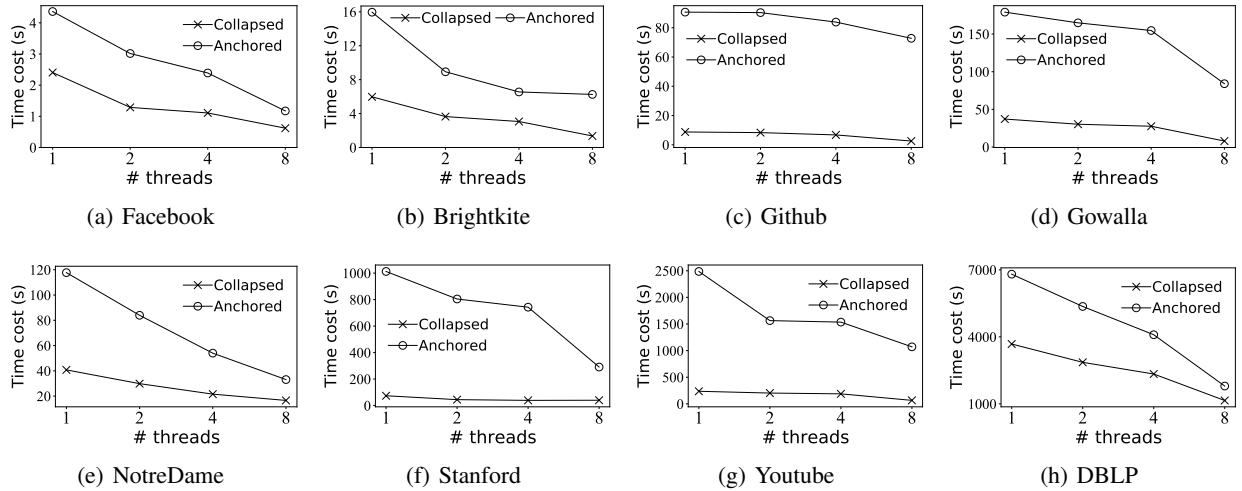


Figure 7: Computation Efficiency and Scalability

main boxes compare the mean time cost of the 100 maintenance to the offline computation time, for edge removal (a) and edge insertion (b), respectively. We can find that, the maintenance time is 2 to 4 orders of magnitude faster than the offline computation, and the maintenance of edge insertion is generally faster than the maintenance of edge removal. We also add the error-bars to show the minimum and maximum maintenance time among the 100 edge removals and 100 edge insertions. We can find that, in the worst cases, the maintenance time cost is still less than the time cost of offline computation. And in the optimal cases, the maintenance time cost is constantly little regardless of the scale of datasets. Overall, the experiments presented in Figure 8 demonstrate the efficiency of our maintaining technique for evolving networks.

## 6 Conclusion

In this paper, we innovatively propose a model that estimates a node's influence on the engagement dynamics of other nodes in a social network, by two views: the collapsed power and anchored power. Then a parallel algorithm is proposed to compute each node's collapsed and anchored followers offline, equipped with online maintenance technique to update the nodes' followers when the network is evolving. Our effectiveness experiments on real-life datasets demonstrate the necessity of both the collapsed power and anchored power. Our efficiency experiments show that both our offline and online algorithms are efficient.

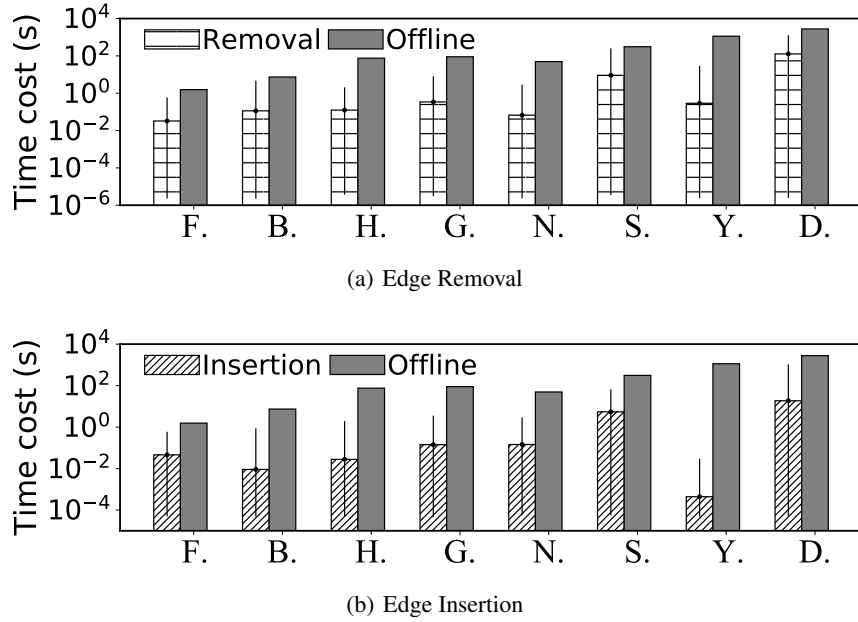


Figure 8: Maintenance Time w.r.t. Edge Streaming

## References

- [1] G. D. Bader and C. W. Hogue. An automated method for finding molecular complexes in large protein interaction networks. *BMC bioinformatics*, 4(1):1–27, 2003.
- [2] V. Batagelj and M. Zaversnik. An  $o(m)$  algorithm for cores decomposition of networks. *arXiv preprint cs/0310049*, 2003.
- [3] K. Bhawalkar, J. M. Kleinberg, K. Lewi, T. Roughgarden, and A. Sharma. Preventing unraveling in social networks: The anchored  $k$ -core problem. *SIAM J. Discret. Math.*, 29(3):1452–1475, 2015.
- [4] M. Bola and B. A. Sabel. Dynamic reorganization of brain functional networks during cognition. *Neuroimage*, 114:398–413, 2015.
- [5] S. Chen, J. Fan, G. Li, J. Feng, K.-I. Tan, and J. Tang. Online topic-aware influence maximization. *Proceedings of the VLDB Endowment*, 8(6):666–677, 2015.
- [6] M. S.-Y. Chwe. Communication and coordination in social networks. *The Review of Economic Studies*, 67(1):1–16, 2000.
- [7] Y. Dourisboure, F. Geraci, and M. Pellegrini. Extraction and classification of dense implicit communities in the web graph. *ACM Transactions on the Web (TWEB)*, 3(2):1–36, 2009.
- [8] Y. Fang, R. Cheng, X. Li, S. Luo, and J. Hu. Effective community search over large spatial graphs. *Proceedings of the VLDB Endowment*, 10(6):709–720, 2017.
- [9] S. Galhotra, A. Arora, and S. Roy. Holistic influence maximization: Combining scalability and efficiency with opinion-aware models. In *Proceedings of the 2016 International Conference on Management of Data*, pages 743–758, 2016.
- [10] D. Garcia, P. Mavrodiev, and F. Schweitzer. Social resilience in online communities: The autopsy of friendster. In *Proceedings of the first ACM conference on Online social networks*, pages 39–50, 2013.
- [11] A. Goyal, F. Bonchi, and L. V. S. Lakshmanan. A data-based approach to social influence maximization. *Proc. VLDB Endow.*, 5(1):73–84, 2011.
- [12] A. Goyal, W. Lu, and L. V. Lakshmanan. Celf++ optimizing the greedy algorithm for influence maximization in social networks. In *Proceedings of the 20th international conference companion on World wide web*, pages 47–48, 2011.

- [13] Q. Guo, S. Wang, Z. Wei, and M. Chen. Influence maximization revisited: Efficient reverse reachable set generation with bound tightened. In *Proceedings of the 2020 ACM SIGMOD International Conference on Management of Data*, pages 2167–2181, 2020.
- [14] D. Kempe, J. M. Kleinberg, and É. Tardos. Maximizing the spread of influence through a social network. In L. Getoor, T. E. Senator, P. M. Domingos, and C. Faloutsos, editors, *Proceedings of the Ninth ACM SIGKDD International Conference on Knowledge Discovery and Data Mining, Washington, DC, USA, August 24 - 27, 2003*, pages 137–146. ACM, 2003.
- [15] M. Kitsak, L. K. Gallos, S. Havlin, F. Liljeros, L. Muchnik, H. E. Stanley, and H. A. Makse. Identification of influential spreaders in complex networks. *Nature physics*, 6(11):888–893, 2010.
- [16] J. Kunegis. The konect project. <http://konect.cc/>.
- [17] S. Lei, S. Maniu, L. Mo, R. Cheng, and P. Senellart. Online influence maximization. In *Proceedings of the 21th ACM SIGKDD International Conference on Knowledge Discovery and Data Mining*, pages 645–654, 2015.
- [18] J. Leskovec and A. Krevl. SNAP Datasets: Stanford large network dataset collection. <http://snap.stanford.edu/data>, 2014.
- [19] J. Leskovec and A. Krevl. SNAP Datasets: Stanford large network dataset collection. <http://snap.stanford.edu/data>, 2014.
- [20] R.-H. Li, L. Qin, F. Ye, J. X. Yu, X. Xiao, N. Xiao, and Z. Zheng. Skyline community search in multi-valued networks. In *Proceedings of the 2018 international conference on management of data*, pages 457–472, 2018.
- [21] Y. Li, J. Fan, Y. Wang, and K.-L. Tan. Influence maximization on social graphs: A survey. *IEEE Transactions on Knowledge and Data Engineering*, 30(10):1852–1872, 2018.
- [22] Y. Li, D. Zhang, and K.-L. Tan. Real-time targeted influence maximization for online advertisements. 2015.
- [23] J.-H. Lin, Q. Guo, W.-Z. Dong, L.-Y. Tang, and J.-G. Liu. Identifying the node spreading influence with largest k-core values. *Physics Letters A*, 378(45):3279–3284, 2014.
- [24] Q. Linghu, F. Zhang, X. Lin, W. Zhang, and Y. Zhang. Global reinforcement of social networks: The anchored coreness problem. In *SIGMOD*, pages 2211–2226. ACM, 2020.
- [25] Q. Linghu, F. Zhang, X. Lin, W. Zhang, and Y. Zhang. Anchored coreness: efficient reinforcement of social networks. *The VLDB Journal*, pages 1–26, 2021.
- [26] W. Lu, W. Chen, and L. V. S. Lakshmanan. From competition to complementarity: Comparative influence diffusion and maximization. *Proc. VLDB Endow.*, 9(2):60–71, 2015.
- [27] F. D. Malliaros, M.-E. G. Rossi, and M. Vazirgiannis. Locating influential nodes in complex networks. *Scientific reports*, 6(1):1–10, 2016.
- [28] F. D. Malliaros and M. Vazirgiannis. To stay or not to stay: modeling engagement dynamics in social graphs. In *Proceedings of the 22nd ACM international conference on Information & Knowledge Management*, pages 469–478, 2013.
- [29] D. W. Matula and L. L. Beck. Smallest-last ordering and clustering and graph coloring algorithms. *Journal of the ACM (JACM)*, 30(3):417–427, 1983.
- [30] A. Montresor, F. De Pellegrini, and D. Miorandi. Distributed k-core decomposition. *IEEE Transactions on parallel and distributed systems*, 24(2):288–300, 2012.
- [31] F. Morone, G. Del Ferraro, and H. A. Makse. The k-core as a predictor of structural collapse in mutualistic ecosystems. *Nature physics*, 15(1):95–102, 2019.
- [32] N. Ohsaka, T. Akiba, Y. Yoshida, and K.-i. Kawarabayashi. Fast and accurate influence maximization on large networks with pruned monte-carlo simulations. In *Twenty-Eighth AAAI Conference on Artificial Intelligence*, 2014.
- [33] J. Qiu, J. Tang, H. Ma, Y. Dong, K. Wang, and J. Tang. Deepinf: Social influence prediction with deep learning. In *Proceedings of the 24th ACM SIGKDD International Conference on Knowledge Discovery & Data Mining*, pages 2110–2119, 2018.
- [34] S. B. Seidman. Network structure and minimum degree. *Social networks*, 5(3):269–287, 1983.
- [35] K. Seki and M. Nakamura. The mechanism of collapse of the friendster network: What can we learn from the core structure of friendster? *Social Network Analysis and Mining*, 7(1):10, 2017.
- [36] J. Ugander, L. Backstrom, C. Marlow, and J. Kleinberg. Structural diversity in social contagion. *Proceedings of the National Academy of Sciences*, 109(16):5962–5966, 2012.

- [37] Y. Wang, Q. Fan, Y. Li, and K. Tan. Real-time influence maximization on dynamic social streams. *Proc. VLDB Endow.*, 10(7):805–816, 2017.
- [38] D. Wen, L. Qin, Y. Zhang, X. Lin, and J. X. Yu. I/o efficient core graph decomposition at web scale. In *2016 IEEE 32nd International Conference on Data Engineering (ICDE)*, pages 133–144. IEEE, 2016.
- [39] F. Zhang, J. Xie, K. Wang, S. Yang, and Y. Jiang. Discovering key users for defending network structural stability. *World Wide Web*, pages 1–23, 2021.
- [40] F. Zhang, W. Zhang, Y. Zhang, L. Qin, and X. Lin. OLAK: an efficient algorithm to prevent unraveling in social networks. *Proc. VLDB Endow.*, 10(6):649–660, 2017.
- [41] F. Zhang, Y. Zhang, L. Qin, W. Zhang, and X. Lin. Finding critical users for social network engagement: The collapsed k-core problem. In S. P. Singh and S. Markovitch, editors, *Proceedings of the Thirty-First AAAI Conference on Artificial Intelligence, February 4-9, 2017, San Francisco, California, USA*, pages 245–251. AAAI Press, 2017.
- [42] Y. Zhang, J. X. Yu, Y. Zhang, and L. Qin. A fast order-based approach for core maintenance. In *33rd IEEE International Conference on Data Engineering, ICDE 2017, San Diego, CA, USA, April 19-22, 2017*, pages 337–348. IEEE Computer Society, 2017.