

Efficient CI-Based One-Bit Precoding for Multiuser Downlink Massive MIMO Systems with PSK Modulation

Zheyu Wu, Bo Jiang, Ya-Feng Liu, Mingjie Shao, and Yu-Hong Dai

Abstract

In this paper, we consider the one-bit precoding problem for the multiuser downlink massive multiple-input multiple-output (MIMO) system with phase shift keying (PSK) modulation and focus on the celebrated constructive interference (CI)-based problem formulation. We first establish the NP-hardness of the problem (even in the single-user case), which reveals the intrinsic difficulty of globally solving the problem. Then, we propose a novel negative ℓ_1 penalty model for the considered problem, which penalizes the one-bit constraint into the objective with a negative ℓ_1 -norm term, and show the equivalence between (global and local) solutions of the original problem and the penalty problem when the penalty parameter is sufficiently large. We further transform the penalty model into an equivalent min-max problem and propose an efficient alternating proximal/projection gradient descent ascent (APGDA) algorithm for solving it, which performs a proximal gradient descent over one block of variables and a projection gradient ascent over the other block of variables alternately. The APGDA algorithm enjoys a low per-iteration complexity and is guaranteed to converge to a stationary point of the min-max problem and a local minimizer of the penalty problem. To further reduce the computational cost, we also propose a low-complexity implementation of the APGDA algorithm, where the values of the variables will be fixed in later iterations once they satisfy the one-bit constraint. Numerical results show that, compared

Part of this work has been presented at the IEEE International Conference on Acoustics, Speech, and Signal Processing (ICASSP) 2022 [1].

Z. Wu, Y.-F. Liu, and Y.-H. Dai are with the State Key Laboratory of Scientific and Engineering Computing, Institute of Computational Mathematics and Scientific/Engineering Computing, Academy of Mathematics and Systems Science, Chinese Academy of Sciences, Beijing 100190, China (e-mail: {wuzy, yafliu, dyh}@lsec.cc.ac.cn). B. Jiang is with the School of Mathematical Sciences, Key Laboratory for NSLSCS of Jiangsu Province, Nanjing Normal University, Nanjing 210023, China (e-mail: jiangbo@njnu.edu.cn). M. Shao is with the Department of Electronic Engineering, the Chinese University of Hong Kong, Hong Kong SAR, China (email: mjshao@link.cuhk.edu.hk).

against the state-of-the-art CI-based algorithms, both of the proposed algorithms generally achieve better bit-error-rate (BER) performance with lower computational cost.

Index Terms

Constructive interference, massive MIMO, min-max problem, negative ℓ_1 penalty, one-bit precoding.

I. INTRODUCTION

Massive multiple-input multiple-output (MIMO), which may deploy hundreds of antennas at the base station (BS), is a key and effective technology for significantly improving the spectrum and energy efficiency of 5G and beyond wireless communication systems [2]–[4]. However, since the numbers of radio-frequency (RF) chains and analog-to-digital converters (ADCs)/digital-to-analog converters (DACs) scale up by the number of antennas, massive MIMO systems face great challenges of high hardware complexity and power consumption. To alleviate the above issues, researchers have exploited two research directions: cutting down the number of RF chains and ADCs/DACs that drive the large-antenna array, and reducing the resolution/quality of each ADC/DAC and RF chain. In the downlink, the former paradigm leads to hybrid analog digital (AD) precoding [5]–[7], while the latter corresponds to precoding under low-resolution DACs [8]. In particular, one-bit precoding, where the BS is employed with the cheapest and most power-efficient one-bit DACs, has attracted a lot of recent research interests [8]–[24]. On the one hand, the one-bit signal has low peak-to-average power ratio (PAPR), which is also favorable to save energy for the accompanying power amplifiers (PAs) in the RF chains. On the other hand, the use of one-bit DACs imposes stringent discrete signal constraints on the transmitted signal, which renders one-bit precoding a challenging problem to solve. In this paper, we focus on the one-bit precoding problem in the multiuser downlink massive MIMO system with phase shift keying (PSK) modulation. We will contribute to the fundamental computational complexity analysis and efficient algorithm designs for the one-bit precoding problem.

A. Related Works

Early works on downlink transmission with one-bit DACs have mainly focused on linear-quantized precoding schemes, in which the precoders are obtained by simply quantizing the classical linear precoders [8], [11], [12]. Despite the advantage of their low computational complexities, such linear precoders usually suffer from severe bit error rate (BER) floors, especially

in the high signal-to-noise ratio (SNR) regime. To overcome the error rate floor issues, there have been emerging works on analyzing and designing nonlinear precoders for one-bit downlink transmission.

The nonlinear precoding schemes usually take symbol-level metrics for optimization, among which minimum mean square error (MMSE) [8], [13], [14], constructive inference (CI) [15]–[20], and symbol error probability (SEP) [21]–[24] are probably the most widely considered performance metrics. MMSE measures the average distance between the received signal and its corresponding constellation symbol, which is a general metric that can be applied to both QAM and PSK constellations. Several one-bit precoders that optimize the MMSE have been proposed in [8], including the semidefinite relaxation (SDR) precoder and the more computationally efficient squared-infinity norm Douglas-Rachford splitting (SQUID) precoder. To further reduce the computational cost of SQUID, two precoders named C1PO and C2PO that are based on the biconvex relaxation have been proposed in [13]. In [14], the authors designed an algorithm based on the alternating direction method of multipliers framework, which is guaranteed to converge under some mild conditions. More recently, one-bit precoding with SEP minimization has received increasing attentions [21]–[24]. The crux lies in that the SEP expression for PSK constellation involves integral and does not admit a closed form [25], which greatly increases the difficulty of precoding algorithm designs.

For PSK constellation, the most widely-adopted design metric is CI. The concept of CI exploits the sectorial decision region property for PSK constellation. Intuitively speaking, it tries to alter the multiuser interference to be constructive to push the noise-free received signal deep into the decision region and away from the decision boundary. Compared to MMSE-based approaches, the CI-based approaches generally enjoy significantly better BER performance; compared to SEP-based approaches, the CI metric is much easier to optimize. In fact, the CI criterion is closely related to the SEP criterion. In particular, it has been shown in [22] and [26] that for PSK constellation, maximizing the CI effect can be seen as minimizing an approximation of the SEP. The concept of CI has been well studied for symbol-level precoding without one-bit constraint [27]–[30]; more recently, it has been exploited for one-bit precoding [15]–[20].

Various algorithms have been proposed for solving the CI-based one-bit precoding problem, most of which are based on the linear programming (LP) relaxation model [15]–[18]. Generally speaking, this kind of approach consists of two stages: in the first stage, the LP relaxation model is solved; in the second stage, some optimization or greedy techniques are utilized to determine

the values of elements of the LP relaxation solution that do not satisfy the one-bit constraint. The theoretical support of this kind of approach is that most entries of the solution of the LP relaxation already satisfy the one-bit constraint, and thus in the second stage only a subproblem with a reduced dimension needs to be considered [18]. Different techniques in the second stage lead to different algorithms. Specifically, the maximum safety margin (MSM) algorithm [15]–[17] directly quantizes the LP relaxation solution to satisfy the one-bit constraint, which is the most straightforward way to obtain a one-bit solution from the solution of the LP relaxation. However, its (BER) performance is often unsatisfactory. The partial branch-and-bound (P-BB) algorithm [18] solves the subproblem in the second stage to global optimality with an elaborately designed branch-and-bound procedure, which achieves the best performance of this kind of approaches but is unsuitable for practical implementation due to its high computational complexity. To make a balance between complexity and performance, the ordered partial sequential update (OPSU) algorithm [18] further includes a refinement stage to the quantized solution obtained by the MSM algorithm, which checks the quantized elements one after another whether changing their signs can improve the objective value. This simple technique can greatly enhance the performance of the MSM algorithm and is much more computationally efficient than the P-BB algorithm. Nevertheless, it suffers from a performance degradation in difficult cases (e.g., high user-antenna ratio or high-order modulation). In summary, either the performance of current CI-based approaches degrades in difficult cases (e.g., MSM and OPSU) or their computational costs are prohibitively high (e.g., P-BB). Please see Table I for a summary of models and/or algorithms for one-bit precoding design.

B. Our Contributions

This paper considers the one-bit precoding design problem for massive MIMO systems with PSK modulation and focuses on the CI-based symbol scaling model [17]. The main contribution of this paper is an efficient negative ℓ_1 penalty (NL1P) approach for solving large-scale problems arising from the massive MIMO scenario. Two key features of the proposed approach are as follows. First, our approach is based on a novel penalty model, which is shown to be equivalent to the original problem both globally and locally when the penalty parameter is sufficiently large. This is in sharp contrast to the LP relaxation model considered in the previous works [17]–[19]. Second, the dominant cost of the proposed approach at each iteration is two matrix-

vector multiplications and one projection onto the simplex, which makes it particularly suitable for solving large-scale one-bit precoding problems.

We summarize the contributions of the paper as follows.

- 1) *Complexity Analysis*: We characterize the complexity status of the considered one-bit precoding problem. Specifically, we show that the considered problem is NP-hard even in the single-user case and strongly NP-hard in the general case. The complexity results fill a theoretical gap, as the complexity status of the problem remains unknown (in spite of the existence of various heuristic approaches for solving the problem).
- 2) *Novel Penalty Model*: We propose a novel negative ℓ_1 penalty model for the considered problem, in which the one-bit constraint is penalized into the objective with a negative ℓ_1 -norm term. We show that when the penalty parameter is sufficiently large, the penalty model is an exact reformulation of the original problem, in the sense that the two problems share the same global and local solutions. The proposed penalty model is the first continuous reformulation of the original discrete model and is more favorable for the algorithmic design (compared to the discrete model).
- 3) *Efficient Algorithms*: To solve the penalty model, we further transform it into an equivalent min-max problem. We propose an efficient alternating proximal/projection gradient descent ascent (APGDA) algorithm for solving a class of non-smooth nonconvex-concave min-max problems (which includes our problem as a special case) and prove its convergence. More specifically, we show that the APGDA algorithm is guaranteed to converge to a stationary point of the min-max problem and a local minimizer of the penalty problem. We also propose a low-complexity implementation of the proposed APGDA algorithm when applied to solve our interested penalty problem. Simulation results show that both the proposed algorithm and its low-complexity implementation generally outperform the state-of-the-art CI-based algorithms in terms of both the BER performance and the computational efficiency.

C. Organization and Notations

The remaining parts of the paper are organized as follows. Section II introduces the system model and the CI-based symbol scaling model for one-bit precoding design. Section III establishes the complexity status of the considered problem. A framework of the proposed negative ℓ_1 penalty approach is given in Section IV, after which an efficient algorithm for solving the

TABLE I
A SUMMARY OF MODELS AND ALGORITHMS FOR ONE-BIT PRECODING WITH PSK MODULATION.

Algorithm	Design principle	Optimization model and/or technique	Complexity	Error rate
ZF [8]	Block-level ZF	Direct quantization	Low	Poor
WF [8]	Block-level MMSE			
C1PO [13]	Symbol-level MMSE	Biconvex relaxation and alternating minimization	Moderate	Good in easy cases but failed in difficult cases
C2PO [13]		Biconvex relaxation and forward-backward splitting		
SQUID [8]		Douglas-Rachford splitting		
MSM [15] [17]	Symbol-level CI	LP relaxation and direct quantization	Moderate, higher than MMSE methods	Satisfactory in general but degraded in difficult cases
OPSU [18]		LP relaxation and greedy search		
P-BB [18]		LP relaxation and branch-and-bound	Prohibitively high in large systems	Satisfactory
NLIP (this paper)		Negative ℓ_1 penalty reformulation	Moderate, higher than MMSE methods	
ANLIP (this paper)		and min-max optimization		

penalty model is developed in Section V. Simulation results are shown in Section VI and the paper is concluded in Section VII.

Throughout this paper, we use \mathbb{R} and \mathbb{C} to represent the real and complex space, respectively. We use x , \mathbf{x} , \mathbf{X} , and \mathcal{X} to denote scalar, column vector, matrix, and set, respectively. The symbols $\mathbf{0}$ and $\mathbf{1}$ are column vectors with all elements being 0 and 1, respectively. For a vector \mathbf{x} , $\mathbf{x}(i)$ refers to its i -th entry, where x_i is also used if it does not cause any ambiguity; $\mathbf{x} \geq \mathbf{0}$ ($\mathbf{x} > \mathbf{0}$) means that each element of \mathbf{x} is nonnegative (positive). For a matrix \mathbf{X} , X_{ij} refers to its (i, j) -th element; $\text{mean}(\mathbf{X})$ returns the mean value of $\{X_{ij}\}$. For a set \mathcal{X} , $\text{int } \mathcal{X}$ refers to its interior; $\text{Proj}_{\mathcal{X}}$ is the projection operator onto set \mathcal{X} . $\text{sgn}(\cdot)$ represents the sign of a real number, which returns 1 if the number is nonnegative and returns -1 otherwise. $\|\cdot\|_p$ denotes the ℓ_p norm of the corresponding matrix or vector, where $p \in \{1, 2, \infty\}$. $(\cdot)^\top$, $\mathcal{R}(\cdot)$, $\mathcal{I}(\cdot)$, and $|\cdot|$ return the transpose, the real part, the imaginary part, and the modular of their corresponding argument, respectively. The subdifferential of a convex function f is denoted by $\partial f(\cdot)$. $\text{dom}(f)$ refers to the domain of the function f , i.e., $\text{dom}(f) = \{\mathbf{x} \mid f(\mathbf{x}) < +\infty\}$. $\mathcal{CN}(\mathbf{0}, \sigma^2 \mathbf{I})$ represents the zero-mean circularly symmetric complex Gaussian distribution with covariance matrix $\sigma^2 \mathbf{I}$, where \mathbf{I} denotes the identity matrix. $B(\mathbf{x}_0, d)$ refers to the ball centered at \mathbf{x}_0 with radius d ,

i.e., $B(\mathbf{x}_0, d) = \{\mathbf{x} \mid \|\mathbf{x} - \mathbf{x}_0\|_2 \leq d\}$. $\mathbb{P}(\cdot)$ denotes the probability of the corresponding event. Finally, $j \triangleq \sqrt{-1}$ is the imaginary unit.

II. PROBLEM FORMULATION

In this section, we present the problem formulation, including the system model and the CI-based symbol scaling model for one-bit precoding design.

A. System Model

We consider a standard flat-fading downlink multiuser massive MIMO system, in which a BS equipped with N_t antennas serves K single-antenna users simultaneously, where $K \ll N_t$. The downlink transmission can be modeled by

$$\mathbf{y} = \mathbf{H}\mathbf{x}_T + \mathbf{n},$$

where $\mathbf{x}_T \in \mathbb{C}^{N_t}$ is the transmitted signal at the BS, $\mathbf{H} = [\mathbf{h}_1, \dots, \mathbf{h}_K]^T \in \mathbb{C}^{K \times N_t}$ is the downlink channel from the BS to the users, $\mathbf{n} \sim \mathcal{CN}(\mathbf{0}, \sigma^2 \mathbf{I})$ is the additive complex Gaussian noise, and $\mathbf{y} \in \mathbb{C}^{K \times 1}$ is the received signal vector with y_k representing the received signal of user k .

The BS is equipped with one-bit DACs, which enforces that each entry of the transmitted signal \mathbf{x}_T can only be chosen from four values. Specifically, $\mathbf{x}_T \in \mathcal{X}^{N_t}$, where $\mathcal{X} = \left\{ \pm \frac{1}{\sqrt{2N_t}} \pm \frac{1}{\sqrt{2N_t}} j \right\}$. Here we normalize \mathbf{x}_T to unit transmission power $\|\mathbf{x}_T\|_2^2 = 1$ for simplicity. Let $\mathbf{s} = [s_1, \dots, s_K]^T$ be the intended data symbol vector for the users whose entries are drawn from a unit-norm M -PSK constellation, i.e., $s_k \in \mathcal{S}_M := \{e^{j\frac{2\pi m}{M}}, m = 0, \dots, M-1\}$. At the receiver side, each user detects the symbol \hat{s}_k from the received signal y_k via nearest-neighbor decoding, i.e., $\hat{s}_k = \arg \min_{s \in \mathcal{S}_M} \|y_k - s\|_2$.

Assuming that the downlink channel \mathbf{H} is known at the BS [11]–[23], our goal is to design the transmitted signal \mathbf{x}_T such that the SEP, defined as $\mathbb{P}(\mathbf{s} \neq \hat{\mathbf{s}})$, is as low as possible. In this paper, we focus on the CI formulation for the one-bit precoding problem [15]–[20]. CI is a symbol-level precoding scheme, where the transmitted signal \mathbf{x}_T is optimized for each realization of the pair of channel and symbol (\mathbf{H}, \mathbf{s}) .

B. CI-Based Symbol Scaling Model for One-Bit Precoding

CI refers to interference that pushes the received signal away from their corresponding decision boundaries of the modulated-symbol constellation, which thus contributes to the useful signal

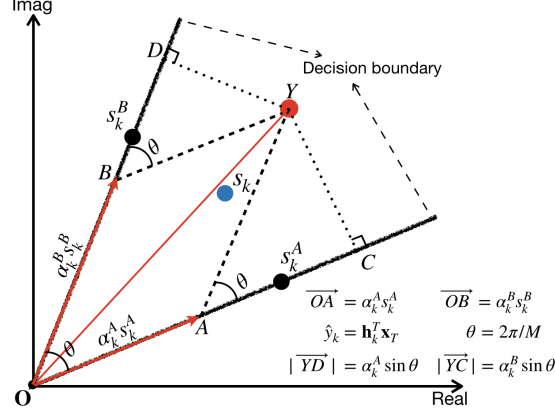


Fig. 1. An illustration of the CI formulation for 8-PSK.

power and minimizes the SEP; see [27]–[30] for more detailed discussions on CI. In this subsection, we introduce the mathematical formulation of the CI effect and the corresponding symbol scaling model proposed in [17].

For clarity, in Fig. 1 we depict a piece of the decision region for 8-PSK modulation, where without loss of generality we assume that the data symbol for user k is $s_k = e^{j\frac{2\pi}{M}}$. We denote s_k^A and s_k^B as the unit vectors in the directions of the decision boundaries, which can be expressed as $s_k^A = s_k e^{-j\frac{\pi}{M}}$ and $s_k^B = s_k e^{j\frac{\pi}{M}}$, respectively.

The CI metric aims to maximize the distance from the noise-free received signal to the decision boundary of its corresponding constellation symbol. To formulate such distance mathematically, we decompose the noise-free received signal \hat{y}_k , which corresponds to \overrightarrow{OY} in Fig. 1, along s_k^A and s_k^B , as

$$\hat{y}_k = \mathbf{h}_k^T \mathbf{x}_T = \alpha_k^A s_k^A + \alpha_k^B s_k^B.$$

As can be observed from Fig. 1, the length of \overrightarrow{YB} and \overrightarrow{YA} are α_k^A and α_k^B , respectively. Therefore, the distance from \hat{y}_k to the decision boundary of s_k can be expressed as

$$\min \{|\overrightarrow{YC}|, |\overrightarrow{YD}|\} = \min \{|\overrightarrow{YA}| \sin \theta, |\overrightarrow{YB}| \sin \theta\} = \min \{\alpha_k^A, \alpha_k^B\} \sin \theta,$$

where $|\cdot|$ denotes the lengths of the corresponding vector. Since $\theta = \frac{2\pi}{M}$ is known as long as the constellation level M is given, the distance is only determined by $\min\{\alpha_k^A, \alpha_k^B\}$.

Based on the above discussions, the CI effect for all users in the system can be characterized by the value of $\min_{k \in \{1, 2, \dots, K\}} \{\alpha_k^A, \alpha_k^B\}$, which measures the minimum distance from all noise-free received signals to the decision boundaries of their corresponding constellation

symbols. Accordingly, the one-bit precoding design problem that maximizes the CI effect can be formulated as

$$\begin{aligned}
& \max_{\mathbf{x}_T} \min_{k \in \{1, 2, \dots, K\}} \{ \alpha_k^A, \alpha_k^B \} \\
& \text{s.t. } \mathbf{h}_k^\top \mathbf{x}_T = \alpha_k^A s_k^A + \alpha_k^B s_k^B, \quad k = 1, 2, \dots, K, \\
& \mathbf{x}_T(i) \in \left\{ \pm \frac{1}{\sqrt{2N_t}} \pm \frac{1}{\sqrt{2N_t}} j \right\}, \quad i = 1, 2, \dots, N_t.
\end{aligned} \tag{1}$$

By denoting $\hat{\mathbf{x}}_T = \sqrt{2N_t} \mathbf{x}_T$ and $\hat{\mathbf{H}} = \frac{\mathbf{H}}{\sqrt{2N_t}}$, we can further remove the problem-dependent quantity $\frac{1}{\sqrt{2N_t}}$ from the constraint on \mathbf{x}_T . With a little bit notational ambiguity, we still use \mathbf{x}_T and \mathbf{H} , then problem (1) can be rewritten as

$$\begin{aligned}
& \max_{\mathbf{x}_T} \min_{k \in \{1, 2, \dots, K\}} \{ \alpha_k^A, \alpha_k^B \} \\
& \text{(P}_0\text{)} \quad \text{s.t. } \mathbf{h}_k^\top \mathbf{x}_T = \alpha_k^A s_k^A + \alpha_k^B s_k^B, \quad k = 1, 2, \dots, K,
\end{aligned} \tag{2a}$$

$$\mathbf{x}_T(i) \in \{ \pm 1 \pm j \}, \quad i = 1, 2, \dots, N_t. \tag{2b}$$

We refer to (P₀) as the CI-based symbol scaling model for one-bit precoding design, which is the main optimization problem of this paper.

III. COMPLEXITY ANALYSIS

Problem (P₀) is a large-scale integer program, as the number of antennas N_t is usually large in massive MIMO systems. Such a problem is considered challenging to solve from the optimization viewpoint. In spite of the existence of various algorithmic works on problem (P₀), its complexity status, or how intrinsically difficult it is from the perspective of theoretical computer science, remains unknown in the literature. In this section, we fill this theoretical gap, i.e., characterizing the complexity of problem (P₀).

We first consider the case where there is only a single user in the system.

Theorem 1. *The CI-based one-bit precoding problem (P₀) is NP-hard in the single-user case, i.e., $K = 1$.*

The following Theorem 2 considers the more general multiuser case with $K \geq 1$. The proof of Theorems 1 and 2 are both provided in the companion technical report of this paper [31].

Theorem 2. *The CI-based one-bit precoding problem (P₀) is strongly NP-hard. Moreover, there is no polynomial-time constant approximation algorithm for (P₀), unless $P = NP$.*

The above complexity results reveal that the (worst-case) computational complexity of globally solving (P_0) is exponential (if $P \neq NP$), which is prohibitively high for the massive MIMO system whose corresponding problem size is large. In addition, since the precoding scheme is symbol-level based, (P_0) must be solved at the symbol rate, which imposes high requirement on the efficiency of the corresponding algorithm. As such, instead of insisting on finding the optimal solution, we focus our attention on designing efficient algorithms for finding high-quality solutions to problem (P_0) .

IV. PROPOSED NEGATIVE ℓ_1 PENALTY APPROACH

In this section, we first introduce a compact form of problem (P_0) , which is more favorable for the following algorithmic design. Then, we transform the compact form into a novel negative ℓ_1 penalty model and give the algorithmic framework of the proposed negative ℓ_1 penalty approach.

A. A Compact Form of (P_0)

In this subsection, we briefly introduce a compact form of (P_0) proposed in [17]. Recall that α_k^A and α_k^B are both real numbers. Therefore, by rewriting the complex-valued constraints (2a) into the real-valued form, we can express $[\alpha_k^A, \alpha_k^B]^\top$ explicitly as a function of \mathbf{h}_k , s_k , and $\mathbf{x} = [\mathcal{R}(\mathbf{x}_T)^\top, \mathcal{I}(\mathbf{x}_T)^\top]^\top$. Moreover, the original maximization problem can be converted into a minimization problem (by adding a negative sign in the objective). Then we arrive at the following compact form:

$$\begin{aligned} \min_{\mathbf{x}} \quad & \max_{l \in \{1, 2, \dots, 2K\}} \alpha_l \\ \text{s.t.} \quad & \mathbf{\Lambda} = \mathbf{A}\mathbf{x}, \end{aligned} \tag{3}$$

$$x_i \in \{-1, 1\}, \quad i = 1, 2, \dots, 2N_t,$$

where $\mathbf{\Lambda} = -[\alpha_1^A, \alpha_1^B, \dots, \alpha_K^A, \alpha_K^B]^\top \triangleq [\alpha_1, \alpha_2, \dots, \alpha_{2K}]^\top \in \mathbb{R}^{2K}$ and $\mathbf{A} = -[\mathbf{V}_1^\top, \mathbf{V}_2^\top, \dots, \mathbf{V}_K^\top]^\top \in \mathbb{R}^{2K \times 2N_t}$ with

$$\mathbf{V}_k = \frac{\begin{bmatrix} \mathcal{I}(s_k^B) & -\mathcal{R}(s_k^B) \\ -\mathcal{I}(s_k^A) & \mathcal{R}(s_k^A) \end{bmatrix} \begin{bmatrix} \mathcal{R}(\mathbf{h}_k^\top) & -\mathcal{I}(\mathbf{h}_k^\top) \\ \mathcal{I}(\mathbf{h}_k^\top) & \mathcal{R}(\mathbf{h}_k^\top) \end{bmatrix}}{\mathcal{R}(s_k^A)\mathcal{I}(s_k^B) - \mathcal{I}(s_k^A)\mathcal{R}(s_k^B)}.$$

See [17] for detailed derivations.

The constraint $\Lambda = \mathbf{A}\mathbf{x}$ in problem (3) can be further substituted into the objective, which leads to the following form:

$$(P) \quad \min_{\mathbf{x} \in \{-1,1\}^n} \max_{l \in \{1,2,\dots,m\}} \mathbf{a}_l^\top \mathbf{x},$$

where $n = 2N_t$, $m = 2K$, and \mathbf{a}_l^\top is the l -th row of \mathbf{A} . In the following, we shall design algorithms based on the compact form (P), which appears to be easier to handle than (P₀).

B. Proposed Negative ℓ_1 Penalty Approach

One main difficulty of problem (P) lies in its discrete one-bit constraint. To deal with such difficulty, we resort to the penalty technique, which penalizes the constraint into the objective with some carefully selected penalty function. Specifically, the proposed approach relaxes the discrete one-bit constraint $\mathbf{x} \in \{-1, 1\}^n$ into the continuous constraint $\mathbf{x} \in [-1, 1]^n$, and includes a *negative ℓ_1 penalty* into the objective as

$$(P_\lambda) \quad \min_{\mathbf{x} \in [-1,1]^n} \max_{l \in \{1,2,\dots,m\}} \mathbf{a}_l^\top \mathbf{x} - \lambda \|\mathbf{x}\|_1,$$

where $\lambda \geq 0$ is the penalty parameter. Intuitively, the negative ℓ_1 penalty term in (P_λ) encourages large magnitudes of $\{x_i\}$.

The following theorem establishes both the global and local equivalence of the original problem (P) and the penalty model (P_λ).

Theorem 3. *If the penalty parameter λ in (P_λ) satisfies $\lambda > \max_l \|\mathbf{a}_l\|_\infty$, then the following results hold:*

- (1) *Any optimal solution of (P_λ) is also an optimal solution of (P), and vice versa.*
- (2) *Any local minimizer of (P_λ) is a feasible point of (P); on the other hand, any feasible point of (P) is a (strict) local minimizer of (P_λ).*

The proof of Theorem 3 is provided in the companion technical report of this paper [31]. Theorem 3 shows that problems (P) and (P_λ) are equivalent in the sense that they share the same global and local solutions. Three remarks on the equivalence result in Theorem 3 are in order. (i) This equivalence result is highly nontrivial from the optimization perspective, because it shows that problem (P_λ) is not only globally but also locally equivalent to (P). It is generally difficult to find such an exact penalty model, especially when the original problem is non-smooth (which is our case). (ii) The equivalence result serves as a (necessary) theoretical guarantee that we can forget the original *discrete* model (P), and focus on the *continuous* model (P_λ) for the

algorithmic design. This is important and beneficial due to the following reasons. First, it gives us more freedom to design algorithms, since continuous problems are generally easier to handle than discrete problems. Second (and more importantly), solving the continuous problem (P_λ) is more likely to give us a high-quality solution because we are solving the problem in a larger searching space in which the homotopy (sometimes called warm-start) technique [32]–[34] can help to bypass bad local solutions (equivalently bad feasible solutions of (P)). (iii) The equivalence result can be generalized and might be useful for other applications. Specifically, for any optimization problem with Lipschitz continuous objective and discrete constraint $\mathbf{x} \in \{-1, 1\}^n$, we can obtain a corresponding negative ℓ_1 penalty model, and the (global and local) equivalence between the two problems holds when $\lambda > L$, where L is the Lipschitz constant of the objective function.

We are now ready to give our proposed algorithmic framework for solving problem (P) . We employ the homotopy technique together with the penalty method. Specifically, we solve problem (P_λ) with a small penalty parameter λ at the beginning, then gradually increase the penalty parameter and trace the solution path of the corresponding penalty problems, until the penalty parameter is sufficiently large and a feasible point of (P) is obtained. By simulation, this homotopy technique can avoid bad local minima and exhibits better results than using a fixed large λ . For more information of homotopy optimization, please refer to [32]–[34]. We name the above procedure for solving problem (P) as the negative ℓ_1 penalty (NL1P) approach and give the algorithmic framework as follows.

Algorithm 1 NL1P Approach for Solving Problem (P)

Step 1 Input $\lambda^{(0)}, \delta > 1, \mathbf{x}^{(0)}$; set $t = 0$.

Step 2 Apply Algorithm 3 (see further ahead) to solve problem (P_λ) with parameter $\lambda = \lambda^{(t)}$ and initial point $\mathbf{x}^{(t)}$; let the solution be $\mathbf{x}^{(t+1)}$.

Step 3 Stop if $\mathbf{x}^{(t+1)}$ satisfies the one-bit constraint; otherwise, set $\lambda^{(t+1)} = \delta\lambda^{(t)}$ and $t = t + 1$, go to Step 2.

C. Remarks on Proposed NL1P Approach

In this subsection, we give some discussions on the relationship between the proposed NL1P approach and existing algorithms for solving problem (P) .

1) *Comparison with LP Relaxation Based Approaches:* Most of the existing approaches (e.g., MSM [15]–[17], OPSU [18], P-BB [18]) are based on the LP relaxation model, which corresponds to problem (P_λ) with $\lambda = 0$. The P-BB algorithm involves branch-and-bound search, which may result in high computational cost, especially when massive MIMO is considered. The

MSM algorithm, which directly quantizes the solution of the LP relaxation problem, is much more efficient. But MSM usually suffers from an error rate floor. By further including a refinement stage in the MSM algorithm, the OPSU algorithm can achieve much better performance than the MSM algorithm with slightly increased computational cost. Nevertheless, such a greedy technique that determines the values of elements sequentially without considering the overall information also limits the performance of the OPSU algorithm, especially in the difficult cases where the user-antenna ratio is high or the modulation level is high.

To conclude, the LP relaxation based approaches suffer from a high computational complexity (e.g., P-BB) or their performance degrades in difficult cases (e.g., OPSU and MSM). Essentially, this is because the LP relaxation model on which they are based is not equivalent to the original model and thus a second stage is still needed to determine the values of elements that do not satisfy the one-bit constraint, which is independently very difficult. In contrast, the proposed NL1P approach seeks to solve the negative ℓ_1 penalty model (P_λ), which is an exact reformulation of the original problem (P). This explains why our proposed approach performs better than the LP relaxation based approaches (especially in the above mentioned two difficult cases), as will be observed in the simulation.

2) *Comparison with the Work in [23]:* It is interesting to note that, though with different motivations, problem (P) is in the same form as the problem considered in [23]. In contrast to our proposed approach that deals with the non-smooth objective function, the authors in [23] developed a penalty method based on a smooth approximation. Specifically, they applied the log-sum-exponential approximation to the non-smooth maximum function and considered the following approximation problem of (P):

$$\min_{\mathbf{x} \in \{-1,1\}^n} \sigma \log \left(e^{\frac{\mathbf{a}_1^T \mathbf{x}}{\sigma}} + e^{\frac{\mathbf{a}_2^T \mathbf{x}}{\sigma}} + \cdots + e^{\frac{\mathbf{a}_m^T \mathbf{x}}{\sigma}} \right). \quad (4)$$

For the above (smooth) approximation problem, the following negative square penalty model was proposed by adding a penalty term $-\lambda \|\mathbf{x}\|_2^2$ to the objective and relaxing the discrete constraint into the continuous box constraint:

$$\min_{\mathbf{x} \in [-1,1]^n} \sigma \log \left(e^{\frac{\mathbf{a}_1^T \mathbf{x}}{\sigma}} + e^{\frac{\mathbf{a}_2^T \mathbf{x}}{\sigma}} + \cdots + e^{\frac{\mathbf{a}_m^T \mathbf{x}}{\sigma}} \right) - \lambda \|\mathbf{x}\|_2^2. \quad (5)$$

A problem associated with this smoothing-based approach is that its performance is sensitive to the smoothing parameter σ . On the one hand, the smoothing parameter is expected to be as small as possible to obtain an accurate approximation. On the other hand, a small smoothing

parameter will result in a large Lipschitz constant of the gradient of the objective function in (4) (which is proportional to $1/\sigma$). This will pose great challenge to the algorithmic design, since first-order algorithms generally converge slowly when the Lipschitz constant of the gradient is small. In addition, it is shown in [23, Theorem 2] that the negative square penalty model (5) is locally equivalent to problem (4) only when the penalty parameter λ is larger than the Lipschitz constant of the gradient of the objective function in (4). This means that the penalty parameter λ needs to be very large to guarantee the local equivalence if σ is small, which leads to more numbers of iterations if the homotopy technique (which increases λ gradually) is employed. This reveals the dilemma of the choice of the smoothing parameter σ in (4).

In contrast, our proposed approach deals with the non-smooth objective *directly*, and thus avoids the above dilemma of choosing the smoothing parameter σ . Moreover, the required lower bound of the penalty parameter in our penalty model (P_λ) to guarantee the equivalence, i.e., $\max_l \|\mathbf{a}_l\|_\infty$, is only related to the problem parameter. Nevertheless, the resulting non-smooth penalty model (P_λ) seems more challenging to solve than the smooth penalty model in [23]. In the next section, we shall propose an efficient algorithm for solving problem (P_λ) by taking care of its special structure.

3) *Necessity of the Negative ℓ_1 Penalty:* One may ask why we do not add the negative square penalty to the objective as in [23], whereby the resulting model is

$$\min_{\mathbf{x} \in [-1, 1]^n} \max_{l \in \{1, 2, \dots, m\}} \mathbf{a}_l^\top \mathbf{x} - \lambda \|\mathbf{x}\|_2^2. \quad (6)$$

Next we show that (6) is not a good penalty model for (P). Specifically, for any $\lambda > 0$, local minimizers of (6) are not necessarily feasible points of (P). We give an example as follows.

Example 1. Consider the following problem:

$$\begin{aligned} \min_{\mathbf{x}} \quad & \max_{l \in \{1, 2, 3, 4\}} \mathbf{a}_l^\top \mathbf{x} \\ \text{s.t.} \quad & x_i \in \{-1, 1\}, \quad i = 1, 2, \end{aligned} \quad (7)$$

where

$$\mathbf{A} = \begin{pmatrix} \mathbf{a}_1^\top \\ \mathbf{a}_2^\top \\ \mathbf{a}_3^\top \\ \mathbf{a}_4^\top \end{pmatrix} = \begin{pmatrix} 1 & -1 \\ -1 & 1 \\ 1 & 1 \\ -1 & -1 \end{pmatrix}.$$

The corresponding negative square penalty problem is

$$\begin{aligned} \min_{\mathbf{x}} \quad & \max_{l \in \{1,2,3,4\}} \mathbf{a}_l^\top \mathbf{x} - \lambda \|\mathbf{x}\|_2^2 \\ \text{s.t.} \quad & -1 \leq x_i \leq 1, \quad i = 1, 2. \end{aligned} \quad (8)$$

We claim that for any $\lambda > 0$, $\mathbf{0}$ is a local minimizer of (8) (but not a feasible point of (7)).

Note that (8) is equivalent to

$$\begin{aligned} \min_{\mathbf{x}} \quad & \|\mathbf{x}\|_1 - \lambda \|\mathbf{x}\|_2^2 \\ \text{s.t.} \quad & -1 \leq x_i \leq 1, \quad i = 1, 2. \end{aligned}$$

Given any $\lambda > 0$, then for all $\mathbf{x} \in B(\mathbf{0}, \frac{1}{\lambda})$, it holds that

$$\|\mathbf{x}\|_1 - \lambda \|\mathbf{x}\|_2^2 \geq \|\mathbf{x}\|_2 - \lambda \|\mathbf{x}\|_2^2 = \|\mathbf{x}\|_2(1 - \lambda \|\mathbf{x}\|_2) \geq 0,$$

which implies that $\mathbf{0}$ is a local minimizer of (8).

The above example shows the failure of the negative square penalty and reveals the difficulty of finding an exact penalty for a non-smooth problem like (P). The main reason for the failure of the negative square penalty lies in that a smooth penalty is utilized in the problem where the objective is non-smooth. This also explains why we choose the non-smooth negative ℓ_1 penalty for problem (P). In fact, the negative ℓ_1 penalty we adopt in this paper is the simplest penalty we can find that guarantees the local equivalence.

V. AN EFFICIENT ALGORITHM FOR SOLVING PROBLEM (P_λ)

In this section, we propose an efficient algorithm for solving the non-smooth non-convex subproblem (P_λ) in the NL1P approach. More specifically, we first transform problem (P_λ) into an equivalent min-max problem (\widehat{P}_λ) in Section V-A. Then we propose an efficient alternating proximal/projection gradient descent ascent (APGDA) algorithm for solving a class of non-smooth min-max problems (which includes our problem (\widehat{P}_λ) as a special case) and give the convergence analysis in Section V-B and Section V-C, respectively. In Section V-D, we apply the proposed APGDA algorithm to solve problem (\widehat{P}_λ) and give some discussions.

A. Min-Max Reformulation of (P_λ)

In this subsection, we reformulate problem (P_λ) into an equivalent min-max problem. Recall that the objective in (P_λ) is the maximum of a finite collection of functions. By introducing an auxiliary variable

$$\mathbf{y} \in \Delta \triangleq \{\mathbf{y} \in \mathbb{R}^m \mid \mathbf{1}^\top \mathbf{y} = 1, \mathbf{y} \geq \mathbf{0}\}, \quad (9)$$

(P_λ) can be equivalently transformed into the following min-max problem:

$$(\hat{P}_\lambda) \quad \min_{\mathbf{x} \in [-1,1]^n} \max_{\mathbf{y} \in \Delta} \mathbf{y}^\top \mathbf{A} \mathbf{x} - \lambda \|\mathbf{x}\|_1.$$

The two problems (P_λ) and (\hat{P}_λ) are equivalent in the sense that an optimal solution (stationary point) of one problem can be easily constructed given an optimal solution (stationary point) of the other problem [35].

Below we shall focus on designing an efficient algorithm for solving the reformulated min-max problem (\hat{P}_λ) . In the next subsection, we shall develop an algorithm for solving a class of non-smooth nonconvex-concave min-max problems, which includes (\hat{P}_λ) as a special case.

B. Proposed Algorithm

Min-max problems have drawn considerable interest (especially in machine learning and signal processing communities) in recent years. Various algorithms have been proposed for different types of min-max problems [35]–[40]. However, previous works mainly consider the smooth case [36]–[39]. Few works that focus on non-smooth min-max problems all require the non-smooth term to be convex [35] [40]. To the best of our knowledge, there is no existing work that covers our interested problem (\hat{P}_λ) (where the negative ℓ_1 penalty term in the objective is both non-smooth and non-convex), and thus no existing algorithm can be directly applied to solve problem (\hat{P}_λ) .

In this subsection, we consider a class of non-smooth nonconvex-concave min-max problems

$$\min_{\mathbf{x} \in \mathcal{X}} \max_{\mathbf{y} \in \mathcal{Y}} F(\mathbf{x}, \mathbf{y}) \triangleq f(\mathbf{x}, \mathbf{y}) - g(\mathbf{x}), \quad (10)$$

where $f(\mathbf{x}, \mathbf{y})$ is a smooth function that is non-convex with respect to \mathbf{x} and concave with respect to \mathbf{y} , $g(\mathbf{x})$ is a non-smooth, proper closed convex function, and $\mathcal{X} \subset \text{int dom}(g)$ and \mathcal{Y} are compact convex sets in \mathbb{R}^n and \mathbb{R}^m , respectively. Problem (10) includes problem (\hat{P}_λ) as a special case. To be specific, $f(\mathbf{x}, \mathbf{y})$ and $g(\mathbf{x})$ correspond to the linear term $\mathbf{y}^\top \mathbf{A} \mathbf{x}$ and the ℓ_1 norm $\|\mathbf{x}\|_1$, respectively; \mathcal{X} and \mathcal{Y} correspond to $[-1, 1]^n$ and the simplex set Δ in (9), respectively.

Our proposed algorithm for solving problem (10) can be regarded as an extension of the algorithms proposed in [35] and [36] from the smooth case to the non-smooth case, which is independently interesting. In [35] and [36], the authors proposed unified frameworks for solving a few different classes of min-max problems including the smooth nonconvex-concave ones, which is a special case of (10) with $g(\mathbf{x}) = 0$.

Similar to [35] and [36], a perturbed function of the original objective:

$$\tilde{F}(\mathbf{x}, \mathbf{y}) = F(\mathbf{x}, \mathbf{y}) - \frac{c_k}{2} \|\mathbf{y}\|_2^2 = f(\mathbf{x}, \mathbf{y}) - g(\mathbf{x}) - \frac{c_k}{2} \|\mathbf{y}\|_2^2$$

is considered, where the perturbed term is introduced to make $\tilde{F}(\mathbf{x}, \mathbf{y})$ strongly concave in \mathbf{y} . It is shown in [35] and [36] that the perturbed term is important for the convergence of the corresponding algorithms.

At each iteration, the proposed algorithm updates \mathbf{x} and \mathbf{y} alternately as follows:

$$\mathbf{x}_{k+1} \in \arg \min_{\mathbf{x} \in \mathcal{X}} f(\mathbf{x}_k, \mathbf{y}_k) + \langle \nabla_{\mathbf{x}} f(\mathbf{x}_k, \mathbf{y}_k), \mathbf{x} - \mathbf{x}_k \rangle - g(\mathbf{x}) - \frac{c_k}{2} \|\mathbf{y}_k\|_2^2 + \frac{\tau_k}{2} \|\mathbf{x} - \mathbf{x}_k\|_2^2, \quad (11a)$$

$$\begin{aligned} \mathbf{y}_{k+1} &= \arg \max_{\mathbf{y} \in \mathcal{Y}} \tilde{F}(\mathbf{x}_{k+1}, \mathbf{y}_k) + \left\langle \nabla_{\mathbf{y}} \tilde{F}(\mathbf{x}_{k+1}, \mathbf{y}_k), \mathbf{y} - \mathbf{y}_k \right\rangle - \frac{1}{2\rho_k} \|\mathbf{y} - \mathbf{y}_k\|_2^2 \\ &= \text{Proj}_{\mathcal{Y}} (\mathbf{y}_k + \rho_k \nabla_{\mathbf{y}} f(\mathbf{x}_{k+1}, \mathbf{y}_k) - \rho_k c_k \mathbf{y}_k), \end{aligned} \quad (11b)$$

where $\rho_k > 0$ and $\tau_k > 0$ are the properly selected regularization parameters. Generally, the solution to the \mathbf{x} -subproblem might not be unique, and in this case we only need to choose an arbitrary one from the solution set. We summarize the above algorithm as Algorithm 2 below.

Algorithm 2 APGDA Algorithm for Solving Problem (10)

Step 1 Input $\mathbf{x}_0, \mathbf{y}_0, \{\tau_k\}, \{\rho_k\}, \{c_k\}$; set $k = 0$.

Step 2 Alternately update \mathbf{x}_{k+1} and \mathbf{y}_{k+1} as in (11a) and (11b).

Step 3 If some stopping criterion is satisfied, stop; otherwise, set $k = k + 1$, go to Step 2.

Some remarks on the proposed Algorithm 2 and parameters in it are as follows. The \mathbf{x} -subproblem (11a) can be seen as minimizing a local approximation of $\tilde{F}(\cdot, \mathbf{y}_k)$ around \mathbf{x}_k , or more precisely, a quadratic approximation of the smooth term in $\tilde{F}(\cdot, \mathbf{y}_k)$ around \mathbf{x}_k , i.e., $f(\mathbf{x}_k, \mathbf{y}_k) + \langle \nabla_{\mathbf{x}} f(\mathbf{x}_k, \mathbf{y}_k), \mathbf{x} - \mathbf{x}_k \rangle + \frac{\tau_k}{2} \|\mathbf{x} - \mathbf{x}_k\|_2^2 - \frac{c_k}{2} \|\mathbf{y}_k\|_2^2$, plus the non-smooth term in $\tilde{F}(\cdot, \mathbf{y}_k)$, i.e., $-g(\mathbf{x})$. This idea is actually the same as that of the proximal gradient method [41] and (11a) can be seen as a proximal gradient step. (The only difference is that $-g(\mathbf{x})$ is concave here while the traditional proximal gradient method deals with convex functions.) Similarly, \mathbf{y} is updated via a classical gradient projection step of the perturbed function. Since Algorithm 2 updates variable \mathbf{x} by performing a proximal gradient step and variable \mathbf{y} by performing a projection gradient step in an alternating fashion, we name it as the alternating proximal/projection gradient descent ascent (APGDA) algorithm. Note that alternating proximal gradient *descent* over

one block of variables and projection gradient *ascent* over the other block of variables is sharply different from traditional alternating optimization algorithms which perform proximal/projection gradient descent over all blocks of variables and thus make the convergence analysis considerably more difficult than that of the traditional alternating optimization algorithms. The parameters $\{\tau_k\}$ and $\{\rho_k\}$ in (11) are the stepsizes of the proximal/projection gradient steps, which trade off between the goal of minimizing the local approximation of the corresponding functions and the goal of making the approximation accurate, and $\{c_k\}$ controls the accuracy and strong concavity of the perturbed function. Properly selecting those parameters plays a vital role in guaranteeing the convergence and good performance of the proposed algorithm.

The efficiency of the proposed APGDA algorithm depends on the efficiency of solving the subproblems in (11). The \mathbf{x} -subproblem (11a) is a non-smooth non-convex problem, which generally does not admit a closed-form solution. However, for many cases of our interest, the \mathbf{x} -subproblem (11a) either has a closed-form solution or can be efficiently solved to high accuracy. For instance, if \mathcal{X} is a Cartesian product of n simple compact convex sets, i.e., $\mathcal{X} = \prod_{i=1}^n \mathcal{X}_i$, and $g(\mathbf{x})$ is simple and separable in \mathbf{x} , i.e., $g(\mathbf{x}) = \sum_{i=1}^n g_i(x_i)$, then the exact solution can be obtained by solving n simple one-dimensional problems. Fortunately, the interested problem $(\hat{\mathbf{P}}_\lambda)$ is such a case and we shall give a detailed discussion on this in Section V-D later on. The \mathbf{y} -subproblem (11b) is a projection problem onto set \mathcal{Y} and can be efficiently solved for many cases of \mathcal{Y} such as the simplex set Δ in (9).

C. Convergence Analysis

In this subsection, we establish the global convergence of the proposed APGDA algorithm. Before doing this, we give the following definition of the stationary point, which is a generalization of [38, Definition 3.1] from the smooth case to the non-smooth case.

Definition 1. A pair $(\hat{\mathbf{x}}, \hat{\mathbf{y}})$ is called a stationary point of problem (10) if

$$\begin{cases} \mathbf{0} \in \nabla_{\mathbf{x}} f(\hat{\mathbf{x}}, \hat{\mathbf{y}}) - \partial g(\hat{\mathbf{x}}) + \partial \mathbb{I}_{\mathcal{X}}(\hat{\mathbf{x}}); \\ \mathbf{0} \in -\nabla_{\mathbf{y}} f(\hat{\mathbf{x}}, \hat{\mathbf{y}}) + \partial \mathbb{I}_{\mathcal{Y}}(\hat{\mathbf{y}}), \end{cases}$$

where $\mathbb{I}_{\mathcal{X}}(\cdot)$ and $\mathbb{I}_{\mathcal{Y}}(\cdot)$ are the indicator functions of \mathcal{X} and \mathcal{Y} , respectively.

To establish the convergence, we need to impose the following assumptions on f and g in problem (10).

Assumption 1. The function $f(\mathbf{x}, \mathbf{y})$ is continuously differentiable and there exist constants L_x, L_{21}, L_y , and L_{12} such that for $\mathbf{x}, \mathbf{x}_1, \mathbf{x}_2 \in \mathcal{X}$ and $\mathbf{y}, \mathbf{y}_1, \mathbf{y}_2 \in \mathcal{Y}$, we have

$$\begin{aligned}\|\nabla_{\mathbf{x}} f(\mathbf{x}_1, \mathbf{y}) - \nabla_{\mathbf{x}} f(\mathbf{x}_2, \mathbf{y})\|_2 &\leq L_x \|\mathbf{x}_1 - \mathbf{x}_2\|_2, \\ \|\nabla_{\mathbf{x}} f(\mathbf{x}, \mathbf{y}_1) - \nabla_{\mathbf{x}} f(\mathbf{x}, \mathbf{y}_2)\|_2 &\leq L_{21} \|\mathbf{y}_1 - \mathbf{y}_2\|_2, \\ \|\nabla_{\mathbf{y}} f(\mathbf{x}, \mathbf{y}_1) - \nabla_{\mathbf{y}} f(\mathbf{x}, \mathbf{y}_2)\|_2 &\leq L_y \|\mathbf{y}_1 - \mathbf{y}_2\|_2, \\ \|\nabla_{\mathbf{y}} f(\mathbf{x}_1, \mathbf{y}) - \nabla_{\mathbf{y}} f(\mathbf{x}_2, \mathbf{y})\|_2 &\leq L_{12} \|\mathbf{x}_1 - \mathbf{x}_2\|_2.\end{aligned}$$

Assumption 2. The function $g(\mathbf{x})$ is Lipschitz continuous on \mathcal{X} with constant $G > 0$, i.e.,

$$|g(\mathbf{x}_1) - g(\mathbf{x}_2)| \leq G \|\mathbf{x}_1 - \mathbf{x}_2\|_2, \quad \forall \mathbf{x}_1, \mathbf{x}_2 \in \mathcal{X}.$$

With the above definition and assumptions, we are ready to present the convergence result of the proposed APGDA algorithm. The proof of the following theorem can be found in the companion technical report of this paper [31].

Theorem 4. Suppose that Assumptions 1 and 2 hold. Let $\{(\mathbf{x}_k, \mathbf{y}_k)\}$ be the sequence generated by Algorithm 2 with $\rho_k = \rho$. If $0 < \rho \leq \frac{2}{L_y + 2\beta_1}$, $c_k = \frac{\beta_1}{(k+1)^\gamma}$ with $0 < \gamma \leq 0.5$, $\beta_1 > 0$, and $\tau_k = \frac{16\beta_2 L_{12}^2}{\rho c_k^2} + \beta_3$ with $\beta_2 > 1$, $\beta_3 \geq \rho L_{12}^2 + L_x$, then any limit point of $\{(\mathbf{x}_k, \mathbf{y}_k)\}$ is a stationary point of problem (10).

D. APGDA Algorithm for Solving $(\hat{\mathbf{P}}_\lambda)$

In this subsection, we specialize the proposed APGDA algorithm to problem $(\hat{\mathbf{P}}_\lambda)$ and carefully investigate its behaviors on this special problem, including implementation details (see Algorithm 3) and convergence results. We also propose a low-complexity implementation of Algorithm 3 to further reduce the computational cost.

1) *Implementation Details:* Specializing Algorithm 2 to problem $(\hat{\mathbf{P}}_\lambda)$, the subproblems of \mathbf{x} and \mathbf{y} become

$$\mathbf{x}_{k+1} \in \arg \min_{\mathbf{x} \in [-1, 1]^n} \mathbf{y}_k^\top \mathbf{A} \mathbf{x} - \lambda \|\mathbf{x}\|_1 + \frac{\tau_k}{2} \|\mathbf{x} - \mathbf{x}_k\|_2^2 \quad (12)$$

and

$$\mathbf{y}_{k+1} = \text{Proj}_\Delta (\mathbf{y}_k + \rho_k \mathbf{A} \mathbf{x}_{k+1} - \rho_k c_k \mathbf{y}_k). \quad (13)$$

The \mathbf{x} -subproblem (12) is separable and has a closed-form solution. More specifically, by denoting $\mathbf{A} = [\mathbf{A}_1, \mathbf{A}_2, \dots, \mathbf{A}_n]$, the subproblem (12) decouples into n of problems in the following form:

$$\mathbf{x}_{k+1}(i) \in \arg \min_{-1 \leq x \leq 1} (\mathbf{A}_i^\top \mathbf{y}_k) x - \lambda |x| + \frac{\tau_k}{2} (x - \mathbf{x}_k(i))^2, \quad i = 1, 2, \dots, n, \quad (14)$$

which admits a closed-form solution as

$$\mathbf{x}_{k+1}(i) = \text{sgn}(a_k^i) \min \left\{ |a_k^i| + \frac{\lambda}{\tau_k}, 1 \right\}, \quad i = 1, 2, \dots, n, \quad (15)$$

where $a_k^i = \mathbf{x}_k(i) - \frac{\mathbf{A}_i^\top \mathbf{y}_k}{\tau_k}$. A detailed derivation of (15) is given in Appendix A. Note that when $a_k^i = 0$, the solution of (14) is not unique and we only need to choose one from the solution set. Here we choose $\mathbf{x}_{k+1}(i) = \min \left\{ \frac{\lambda}{\tau_k}, 1 \right\}$, and thus the solution of (14) can be expressed in a unified way as (15). The solution of \mathbf{y} -subproblem (13) involves only matrix-vector multiplications and a projection onto the simplex, which has a very fast implementation [42]. We summarize the specialization of the APGDA algorithm for solving problem $(\hat{\mathbf{P}}_\lambda)$ as Algorithm 3.

Algorithm 3 APGDA Algorithm for Solving Problem $(\hat{\mathbf{P}}_\lambda)$

Step 1 Input $\mathbf{x}_0, \mathbf{y}_0, \{\tau_k\}, \{\rho_k\}, \{c_k\}$; set $k = 0$.

Step 2 Alternately update \mathbf{x}_{k+1} and \mathbf{y}_{k+1} as in (15) and (13).

Step 3 If some stopping criterion is satisfied, stop; otherwise, set $k = k + 1$, go to Step 2.

In total, the dominant complexity of Algorithm 3 at each iteration lies in calculating $\mathbf{A}^\top \mathbf{y}$ and $\mathbf{A}\mathbf{x}$, which requires $2mn$ real-number multiplications, and computing one projection onto the simplex of dimension m whose computational complexity is $\mathcal{O}(m \log m)$. Recalling that $n = 2N_t$ and $m = 2K$. That is to say, for a system with N_t transmit antennas and K users, the per-iteration complexity of the proposed APGDA algorithm is $\mathcal{O}(N_t K + K \log K)$. In comparison, the per-iteration complexity of the interior-point algorithm for solving the LP relaxation model is $\mathcal{O}((N_t + K)^3)$ [17]. This means that even we ignore the second stage of the LP relaxation based approaches, their complexity already grows cubically with the number of antennas. Therefore, our proposed approach is more computationally efficient than the LP relaxation based approaches, especially when the number of antennas is large, as will be shown in the simulation.

2) *Convergence Behavior*: According to Theorem 4, the APGDA algorithm (with properly chosen parameters) is guaranteed to find a stationary point of problem $(\hat{\mathbf{P}}_\lambda)$, whose corresponding \mathbf{x} -part is also a stationary point of problem (\mathbf{P}_λ) due to the equivalence between problems (\mathbf{P}_λ) and $(\hat{\mathbf{P}}_\lambda)$. The remaining question is whether the obtained stationary point satisfies the one-bit constraint. This is a crucial question, since if the obtained solution does not satisfy the one-bit constraint, we have to further consider how to determine the values of those infeasible elements to obtain a high-quality one-bit solution. In fact, this is the problem faced in the second stage

of the LP relaxation based approaches, which is independently very difficult. Fortunately, by carefully exploiting the special structures of problem (P_λ) and Algorithm 3, we can give an affirmative answer to the above question, i.e., the obtained solution already satisfies the one-bit constraint. To show this, we first characterize the stationary points of (P_λ) .

Lemma 1. *If $\lambda > \max_l \|\mathbf{a}_l\|_\infty$, all stationary points $\hat{\mathbf{x}}$ of (P_λ) must satisfy*

$$\hat{x}_i \in \{-1, 1, 0\}, \quad i = 1, 2, \dots, n.$$

The proof of Lemma 1 is provided in the companion technical report of this paper [31]. Theorem 4 and Lemma 1 suggest that every limit point $\hat{\mathbf{x}}$ of the sequence generated by Algorithm 3 must have all of its elements being either ± 1 or 0. Obviously zero elements here do not satisfy the one-bit constraint in problem (P) and thus are undesirable. Fortunately, the following Theorem 5 shows that zero elements will not happen in Algorithm 3. Note that for problem (\hat{P}_λ) , $L_x = L_y = 0, L_{12} = L_{21} = \|\mathbf{A}\|_2$. The following theorem is a combination of results in Theorem 4, Lemma 1, and the closed-form solution (15). The detailed proof is relegated to Appendix B.

Theorem 5. *Let $\{(\mathbf{x}_k, \mathbf{y}_k)\}$ be the sequence generated by Algorithm 3 with $\rho_k = \rho, c_k = \frac{\beta_1}{(k+1)\gamma}$, and $\tau_k = \frac{16\beta_2\|\mathbf{A}\|_2^2}{\rho c_k^2} + \beta_3$, where $0 < \rho \leq \frac{1}{\beta_1}$, $0 < \gamma \leq 0.5$, $\beta_1 > 0$, $\beta_2 > 1$, and $\beta_3 \geq \rho\|\mathbf{A}\|_2^2$. Then if $\lambda > \max_l \|\mathbf{a}_l\|_\infty$, every limit point $\hat{\mathbf{x}}$ of $\{\mathbf{x}_k\}$ must satisfy the one-bit constraint.*

In summary, when the penalty parameter λ in problem (P_λ) is sufficiently large, every limit point $\hat{\mathbf{x}}$ of the sequence generated by Algorithm 3 (with properly selected parameters) is not only a stationary point of (P_λ) but also a feasible point of (P) and thus a local minimizer (according to Theorem 3) of problem (P_λ) . This nice property is a result of the combination of nice properties of problem (P_λ) and Algorithm 3. It is worthwhile mentioning that the obtained convergence result in Theorem 5 implies the convergence of our proposed algorithm to a local minimizer of the non-smooth non-convex problem (P_λ) . This is stronger than traditional convergence results established for algorithms to solve non-convex problems, where usually only the convergence to the stationary point can be guaranteed (as established in Theorem 4). Again, this strong convergence result is due to nice properties of the considered problem (P_λ) and Algorithm 3.

3) *A Low-Complexity Implementation of Algorithm 3:* To further reduce the computational cost, in this part we propose a low-complexity implementation of Algorithm 3. To be specific, we

consider performing Algorithm 3 in a more aggressive manner by keeping the values of variables fixed in later iterations once they satisfy the one-bit constraint. For clarity, we summarize the above procedure in Algorithm 4.

Algorithm 4 A Low-Complexity Implementation of Algorithm 3

Step 1 Input $\mathbf{x}_0, \mathbf{y}_0, \{\tau_k\}, \{\rho_k\}, \{c_k\}$; set $k = 0$, $\mathcal{S} = \{i \in \{1, 2, \dots, n\} \mid |\mathbf{x}_0(i)| < 1\}$.

Step 2 Update \mathbf{x}_{k+1} as

$$\mathbf{x}_{k+1}(i) = \begin{cases} \text{sgn}(a_k^i) \min \left\{ |a_k^i| + \frac{\lambda}{\tau_k}, 1 \right\}, & \text{if } i \in \mathcal{S}; \\ \mathbf{x}_k(i), & \text{otherwise,} \end{cases}$$

where $a_k^i = \mathbf{x}_k(i) - \frac{\mathbf{A}_i^\top \mathbf{y}_k}{\tau_k}$.

Step 3 Update \mathcal{S} as $\mathcal{S} = \{i \in \{1, 2, \dots, n\} \mid |\mathbf{x}_{k+1}(i)| < 1\}$.

Step 4 Update \mathbf{y}_{k+1} as in (13).

Step 5 If some stopping criterion is satisfied, stop; otherwise, set $k = k + 1$, go to Step 2.

If Algorithm 4 is employed to solve the subproblem (P_λ) in Algorithm 1, then the number of elements in \mathbf{x} that need to be updated will gradually decrease as the algorithm proceeds. Therefore, replacing Algorithm 3 with Algorithm 4 to solve the subproblem (P_λ) can accelerate the convergence of the NL1P approach. We name the corresponding algorithm as the accelerated negative ℓ_1 penalty (ANL1P) approach. It will be shown in the simulation that ANL1P can achieve almost the same performance as NL1P with less CPU time.

VI. SIMULATION RESULTS

In this section, we present simulation results to demonstrate the performance of our proposed algorithms.

A. Simulation Setup and Choice of Parameters

We consider multiuser massive MIMO systems where the BS is equipped with hundreds of antennas. We assume standard Rayleigh fading channel, i.e., the channel matrix \mathbf{H} is composed of independent and identically distributed standard complex Gaussian random variables. We set the length of the transmission block to be $T = 10$ and define the transmit SNR to be $\frac{1}{\sigma^2}$, where the unit transmit power is assumed. All the results are obtained with Monte Carlo simulations of 1000 independent channel realizations.

We compare the proposed NL1P and ANL1P approaches with existing state-of-the-art linear and nonlinear one-bit precoding approaches listed in Table I. We also include the unquantized

ZF precoder, termed as “Inf-Bit ZF”, as the performance upperbound of the one-bit precoding approaches.

The parameters used in our algorithms are as follows. In Algorithm 1, the initial point is chosen as $\mathbf{x}^{(0)} = \mathbf{0}$; the penalty parameter is initialized as $\lambda^{(0)} = \frac{0.001M}{8}$ and increased by a factor of $\delta = 5$ at each iteration. In Algorithm 3 (Algorithm 4), we set the initial point of \mathbf{y} as $\mathbf{y}_0 = \frac{1}{2K}\mathbf{1}$ and the other parameters as $\rho_k = \rho = \frac{0.2}{\|\mathbf{A}\|_2}$, $c_k = \frac{0.01}{\rho k^{0.05}}$, and $\tau_k = 1.2\text{mean}(|\mathbf{A}|)k^{0.1}$. We terminate Algorithm 3 (Algorithm 4) for solving the subproblem in Algorithm 1 when its iteration number is more than 500 or when the distance of its successive iterates is less than 10^{-3} . Recall that we can always obtain an intermediate point $\mathbf{x}^{(t)}$ at each iteration of Algorithm 1. In our implementation, we quantize all intermediate points $\{\mathbf{x}^{(t)}\}$ generated by Algorithm 1 to satisfy the one-bit constraint and choose the quantized point with the best function value as the final solution.

B. BER Performance

We first present the bit error rate (BER) results for different multiuser massive MIMO systems. In Fig. 2, a 16×128 system with 8-PSK modulation is considered. It can be observed that linear precoding suffers a BER floor in the high SNR regime due to the coarse one-bit quantization, while all of the nonlinear approaches exhibit significantly better BER performance. Of the presented nonlinear precoding schemes, the CI-based methods generally perform better than the MMSE-based methods, among which the P-BB algorithm achieves the best BER performance. However, since a branch-and-bound process is included, the P-BB algorithm is computationally inefficient, as will be demonstrated in Section VI-C. As can be observed from Fig. 2, all the CI-based approaches achieve comparable BER performance in this system, with the two proposed algorithms showing slightly better performance than the state-of-the-art OPSU precoder.

In Fig. 3 and Fig. 4, we investigate the more difficult cases, i.e., higher user-antenna ratio and higher-level modulation, respectively. More specifically, in Fig. 3 we present the BER result for a 32×128 system with 8-PSK modulation and in Fig. 4 we consider a 16×128 system as in Fig. 2 but with higher-order 16-PSK modulation. The P-BB approach is not included in Fig. 3 due to its prohibitively high complexity. Since the problem becomes more difficult in these two cases, it is not surprising to observe remarkable performance loss for all the precoding methods. In particular, only the CI-based OPSU, P-BB, and the two proposed approaches can achieve satisfactory BER performance, while all the other approaches suffer from severe error rate floors

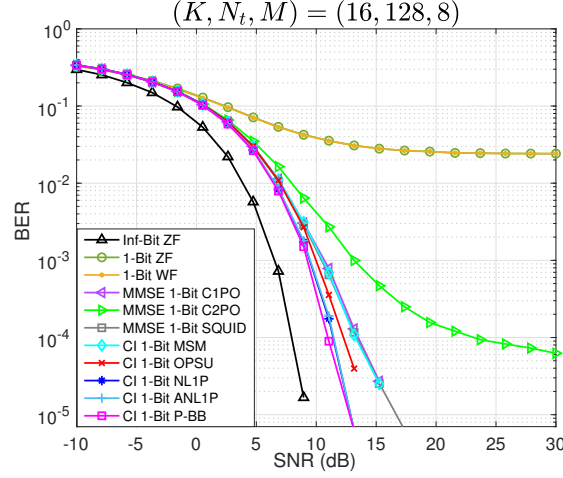


Fig. 2. BER performance versus SNR, where $(K, N_t, M) = (16, 128, 8)$.

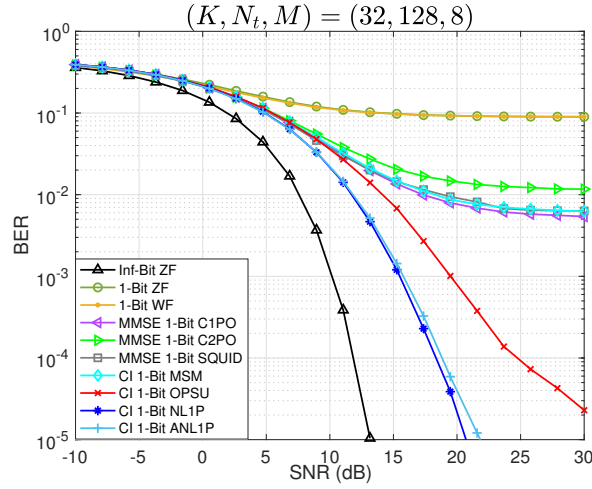


Fig. 3. BER performance versus SNR, where $(K, N_t, M) = (32, 128, 8)$.

at relatively high SNRs. Moreover, compared to the OPSU algorithm, the performance gain of our proposed approaches becomes more prominent in these two difficult cases. In particular, we can observe an SNR gain up to nearly 6dB and 2.5dB in Fig. 3 and Fig. 4 respectively when the BER is 10^{-4} ; as the BER becomes lower, the performance gain in terms of the SNR also becomes larger.

In Fig. 5, we further depict the BER of the compared one-bit precoders versus the number of users, where the number of transmit antennas at the BS is fixed to be $N_t = 128$, the SNR is fixed to be 20, and 8-PSK modulation is adopted. Among all the presented precoders, the proposed NL1P approach achieves the best BER performance, followed by the proposed ANL1P approach,

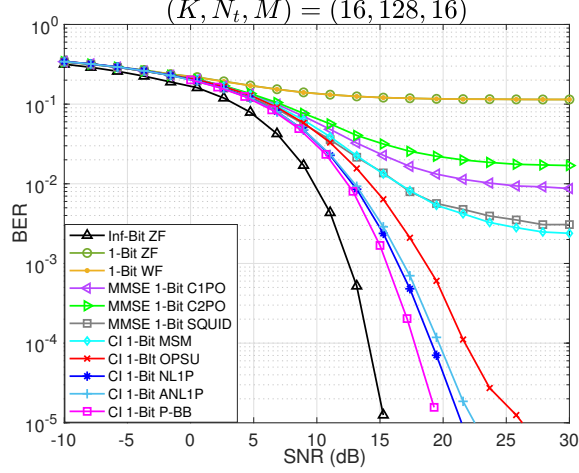


Fig. 4. BER performance versus SNR, where $(K, N_t, M) = (16, 128, 16)$.

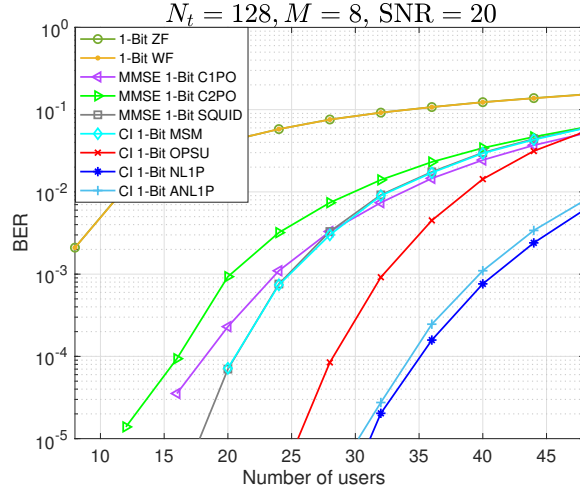


Fig. 5. BER performance versus the number of users, where $N_t = 128, M = 8$, and $\text{SNR} = 20$.

where only slight performance losses are observed. Both of them exhibit significantly better performance than the other precoding schemes in the sense that with the same BER requirement, they can serve much more users. For example, if we require the BER to be less than 10^{-3} , these three precoders can serve about 40 users, while the state-of-the-art OPSU precoder can serve only 32 users.

C. Computational Efficiency

Now we evaluate the computational efficiency of the compared algorithms by reporting their CPU time. Since linear and MMSE-based approaches fail to achieve satisfactory BER performance in many cases, we are mostly interested in the CPU time comparison of the CI-based

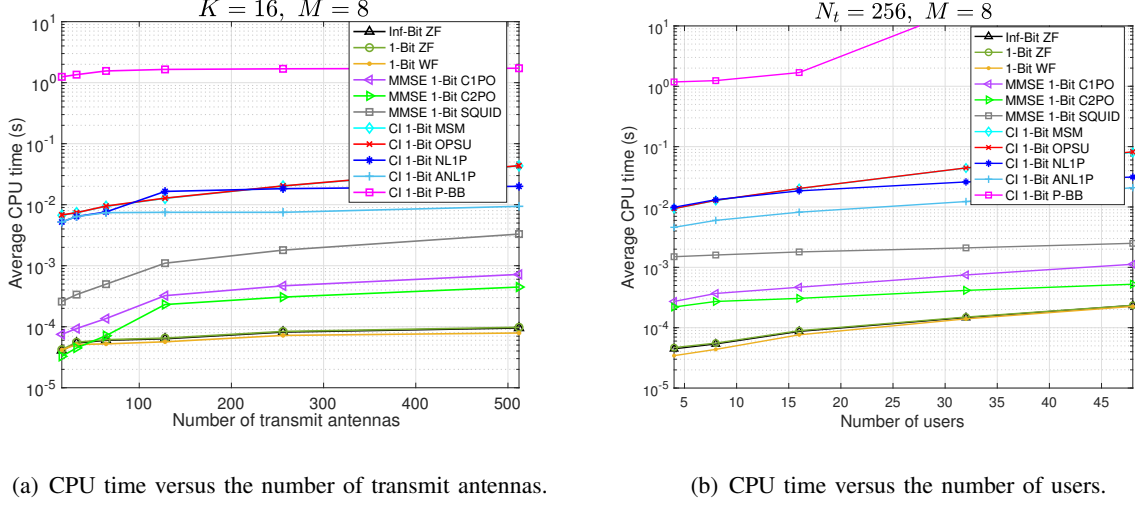


Fig. 6. CPU time versus the number of transmit antennas and the number of users.

methods in this subsection.

In Fig. 6(a) and Fig. 6(b), we compare the average CPU time (in seconds) of the algorithms versus different numbers of transmit antennas and different numbers of users, respectively. We can make the following observations from Fig. 6. For the two proposed algorithms, ANL1P runs faster than NL1P as expected. Both of them are generally more efficient than the LP relaxation based approaches, i.e., MSM, OPSU, and P-BB, especially when the system scales up. More specifically, the computational costs of the MSM precoder and the OPSU precoder increase rapidly with the scale of the system, while that of our proposed approaches grow much slower. This validates the discussion in Section V-D1. The P-BB algorithm, though with the best BER performance, is much more computationally expensive than the other methods. Its computational cost becomes prohibitively high when the number of users is large, since the complexity of the branch-and-bound procedure grows exponentially with respect to the number of users [18].

Now we can conclude this section by claiming that our proposed approaches outperform the state-of-the-art CI-based approaches in terms of both the BER performance and the computational efficiency.

VII. CONCLUSION

In this paper, we considered the one-bit downlink transmission of a multiuser massive MIMO system with PSK signaling, where the CI metric is adopted. We first characterized the complexity status of the considered problem by establishing its (strong) NP-hardness. Then, we proposed

a novel negative ℓ_1 penalty (NL1P) approach for solving the considered problem, which is guaranteed to obtain a high-quality solution that satisfies the one-bit constraint. There are two main features of the NL1P approach: first, the approach is based on a novel negative ℓ_1 penalty model, which is equivalent to the original problem both globally and locally when the penalty parameter is large enough; second, the APGDA algorithm proposed for solving the penalty model enjoys a low per-iteration complexity, which makes NL1P suitable for solving large-scale problems. We also introduced a low-complexity implementation of the NL1P approach to further reduce its computational cost. Simulation results demonstrated that our approaches outperform the state-of-the-art CI-based approaches in terms of both the BER performance and the computational efficiency. In the future, we are interested in extending our current work to the more general and complicated cases like discrete constant-envelope precoding, multi-antenna user scenario, and imperfect CSI scenario.

APPENDIX A

DERIVATION OF SOLUTIONS TO (14)

We first notationally simplify (14) as

$$x^* = \arg \min_{-1 \leq x \leq 1} (x - a)^2 + b|x|, \quad (16)$$

where $a = \mathbf{x}_k(i) - \frac{\mathbf{A}_i^\top \mathbf{y}_k}{\tau_k}$ and $b = -\frac{2\lambda}{\tau_k} < 0$ in our problem. Next we shall consider the two cases of $a \neq 0$ and $a = 0$ separately.

When $a \neq 0$, it is easy to argue that the optimal solution x^* of (16) must be of the form $x^* = \text{sgn}(a)r$, where r is some nonnegative number in $[0, 1]$, and thus the optimization problem in (16) can be equivalently expressed as

$$\min_{0 \leq r \leq 1} \left(r - \left(|a| - \frac{b}{2} \right) \right)^2. \quad (17)$$

Since in our problem $|a| - \frac{b}{2} > -\frac{b}{2} > 0$, the optimal solution of (17) is $r^* = \min \left\{ |a| - \frac{b}{2}, 1 \right\}$, and thus the optimal solution of the original problem (16) is $x^* = \text{sgn}(a) \min \left\{ |a| - \frac{b}{2}, 1 \right\}$.

When $a = 0$, the optimization problem in (16) becomes $\min_{|x| \leq 1} |x|^2 + b|x|$, whose optimal solution is $|x^*| = \min \left\{ -\frac{b}{2}, 1 \right\}$, or equivalently, $x^* \in \left\{ \min \left\{ -\frac{b}{2}, 1 \right\}, -\min \left\{ -\frac{b}{2}, 1 \right\} \right\}$.

Combining the above discussions, we can conclude that the optimal solution of (16) is given by

$$x^* = \begin{cases} \text{sgn}(a) \min \left\{ |a| - \frac{b}{2}, 1 \right\}, & \text{if } a \neq 0; \\ \pm \min \left\{ -\frac{b}{2}, 1 \right\}, & \text{if } a = 0. \end{cases}$$

APPENDIX B

PROOF OF THEOREM 5

From the closed-form solution (15), we know that if $\lambda > \max_l \|\mathbf{a}_l\|_\infty$, then for all $i \in \{1, 2, \dots, n\}$,

$$\begin{aligned} |\mathbf{x}_{k+1}(i)| &= \min \left\{ \left| \mathbf{x}_k(i) - \frac{\mathbf{A}_i^\top \mathbf{y}_k}{\tau_k} \right| + \frac{\lambda}{\tau_k}, 1 \right\} \geq \min \left\{ |\mathbf{x}_k(i)| + \frac{\lambda - |\mathbf{A}_i^\top \mathbf{y}_k|}{\tau_k}, 1 \right\} \\ &\geq \min \{ |\mathbf{x}_k(i)|, 1 \}, \end{aligned}$$

where the last inequality holds since

$$|\mathbf{A}_i^\top \mathbf{y}_k| \leq \|\mathbf{A}_i\|_\infty \|\mathbf{y}_k\|_1 \leq \max_{i \in \{1, 2, \dots, n\}} \|\mathbf{A}_i\|_\infty = \max_{l \in \{1, 2, \dots, m\}} \|\mathbf{a}_l\|_\infty < \lambda.$$

Therefore, for all $k \geq 1$ and $i \in \{1, 2, \dots, n\}$, we have

$$|\mathbf{x}_k(i)| \geq \min \{ |\mathbf{x}_1(i)|, 1 \} \geq \min \left\{ \frac{\lambda}{\tau_0}, 1 \right\}, \quad (18)$$

where the last inequality holds since

$$|x_1(i)| = \min \left\{ \left| \mathbf{x}_0(i) - \frac{\mathbf{A}_i^\top \mathbf{y}_0}{\tau_0} \right| + \frac{\lambda}{\tau_0}, 1 \right\} \geq \min \left\{ \frac{\lambda}{\tau_0}, 1 \right\}.$$

It follows from (18) that the sequence $\{|\mathbf{x}_k(i)|\}_k$ is bounded away from zero. Let $\hat{\mathbf{x}}$ be any limit point of $\{\mathbf{x}_k\}$. With the selected parameters and according to Theorem 4, $\hat{\mathbf{x}}$ is a stationary point of (P_λ) . Lemma 1 further implies that each element of $\hat{\mathbf{x}}$ is either ± 1 or 0. Since $\{|\mathbf{x}_k(i)|\}_k$ is bounded away from zero, the elements of $\hat{\mathbf{x}}$ can only be ± 1 .

ACKNOWLEDGMENT

The authors would like to thank Dr. Ang Li from Xi'an Jiaotong University for his kind help on numerical simulations.

REFERENCES

- [1] Z. Wu, B. Jiang, Y.-F. Liu, and Y.-H. Dai, "A novel negative ℓ_1 penalty approach for multiuser one-bit massive MIMO downlink with PSK signaling," in *Proc. IEEE Int. Conf. Acoust., Speech, Signal Process.*, May 2022, pp. 5323–5327.
- [2] F. Rusek, D. Persson, B. K. Lau, E. G. Larsson, T. L. Marzetta, O. Edfors, and F. Tufvesson, "Scaling up MIMO: Opportunities and challenges with very large arrays," *IEEE Signal Process. Mag.*, vol. 30, no. 1, pp. 40–60, Jan. 2013.
- [3] J. G. Andrews, S. Buzzi, W. Choi, S. V. Hanly, A. Lozano, A. C. K. Soong, and J. C. Zhang, "What will 5G be?" *IEEE J. Sel. Areas Commun.*, vol. 32, no. 6, pp. 1065–1082, Jun. 2014.
- [4] L. Lu, G. Y. Li, A. L. Swindlehurst, A. Ashikhmin, and R. Zhang, "An overview of massive MIMO: Benefits and challenges," *IEEE J. Sel. Topics Signal Process.*, vol. 8, no. 5, pp. 742–758, Oct. 2014.

- [5] O. E. Ayach, S. Rajagopal, S. Abu-Surra, Z. Pi, and R. W. Heath, "Spatially sparse precoding in millimeter wave MIMO systems," *IEEE Trans. Wireless Commun.*, vol. 13, no. 3, pp. 1499–1513, Mar. 2014.
- [6] S. Han, C.-I. I, Z. Xu, and C. Rowell, "Large-scale antenna systems with hybrid analog and digital beamforming for millimeter wave 5G," *IEEE Commun. Mag.*, vol. 53, no. 1, pp. 186–194, Jan. 2015.
- [7] F. Sofrabi and W. Yu, "Hybrid digital and analog beamforming design for large-scale antenna arrays," *IEEE J. Sel. Topics Signal Process.*, vol. 10, no. 3, pp. 501–513, Apr. 2016.
- [8] S. Jacobsson, G. Durisi, M. Coldrey, T. Goldstein, and C. Studer, "Quantized precoding for massive MU-MIMO," *IEEE Trans. Commun.*, vol. 65, no. 11, pp. 4670–4684, Nov. 2017.
- [9] J. Choi, J. Mo, and R. W. Heath, "Near maximum-likelihood detector and channel estimator for uplink multiuser massive MIMO systems with one-bit ADCs," *IEEE Trans. Commun.*, vol. 64, no. 5, pp. 2005–2018, May 2016.
- [10] Y. Li, C. Tao, G. Seco-Granados, A. Mezghani, A. L. Swindlehurst, and L. Liu, "Channel estimation and performance analysis of one-bit massive MIMO systems," *IEEE Trans. Signal Process.*, vol. 65, no. 15, pp. 4075–4089, Aug. 2017.
- [11] A. Mezghani, R. Ghiat, and J. A. Nossek, "Transmit processing with low resolution D/A-converters," in *Proc. 16th IEEE Int. Conf. Electron., Circuits Syst.*, Dec. 2009, pp. 683–686.
- [12] A. K. Saxena, I. Fijalkow, and A. L. Swindlehurst, "Analysis of one-bit quantized precoding for the multiuser massive MIMO downlink," *IEEE Trans. Signal Process.*, vol. 65, no. 17, pp. 4624–4634, Sept. 2017.
- [13] O. Castañeda, S. Jacobsson, G. Durisi, M. Coldrey, T. Goldstein, and C. Studer, "1-bit massive MU-MIMO precoding in VLSI," *IEEE J. Emerg. Sel. Topics Circuits Syst.*, vol. 7, no. 4, pp. 508–522, Dec. 2017.
- [14] L. Chu, F. Wen, L. Li, and R. Qiu, "Efficient nonlinear precoding for massive MIMO downlink systems with 1-bit DACs," *IEEE Trans. Wireless Commun.*, vol. 18, no. 9, pp. 4213–4224, Sept. 2019.
- [15] H. Jedda, A. Mezghani, J. A. Nossek, and A. L. Swindlehurst, "Massive MIMO downlink 1-bit precoding with linear programming for PSK signaling," in *Proc. IEEE Workshop Signal Process. Adv. Wireless Commun.*, Jul. 2017, pp. 1–5.
- [16] H. Jedda, A. Mezghani, A. L. Swindlehurst, and J. A. Nossek, "Quantized constant envelope precoding with PSK and QAM signaling," *IEEE Trans. Wireless Commun.*, vol. 17, no. 12, pp. 8022–8034, Dec. 2018.
- [17] A. Li, C. Masouros, F. Liu, and A. L. Swindlehurst, "Massive MIMO 1-bit DAC transmission: A low-complexity symbol scaling approach," *IEEE Trans. Wireless Commun.*, vol. 17, no. 11, pp. 7559–7575, Nov. 2018.
- [18] A. Li, F. Liu, C. Masouros, Y. Li, and B. Vucetic, "Interference exploitation 1-bit massive MIMO precoding: A partial branch-and-bound solution with near-optimal performance," *IEEE Trans. Wireless Commun.*, vol. 19, no. 5, pp. 3474–3489, May 2020.
- [19] L. T. N. Landau and R. C. de Lamare, "Branch-and-bound precoding for multiuser MIMO systems with 1-bit quantization," *IEEE Wireless Commun. Lett.*, vol. 6, no. 6, pp. 770–773, Dec. 2017.
- [20] A. Li, C. Masouros, A. L. Swindlehurst, and W. Yu, "1-bit massive MIMO transmission: Embracing interference with symbol-level precoding," *IEEE Commun. Mag.*, vol. 59, no. 5, pp. 121–127, May 2021.
- [21] F. Sofrabi, Y.-F. Liu, and W. Yu, "One-bit precoding and constellation range design for massive MIMO with QAM signaling," *IEEE J. Sel. Topics Signal Process.*, vol. 12, no. 3, pp. 557–570, Jun. 2018.
- [22] M. Shao, Q. Li, Y. Liu, and W.-K. Ma, "Multiuser one-bit massive MIMO precoding under MPSK signaling," in *Proc. IEEE Global Conf. Signal Inf. Process.*, Nov. 2018, pp. 833–837.
- [23] M. Shao, Q. Li, W.-K. Ma, and A. M.-C. So, "A framework for one-bit and constant-envelope precoding over multiuser massive MISO channels," *IEEE Trans. Signal Process.*, vol. 67, no. 20, pp. 5309–5324, Oct. 2019.
- [24] E. S. P. Lopes, L. T. N. Landau, and A. Mezghani, "Minimum symbol error probability low-resolution precoding for MU-MIMO systems with PSK modulation," 2021. [Online]. Available: <https://arxiv.org/abs/2110.02379>
- [25] J. G. Proakis and M. Salehi, *Digital Communications*, 5th ed. New York, NY, USA: McGraw-Hill, 2008.

- [26] Z. Wu, J. Wu, W.-K. Chen, and Y.-F. Liu, "Diversity order analysis for quantized constant envelope transmission," *IEEE Open J. Signal Process.* (accepted), 2022.
- [27] C. Masouros, T. Ratnarajah, M. Sellathurai, C. B. Papadias, and A. K. Shukla, "Known interference in the cellular downlink: a performance limiting factor or a source of green signal power?" *IEEE Commun. Mag.*, vol. 51, no. 10, pp. 162–171, Oct. 2013.
- [28] C. Masouros, M. Sellathurai, and T. Ratnarajah, "Vector perturbation based on symbol scaling for limited feedback MISO downlinks," *IEEE Trans. Signal Process.*, vol. 62, no. 3, pp. 562–571, Feb. 2014.
- [29] C. Masouros and G. Zheng, "Exploiting known interference as green signal power for downlink beamforming optimization," *IEEE Trans. Signal Process.*, vol. 63, no. 14, pp. 3628–3640, Jul. 2015.
- [30] A. Li, D. Spano, J. Krivochiza, S. Domouchtsidis, C. G. Tsinos, C. Masouros, S. Chatzinotas, Y. Li, B. Vucetic, and B. Ottersten, "A tutorial on interference exploitation via symbol-level precoding: Overview, state-of-the-art and future directions," *IEEE Commun. Surveys Tuts.*, vol. 22, no. 2, pp. 796–839, 2nd Quart. 2020.
- [31] Z. Wu, B. Jiang, Y.-F. Liu, M. Shao, and Y.-H. Dai, "A companion technical report of 'Efficient CI-based one-bit precoding for multiuser downlink massive MIMO systems with PSK modulation'," Academy of Mathematics and Systems Science, Chinese Academy of Sciences, Beijing, China, Tech. Rep., 2023. [Online]. Available: http://lsec.cc.ac.cn/~yafliu/Report_1Bit.pdf
- [32] L. Xiao and T. Zhang, "A proximal-gradient homotopy method for the sparse least-squares problem," *SIAM J. Optim.*, vol. 23, no. 2, pp. 1062–1091, 2013.
- [33] M. Shao and W.-K. Ma, "Binary MIMO detection via homotopy optimization and its deep adaptation," *IEEE Trans. Signal Process.*, vol. 69, pp. 781–796, Feb. 2021.
- [34] B. Jiang, Y.-F. Liu, and Z. Wen, " L_p -norm regularization algorithms for optimization over permutation matrices," *SIAM J. Optim.*, vol. 26, no. 4, pp. 2284–2313, 2016.
- [35] S. Lu, I. Tsaknakis, M. Hong, and Y. Chen, "Hybrid block successive approximation for one-sided non-convex min-max problems: Algorithms and applications," *IEEE Trans. Signal Process.*, vol. 68, pp. 3676–3691, Apr. 2020.
- [36] Z. Xu, H. Zhang, Y. Xu, and G. Lan, "A unified single-loop alternating gradient projection algorithm for nonconvex-concave and convex-nonconcave minimax problems," *Math. Program.* (accepted), 2022.
- [37] Y. Chen, G. Lan, and Y. Ouyang, "Optimal primal-dual methods for a class of saddle point problems," *SIAM J. Optim.*, vol. 24, no. 4, pp. 1779–1814, 2014.
- [38] J. Zhang, P. Xiao, R. Sun, and Z.-Q. Luo, "A single-loop smoothed gradient descent-ascent algorithm for nonconvex-concave min-max problems," in *NeurIPS*, vol. 33, Dec. 2020, pp. 7377–7389.
- [39] T. Lin, C. Jin, and M. Jordan, "On gradient descent ascent for nonconvex-concave minimax problems," in *Proc. Int. Conf. Mach. Learn. Cybern.*, vol. 119, Jul. 2020, pp. 6083–6093.
- [40] Y.-H. Dai, J. Wang, and L. Zhang, "Majorized semi-proximal alternating coordinate method for nonsmooth convex-concave minimax optimization," 2020. [Online]. Available: <https://arxiv.org/abs/2012.11502>
- [41] N. Parikh and S. Boyd, "Proximal algorithms," *Found. Trends Optim.*, vol. 1, no. 3, pp. 127–239, 2014.
- [42] L. Condat, "Fast projection onto the simplex and the l_1 ball," *Math. Program.*, vol. 158, no. 1, pp. 575–585, 2016.