

An Open Natural Language Processing Development Framework for EHR-based Clinical Research: A case demonstration using the National COVID Cohort Collaborative (N3C)

Sijia Liu^{1,*}, Andrew Wen^{1,*}, Liwei Wang^{1,*}, Huan He^{1,*}, Sunyang Fu¹, Robert Miller², Andrew Williams², Daniel Harris³, Ramakanth Kavuluru³, Mei Liu⁴, Noor Abu-el-rub⁴, Rui Zhang⁵, John D. Osborne⁶, Masoud Rouhizadeh^{7,8}, Yongqun He⁹, Emily Pfaff¹⁰, Christopher G. Chute¹¹, Tim Duong¹², Melissa A. Haendel¹³, Rafael Fuentes¹⁴, Peter Szolovits¹⁵, Hua Xu¹⁶, Hongfang Liu¹, N3C Natural Language Processing (NLP) Subgroup

* contributed equally

1. Department of Artificial Intelligence and Informatics, Mayo Clinic;
2. Tufts Clinical and Translational Science Institute, Tufts Medical Center;
3. Department of Internal Medicine, University of Kentucky;
4. Department of Internal Medicine, University of Kansas Medical Center;
5. Department of Pharmaceutical Care & Health Systems, University of Minnesota at Twin Cities;
6. Department of Computer Science, University of Alabama at Birmingham;
7. Johns Hopkins University;
8. University of Florida;
9. University of Michigan Medical School;
10. Department of Medicine, University of North Carolina Chapel Hill;
11. Schools of Medicine, Public Health, and Nursing, Johns Hopkins University;
12. Albert Einstein College of Medicine;
13. Center for Health AI, University of Colorado Anschutz Medical Campus;
14. Alex Informatics;
15. Department of Electrical Engineering and Computer Science, Massachusetts Institute of Technology;
16. School of Biomedical Informatics, University of Texas Health Science Center at Houston

Abstract

While we pay attention to the latest advances in clinical natural language processing (NLP), we can notice some resistance in the clinical and translational research community to adopt NLP models due to limited transparency, Interpretability and usability. Built upon our previous work, in this study, we proposed an open natural language processing development framework and evaluated it through the implementation of NLP algorithms for the National COVID Cohort Collaborative (N3C). Based on the interests in information extraction from COVID-19 related clinical notes, our work includes 1) an open data annotation process using COVID-19 signs and symptoms as the use case, 2) a community-driven ruleset composing platform, and 3) a synthetic text data generation workflow to generate texts for information extraction tasks without involving human subjects. The generated corpora derived out of the texts from multiple intuitions and gold standard annotation are tested on a single institution's ruleset has the performances in F1 score of 0.876, 0.706 and 0.694, respectively. The study as a consortium effort of the N3C NLP subgroup demonstrates the feasibility of creating a federated NLP algorithm development and benchmarking platform to enhance multi-institution clinical NLP study.

Introduction

Over the past decade, Electronic Health Record (EHR) systems have been increasingly implemented at US hospitals and clinics. Large amounts of detailed longitudinal patient information, including lab tests, medications, disease status, and treatment outcomes, have been accumulated and are available electronically. These large clinical databases are valuable data sources for clinical and translational research. Major initiatives have been established to exploit this crucial resource, including the Clinical and Translational Science Awards (CTSA) Clinical Data to Health (CD2H) program [1], the Electronic Medical Records and Genomics (eMERGE) Network [2], the Patient-Centered Outcomes Research Institute's (PCORI) Clinical Research Networks (CRNs), the NIH All of Us Research Program, and the Observational Health Data Science and Informatics (OHDSI) Consortia. Such EHR-based networks have greatly accelerated biomedical research. Tremendous efforts and resources have been devoted to develop infrastructures for secondary use of EHRs data and have resulted in significant discoveries in clinical and translational research.

A well-known challenge in the secondary use of EHR data for clinical and translational research is that much detailed patient information is embedded in narrative text. For example, phenotyping, a task used to identify patients with a specific disease, is common in many studies using EHR data, and it often requires

collecting evidence from clinical documents. However, manually extracting information from clinical documents is a very time-consuming and costly process. Natural Language Processing (NLP) technologies, which can unlock information embedded in clinical narratives, have received great attention in the medical domain. Many successful studies applying NLP to clinical and translational research have been reported, ranging from phenotyping, clinical workflow optimization such as identifying patient safety occurrences, adverse event detection, and quality control to facilitating genomics research such as gene-disease association analysis and pharmacogenomic studies.

Prior to the 1980s, the development of NLP systems involved handcrafting large sets of language processing knowledge bases (i.e., symbolic NLP). Several early attempts relied on corpus analysis conducted manually by experts, e.g., Linguistic String Project (LSP) at NYU and Medical Language Extraction and Encoding (MedLEE) system [3]. However, because of high variability of clinical subdomains and information sources, symbolic NLP systems were very expensive to construct and sometimes criticized for lack of portability. Since 2000, modern approaches have been grounded in statistical inference (i.e., statistical NLP) through analysis of large corpora of real-world annotated examples. Since 2017, the use of large pre-trained neural language models has become the model of choices for NLP tasks.

While we pay attention to the latest advances in clinical NLP, we also notice some resistance in the clinical and translational research community to adopt NLP techniques which can be summarized in the following:

Interoperability/Usability/Transparency. A general clinical NLP system often consists of a concept mention detection component that recognizes mentions of important clinical concepts such as diseases and drugs, and a concept encoding component that maps clinical text to concepts in standard terminologies, thus allowing seamless integration with other computerized applications that rely on terminology standards. Although substantial efforts have been devoted to clinical information extraction, the performance of existing clinical NLP systems for concept encoding is not satisfactory as concept encoding itself is a challenging task even for domain experts due to the lack of common consensus. When forced to be mono perspective, the existing gold standard annotations are subject to semantic rigidity. Meanwhile, there is a significant variability across various EHR-based studies regarding concept definition. The data heterogeneity caused by the variety associated with EHR implementation brings additional challenges in implementation. EHR system variations and associated healthcare systems' modes of operation also typically lead to idiosyncratic ways of clinical documentation. All these diminish the reproducibility of NLP-empowered clinical studies where NLP primarily serves as a method for data abstraction. A transparent process is needed to ensure reproducibility in NLP-empowered clinical studies.

Explainability/Interpretability/Implementability. Generally, NLP methodologies can be divided into expert-based or machine learning-based approaches (i.e., statistical NLP). Expert-based methods are easily tailored to a dataset, but statistical NLP is relatively more portable. While statistical NLP shows high performance for many tasks, to be viable in a real-world clinical setting, it requires an annotated corpus to

be created and fixes to any errors found need to be determinable and implementable without significant investment of effort. In the clinical domain, such annotated corpus requires significant domain expertise and time to produce. The demand of a large amount of annotated corpus may be partially mitigated by the adoption of transfer learning or distant supervision with pre-trained language models. However, interpretability and explainability become nontrivial barriers to implementation and uptake of NLP applications [4]. Specifically, interpretability involves coming up with clinician-friendly rationales for NLP system outputs. Explainability deals with ways to reliably link the innards of an NLP model to outputs in an instance-specific manner.

Usability. Another common criticism limiting the adoption of NLP solutions is the usability and adaptability, particularly without NLP expertise. Meanwhile, tolerance for error is very low in the clinical domain. When considering resolving errors in clinical NLP, an issue becomes evident: fixing rules is easy, but, because many statistical NLP models are inherently neither interpretable nor explainable to humans, errors are difficult to debug without an understanding of the statistical model. Interpretability is the bigger hurdle here in terms of real-world usage of NLP systems.

Built upon our previous work, in this study, we proposed an open natural language processing development framework and evaluated it through the implementation of NLP algorithms for the National COVID Cohort Collaborative (N3C). The issues are addressed by the following components: 1) A NLP system with clinical common data models; 2) A crowdsourcing development tool based on web-GUI; 3) Multi-site participation on evaluation and corpus development. The proposed framework can incorporate different NLP engines as long as the input and output are governed and standardized by the same specification. In this study, we used a rule-based approach which is based on regular expressions, dictionary lookup, and the ConText algorithm demonstrated with the use-case of symptom extraction for COVID-19 [5]. The reason we opt for this solution is its simplicity, transparency, and interpretability as the outcomes are fully deterministic based on the definition of the rules. When a baseline rule and dictionary is made available to the public, it can be updated by different users from different sites.

Results

Crowdsourcing platform

An open-source collaborative platform for developing NLP rulesets have been developed and hosted at <https://ohnlp4covid-dev.n3c.ncats.io/>. The demo homepage (Figure 2(a)) is to demonstrate the N3C NLP engine outputs on annotating clinical texts using the aforementioned baseline rulesets and dictionary. The annotations are from components of Sign/Symptom extractor, temporal information extractor and dictionary lookup extractor. To further customize each model, the users can visit “Rule Editor”

(https://ohnlp4covid-dev.n3c.ncats.io/ie_editor) and “Dictionary Builder” (https://ohnlp4covid-dev.n3c.ncats.io/dict_builder) page (Figure 2(b)). Figure 2(c) provides an example ruleset named “covid19” which includes all signs and symptoms with the key words for further editing and customization. The rulesets can be tested real time by clicking the “Upload and test” button, where the rulesets will be uploaded, and the NLP engine will be generated for testing and debugging.

Distributed text data collection

The N3C deidentification and synthetic text generation workflow is illustrated in Figure 1. Clinical notes from patients with positive COVID-19 test results from 2 other institutions (University of Kentucky, University of Minnesota) were initially collected. Notes that were not office visit notes (e.g., nurse calls, etc.), notes that had fewer than 1000 characters, and notes that were authored more than 14 days prior to the date of the patient’s earliest positive COVID-19 test result were further filtered out. A total of 220 clinical notes from these sites that met these criteria were randomly selected for further de-identification process.

Prior to using the de-identification program developed by Medical College of Wisconsin [6], it was necessary to make modifications to the code so the program would work with the SQL database available in the secure data environment. The date offset was set to a random integer between -15 and +15 days. The university name and the names of some of the major health systems in the area were added to the blacklist file. Afterwards, the deidentified notes were manually reviewed each of 100 notes to identify and remove any additional PHI that the program may have missed. Once the manual review process was completed, a set of unique IDs was generated and assigned to each note so that the ID generated by the EHR system could be removed from the final dataset.

Centralized annotation of COVID-19 signs and symptoms

We collected 20 signs and symptoms of COVID-19 as a basic COVID-19 concept set according to the recommendations from CDC and Mayo Clinic. Five out of the 20 concepts are emergency warning signs including dyspnea, chest pain, delirium, hypersomnia and cyanosis. We then gathered formal definitions of each clinical concept from the CIDO [7]. Based on the Open Biological and Biomedical Ontology (OBO) Foundry library, CIDO concepts were imported from 45 ontologies, and it uses Human Phenotype Ontology (HPO) [8] for phenotypes. Some representative phenotypes shown in COVID-19 have been imported to the CIDO. However, if the chosen COVID-19 clinical concepts were not collected by the CIDO, we re-pulled

them from the HPO to the CIDO. We also gathered cross-reference concept codes from the CIDO including UMLS[9], SNOMED-CT [10], MeSH [11], HPO, MeDDRA [12].

We selected both inpatients and outpatients with research authorizations from two weeks before the lab order date of the first positive COVID-19 result as the annotation cohort. After the text data was collected from participating sites, the same annotation process was completed by the annotator team from Mayo Clinic to generate the gold standard annotations on COVID-19 signs and symptoms. There are 313 clinical notes from Mayo Clinic, 20 notes from University of Kentucky and 36 notes from University of Minnesota. Automatic PHI de-identification pre-process was performed before manual annotation. To detect any PHI missed by the automatic de-identification process, additional manual annotation of PHI was done in parallel with sign and symptom annotation. The annotated PHI information was then post-processed as a part of the de-identification process. Inter annotator agreement was calculated after the annotation (0.686 F1-score) and corresponding discrepancies were resolved to generate a final gold standard dataset.

NLP algorithm development

Using the annotated corpus, we developed a single-site NLP algorithm and a multi-site NLP algorithm using rule-based method, which has been widely adopted for information extraction in clinical settings [13, 14]. Specifically, for Mayo data, we randomly chose 101 notes out of the 313 annotated notes as development set, 105 notes as validation set and the remaining 107 notes were used as testing set. For data from University of Kentucky (UK), 10 was used as training and 10 as testing. For data from University of Minnesota (UMN), 18 was used as training and 18 as testing. The development set and validation set from Mayo were used for training and refining both single-site algorithm and multi-site algorithm, that was tested on all data from UK and UMN for the single-site algorithm, and further improved by using training sets from UK and UMN and then tested on testing sets from all sites.

Evaluation

We evaluated the algorithms developed from single-site data and multi-site data. The performance is measured in precision, recall and F1-score of the annotated concepts, without and with the certainty. A span is defined as the start position and the end position for the concept. For the span detection, when there are overlaps between the gold standard mention and detected concept and the concept type (i.e. the sign/symptom) is the same, it is considered a true positive (TP). If a concept exists in the gold standard annotation but not detected by the algorithm, or the concept type is not matched, it is considered as a false negative (FN). If a concept is detected by the algorithm but does not exist in the gold standard annotation,

the concept is considered as a false positive (FP). The precision, recall and F1-score is then calculated as follows:

$$\begin{aligned}\text{Precision} &= \frac{\text{TP}}{\text{TP} + \text{FP}} \\ \text{Recall} &= \frac{\text{TP}}{\text{TP} + \text{FN}} \\ \text{F1} &= \frac{2 * \text{Precision} * \text{Recall}}{\text{Precision} + \text{Recall}}\end{aligned}$$

For the concept extraction with span and certainty evaluation, the distinction is that it requires the span, the certainty needs to be matched in addition to the concept type to be considered as a true positive. Table 1 shows the performance of the single-site NLP algorithm and Table 2 shows the performance of the multi-site NLP algorithm.

Sampled error analysis found that major discrepancies in certainty between NLP algorithm and gold standard were due to patient education, tokenization error due to de-identification process, semi-structured template, wrong gold standard and other note sections such as medication.

Discussion

Continuous development

Since the NLP models to be shared in rule-based systems can be decomposed to eliminate the possibility of leasing PHI, both the synthetic corpora and models can be shared without considering these language resources involves human subjects. Therefore, it can lift some privacy constraints in multi-site unstructured data sharing.

In the proposed workflow, each site annotates some of their NLP systems using the community defined concepts by adopting annotation and data curation guidelines. The curated datasets can also be used in a cloud computing setting, where the distributed evaluation on each dataset from each participating site is handled by a centralized controller. NLP Sandbox is an example of such evaluation framework, which uses docker containers to encapsule algorithm implementations. By adopting this process, there is no need for acquiring data for federated evaluation, since the evaluation only happens within each institution, and no data has been transferred out of the data providing site. The performances regarding the precision, recall and F1-scores defined in various experimental settings can be obtained in near real-time and thus can be used into the continuous development workflows.

N3C domain task teams

The N3C NLP platform also enables augmenting centralized structured data in N3C Enclave with the clinical concepts from clinical narratives [15]. Some ongoing initiatives include composing rule-based algorithms for Long COVID signs and symptoms [16] and outcomes of COVID-19 in patients with cancer [17].

Interoperability

Efforts from the standard community like OMOP and FHIR have been made to enhance the interoperability of text data. One direction is to standardize clinical concepts from narrative clinical texts into terms defined by standard vocabularies such as SNOMED CT or ICD-9-CM [18, 19]. As the methods are developed via publicly available models and language resources, the systems are interoperable thus portable among different institutions.

Methods

Framework Description

The system consists of data ingestion layer, processing layer and data persistence layer. The architecture of the proposed framework is illustrated in Figure 3. In the framework that does not support OMOP CDM, the data ingestion layer works as the data collector to read texts from various sources such as relational databases and file systems to load them into the NOTE table of OMOP CDM. The framework keeps both the document metadata and the contents and makes both searchable via loading them into ElasticSearch. The processing layer serves as the NLP engine where the information extraction from raw texts happens given its heuristic rules created by various NLP engines like MedTagger [20]. After the term modifiers added by contextual rules from ConText Algorithm [5] around the extracted condition mentions, these conditions will compose clinical events with temporal information. The clinical events will be stored on OMOP CDM NOTE_NLP table as the events extracted from NLP systems before distributed to other tables of OMOP CDM (e.g. CONDITION_OCCURRENCE, MEASUREMENT, DRUG_EXPOSURE).

The system is distributed as an open source software under Apache 2.0 license via Github. An extraction script is also developed to prepare the NOTE_NLP table for N3C Enclave submission by removing data elements with risks of protected health information (PHI) for the distribution to N3C Enclave. As a result,

the elements retained only contains deidentified document and patient metadata and codified OMOP concepts from clinical vocabularies. The elements with original texts such as text snippets and concept mentions are truncated before submission. The system has been deployed in 4 institutions and these sites are routinely contributing NLP data to N3C Enclave.

Incorporating standards and interoperability into the concept extraction framework

Clinical concept standardization is a critical component in achieving the semantic interoperability for the secondary use of EHRs, e.g., unstructured data through natural language processing (NLP) and structured data. An ontology is a formal, explicit description of concepts, their properties, relationships between the concepts, and the allowed values that they may take. In this study, we developed basic COVID-19 clinical concepts and standardized these concepts through our collaboration with the Coronavirus Infectious Disease Ontology (CIDO).

A common barrier to widespread adoption of NLP in clinical research is the need to transform input and outputs to conform to part of an overall pipeline. While seemingly straightforward, such a task is difficult without prior significant investment in associated infrastructure and dedicated software development. It is therefore desirable to leverage existing infrastructure where possible and incorporate such an effort into the distributed NLP pipeline so as to reduce technical burden on the end user.

There is, however, significant variation in terms of available infrastructure and data availability amongst different institutions. Creating a solution that is immediately suitable for all these environments out of the box would be immensely challenging. For that reason, we sought to leverage existing data modeling efforts that are likely to be already adopted by academic medical institutions to standardize the data ingestion and output process. In our implementation, we chose the Observational Health Data Sciences and Informatics' Observational Medical Outcomes Partnership common data model (OHDSI/OMOP CDM) to handle input of clinical narratives via the NOTE table and output via the NOTE_NLP table. This brings the advantage that input/output is now standardized: so long as institutions have already transformed their clinical data into the OMOP CDM, and/or their downstream NLP-reliant applications read from the OMOP CDM database, no additional technical development burden is needed.

It is important to note that standardization as a default only serves to simplify adoption for those who already have a solution complying with the standard and cannot be a comprehensive solution.

A purely OMOP CDM reliant solution is not ideal, as not all institutions will have their own OMOP CDM instance and standing up such an instance to just use a pipeline may produce undue burden. For that reason, input/output in our infrastructure is modularized, and can be substituted at will: the default OMOP CDM I/O utilizes a variant of SQL-based data extractors/writers, and the specific query and connection strings used can be substituted via plaintext configuration changes. Additionally, SQL-based I/O is not the only supported setting, a variety of other data sources including Elasticsearch, google cloud storage, amazon s3, and plaintext are included as well as configuration-swappable options.

Crowdsourcing approach

To promote collaboration and the sharing efforts of the participation in the algorithm development, we build a crowdsourcing platform for the domain experts to upload, customize, and examine their NLP algorithms in an interactive web application. Users could create keyword-based and rule-based algorithms and test the performance in the online environment instantly. The crowdsourcing platform consists of three modules based on our ETL and NLP system to support expert collaboration, including dictionary builder, regular expression rule set editor, and detection result visualization.

The dictionary builder could extend the keyword collection used by the algorithm. Users could customize particular terms from the ontology database such as CIDO [7] and MONDO [21]. The regular expression rule set editor provides an integrated interface to help users customize their own regular expression rule set based on existing solutions to optimize the specific performance, such as new symptoms, treatments, or outcomes. The detection result visualization is designed based on Brat annotation tool [22] to check the results generated by different methods.

Deidentification and Synthetic dataset curation

To protect the patient's privacy according to HIPAA Privacy Rule [23], a set of identifiers and protected health information needs to be removed. This does not require removal of general health conditions in clinical texts. However, to further prevent tracing of patient records and to generate synthetic datasets which may not necessarily be considered as data related to human subjects. We used notes deidentification software to remove patient identifiers. The conditions are replaced with a string shuffled from the corpus by each condition when part-of-speech tags are matched.

Acknowledgment

The analyses described in this publication were conducted with data or tools accessed through the NCATS N3C Data Enclave covid.cd2h.org/enclave and supported by NCATS U24 TR002306. This research was possible because of the patients whose information is included within the data from participating organizations (covid.cd2h.org/dtas) and the organizations and scientists (covid.cd2h.org/duas) who have contributed to the on-going development of this community resource (<https://doi.org/10.1093/jamia/ocaa196>).

The N3C data transfer to NCATS is performed under a Johns Hopkins University Reliance Protocol # IRB00249128 or individual site agreements with NIH. The N3C Data Enclave is managed under the authority of the NIH; information can be found at <https://ncats.nih.gov/n3c/resources>.

We gratefully acknowledge contributions from the following N3C core teams:

- (Asterisks indicate leads) • Principal Investigators: Melissa A. Haendel*, Christopher G. Chute*, Kenneth R. Gersing, Anita Walden
- Workstream, subgroup and administrative leaders: Melissa A. Haendel*, Tellen D. Bennett, Christopher G. Chute, David A. Eichmann, Justin Guinney, Warren A. Kibbe, Hongfang Liu, Philip R.O. Payne, Emily R. Pfaff, Peter N. Robinson, Joel H. Saltz, Heidi Spratt, Justin Starren, Christine Suver, Adam B. Wilcox, Andrew E. Williams, Chunlei Wu
 - Key liaisons at data partner sites
 - Regulatory staff at data partner sites
 - Individuals at the sites who are responsible for creating the datasets and submitting data to N3C
 - Data Ingest and Harmonization Team: Christopher G. Chute*, Emily R. Pfaff*, Davera Gabriel, Stephanie S. Hong, Kristin Kostka, Harold P. Lehmann, Richard A. Moffitt, Michele Morris, Matvey B. Palchuk, Xiaohan Tanner Zhang, Richard L. Zhu
 - Phenotype Team (Individuals who create the scripts that the sites use to submit their data, based on the COVID and Long COVID definitions): Emily R. Pfaff*, Benjamin Amor, Mark M. Bissell, Marshall Clark, Andrew T. Girvin, Stephanie S. Hong, Kristin Kostka, Adam M. Lee, Robert T. Miller, Michele Morris, Matvey B. Palchuk, Kellie M. Walters
 - Project Management and Operations Team: Anita Walden*, Yooree Chae, Connor Cook, Alexandra Dest, Racquel R. Dietz, Thomas Dillon, Patricia A. Francis, Rafael Fuentes, Alexis Graves, Julie A. McMurry, Andrew J. Neumann, Shawn T. O'Neil, Usman Sheikh, Andréa M. Volz, Elizabeth Zampino
 - Partners from NIH and other federal agencies: Christopher P. Austin*, Kenneth R. Gersing*, Samuel Bozzette, Mariam Deacy, Nicole Garbarini, Michael G. Kurilla, Sam G. Michael, Joni L. Rutter, Meredith Temple-O'Connor

- Analytics Team (Individuals who build the Enclave infrastructure, help create codesets, variables, and help Domain Teams and project teams with their datasets): Benjamin Amor*, Mark M. Bissell, Katie Rebecca Bradwell, Andrew T. Girvin, Amin Manna, Nabeel Qureshi
- Publication Committee Management Team: Mary Morrison Saltz*, Christine Suver*, Christopher G. Chute, Melissa A. Haendel, Julie A. McMurry, Andréa M. Volz, Anita Walden
- Publication Committee Review Team: Carolyn Bramante, Jeremy Richard Harper, Wenndy Hernandez, Farrukh M Korashy, Federico Mariona, Amit Saha, Satyanarayana Vedula

Stony Brook University — U24TR002306 • University of Kentucky — UL1TR001998: UK Center for Clinical and Translational Science • University of Minnesota — UL1TR002494: Clinical and Translational Science Institute • Tufts Medical Center — UL1TR002544: Tufts Clinical and Translational Science Institute • Johns Hopkins University — UL1TR003098: Johns Hopkins Institute for Clinical and Translational Research • Mayo Clinic Rochester — UL1TR002377: Mayo Clinic Center for Clinical and Translational Science (CCaTS) • OCHIN — INV-018455: Bill and Melinda Gates Foundation grant to Sage Bionetworks

This task was made possible by the National Center for Advancing Translational Sciences of the National Institutes of Health under award number U01TR02062 and the Bill & Melinda Gates Foundation. The content is solely the responsibility of the authors and does not necessarily represent the official views of the National Institutes of Health.

Author contributions

SL: data curation; data integration; data analysis; data quality assurance; draft the manuscript; critical revision of the manuscript for important intellectual content; project evaluation; project management

AWen: data curation; data integration; data analysis; data quality assurance; draft the manuscript; critical revision of the manuscript for important intellectual content;

LW: data curation; data integration; data quality assurance; draft the manuscript; critical revision of the manuscript for important intellectual content;

HH: data curation; data integration; data analysis; data quality assurance; draft the manuscript; critical revision of the manuscript for important intellectual content;

RM: data curation; data integration; data analysis; data quality assurance; draft the manuscript; critical revision of the manuscript for important intellectual content;

AWilliams: data curation; data integration; data quality assurance; draft the manuscript; critical revision of the manuscript for important intellectual content;

DH: data curation; data integration; data analysis; data quality assurance; critical revision of the manuscript for important intellectual content;

RK: data curation; data integration; data analysis; data quality assurance; critical revision of the manuscript for important intellectual content;

ML: data curation; data integration; data quality assurance; critical revision of the manuscript for important intellectual content;

NA: data curation; data integration; data analysis; data quality assurance; critical revision of the manuscript for important intellectual content;

RZ: data curation; data integration; data analysis; data quality assurance; draft the manuscript; critical revision of the manuscript for important intellectual content;

JDO: data curation; data integration; data quality assurance; critical revision of the manuscript for important intellectual content;

MR: data integration; data quality assurance; critical revision of the manuscript for important intellectual content;

HY: data curation; data integration; data quality assurance; critical revision of the manuscript for important intellectual content;

EP: data curation; data integration; data quality assurance; critical revision of the manuscript for important intellectual content; project evaluation; project management; regulatory oversight / admin

CGC: data integration; funding acquisition; governance; N3C Phenotype definition; regulatory oversight / admin

TD: data quality assurance; database / information systems admin

MAH: biological subject matter expertise; clinical data model expertise; funding acquisition; governance; project management; regulatory oversight / admin

PS: data curation; data integration; data quality assurance; funding acquisition; governance; critical revision of the manuscript for important intellectual content;

HX: data curation; data integration; data quality assurance; funding acquisition; governance; critical revision of the manuscript for important intellectual content;

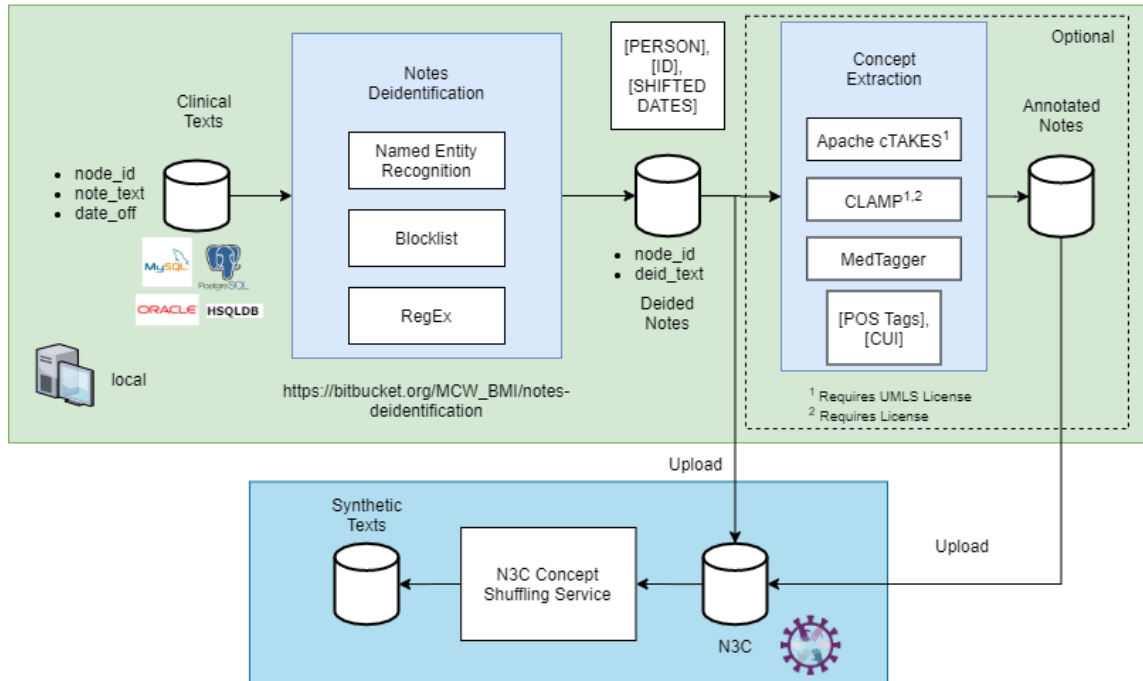
HL: data curation; data integration; data quality assurance; funding acquisition; governance; critical revision of the manuscript for important intellectual content; project evaluation; project management; regulatory oversight / admin

Reference

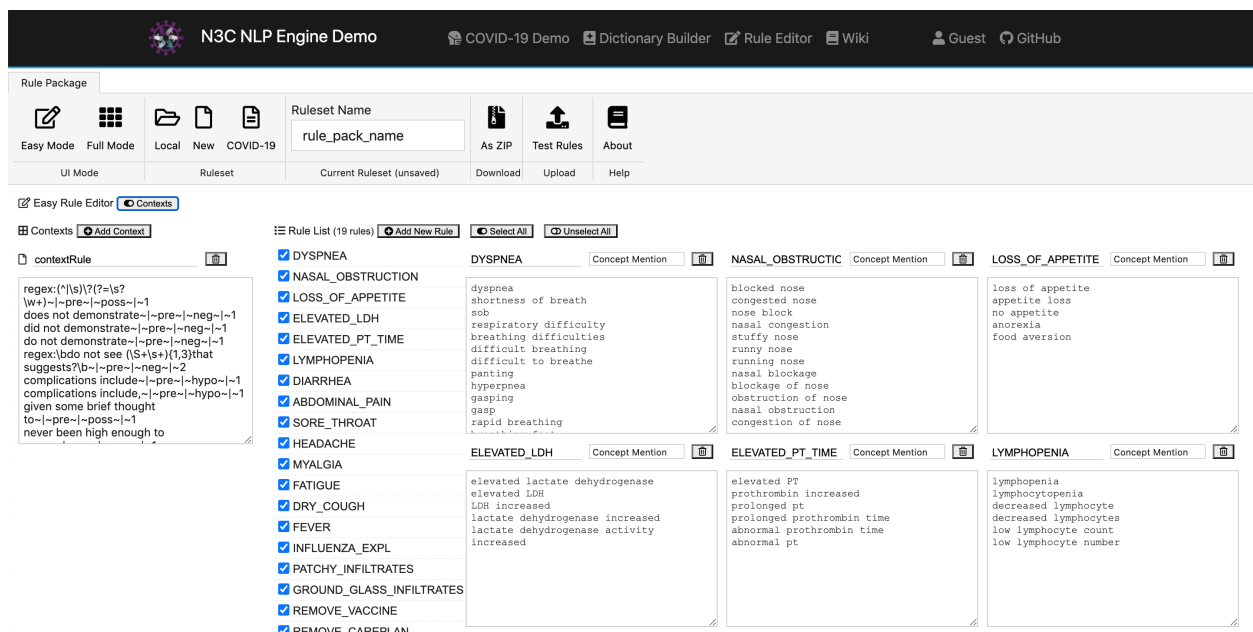
1. *Welcome | Center for Data to Health*. Available from: <https://cd2h.org/mission>.
2. Gottesman, O., et al., *The Electronic Medical Records and Genomics (eMERGE) Network: past, present, and future*. Genetics in Medicine, 2013. **15**(10): p. 761-771.
3. Friedman, C., et al., *Automated encoding of clinical documents based on natural language processing*. Journal of the American Medical Informatics Association : JAMIA, 2004. **11**(5): p. 392-402.
4. Barredo Arrieta, A., et al., *Explainable Artificial Intelligence (XAI): Concepts, taxonomies, opportunities and challenges toward responsible AI*. Information Fusion, 2020. **58**: p. 82-115.
5. Harkema, H., et al., *ConText: an algorithm for determining negation, experiencer, and temporal status from clinical reports*. Journal of biomedical informatics, 2009. **42**(5): p. 839-851.
6. *MCW_BMI / notes-deidentification*. Available from: https://bitbucket.org/MCW_BMI/notes-deidentification/src/master/.
7. He, Y., et al., *CIDO, a community-based ontology for coronavirus disease knowledge and data integration, sharing, and analysis*. Scientific Data, 2020. **7**(1): p. 181.
8. Köhler, S., et al., *The Human Phenotype Ontology in 2021*. Nucleic Acids Res, 2021. **49**(D1): p. D1207-d1217.
9. Bodenreider, O., *The Unified Medical Language System (UMLS): integrating biomedical terminology*. Nucleic Acids Research, 2004. **32**(90001): p. 267D-270.
10. *SNOMED-CT*.
11. Medicine, N.L.o. *Medical Subject Headings*. Available from: <https://www.nlm.nih.gov/mesh/meshhome.html>.
12. Brown, E.G., L. Wood, and S. Wood, *The medical dictionary for regulatory activities (MedDRA)*. Drug Saf, 1999. **20**(2): p. 109-17.
13. Wang, Y., et al., *Clinical information extraction applications: A literature review*. Journal of Biomedical Informatics, 2018. **77**.
14. Fu, S., et al., *Clinical concept extraction: A methodology review*. Journal of Biomedical Informatics, 2020. **109**: p. 103526.
15. Haendel, M.A., et al., *The National COVID Cohort Collaborative (N3C): Rationale, design, infrastructure, and deployment*. Journal of the American Medical Informatics Association, 2021. **28**(3): p. 427-443.
16. Rando, H.M., et al., *Challenges in defining Long COVID: Striking differences across literature, Electronic Health Records, and patient-reported information*. medRxiv, 2021: p. 2021.03.20.21253896.
17. Sharafeldin, N., et al., *Outcomes of COVID-19 in Patients With Cancer: Report From the National COVID Cohort Collaborative (N3C)*. Journal of Clinical Oncology, 2021: p. JCO.21.01074.
18. Peterson, K.J., G. Jiang, and H. Liu, *A corpus-driven standardization framework for encoding clinical problems with HL7 FHIR*. Journal of Biomedical Informatics, 2020. **110**: p. 103541.
19. Yuan, C., et al., *Criteria2Query: a natural language interface to clinical databases for cohort definition*. J Am Med Inform Assoc, 2019. **26**(4): p. 294-305.
20. *Github - OHNLP/MedTagger*. Available from: <https://github.com/OHNLP/MedTagger>.
21. Mungall, C.J., et al., *The Monarch Initiative: an integrative data and analytic platform connecting phenotypes to genotypes across species*. Nucleic Acids Research, 2017. **45**(D1): p. D712-D722.
22. Stenetorp, P., et al. *brat: a Web-based Tool for NLP-Assisted Text Annotation*. 2012. Avignon, France: Association for Computational Linguistics.
23. Services, U.S.D.o.H.H., *The HIPAA Privacy Rule*.

Figures


Figure 1. N3C deidentification and synthetic text generation workflow









(a)




(c)


N3C NLP Engine Demo

 COVID-19 Demo
  Dictionary Builder
  Rule Editor
  Wiki

 guest
  GitHub


Dictionary Builder

Main

Ontology


CIDO

Load Data

Extract Selection


Upload to Server

Ontology Database
 Build Dictionary
 Deployment


 Ontology Tree

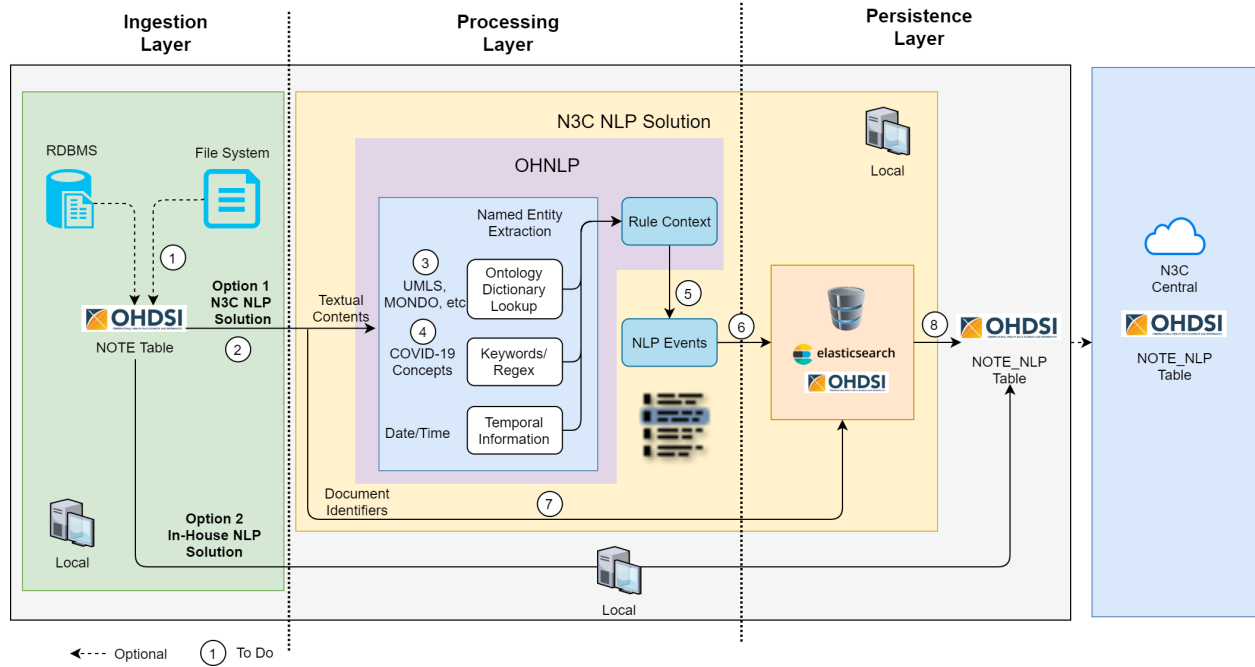
The tree is built on 6818 classes

- ☐ All
- ☐ sequence_feature
- ☐ entity
 - ☒ continuant
 - ☒ occurrent
 - ☒ process
 - ☒ host response to coronavirus infection
 - ☒ disorder prevention
 - ☒ infectious disease epidemic
 - ☐ vaccine-induced host response
 - ☐ exposure event or process
 - ☐ Physiological Effects [PE]
 - ☐ life cycle
 - ☐ host exposure to infectious agent
 - ☐ coronaviral process to host
 - ☐ life-death temporal boundary
 - ☐ Cellular or Molecular Interactions [MoA]
 - ☐ immunization against infectious agent
 - ☐ immune response
 - ☐ host-coronavirus interaction
 - ☐ immunization
 - ☐ life cycle stage
 - ☐ Clinical Kinetics [PK]
 - ☐ disease course


 Term List

continuant[An entity that exists in full at any time in which it exists at all, persists through time while maintaining its identity and has no temporal parts.]An entity that exists in full at any time in which it exists at all, persists through time while maintaining its identity and has no temporal parts.[continuant[OBJC
occurent[An entity that has temporal parts and that happens, unfolds or develops through time.]occurent[OBJC
process[p is a process = Def. p is an occurrent that has temporal proper parts and for some time t, p s-depends-on some material entity at t. (axiom label in BFO2 Reference: [083-003]]]An occurrent that has temporal proper parts and for some time t, p s-depends-on some material entity at t.]process[OBJC
host response to coronavirus infection[A coronavirus-host interaction by which the host responds to viral infection]host response to coronavirus infection[OBJC
disorder prevention[disorder prevention is a processual entity that prevents a disorder that is the physical basis of a disease.]disorder prevention[OBJC
infectious disease epidemic[A process of infectious disease realizations and for which there is a statistically significant increase in the infectious disease incidence of a population.]]infectious disease epidemic[OBJC

Figure 3. Diagram of N3C NLP Solution



Tables

Table 1. Performance of the single-site NLP algorithm (Mayo: Mayo Clinic, UKentucky: University of Kentucky, UMN: University of Minnesota)

Dataset	Span			Span+Certainty			# entities
	Precision	Recall	F1	Precision	Recall	F1	
Mayo	0.882	0.869	0.876	0.789	0.639	0.706	146
UKentucky	0.698	0.714	0.706	0.664	0.643	0.653	46
UMN	0.658	0.735	0.694	0.534	0.438	0.481	150

Table 1. Performance of the multi-site NLP algorithm (Mayo: Mayo Clinic, UKentucky: University of Kentucky, UMN: University of Minnesota)

Dataset	Span			Span+Certainty			# entities
	Precision	Recall	F1	Precision	Recall	F1	
Mayo	0.863	0.908	0.884	0.824	0.681	0.746	146
UKentucky	0.696	0.859	0.769	0.662	0.734	0.696	46
UMN	0.718	0.918	0.806	0.562	0.456	0.504	150