

# abess: A Fast Best-Subset Selection Library in Python and R

**Jin Zhu**

ZHUJ37@MAIL2.SYSU.EDU.CN

**Liyuan Hu**

HULY5@MAIL2.SYSU.EDU.CN

**Junhao Huang**

HUANGJH256@MAIL2.SYSU.EDU.CN

**Kangkang Jiang**

JIANGKK3@MAIL2.SYSU.EDU.CN

*Department of Statistical Science, Sun Yat-Sen University, Guangzhou, GD, China*

**Yanhong Zhang**

ZHANGYH98@RUC.EDU.CN

*School of Statistics, Renmin University of China, Beijing, China*

**Shiyun Lin**

SHIYUNLIN@STU.PKU.EDU.CN

*Center for Statistical Science, Peking University, Beijing, China*

**Junxian Zhu**

ADAIZJX@163.COM

**Xueqin Wang**

WANGXQ20@USTC.EDU.CN

*Department of Statistical Science, University of Science and Technology, Hefei, Anhui, China*

**Editor:**

## Abstract

We introduce a new library named **abess** that implements a unified framework of best-subset selection for solving diverse machine learning problems, e.g., linear regression, classification, and principal component analysis. Particularly, the **abess** certifiably gets the optimal solution within polynomial times under the linear model. Our efficient implementation allows **abess** to attain the solution of best-subset selection problems as fast as or even 100x faster than existing competing variable (model) selection toolboxes. Furthermore, it supports common variants like best group subset selection and  $\ell_2$  regularized best-subset selection. The core of the library is programmed in C++. For ease of use, a Python library is designed for conveniently integrating with **scikit-learn**, and it can be installed from the Python library Index<sup>1</sup>. In addition, a user-friendly R library is available at the Comprehensive R Archive Network<sup>2</sup>. The source code is available at: <https://github.com/abess-team/abess>.

**Keywords:** Best-Subset Selection, High Dimensional Data, Splicing Technique

## 1. Introduction

Best-subset selection is imperative in machine learning and statistics due to natural reflection for Occam’s razor principle of simplicity. Nowadays, it also has far-reaching applications in every facet of research like medicine and biology because of the surge of large-scale datasets across a variety of fields. As a benchmark optimization problem in machine learning and statistics, the best-subset selection is also well-known as an NP-hard problem (Natarajan, 1995). However, recent progress shows that the best-subset selection can be efficiently solved (Huang et al., 2018; Zhu et al., 2020; Gómez and Prokopyev, 2021); especially, an ABESS algorithm using a splicing technique proposed by Zhu et al. (2020) allows solving

1. <https://pypi.org/project/abess/>

2. <https://cran.r-project.org/web/packages/abess>

best-subset selection under the classical linear model in polynomial times, which makes it even more attractive to practitioners.

We present a new library named **abess** that implements a unified toolkit based on the splicing technique proposed by Zhu et al. (2020). Specifically, we implement the ABESS algorithms for best-subset selection under linear regression, logistic regression, Poisson regression, Cox proportional hazard regression, multi-task learning, multi-classification, and an unsupervised task—principal component analysis (Calcagno and de Mazancourt, 2010; Pölsterl, 2020; Zhang and Yang, 2017; d’Aspremont et al., 2008). Furthermore, our implementation improves computational efficiency by warm-start initialization, covariance update implementation (Hazimeh and Mazumder, 2020), sparse matrix support, and OpenMP parallelism.

**abess** can run on most Linux distributions, Windows 32 or 64-bit, and macOS with Python (version  $\geq 3.5$ ) or R (version  $\geq 3.1.0$ ). **abess** provides complete documentation<sup>3</sup>, in which the API reference presents the syntax and the tutorial presents comprehensible examples for new users. It relies on github action<sup>4</sup> for continuous integration. The PEP8/tidyverse style guide keeps the source Python/R code clean. And code quality is assessed by standard code coverage metrics. Today’s coverage reaches 95%. The source code is distributed under the GPL-3 license.

## 2. Architecture

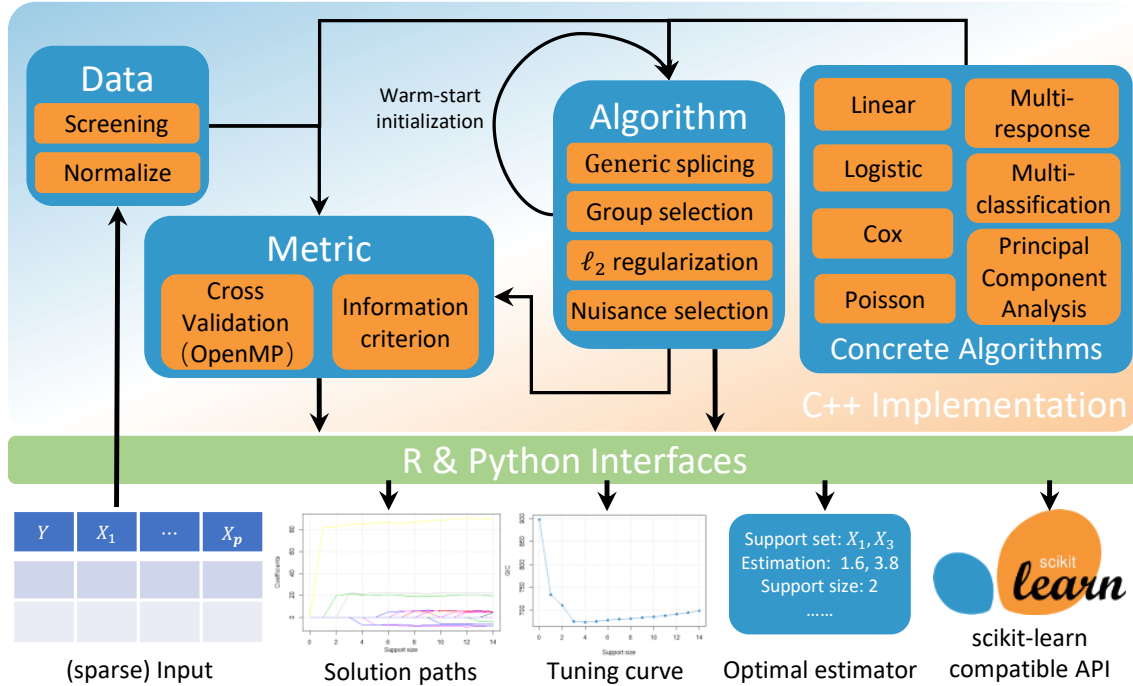


Figure 1: **abess** software architecture

Figure 1 shows the architecture of **abess** and each building block will be described as follows. The **Data** class accepts the (sparse) tabular data from Python and R interfaces,

3. <https://abess.readthedocs.io> and <https://abess-team.github.io/abess/>

4. <https://github.com/abess-team/abess/actions>

and returns an object containing the predictors that are (optionally) screened (Fan and Lv, 2008) or normalized. The **Algorithm** class implements the generic splicing technique for best-subset selection with the additional support for group-structure predictors,  $\ell_2$ -regularization for parameters, and nuisance selection (Zhang et al., 2021; Bertsimas and Parys, 2020; Sun and Zhang, 2020). The concrete algorithms are programmed as the subclass of **Algorithm** by rewriting the virtual function interfaces of class **Algorithm**. Seven implemented best-subset selection tasks are presented in Figure 1. Beyond that, the modularized design facilitates users to extend the library to various machine learning tasks by writing a subclass of the **Algorithm** class. The **Metric** class assesses the estimation returned by the **Algorithm** class by the cross validation or information criteria like Akaike information criterion and high dimensional Bayesian information criterion (Akaike, 1998; Wang et al., 2013).

Python and R interfaces collect and process the results of the **Algorithm** and **Metric** classes. Since each model (e.g., linear regression) in the **abess** Python library is a subclass of **scikit-learn**’s **BaseEstimator** class, users can not only use a familiar API to train the model but also easily create a **scikit-learn** pipeline including the model (Pedregosa et al., 2011). In the R library, **S3** methods are programmed such that generic functions (like **print**, **coef**, and **plot**) can be directly used to attain the best-subset selection results and visualize solution paths or a tuning value curve.

### 3. Usage Examples

In Figure 2, we illustrate the integration of the **abess** Python interface with **scikit-learn**’s pre-processing and model selection modules to build a non-linear model for diagnosing malignant tumors. The output of the code reports the information of the polynomial features for the selected model among candidates, and its corresponding area under the curve (AUC), which is 0.966, indicating the selected model would have an admirable contribution in practice.

```

1 from abess.linear import abessLogistic
2 from sklearn.datasets import load_breast_cancer
3 from sklearn.pipeline import Pipeline
4 from sklearn.metrics import make_scorer, roc_auc_score
5 from sklearn.preprocessing import PolynomialFeatures
6 from sklearn.model_selection import GridSearchCV
7 # combine feature transform and model:
8 pipe = Pipeline([('poly', PolynomialFeatures(include_bias=False)),
9                 ('alogistic', abessLogistic())])
10 param_grid = {'poly__interaction_only': [True, False],
11              'poly__degree': [1, 2, 3]}
12 # Use cross validation to tune parameters:
13 scorer = make_scorer(roc_auc_score, greater_is_better=True)
14 grid_search = GridSearchCV(pipe, param_grid, scoring=scorer, cv=5)
15 # load and fitting example dataset:
16 X, y = load_breast_cancer(return_X_y=True)
17 grid_search.fit(X, y)
18 # print the best tuning parameter and associated AUC score:
19 print([grid_search.best_params_, grid_search.best_score_])
20 # >>> [{'poly__degree': 2, 'poly__interaction_only': True}, 0.9663829492654472]
```

Figure 2: Example of using the **abess** Python library with **scikit-learn**.

#### 4. Performance

We compare **abess** with popular variable selection methods implemented in Python and R on large-scale datasets through regression, classification, and principal component analysis (PCA) tasks. All computations are conducted on a Ubuntu platform with Intel(R) Core(TM) i9-9940X CPU @ 3.30GHz and 48 RAM. Python version is 3.9.1 and R version is 3.6.3. The regression and the classification analysis results are displayed in Table 1, which suggest **abess** achieves the best performance despite the least training time it requires. Specifically, in the regression task, it is more than 150x faster than **scikit-learn** ( $\ell_1$ ). The results of the sparse PCA are demonstrated in Table 2, from which we see that compared with **elasticnet**, **abess** uses a quarter of its runtime while explain more variance under the same sparsity level.





Library	Superconductivity ( $900 \times 85400$ )			Breast cancer ( $110 \times 22283$ )		
	MSE	NNZ	Runtime	AUC	NNZ	Runtime
<b>scikit-learn</b> ( $\ell_1$ )	88.31	44.70	4456.23	0.84	1976.10	3.39
<b>scikit-learn</b> ( $\ell_0$ )				<b>X</b>	<b>X</b>	<b>X</b>
<b>abess</b>	69.65	64.90	25.64	0.87	1.01	1.38

Table 1: Average performance on the superconductivity (for regression) and the cancer (for classification) datasets (Hamidieh, 2018; Dua and Graff, 2017; Chowdary et al., 2006) based on 100 randomly drawn test sets. **scikit-learn** ( $\ell_1$ ) corresponds to **LinearRegression** and **LogisticRegression** for regression and classification, respectively. **scikit-learn** ( $\ell_0$ ) corresponds to **OrthogonalMatchingPursuit** for regression. NNZ is the number of non-zero elements. Runtime is measured in seconds. **X**: **scikit-learn** does not support. : memory overflow.

	Library	5	10	20
Explained variance	<b>elasticnet</b>	0.397	0.456	0.575
	<b>abess</b>	0.394	0.583	0.825
Runtime (seconds)	<b>elasticnet</b>	0.043	0.026	0.037
	<b>abess</b>	0.004	0.002	0.003

Table 2: Performance of the sparse PCA on a communities-and-crime dataset when 5, 10, 20 elements in the loading vector of the first principal component are non-zero. The dataset (Redmond and Baveja, 2002) has 1993 observations, where each observation has 101 features. **elasticnet** (Zou et al., 2006) is an R library for sparse PCA.

#### 5. Conclusion

**abess** is a fast and comprehensive library for solving various best-subset selection problems with statistical guarantees. It offers user-friendly interfaces for both Python and R users, and seamlessly integrates with existing ecosystems. Therefore, the **abess** library has a great potential to be an indispensable toolbox for machine learning and related applications. The future version of **abess** intends to support other important machine learning tasks like community detection (Guédon and Vershynin, 2016), and adapt to advanced machine learning pipelines in Python and R (Feurer et al., 2021; Lang et al., 2019; Binder et al., 2021).

## Acknowledgments

Wang’s research is partially supported by NSFC (11771462), the Science and Technology Program of Guangzhou, China (202002030129), and the Key Research and Development Program of Guangdong, China (2019B020228001). Zhu’s research is partially supported by the Outstanding Graduate Student Innovation and Development Program of Sun Yat-Sen University (19lgyjs64). We are grateful to UCI Machine Learning Repository for sharing the superconductivity and communities-and-crime datasets.

## References

- Hiroto Akaike. Information theory and an extension of the maximum likelihood principle. In *Selected papers of hirotugu akaike*, pages 199–213. Springer, 1998.
- Dimitris Bertsimas and Bart Van Parys. Sparse high-dimensional regression: Exact scalable algorithms and phase transitions. *The Annals of Statistics*, 48(1):300 – 323, 2020. doi: 10.1214/18-AOS1804. URL <https://doi.org/10.1214/18-AOS1804>.
- Martin Binder, Florian Pfisterer, Michel Lang, Lennart Schneider, Lars Kotthoff, and Bernd Bischl. mlr3pipelines - flexible machine learning pipelines in r. *Journal of Machine Learning Research*, 22(184):1–7, 2021. URL <http://jmlr.org/papers/v22/21-0281.html>.
- Vincent Calcagno and Claire de Mazancourt. glmulti: An r package for easy automated model selection with (generalized) linear models. *Journal of Statistical Software, Articles*, 34(12):1–29, 2010. ISSN 1548-7660. doi: 10.18637/jss.v034.i12. URL <https://www.jstatsoft.org/v034/i12>.
- Dondapati Chowdary, Jessica Lathrop, Joanne Skelton, Kathleen Curtin, Thomas Briggs, Yi Zhang, Jack Yu, Yixin Wang, and Abhijit Mazumder. Prognostic gene expression signatures can be measured in tissues collected in rnalater preservative. *The Journal of Molecular Diagnostics*, 8(1):31–39, 2 2006.
- Alexandre d’Aspremont, Francis Bach, and Laurent El Ghaoui. Optimal solutions for sparse principal component analysis. *Journal of Machine Learning Research*, 9(7), 2008.
- Dheeru Dua and Casey Graff. UCI machine learning repository, 2017. URL <http://archive.ics.uci.edu/ml>.
- Jianqing Fan and Jinchi Lv. Sure independence screening for ultrahigh dimensional feature space. *Journal of the Royal Statistical Society: Series B (Statistical Methodology)*, 70(5): 849–911, 2008. doi: <https://doi.org/10.1111/j.1467-9868.2008.00674.x>.
- Matthias Feurer, Jan N. van Rijn, Arlind Kadra, Pieter Gijsbers, Neeratyoy Mallik, Sahithya Ravi, Andreas Muller, Joaquin Vanschoren, and Frank Hutter. Openml-python: an extensible python api for openml. *Journal of Machine Learning Research*, 22(100):1–5, 2021. URL <http://jmlr.org/papers/v22/19-920.html>.

- Andrés Gómez and Oleg A. Prokopyev. A mixed-integer fractional optimization approach to best subset selection. *INFORMS Journal on Computing*, 33(2):551–565, 2021. doi: 10.1287/ijoc.2020.1031.
- Olivier Guédon and Roman Vershynin. Community detection in sparse networks via grothendieck’s inequality. *Probability Theory and Related Fields*, 165(3):1025–1049, 2016.
- Kam Hamidieh. A data-driven statistical model for predicting the critical temperature of a superconductor. *Computational Materials Science*, 154:346–354, 2018.
- Hussein Hazimeh and Rahul Mazumder. Fast best subset selection: Coordinate descent and local combinatorial optimization algorithms. *Operations Research*, 68(5):1517–1537, 2020. doi: 10.1287/opre.2019.1919. URL <https://doi.org/10.1287/opre.2019.1919>.
- Jian Huang, Yuling Jiao, Yanyan Liu, and Xiliang Lu. A constructive approach to l0 penalized regression. *The Journal of Machine Learning Research*, 19(1):403–439, 2018.
- Michel Lang, Martin Binder, Jakob Richter, Patrick Schratz, Florian Pfisterer, Stefan Coors, Quay Au, Giuseppe Casalicchio, Lars Kotthoff, and Bernd Bischl. mlr3: A modern object-oriented machine learning framework in R. *Journal of Open Source Software*, dec 2019. doi: 10.21105/joss.01903. URL <https://joss.theoj.org/papers/10.21105/joss.01903>.
- B. K. Natarajan. Sparse approximate solutions to linear systems. *SIAM Journal on Computing*, 24(2):227–234, 1995. doi: 10.1137/S0097539792240406.
- Fabian Pedregosa, Gaël Varoquaux, Alexandre Gramfort, Vincent Michel, Bertrand Thirion, Olivier Grisel, Mathieu Blondel, Peter Prettenhofer, Ron Weiss, Vincent Dubourg, Jake Vanderplas, Alexandre Passos, David Cournapeau, Matthieu Brucher, Matthieu Perrot, and Édouard Duchesnay. Scikit-learn: Machine learning in python. *Journal of Machine Learning Research*, 12(85):2825–2830, 2011. URL <http://jmlr.org/papers/v12/pedregosa11a.html>.
- Sebastian Pölsterl. scikit-survival: A library for time-to-event analysis built on top of scikit-learn. *Journal of Machine Learning Research*, 21(212):1–6, 2020. URL <http://jmlr.org/papers/v21/20-729.html>.
- Michael Redmond and Alok Baveja. A data-driven software tool for enabling cooperative information sharing among police departments. *European Journal of Operational Research*, 141(3):660–678, 2002. ISSN 0377-2217. doi: [https://doi.org/10.1016/S0377-2217\(01\)00264-8](https://doi.org/10.1016/S0377-2217(01)00264-8).
- Qiang Sun and Heping Zhang. Targeted inference involving high-dimensional data using nuisance penalized regression. *Journal of the American Statistical Association*, 0(0):1–15, 2020. doi: 10.1080/01621459.2020.1737079.
- Lan Wang, Yongdai Kim, and Runze Li. Calibrating nonconvex penalized regression in ultra-high dimension. *The Annals of Statistics*, 41(5):2505 – 2536, 2013. doi: 10.1214/13-AOS1159. URL <https://doi.org/10.1214/13-AOS1159>.

- Yanhang Zhang, Junxian Zhu, Jin Zhu, and Xueqin Wang. Certifiably polynomial algorithm for best group subset selection. *arXiv preprint arXiv:2104.12576*, 2021.
- Yu Zhang and Qiang Yang. An overview of multi-task learning. *National Science Review*, 5(1):30–43, 09 2017. ISSN 2095-5138. doi: 10.1093/nsr/nwx105.
- Junxian Zhu, Canhong Wen, Jin Zhu, Heping Zhang, and Xueqin Wang. A polynomial algorithm for best-subset selection problem. *Proceedings of the National Academy of Sciences*, 2020. ISSN 0027-8424. doi: 10.1073/pnas.2014241117. URL <https://www.pnas.org/content/early/2020/12/14/2014241117>.
- Hui Zou, Trevor Hastie, and Robert Tibshirani. Sparse principal component analysis. *Journal of Computational and Graphical Statistics*, 15(2):265–286, 2006. doi: 10.1198/106186006X113430. URL <https://doi.org/10.1198/106186006X113430>.