

Evaluating NISQ Devices with Quadratic Nonresidues

Thomas G. Draper

Abstract—Comparing the relative quality of NISQ devices is difficult. Algorithms showing a quantum advantage are often tailored precisely to what a particular NISQ does well. We present a new algorithm for evaluating NISQs using quadratic nonresidues. We prove quantum computers can find quadratic nonresidues in deterministic polynomial time, whereas the classical version of this problem remains unsolved after hundreds of years. Using a restrictive computational rule set for finding quadratic nonresidues, we can compare the NISQ success rate with what is possible for a classical computer to accomplish under the same rules. A success rate greater than 75% provides evidence of quantum advantage. We present the results of current NISQ devices running this test.



1 INTRODUCTION

QUANTUM advantage is an elusive result to establish for emerging NISQ devices. Various approaches restrict communication, circuit depth, or circuit width to show a quantum advantage [1], [2], [3], [4], [5], [6].

We seek to demonstrate quantum advantage via an alternate route. We build a test related to a centuries-old math problem which lies at the very heart of number theory: quadratic reciprocity. Instead of attacking a problem too hard for modern supercomputers, we invite NISQs to run an algorithm to generate a probability distribution, using limited resources, that a classical computer cannot.

In particular, given a prime p , the challenge is to create a probability distribution only over the quadratic nonresidues of p . As will be shown, a quantum computer can create a uniform superposition of the quadratic nonresidues modulo p in polynomial time. Proving that this task is hard for classical computers, is a challenging task in and of itself. We avoid the difficulty of proving the task to be hard by noting that since the time of

Gauss [7], mathematicians have tried and failed to find an algorithm that produces quadratic nonresidues in P . Any algorithm which produces a distribution that samples only over the quadratic nonresidues of p , solves this problem.

To turn this distinction into a test for NISQs, we compare the success rate of algorithms that are allowed to compute a single Jacobi symbol (used to identify quadratic residues and nonresidues). With this restriction, a perfect quantum computer succeeds with probability 1, whereas a classical computer succeeds with probability $\frac{3}{4}$. If a NISQ succeeds more than $\frac{3}{4}$ of the time, we have evidence of quantum advantage.

Favorable aspects of this approach include:

- **Implementation agnostic.** Quantum algorithms that are tailored to what a particular NISQ can do well might not run as well on a different NISQ. Having a math-inspired algorithm doesn't intentionally favor any particular architecture.
- **Infinite tests.** This approach provides an endless supply of problems. Little effort is needed to find new problems and prove they are hard.
- **Ease of execution.** As we will see, a NISQ

• T. Draper is with the Center for Communication Research at La Jolla, 4320 Westerra Court, San Diego, CA, 92121. E-mail: tdraper@ccrwest.org

can have as few as four qubits and still run a meaningful test. Evaluation of a NISQ can be done on a wide variety of sizes, giving a better insight to how the performance degrades as size increases.

- **Better comparison.** In comparing two NISQs, a performance certificate would consist of the prime targeted, the circuit used, and the score obtained. If a more efficient circuit for a particular prime is found, all parties can run the test with the improved circuit. That way the test remains a test of the hardware.

1.1 Overview of topics

We visit a number of distinct topics as we move from theory to a practical test that can be run today.

- [1] **Quadratic nonresidues:** Provide basic number theory background.
- [2] **Grover's algorithm:** Revisit how a Grover iteration inverts about the mean.
- [3] **Amplifying quadratic nonresidues:** Show how complex rotations on quadratic nonresidues before a Grover iteration creates a perfect superposition.
- [4] **Algorithmic complexity:** Show that the algorithm lies in $\text{EQP}_{\mathbb{C}}$.
- [5] **General test for NISQ devices:** Provide circuit for general test.
- [6] **Fermat primes:** Show that a simpler test is available for Fermat primes.
- [7] **Quantum circuit:** Construct a circuit for the smallest interesting Fermat prime ($p = 17$).
- [8] **The P/poly problem:** Examine the pitfalls of over-optimizing circuits.
- [9] **Test success rate on current NISQs:** Show the success rates of currently available NISQs.
- [10] **Test uniformity on current NISQs:** Evaluate the likelihood of the samples coming from a uniform distribution.

2 QUADRATIC NONRESIDUES

Definition 1. Let $a, p \in \mathbb{Z}$ where $\gcd(a, p) = 1$. If $x^2 \equiv a \pmod{p}$ has a solution, then a is a quadratic

residue modulo p . Otherwise, a is a quadratic non-residue modulo p .

Definition 2. Let p be an odd prime and $a \in \mathbb{Z}$. The **Legendre symbol** is defined as

$$\left(\frac{a}{p}\right) = \begin{cases} 1 & \text{if } a \text{ is a quadratic residue mod } p, \\ -1 & \text{if } a \text{ is a quadratic nonresidue mod } p, \\ 0 & \text{if } a \equiv 0 \pmod{p}. \end{cases} \quad (1)$$

Finding a quadratic nonresidue modulo a prime p is an easy task. A random choice of $x \in \{1, \dots, p-1\}$ has a 50% chance of being a quadratic nonresidue. If p is an n -bit prime, the Legendre symbol can be computed using $\log n$ multiplications, and thus in $O(M(n) \log n) = O(n \log^2 n)$ time [8], [9]. The result certifies whether or not x is a quadratic nonresidue. Surprisingly, there is no known method for deterministically generating a quadratic non-residue in polynomial time. Assuming the Generalized Riemann Hypothesis, there exists a quadratic nonresidue less than $O(\log^2 p)$ [10, p. 34], that can therefore be found deterministically in $O(n^3 \log^2 n)$ time by incremental search. This paper presents a new quantum algorithm that finds a quadratic nonresidue in $O(n \log^2 n)$ deterministic time, independent of the Riemann Hypothesis.

2.1 Notation

The *Jacobi symbol* and *Kronecker symbol* are both generalizations of the Legendre symbol, and share the same notation. Efficient calculations of the Legendre symbol often use these more general forms, and they will be assumed whenever necessary in this paper.

Given a logical statement Q on some number of variables x_0, x_1, \dots , we will use the notation $[Q(x_0, x_1, \dots)]$ for the Boolean function with inputs x_0, x_1, \dots whose output is 1 or 0, dependent on whether $Q(x_0, x_1, \dots)$ is True (1) or False (0).

For an integer variable x , the bit variables x_i will be defined from the binary form of $x = x_n \cdots x_2 x_1 x_0$, with x_0 being the least significant bit. Using this notation, we can express the parity function as $[x \text{ is odd}] = x_0$.

2.2 Basic number theory for quadratic residues

Recall the following facts about quadratic residues for an odd prime p :

$$\left| \left\{ a \in \mathbb{Z}/p\mathbb{Z} : \left(\frac{a}{p} \right) = 1 \right\} \right| = \frac{p-1}{2} \quad (2)$$

$$\left| \left\{ a \in \mathbb{Z}/p\mathbb{Z} : \left(\frac{a}{p} \right) = -1 \right\} \right| = \frac{p-1}{2} \quad (3)$$

$$\left(\frac{-1}{p} \right) = (-1)^{\frac{p-1}{2}} = \begin{cases} 1 & \text{if } p \equiv 1 \pmod{4} \\ -1 & \text{if } p \equiv 3 \pmod{4} \end{cases} \quad (4)$$

$$\left(\frac{2}{p} \right) = (-1)^{\frac{p^2-1}{8}} = \begin{cases} 1 & \text{if } p \equiv 1, 7 \pmod{8} \\ -1 & \text{if } p \equiv 3, 5 \pmod{8} \end{cases} \quad (5)$$

Using equations (4) and (5), we see that -1 or 2 is a quadratic nonresidue unless $p \equiv 1 \pmod{8}$. Thus the primes for which finding a quadratic nonresidue is nontrivial are congruent to $1 \pmod{8}$.

Lemma 1. *Let p be prime such that $p \equiv 1 \pmod{4}$. If we take $1, 2, \dots, p-1$ as our nonzero congruence class representatives, then half of the quadratic nonresidues are even and half are odd.*

Proof. By (4), -1 is a quadratic residue when $p \equiv 1 \pmod{4}$. Thus if x is a quadratic nonresidue, then $-x \equiv p-x \pmod{p}$ is also a quadratic nonresidue. Since p is odd, x and $p-x$ have different parities, and $x \neq p-x$. Therefore, every odd quadratic nonresidue has a unique matching even nonresidue. Using (3), the number of nonresidues is $\frac{p-1}{2}$. Thus the number of odd (respectively even) nonresidues is $\frac{p-1}{4}$. \square

It should be noted that there are additional number theoretic techniques that can be used to help us find quadratic nonresidues.

Lemma 2. *Let $p \equiv 1 \pmod{4}$ be prime, and let q be an odd prime less than p . Then $\left(\frac{q}{p} \right) = \left(\frac{p \bmod q}{q} \right)$.*

Proof. Using Gauss's quadratic reciprocity and the fact that $p \equiv 1 \pmod{4}$, we see that

$$\left(\frac{q}{p} \right) = (-1)^{\frac{p-1}{2} \cdot \frac{q-1}{2}} \left(\frac{p}{q} \right) = \left(\frac{p}{q} \right) = \left(\frac{p \bmod q}{q} \right).$$

Lemma 2 implies that q is a quadratic nonresidue of p if and only if $p \bmod q$ is a quadratic nonresidue of q . This can be used to find classes of primes p where $3, 5, 7$, or some other small prime is a quadratic nonresidue. For example, if $p \equiv 1 \pmod{4}$ and $p \equiv 2 \pmod{3}$, then 3 is a quadratic nonresidue modulo p . Results like this would improve a classical search, but we are going to disallow this approach and other number theoretic boosts, since they fail to solve the problem in all cases, and reduce the number of interesting primes to use in our classical/quantum comparison.

3 GROVER'S ALGORITHM

In 1996, Lov Grover [11] devised an unstructured search algorithm using amplitude amplification. In the case of finding a single marked entry out of N , Grover's algorithm reduces the number of black box queries from $O(N)$ to $O(\sqrt{N})$. When the acceptable answer space has size k , the expected number of black box queries drops from $O(N/k)$ to $O(\sqrt{N/k})$.

Each step of Grover's algorithm involves flipping the signs of the amplitudes of the marked states and then inverting about the mean.

3.1 Inversion about the mean

Although Grover's algorithm uses only real amplitudes, the inversion about the mean holds for complex numbers and is a 2D inversion about a point. Let $\bar{\alpha}$ be the mean of the amplitudes of a given state.

$$\bar{\alpha} = \frac{1}{2^n} \sum_{x=0}^{2^n-1} \alpha_x.$$

The inversion step of Grover's algorithm proceeds as follows.

- 1) Initial state before inversion

$$\sum_{x=0}^{2^n-1} \alpha_x |x\rangle$$

- 2) Quantum Hadamard Transform

$$\sum_{x=0}^{2^n-1} \frac{\alpha_x}{2^{n/2}} \sum_{y=0}^{2^n-1} (-1)^{x \cdot y} |y\rangle$$

- 3) Negate $|0\rangle$

$$\left(\sum_{x=0}^{2^n-1} \frac{\alpha_x}{2^{n/2}} \sum_{y=0}^{2^n-1} (-1)^{x \cdot y} |y\rangle \right) - \sum_{x=0}^{2^n-1} \frac{\alpha_x}{2^{n/2}} \cdot 2 |0\rangle$$

- 4) Quantum Hadamard Transform

$$\sum_{x=0}^{2^n-1} \alpha_x |x\rangle - 2\bar{\alpha} \sum_{x=0}^{2^n-1} (-1)^{x \cdot 0} |x\rangle$$

- 5) Change global phase by -1 (NOP)

$$\sum_{x=0}^{2^n-1} (2\bar{\alpha} - \alpha_x) |x\rangle$$

Thus inversion about the mean maps each amplitude

$$\alpha_x \mapsto 2\bar{\alpha} - \alpha_x.$$

In using a inversion about the mean to find quadratic nonresidues, we will use complex amplitudes.

4 AMPLIFY QUADRATIC NONRESIDUES

It is well known that a single Grover iteration can amplify one of four states to probability one of observation. In general, Grover iterations only use real amplitudes and do not tend to perfectly amplify the target states. By using complex amplitudes and balancing the even and odd nonresidues with each other, we can ensure perfect amplification after a deterministic number of steps.

Let n be the least integer such that $2^n > p$ and let $N = 2^n$. By varying the Grover step slightly, we may deterministically generate quadratic nonresidues for $p \equiv 1 \pmod{8}$. Instead of negating the phase, we will rotate the complex phase of the even and odd quadratic nonresidues in such a way that the mean moves to a position that

will send all non-nonresidues ($|0\rangle$, residues and values greater than or equal to p but less than N) to zero upon inversion. It is important to restrict the rotation to quadratic nonresidues less than p . The distribution of residues and nonresidues from p to $2^n - 1$ is unknown and is not guaranteed to be equally partitioned.

Note that after the inversion, all nonresidues will have equal probability of being seen, and that all are equally likely to be observed.

4.1 Example: Amplify the nonresidues for $p = 41$, $N = 64$

In this example, we will use QNR to denote *quadratic nonresidues*.

- 1) Initialize all 64 values ($|0\rangle, \dots, |63\rangle$) in an equal superposition. Since all values have an amplitude of $1/8$, the target mean will be $1/16$. Since $p = 41$, there are 20 QNRs, of which 10 are even and 10 are odd.

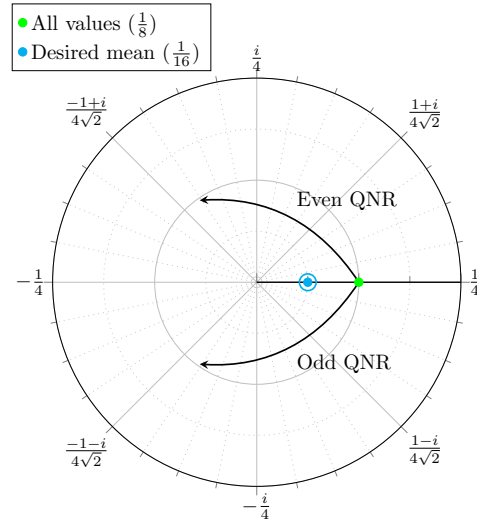


Fig. 1. Rotate QNRs, even by θ and odd by $-\theta$.

- 2) Let $\theta = \arccos(-3/5)$. The even QNRs will be rotated by θ and the odd QNRs will be rotated by $-\theta$ (figure 1). After rotation, the even/odd QNR amplitudes are $-\frac{3}{40} \pm \frac{i}{10}$. In calculating the mean, the imaginary components of the even and

odd quadratic nonresidues will exactly cancel each other. The remaining average on the real line is thus

$$\frac{1}{64} \left(20 \cdot \left(-\frac{3}{40} \right) + 44 \cdot \frac{1}{8} \right) = \frac{1}{16}.$$

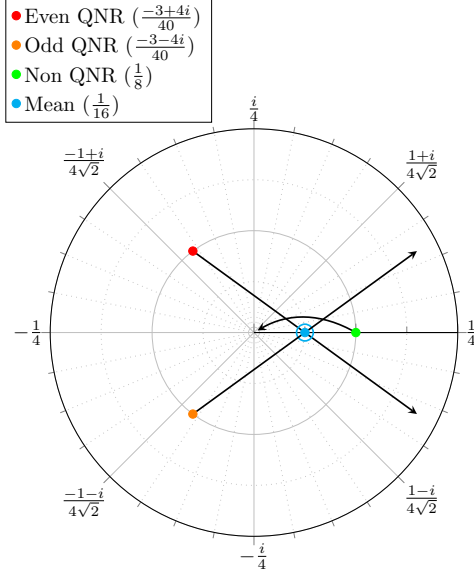


Fig. 2. Invert about the mean.

- 3) Invert all complex amplitudes about the mean. Each amplitude a will invert to $2(\frac{1}{16}) - a$ (figure 2). In particular, $\frac{1}{8}$ inverts to zero, and the other amplitudes do not.

After inversion, all of the nonresidues are equally likely to be observed (figure 3). Although their phases are different, the magnitudes of their amplitudes are identical, and the magnitude dictates the probability of observation.

4.2 Computing the angle of rotation

To find the correct angle of rotation for a given prime, we need to find the angle which moves the mean of the amplitudes to half of the amplitude of the equal superposition. Since the imaginary component of the mean will be zero, we seek the real component a for the $(p-1)/2$ QNRs.

$$a \left(\frac{p-1}{2} \right) + 1 \cdot \left(2^n - \frac{p-1}{2} \right) = \frac{1}{2} \cdot 2^n$$

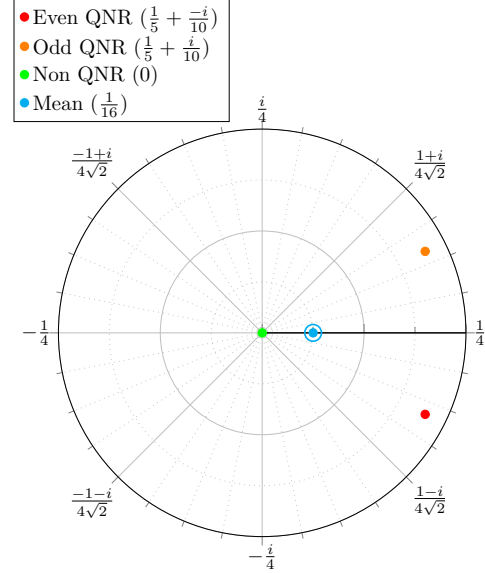


Fig. 3. Final position where only QNRs have nonzero (albeit complex) amplitude.

Solving for a gives

$$a = 1 - \frac{2^n}{p-1}$$

and thus the angle of rotation is

$$\theta = \arccos \left(1 - \frac{2^n}{p-1} \right). \quad (6)$$

4.3 Amplitude before and after inversion

In an equal superposition of $N = 2^n$ states, each state has amplitude $1/\sqrt{N}$. After a rotation by $\pm\theta$, the quadratic nonresidues have amplitude

$$\frac{1}{\sqrt{N}} e^{\pm i\theta}.$$

Since θ was chosen to move the amplitude mean from $\frac{1}{\sqrt{N}}$ to $\frac{1}{2\sqrt{N}}$, inversion about the mean maps the nonresidue amplitudes to

$$2 \frac{1}{2\sqrt{N}} - \frac{1}{\sqrt{N}} e^{\pm i\theta} = \frac{1}{\sqrt{N}} (1 - e^{\pm i\theta}).$$

Since over half of the amplitudes were sent to 0 in the inversion, the nonresidue amplitude length

must have increased. The new amplitudes of the $\frac{p-1}{2}$ nonresidues have squared length

$$\begin{aligned} & \frac{1}{N} ((1 - \cos \pm\theta)^2 + (\sin \pm\theta)^2) \\ &= \frac{2}{N} (1 - \cos \theta) \\ &= \frac{2}{N} \left(\frac{N}{p-1} \right) \\ &= \frac{2}{p-1}. \end{aligned}$$

5 ALGORITHMIC COMPLEXITY

5.1 Complexity classes

Early attempts to find a quantum analog for P led to the definition of Exact Quantum Polynomial Time (EQP) [12]. Unfortunately, which algorithms EQP deemed deterministic polynomial time depended on the finite generating set chosen. In practice, researchers found BQP, the quantum analog of BPP, more useful for discussing what a quantum computer can do efficiently.

In an effort to talk about what a quantum computer can do efficiently in deterministic time, the complexity class EQP_K was introduced [13]. EQP_K allows for controlled unitary gates U on a single qubit where the coefficients of U are from a set K . In practice, the interesting cases come when K is infinite. For finding quadratic nonresidues, we are interested in the case where $K = \mathbb{C}$. Note that the coefficients for U may be drawn from \mathbb{Q} instead of \mathbb{C} [13]. The discrete logarithm problem over $\mathbb{Z}/p\mathbb{Z}$ is in $\text{EQP}_{\mathbb{Q}}$ [14].

Although using an infinite generating set might seem bad, the Solovay-Kitaev theorem [15] proves the single qubit unitary gates can be approximated with exponential precision in polynomial time from a reasonable finite generating set. A more efficient implementation of this idea can be found in [16].

We will show that the quadratic nonresidue algorithm is in $\text{EQP}_{\mathbb{C}}$.

5.2 QC algorithm for finding QNRs in deterministic polynomial time

Let $M(n)$ be the time required to multiply two n bit numbers. The entire algorithm will

have complexity equal to the Jacobi symbol, $O(M(n) \log n) = O(n \log^2 n)$ [8], [9].

Given a prime $p \equiv 1 \pmod{8}$, we define the following for use in algorithm 1.

$$N/2 < p < N = 2^n,$$

$$\theta = \arccos \left(1 - \frac{N}{p-1} \right),$$

x_0 is the low bit of x ,

$$\begin{aligned} f(x) &= \left[\left(\frac{x}{p} \right) = -1 \text{ and } 0 \leq x < p \right] \\ &= \begin{cases} 1 & \text{if } x < p \text{ is a quadratic nonresidue,} \\ 0 & \text{otherwise.} \end{cases} \end{aligned}$$

Even though we want to rotate the even QNRs by θ and the odd QNRs by $-\theta$, for most quantum computers it is likely to be less work to rotate the odd QNRs by -2θ and then rotate all QNRs by θ . This is reflected in the algorithm.

6 A TEST FOR NISQ DEVICES

In deterministic polynomial time, algorithm 1 creates a distribution for a given prime $p \equiv 1 \pmod{8}$ where only the quadratic nonresidues of p are observed and their observation is uniform. Any classical deterministic polynomial time algorithm capable of the same would solve a problem that has eluded mathematicians since Gauss [7]. We define a test based on the minimal resources needed by a quantum computer to create this distribution and evaluate how well a classical computer could do with similar restrictions.

We then use this as a benchmark to judge how well a particular NISQ performs. The two properties we will evaluate are:

- The frequency of QNRs produced.
- The uniformity of the distribution of the observed QNRs.

Exceeding the classical bound also provides evidence that the NISQ is doing something quantum.

Algorithm 1 Quantum deterministic polynomial time algorithm for uniformly sampling quadratic nonresidues of a prime $p \equiv 1 \pmod 8$. Let n, N, θ, x_0 and $f(x)$ be defined as in section 5.2.

[1] $[O(n)]$ Apply $H^{\otimes n}$ to $|0\rangle^{\otimes n}$ (Hadamard transform).

$$\frac{1}{\sqrt{N}} \sum_{x=0}^{N-1} |x\rangle$$

[2] $[O(M(n) \log n)]$ Compute Jacobi symbol indicator.

$$\frac{1}{\sqrt{N}} \sum_{x=0}^{N-1} |x\rangle \left| \left[\left(\frac{x}{p} \right) = -1 \right] \right\rangle$$

[3] $[O(n)]$ Compute the indicator for $[x < p]$ [17].

$$\frac{1}{\sqrt{N}} \sum_{x=0}^{N-1} |x\rangle \left| \left[\left(\frac{x}{p} \right) = -1 \right] \right\rangle | [x < p] \rangle$$

[4] $[O(1)]$ Rotate odd QNRs less than p by -2θ , conditioned on $[x < p]$, $\left[\left(\frac{x}{p} \right) = -1 \right]$, and x_0 .

$$\frac{1}{\sqrt{N}} \sum_{x=0}^{N-1} e^{-i2\theta f(x)x_0} |x\rangle \left| \left[\left(\frac{x}{p} \right) = -1 \right] \right\rangle | [x < p] \rangle$$

[5] $[O(1)]$ Rotate all QNRs less than p by θ , conditioned on $[x < p]$ and $\left[\left(\frac{x}{p} \right) = -1 \right]$.

$$\frac{1}{\sqrt{N}} \sum_{x=0}^{N-1} e^{i\theta f(x)(1-2x_0)} |x\rangle \left| \left[\left(\frac{x}{p} \right) = -1 \right] \right\rangle | [x < p] \rangle$$

[6] $[O(M(n) \log n)]$ Uncompute indicator functions.

$$\frac{1}{\sqrt{N}} \sum_{x=0}^{N-1} e^{i\theta f(x)(1-2x_0)} |x\rangle$$

[7] $[O(n)]$ Use a Grover step to invert about the mean $\alpha = \frac{1}{2\sqrt{N}}$.

$$\frac{1}{\sqrt{N}} \sum_{x=0}^{N-1} \left(1 - e^{i\theta f(x)(1-2x_0)} \right) |x\rangle$$

[8] $[O(n)]$ Observe a quadratic nonresidue modulo p . This observation samples uniformly among all quadratic residues modulo p .

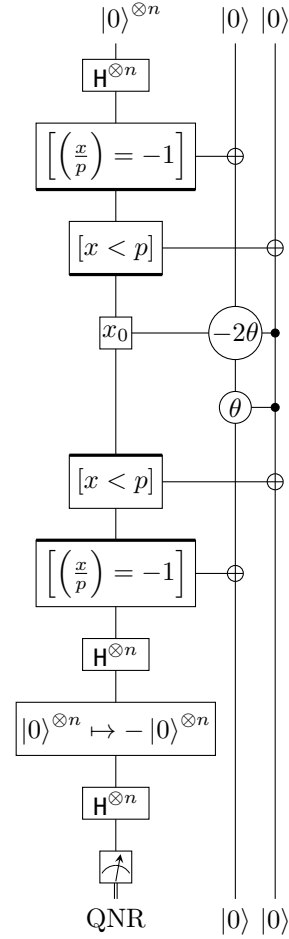


Fig. 4. Wire diagram for algorithm 1 for sampling quadratic nonresidues

6.1 Comparing quantum and classical resources

How should two computers be given “equal resources” if the computers have fundamentally different building blocks? Essentially, we need to agree on how to compare apples and oranges. Since a quantum computer (QC) is supposed to be more powerful than a classical computer, some of the equivalences may seem unfair. But the spirit of this comparison is to evaluate actions on each computer that take roughly the same amount of work. We propose the following rationale for

judging the classical and quantum algorithms presented to have relatively similar difficulty.

- **Hadamard vs. random** $H^{\otimes n}$ can be used to generate an n -bit random number on a QC. Allowing the classical computer access to a random oracle is roughly comparable to allowing the QC to perform a Hadamard transform in a single time slice, which can be used for the same purpose.
- **Jacobi symbol** This is the bulk of the computation done in both worlds. The QC is required to perform the computation reversibly.
- **Controlled phase rotation** There isn't a good classical analogue for phase rotations, but they are also a very small part of the quantum computation. One controlled and one doubly controlled qubit rotation will be used by the QC.
- **Compute** $[x < p]$ The quantum algorithm requires this simple computation to target quadratic nonresidues less than p . Classically, this may be used to reduce a random n -bit number to a random integer $0 \leq x < p$, but it would do so in a non-uniform way.
- **Compute rotation angle** This simple classical computation provides the angle of rotation θ needed by the QC. We allow the classical computer to use this result as well, but it doesn't seem to be useful.

Of course, some may feel this isn't a fair comparison and propose something different. One quibble might be that the NISQ is allowed to perform a computation and an uncomputation of the Jacobi symbol, whereas the classical computer only gets to perform a single computation. To even things up, one suggestion might be to compare a NISQ to a classical computer with two calls to a Jacobi symbol oracle. This is a reasonable alternative that will raise the threshold for the NISQ to beat. For the purposes of this paper, we just compare a single Jacobi symbol calculation.

6.2 The restricted classical test for finding quadratic nonresidues

Let N be the smallest power of 2 greater than p . The deterministic polynomial time quantum algorithm for finding a quadratic nonresidue modulo p consists of three n -qubit Hadamard transforms, one doubly controlled phase rotation, one singly controlled qubit phase rotation, one phase flip of the zero state, and the computation/uncomputation of $[(\frac{x}{p}) = -1]$ and $[x < p]$.

This computation is dominated by computing the Jacobi symbol. The quantum algorithm does not use any further number theoretic facts to find a quadratic nonresidue in deterministic polynomial time.

Algorithm 2 provides a classical approach to finding a quadratic nonresidue restricted to single Jacobi symbol evaluation and a source of randomness. This simple algorithm will succeed 75% of the time. Beating this threshold gives evidence that something interesting is happening on our NISQ, since it is unknown how to asymptotically succeed more than 75% of the time classically with the given computational restrictions.

Algorithm 2 (Classical) Randomized deterministic polynomial time algorithm for finding a quadratic nonresidue modulo a prime p using a single Jacobi symbol calculation.

- 1) Choose a random x in $\{1, \dots, p-1\}$.
 - 2) Compute the Jacobi symbol for x .
 - 3) If $(\frac{x}{p}) = -1$, return x .
 - 4) Else, choose a random y in $\{1, \dots, p-1\}$.
 - 5) Return y .
-

6.3 The restricted quantum test for finding quadratic nonresidues

Given a prime $p \equiv 1 \pmod{8}$, we define the following for use in algorithm 1.

$$N/2 < p < N = 2^n,$$

$$\theta = \arccos\left(1 - \frac{N}{p-1}\right),$$

x_0 is the low bit of x ,

$$f(x) = \left[\left(\frac{x}{p} \right) = -1 \text{ and } 0 \leq x < p \right] \\ = \begin{cases} 1 & \text{if } x < p \text{ is a quadratic nonresidue,} \\ 0 & \text{otherwise.} \end{cases}$$

A perfect quantum computer would observe a quadratic nonresidue 100% of the time, beating the bound of 75% for the restricted classical computer. A NISQ exceeding the 50% bound illustrates that it is doing something better than a completely noisy calculation. A NISQ exceeding the 75% bound illustrates a power in excess of what a classical computer can do with a similar resource restriction and gives some evidence that the NISQ is doing something quantum.

7 FERMAT PRIMES

Some primes may have an easier θ rotation for nascent NISQ devices to implement. We explore one of these prime classes, hoping that future sophisticated NISQ devices will require no such crutch. Consider primes of the form $2^m + 1$. If m has an odd factor $a > 1$, then $2^{m/a} + 1$ divides $2^m + 1$. Thus if $2^m + 1$ is prime, m must be a power of 2. Primes of the form $2^{2^n} + 1$ are called Fermat primes. Unfortunately, there are only five known Fermat primes:

$$\begin{aligned} F_0 &= 2^1 + 1 = 3 \\ F_1 &= 2^2 + 1 = 5 \\ F_2 &= 2^4 + 1 = 17 \\ F_3 &= 2^8 + 1 = 257 \\ F_4 &= 2^{16} + 1 = 65537 \end{aligned}$$

The first two Fermat primes, 3 and 5, are not congruent to 1 mod 8, and thus not “hard”. The remaining Fermat primes, 17, 257, and 65537, provide three excellent QNR test candidates.

Although it is unknown if there are any more Fermat primes, the smallest Fermat number of unknown primality [18] is F_{33} , which is a staggeringly large 8-gigabit number. Even if F_{33} were prime (which most mathematicians do not believe to be true), any NISQ capable of running a QNR test on F_{33} would be stretching the definition of “Intermediate Scale”.

F_n requires $2^n + 1$ bits to represent. Using $N = 2^{2^n+1}$, for a Fermat prime, the angle of rotation turns out to be exactly π , which is easy to implement since it is just a phase flip.

$$\theta = \arccos \left(1 - \frac{2^{2^n+1}}{(2^{2^n} + 1) - 1} \right) \quad (7)$$

$$= \arccos(-1) = \pi. \quad (8)$$

Recall that, since $F_n \equiv 1 \pmod{4}$, -1 is a quadratic residue. Since $2^{2^n} \equiv -1$ is a quadratic residue of F_n , all quadratic nonresidues for F_n will be less than 2^{2^n} , and thus all potential quadratic nonresidues require only 2^n bits to represent.

Exactly half of the values $0 \leq x < 2^{2^n}$ will be quadratic nonresidues for F_n . Zero is not typically counted as a regular quadratic residue, but since we are purposely leaving out -1 , zero will take its place so that exactly half the values are quadratic (non)residues. Thus for Fermat primes we can save one bit and rotate the even and odd nonresidues $\pm\pi/2$ instead of $\pm\pi$.

In this restricted case of Fermat primes, $[x < p]$ is 1 on the domain $0 \leq x < 2^{2^n}$. Thus the computation can be further simplified by leaving out the computation of $[x < p]$.

Let g be the Jacobi symbol indicator function as follows for algorithm 3.

$$g(x) = \left[\left(\frac{x}{2^{2^n} + 1} \right) = -1 \right] \text{ where } 0 \leq x < 2^{2^n} \\ = \begin{cases} 1 & \text{if } x \text{ is a quadratic nonresidue of } F_n, \\ 0 & \text{otherwise.} \end{cases}$$

Note that at the conclusion of algorithm 3, the probability amplitude for a state $|x\rangle$ is zero when $g(x) = 0$. The observation samples uniformly among all quadratic nonresidues.

The Fermat primes also share another property that may be useful for minimizing the required NISQ computation. Since exactly half of the values less than 2^{2^n} are quadratic nonresidues, the indicator function for quadratic nonresidues is balanced. This means that there is a permutation $\sigma: \mathbb{Z}_2^n \rightarrow \mathbb{Z}_2^n$ where one of the coordinate functions of σ is the indicator function for quadratic nonresidues.

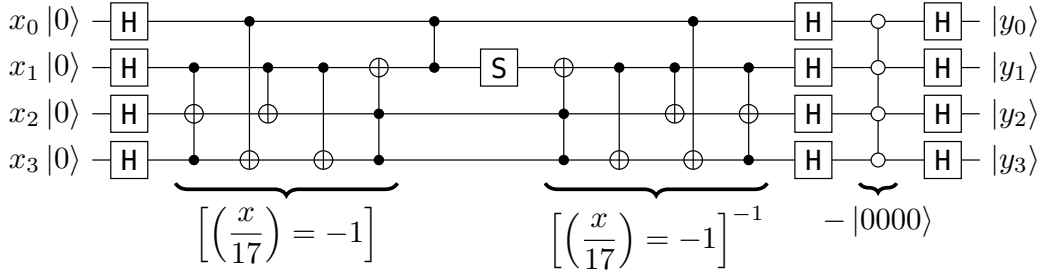


Fig. 5. Full circuit for quadratic nonresidues mod 17.

8 THE FIRST CIRCUIT: FINDING QUADRATIC NONRESIDUES OF 17

The easiest QNR test for a NISQ will be for the prime 17. The goal of this section is to design the easiest challenge problem for a NISQ device. Algorithm 3 and figure 5 both describe the simplified Fermat algorithm. To run the Fermat version of the QNR quantum algorithm we need two subcircuits:

- Jacobi symbol $[(\frac{x}{17}) = -1]$.
- Negate zero state, $|0000\rangle \mapsto -|0000\rangle$.

In designing a test circuit, we should be aware of the limitations of current NISQs. Honeywell, IBM, IonQ, and Rigetti currently provide public access to their quantum hardware. We would like to design a circuit that runs on all of them. The following circuit criteria performs well on all four platforms:

- Decompose all multi-qubit gates except for CNOT and CZ.
- CNOT and CZ gates must be nearest neighbor.
- Allow arbitrary Z rotations in circuit.
- Prefer minimizing scratch space to reducing gate count.

8.1 Computing $[(\frac{x}{17}) = -1]$

Let $Q_{17} = \{x \mid 0 \leq x < 17 \text{ and } (\frac{x}{17}) = -1\}$. Note that $17 \equiv 1 \pmod{4}$ implies -1 is a quadratic residue of 17, and thus $\max(Q_{17}) < 16$. Since $|Q_{17}| = 8$ and $\max(Q_{17}) < 16$, the indicator

function $[x \in Q_{17}] = [(\frac{x}{17}) = -1]$ restricted to four bits is a balanced function, illustrated in table 1. We can avoid using an extra bit of scratch space by computing $[(\frac{x}{17}) = -1]$ in place as part of a permutation. There are many 4-bit permutations that will have $[(\frac{x}{17}) = -1]$ as a coordinate function. Our goal is to find the simplest such permutation.

TABLE 1
Truth table of quadratic nonresidues mod 17.

x_3	x_2	x_1	x_0	x	$[(\frac{x}{17}) = -1]$
0	0	0	0	0	0
0	0	0	1	1	0
0	0	1	0	2	0
0	0	1	1	3	1
0	1	0	0	4	0
0	1	0	1	5	1
0	1	1	0	6	1
0	1	1	1	7	1
1	0	0	0	8	0
1	0	0	1	9	0
1	0	1	0	10	1
1	0	1	1	11	1
1	1	0	0	12	1
1	1	0	1	13	0
1	1	1	0	14	1
1	1	1	1	15	0

As a bit polynomial, $[(\frac{x}{17}) = -1] = x_0x_1 + x_0x_2 + x_1x_2 + x_1x_3 + x_2x_3 + x_0x_1x_3$. Since the indicator function has a cubic term, it requires at least two Toffoli gates. Figure 7 shows a permuta-

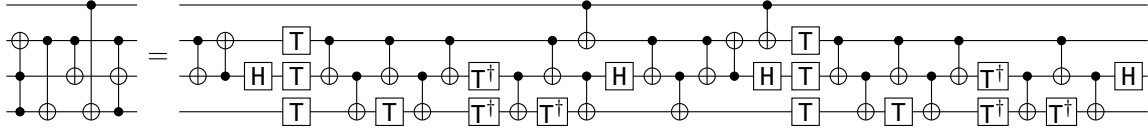


Fig. 6. Nearest neighbor T -gate decomposition of $[(\frac{x}{17}) = -1]^{-1}$.

Algorithm 3 Polynomial time algorithm for uniformly sampling quadratic nonresidues of Fermat primes $F_n = 2^{2^n} + 1$ where $n > 1$.

[1] Initial superposition via Hadamard.

$$\frac{1}{2^{2^n-1}} \sum_{x=0}^{2^{2^n}-1} |x\rangle$$

[2] Compute Jacobi symbol indicator.

$$\frac{1}{2^{2^n-1}} \sum_{x=0}^{2^{2^n}-1} |x\rangle |g(x)\rangle$$

[3] Controlled Z gate on the low bit of x and $g(x)$, which multiplies all odd QNRs by -1 .

$$\frac{1}{2^{2^n-1}} \sum_{x=0}^{2^{2^n}-1} (-1)^{x_0 g(x)} |x\rangle |g(x)\rangle.$$

[4] Perform an S gate on $|g(x)\rangle$, which multiplies all QNRs by i .

$$\frac{1}{2^{2^n-1}} \sum_{x=0}^{2^{2^n}-1} i^{2x_0 g(x)} i^{g(x)} |x\rangle |g(x)\rangle.$$

[5] Uncompute the indicator function g .

$$\frac{1}{2^{2^n-1}} \sum_{x=0}^{2^{2^n}-1} i^{(2x_0+1)g(x)} |x\rangle.$$

[6] Perform a Hadamard transform, negate $|0\rangle$ and then perform another Hadamard transform. This Grover step inverts all states about the mean.

$$\frac{1}{2^{2^n-1}} \sum_{x=0}^{2^{2^n}-1} (1 - i^{(2x_0+1)g(x)}) |x\rangle.$$

[7] Observe a quadratic nonresidue of F_n .

tion circuit¹ using only two Toffoli gates.

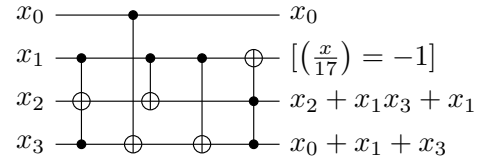


Fig. 7. An indicator permutation for $[(\frac{x}{17}) = -1]$.

Note that the parity wire x_0 was left unchanged. The phases of odd quadratic nonresidues can now be flipped by a controlled- Z gate between the x_0 and x_1 wires.

Since we cannot have Toffoli gates in our final circuit, we search for a nearest neighbor decomposition of the circuit. As we will see shortly, in this particular case, we only need the circuit for $[(\frac{x}{17}) = -1]^{-1}$. Figure 6 was found using a computer search and the nearest neighbor decomposition of a Toffoli gate from [20].

8.2 Negating the phase of the $|0000\rangle$

One possible way of negating the phase of $|0000\rangle$ is to negate the entire input and decompose the resulting CCCZ gate. Figure 9 show a decomposition of CCCZ using a CCZ gate, two Toffoli gates, and a scratch qubit.

1. Circuit diagrams created with $\langle \text{q|pic} \rangle$ [19]

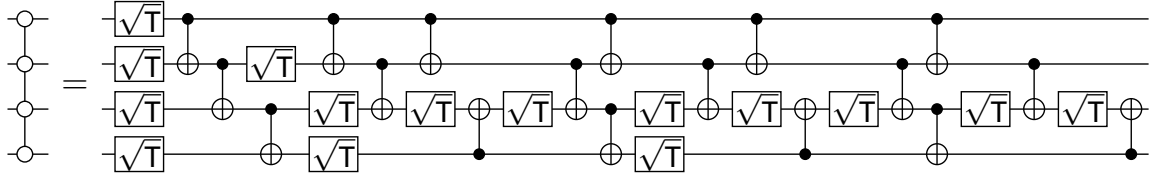


Fig. 8. Nearest neighbor \sqrt{T} -gate decomposition of 4-bit phase flip of $|0\rangle$.

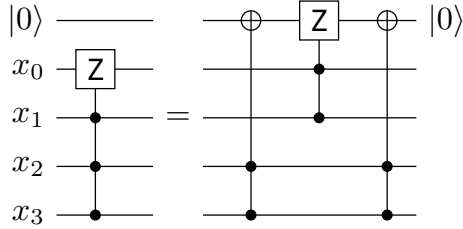


Fig. 9. Toffoli and CCZ decomposition of 4-bit phase flip of $|0000\rangle$.

In practice, using a single extra qubit almost always produced inferior results. We seek to negate the zero state without using any scratch space. Since all of the current NISQs allow for arbitrary phase rotation, we can do this using \sqrt{T} gates ($\pi/16$ rotations).

Recall the elementary symmetric functions

$$\sigma_j(x_1, \dots, x_n) = \sum_{1 \leq i_1 < \dots < i_j \leq n} \prod_{k=1}^j x_{i_k},$$

where $\sigma_0 = 1$ and $\sigma_j = 0$ for $j < 0$ or $j > n$. The variables σ_j is acting on should be clear from context.

8.3 Final circuit

In the decomposition of a CCZ gate into CNOT and T gates, $\pi/8$ rotations are applied to various linear combinations so that the accumulation of the rotations is zero except for $|111\rangle$. We will use the same approach to negate the $|0000\rangle$ state using \sqrt{T} gates. Using the standard decomposition of XOR into the integers, we derive the following relationship between linear combinations and sums of symmetric polynomials.

$$\begin{aligned} a \oplus b &= a + b - 2ab = \sigma_1 - 2\sigma_2 \\ a \oplus b \oplus c &= \sigma_1 - 2\sigma_2 + 4\sigma_3 \\ a \oplus b \oplus c \oplus d &= \sigma_1 - 2\sigma_2 + 4\sigma_3 - 8\sigma_4 \end{aligned}$$

When a phase rotation is applied to a linear combination, the result can be expressed as a root of unity raised to the polynomial associated with the linear combination. Summing over each set of nonzero linear combinations by Hamming weight yields

$$\begin{aligned} \sum_i x_i &= \sigma_1 \\ \sum_{i < j} x_i \oplus x_j &= 3\sigma_1 - 2\sigma_2 \\ \sum_{i < j < k} x_i \oplus x_j \oplus x_k &= 3\sigma_1 - 4\sigma_2 + 4\sigma_3 \\ x_1 \oplus x_2 \oplus x_3 \oplus x_4 &= \sigma_1 - 2\sigma_2 + 4\sigma_3 - 8\sigma_4 \end{aligned}$$

with a total sum of

$$8(\sigma_1 - \sigma_2 + \sigma_3 - \sigma_4).$$

Consider the product of $x_i + 1$ on four variables,

$$\prod_{i=1}^4 (x_i + 1) = 1 + \sigma_1 + \sigma_2 + \sigma_3 + \sigma_4.$$

For boolean inputs, the result is odd if and only if all $x_i = 0$. Note that

$$8(\sigma_1 + \sigma_2 + \sigma_3 + \sigma_4) \equiv 8(\sigma_1 - \sigma_2 + \sigma_3 - \sigma_4) \pmod{16},$$

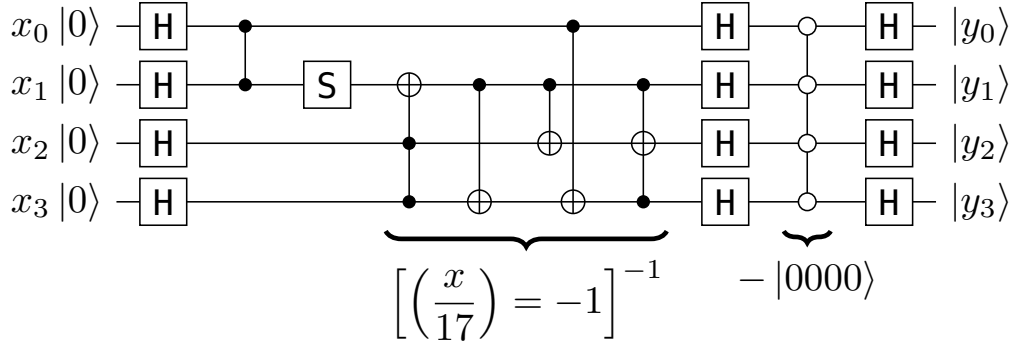


Fig. 10. Reduced circuit for quadratic nonresidues mod 17.

and the value is $8 \pmod{16}$ for all nonzero boolean input and $0 \pmod{16}$ for the all zero input.

Thus, applying a phase rotation of $\pi/16$ to every nonzero linear combination results in a -1 phase being applied to all vectors except $|0000\rangle$, which is global phase equivalent to just negating the phase on $|0000\rangle$.

Figure 8 shows a nearest neighbor decomposition that negates $|0000\rangle$. It was found by computer search, and is not guaranteed to be optimal.

The circuit of figure 5 generates quadratic nonresidues of 17.

One surprising optimization that can be done immediately is the removal of the forward path of the $[(\frac{x}{17}) = -1]$ permutation. After the initial Hadamard transform, all of the x_i qubits are in the $|+\rangle$ state. Any Toffoli or CNOT gate that targets a $|+\rangle$ gate does nothing, since NOT applied to $|+\rangle$ is still $|+\rangle$. Thus we only have to uncompute the $[(\frac{x}{17}) = -1]$ permutation. Figure 10 shows the simplified circuit.

The circuit in figure 10 can likely be simplified further, but the circuit should already be within the realm of something a very basic NISQ could execute.

9 THE P/poly PROBLEM

When writing small programs for a quantum computer, there is a tendency to spend a lot of time optimizing the circuit. Finding the simple circuit above for Q_{17} is an example of that. In

general, this changes the complexity class for a polynomial time algorithm from P to P/poly. P/poly contains algorithms that run in polynomial time that have received polynomial-sized advice. Finding a quadratic nonresidue lies in randomized polynomial time, RP, which is contained in P/poly [21].

Algorithm 4 (Classical) Deterministic polynomial time algorithm for finding random QNRs with advice and a random source.

- 1) Let $a = f(p)$ be a quadratic nonresidue provided by advice function.
 - 2) Choose a random $r \in 1, 2, \dots, p-1$.
 - 3) Return $ar^2 \pmod{p}$.
-

Algorithm 4 samples uniformly from the quadratic nonresidues modulo p . P/poly doesn't put a bound on how much work was done to create the function that provides the advice. So to be fair, we should tread lightly when it comes to how much work we allow in the optimization of a particular quantum circuit if we are not going to allow similar preprocessing work on the classical side.

Ideally, a fair quantum QNR test should have the following properties:

- 1) The initial circuit should be derived from a general algorithm like algorithm 1.
- 2) All circuit optimizations should be drawn from an established set of general optimizations.

- 3) Any circuit translation to gates particular to a specific NISQ device should also be derived from an established set of general conversions for that NISQ.
- 4) A classical computer should not be able to use any part of the quantum circuit to find quadratic nonresidues in deterministic polynomial time.

For $p = 17$, the exhaustive search to find a permutation that calculated $[(\frac{x}{17}) = -1]$ as one of the output wires inadvertently encoded what it meant to be a quadratic nonresidue for $p = 17$. Consider figure 11, which is the indicator circuit (figure 7) reversed. Any three bits a, b, c with a 1 on the second wire will produce a quadratic nonresidue. Thus, this circuit classically solves the problem for $p = 17$.

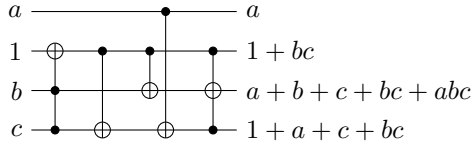


Fig. 11. Reversed circuit that generates quadratic nonresidues mod 17.

For this reason, the circuit of figure 10 fails property 4 of our fairness requirements. In fact, any 4-bit permutation that calculates $[(\frac{x}{17}) = -1]$ on an output wire, can be used to generate quadratic nonresidues for $p = 17$ using exactly the same trick.

This trick does not solve the problem of finding quadratic nonresidues in general. We expect algorithms that calculate the Jacobi symbol for arbitrary $p \equiv 1 \pmod{8}$ to produce circuits that require scratch space. Those circuits cannot be trivially reversed since we don't know what the value of the internal scratch space will be when the Jacobi symbol is calculated.

10 SCORING CURRENT NISQ DEVICES

Acknowledging the unfairness of the circuit in figure 10, we nevertheless are interested in how well current NISQs perform this new test. A fair circuit for $p = 17$ will likely require more gates

and qubits. Thus, while not ideal, the unfairly optimized circuit will provide a useful lower bound to get things started. The data was collected between June 19, 2021 and August 31, 2021. Table 2 shows the number of days for which data for a completed run was collected from each available device. Not all devices had equal availability or ease of use to run.

TABLE 2
Number of runs completed per device

NISQ	Completed runs
IBM-lima	47
IBM-quito	49
IBM-manila	49
IBM-belem	49
IBM-bogota	38
IBM-athens	10
IBM-santiago	49
IBM-melbourne	10
IBM-x2	33
AZ-IonQ	17
AZ-Honeywell-s1	2
AZ-Honeywell-1.0	1
AWS-IonQ	43
AWS-Rigetti-Aspen-9	43

Figure 12 shows the success rate of 1000 shot runs for various NISQs during experimentation in the summer of 2021. Architectures such as IonQ could benefit from slightly smaller circuits since they do not have a nearest neighbor requirement, but for this comparison, all NISQs were given the same circuit.

Each run consists of 1000 shots, and the score is what percentage of those observations were quadratic nonresidues. The **quantum advantage** line indicates 75% correct, beyond which a quantum computer starts providing evidence of something we don't know how to do classically. The NISQs were tested via three different platforms, IBM, Microsoft Azure (AZ), and Amazon (AWS).

Since the success rate of a run seemed to be fairly consistent on a given day, at most one run per day per device was done. When more longitudinal data is available, it will be interesting to see if the scores degrade over time, or if they stay relatively constant.

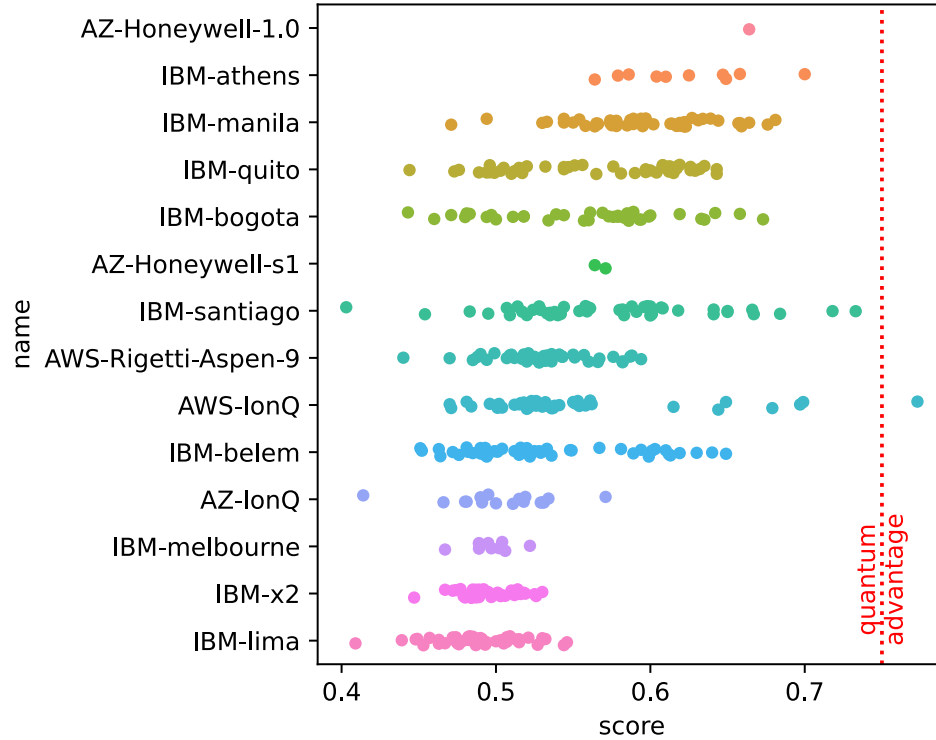


Fig. 12. Success rate of 1000 shot runs on different devices, sorted by median. (June 19-Aug 31, 2021)

Surprisingly, some of the NISQ devices were worse than random, even for multiple runs. Since $|0000\rangle$ and $|1111\rangle$ are both quadratic residues, if a NISQ failed in a biased way towards $|0\rangle$ or $|1\rangle$, it could easily be causally worse than random.

10.1 IBM Usage

The IBM systems were by far the easiest to use. Setting up an account and interacting with the API was very straightforward. The range of accuracy of the IBM devices was surprising. IBM arguably had the best and the worst NISQs tested.

10.2 IonQ Usage

IonQ devices were available via Amazon Web services (AWS) and Microsoft Azure (AZ). The

IonQ device on AWS performed measurably better and obtained the highest observed score. It would be interesting to know why there was a large difference.

10.3 Rigetti Usage

Once the kinks of using AWS were worked out, using the Rigetti system was straightforward. It appears to be a middling performer among the NISQs tested.

10.4 Honeywell Usage

Unfortunately, Honeywell was in the midst of retiring their "1.0" system and bringing up their new "s1" system during the testing period. Frustratingly, the strong single score for the "1.0"

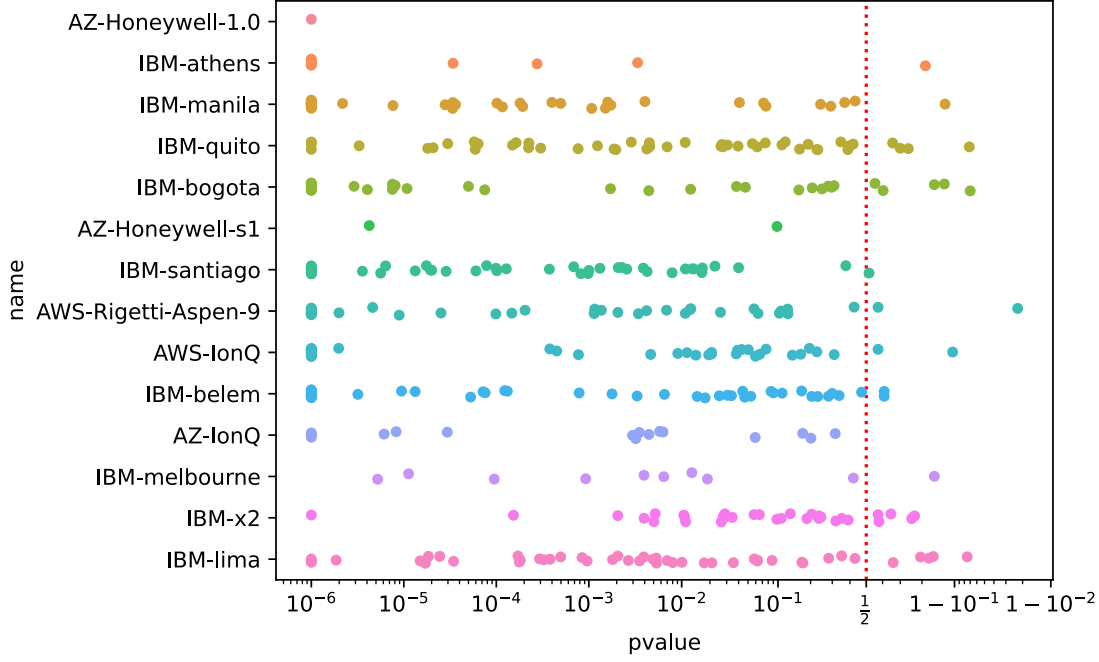


Fig. 13. p -value of 1000 shot runs on different devices, sorted by median. (June 19-Aug 31, 2021)

system begs for more data. The new "s1" system seems to not perform as well as the "1.0" system, but the data here is lacking to make any conclusive judgment.

10.5 Interface usability

- **IBM:** Setup was quick. API interface via scripts was very stable. Clearly the best.
- **AWS:** There were a number of gotchas in the setup of the account and accessing the NISQs. Once everything was setup, the API interface via scripts was stable.
- **Azure:** This was the hardest to setup and the least friendly to API usage via a script. Twice during the testing period, my scripts stopped working and I had to debug the interface.

11 SUCCEEDING UNIFORMLY

It is not enough for a NISQ to produce quadratic nonresidues at a high success rate, but it should do so uniformly. If a NISQ has a particular failure bias, and that bias favors a particular set of QNRs, this should be considered lucky and not good. For each run of 1000 shots, we calculate the p -value based on the Chi Square test. Given a 1000 shot run, the number of QNR observations will be $k = 1000 * \text{score}$. Let O_i be the number of observations of the i th QNR. Since there are 8 QNRs modulo 17, the expected number of each observed QNR is $E(O_i) = E_i = k/8$. We then calculate the chi-square statistic for our actual observations.

$$\chi^2 = \sum_{i=1}^8 \frac{(O_i - k/8)^2}{k/8}$$

Since we have 8 observations, this will be a chi-square statistic with 7 degrees of freedom. Fol-

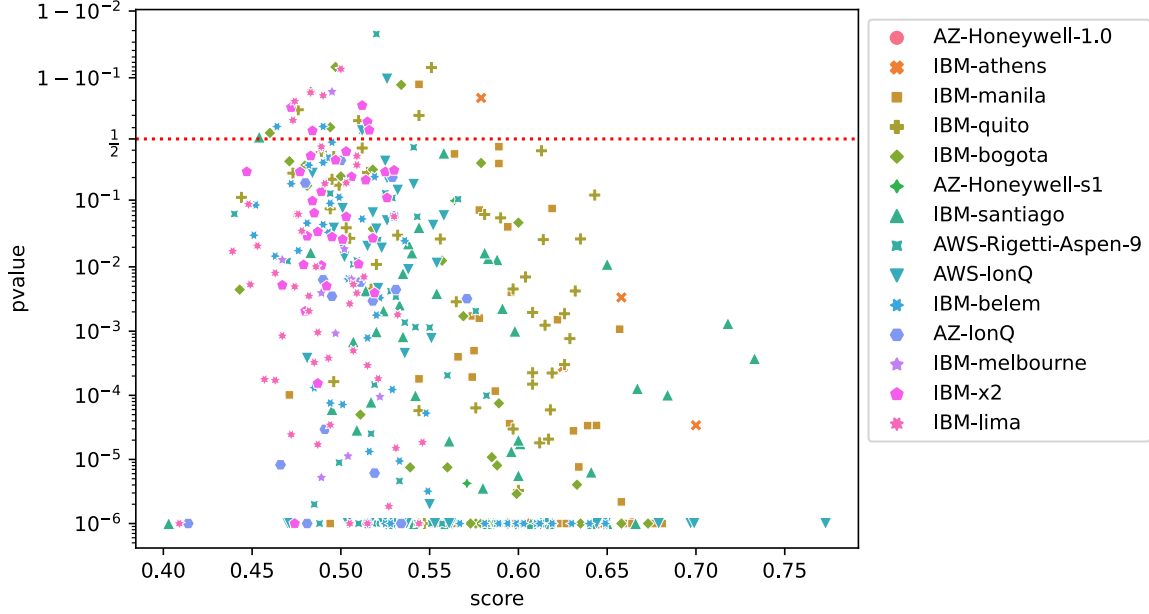


Fig. 14. Scatter plot success rate and p -value per run of 1000 shots. Legend sorted by median or scores. (June 19-Aug 31, 2021)

lowing standard practice, we compute a p -value of our observation, which is the probability that we would see our observation or something more extreme given the assumption that we are sampling from a uniform distribution on 8 elements.

With the uniformity assumption, our p -values will be uniformly distributed from 0 to 1. As we see in figure 13, our samples are very rough, indicating a strong lack of uniformity. Since the area we are interested in is concentrated around $\frac{1}{2}$, p -values less than 10^{-6} are simply truncated to that level.

A NISQ device running the QNR17 test correctly should not favor any particular QNR or set of QNRs over the others. From this point of view, the single promising result from the Honeywell "1.0" system looks suspect. Since the p -value for uniformity is less than 1 in a million, it seems that the system more likely happened to be failing into a QNR state than running the algorithm with

high fidelity.

For the higher scoring runs, we would like to see increased evidence of uniformity. Instead we see the opposite. Figure 14 shows a significant decrease in the likelihood of uniformity for high scoring runs on the given NISQs. Up to scores of .60, there are still p -values close to $\frac{1}{2}$. After that point, the likelihood of any run being uniform is very low.

Additionally, it should be noted that nearly half of the runs had a p -value of less than 10^{-6} . This indicates that however the devices were failing, they were failing in a biased way with respect to the QNRs.

12 CONCLUSION

We look forward to additional NISQ devices running the algorithm from figure 10 for $p = 17$. Currently, most results are barely above the noise

threshold, and are not yet exceeding 75% regularly. Of the runs that do score well, most have a very low p -value, so they might be succeeding for a causally bad reason. QASM code is included in the appendix for trying out the QNR17 test.

As NISQs improve, algorithms for $p = 41$, $F_4 = 257$, and $F_5 = 65537$ will likely be of interest. For initial evaluations, it is reasonable to use small, unfairly optimized circuits, but we expect to see fair circuits derived from the full algorithm and reduced by a rules-based optimizer as NISQ devices become more capable.

13 ACKNOWLEDGMENTS

Thank you to Dmitri Maslov, John Preskill, Anthony Gamst, and Thomas L. Draper who all provided helpful feedback on early drafts of this paper.

REFERENCES

- [1] F. Centrone, N. Kumar, E. Diamanti, and I. Kerenidis, "Experimental demonstration of quantum advantage for NP verification with limited information," *Nature Communications*, vol. 12, no. 1, Feb 2021. [Online]. Available: <http://dx.doi.org/10.1038/s41467-021-21119-1>
- [2] N. Kumar, I. Kerenidis, and E. Diamanti, "Experimental demonstration of quantum advantage for one-way communication complexity surpassing best-known classical protocol," *Nature Communications*, vol. 10, no. 1, Sep 2019. [Online]. Available: <http://dx.doi.org/10.1038/s41467-019-12139-z>
- [3] J. M. Arrazola, E. Diamanti, and I. Kerenidis, "Quantum superiority for verifying np-complete problems with linear optics," *npj Quantum Information*, vol. 4, no. 1, Nov 2018. [Online]. Available: <http://dx.doi.org/10.1038/s41534-018-0103-1>
- [4] S. Bravyi, D. Gosset, and R. König, "Quantum advantage with shallow circuits," *Science*, vol. 362, no. 6412, p. 308–311, Oct 2018. [Online]. Available: <http://dx.doi.org/10.1126/science.aar3106>
- [5] S. Aaronson and L. Chen, "Complexity-theoretic foundations of quantum supremacy experiments," 2016.
- [6] S. Boixo, S. Isakov, V. Smelyanskiy, R. Babbush, N. Ding, Z. Jiang, M. J. Bremner, J. Martinis, and H. Neven, "Characterizing quantum supremacy in near-term devices," *Nature Physics*, vol. 14, p. 595–600, 2018. [Online]. Available: <https://www.nature.com/articles/s41567-018-0124-x>
- [7] C. F. Gauss, "Disquisitiones arithmeticae," 1801.
- [8] R. P. Brent and P. Zimmerman, "An $O(M(n) \log n)$ algorithm for the jacobi symbol," *CoRR*, vol. abs/1004.2091, 2010. [Online]. Available: <http://arxiv.org/abs/1004.2091>
- [9] D. Harvey and J. Van Der Hoeven, "Integer multiplication in time $O(n \log n)$," *Annals of Mathematics*, 2020. [Online]. Available: <https://hal.archives-ouvertes.fr/hal-02070778>
- [10] H. Cohen, *A course in computational algebraic number theory*, ser. Graduate Texts in Mathematics. Springer-Verlag, Berlin, 1993, vol. 138.
- [11] L. K. Grover, "A fast quantum mechanical algorithm for database search," in *Proceedings of the Twenty-Eighth Annual ACM Symposium on the Theory of Computing (Philadelphia, Pennsylvania, USA, 1996)*, May 22–24 1996, pp. 212–219.
- [12] E. Bernstein and U. Vazirani, "Quantum complexity theory," *SIAM JOURNAL ON COMPUTING*, pp. 1411–1473, 1997.
- [13] L. M. Adleman, J. Demarrais, and M. dh A. Huang, "Quantum computability," *SIAM JOURNAL OF COMPUTATION*, pp. 1524–1540, 1997.
- [14] M. Mosca and C. Zalka, "Exact quantum Fourier transforms and discrete logarithm algorithms," *International Journal of Quantum Information*, pp. 91–100, 2004.
- [15] C. M. Dawson and M. A. Nielsen, "The Solovay-Kitaev algorithm," 2005.
- [16] P. Selinger, "Efficient Clifford+T approximation of single-qubit operators," *arXiv:quant-ph/1212.6253*, Dec. 2012.
- [17] D. Oliveira and R. Ramos, "Quantum bit string comparator: Circuits and applications," *Quantum Computers and Computing*, vol. 7, 01 2007.
- [18] R. E. Crandall, E. W. Mayer, and J. S. Papadopoulos, "The twenty-fourth Fermat number is composite," *Mathematics of Computation*, vol. 72, no. 243, pp. 1555–1572, 2003.
- [19] T. G. Draper and S. A. Kutin, "(q|pic): Quantum circuits diagrams in L^AT_EX," <http://github.com/qpic/qpic>.
- [20] C. Gidney, "Minimum number of cnots for toffoli with non-adjacent controls (answer:3964)," <https://quantumcomputing.stackexchange.com>.
- [21] L. Adleman, "Two theorems on random polynomial time," in *19th Annual Symposium on Foundations of Computer Science*. IEEE, 1978, pp. 75–83.

APPENDIX**QASM source code**

```
OPENQASM 2.0;
include "qelib1.inc";
```

```
qreg q[4];
creg c[4];
```

```
# Some hadamard gates can be
# cancelled in the beginning.
# h q[0];
h q[1];
h q[2];
h q[3];
# h q[0];
cx q[1],q[0];
h q[0];
s q[1];
cx q[1],q[2];
cx q[2],q[1];
h q[2];
t q[1];
t q[2];
t q[3];
cx q[1],q[2];
cx q[2],q[3];
t q[3];
cx q[1],q[2];
cx q[2],q[3];
tdg q[3];
cx q[1],q[2];
tdg q[2];
cx q[2],q[3];
tdg q[3];
cx q[1],q[2];
cx q[2],q[3];
cx q[0],q[1];
h q[2];
cx q[1],q[2];
cx q[2],q[3];
cx q[1],q[2];
cx q[2],q[1];
cx q[0],q[1];
h q[2];
t q[1];
t q[2];
t q[3];
```

```
cx q[1],q[2];
cx q[2],q[3];
t q[3];
cx q[1],q[2];
cx q[2],q[3];
tdg q[3];
cx q[1],q[2];
tdg q[2];
cx q[2],q[3];
tdg q[3];
cx q[1],q[2];
cx q[2],q[3];
h q[2];
h q[0];
h q[1];
h q[2];
h q[3];
rz(pi/8) q[0];
rz(pi/8) q[1];
rz(pi/8) q[2];
rz(pi/8) q[3];
cx q[0],q[1];
cx q[1],q[2];
cx q[2],q[3];
rz(pi/8) q[1];
rz(pi/8) q[2];
rz(pi/8) q[3];
cx q[0],q[1];
cx q[1],q[2];
rz(pi/8) q[2];
cx q[3],q[2];
rz(pi/8) q[2];
cx q[0],q[1];
cx q[1],q[2];
cx q[2],q[3];
rz(pi/8) q[2];
rz(pi/8) q[3];
cx q[0],q[1];
cx q[1],q[2];
rz(pi/8) q[2];
cx q[3],q[2];
rz(pi/8) q[2];
cx q[0],q[1];
cx q[1],q[2];
cx q[2],q[3];
rz(pi/8) q[2];
cx q[0],q[1];
cx q[1],q[2];
```

```
rz(pi/8) q[2];  
cx q[3],q[2];  
h q[0];  
h q[1];  
h q[2];  
h q[3];  
measure q[0] -> c[0];  
measure q[1] -> c[1];  
measure q[2] -> c[2];  
measure q[3] -> c[3];
```