

Physics-guided Deep Markov Models for Learning Nonlinear Dynamical Systems with Uncertainty

Wei Liu², Zhilu Lai^{1,2*}, Kiran Bacsá^{1,2}, Eleni Chatzi^{1,2}

¹ Chair of Structural Mechanics and Monitoring, Department of Civil, Environmental and Geomatic Engineering, ETH-Zürich, Zürich, Switzerland

² Future Resilient Systems, Singapore-ETH Centre, Singapore

ABSTRACT

In this paper, we propose a probabilistic physics-guided framework, termed Physics-guided Deep Markov Model (PgDMM). The framework is especially targeted to the inference of the characteristics and latent structure of nonlinear dynamical systems from measurement data, where it is typically intractable to perform exact inference of latent variables. A recently surfaced option pertains to leveraging variational inference to perform approximate inference. In such a scheme, transition and emission functions of the system are parameterized via feed-forward neural networks (deep generative models). However, due to the generalized and highly versatile formulation of neural network functions, the learned latent space is often prone to lack physical interpretation and structured representation. To address this, we bridge physics-based state space models with Deep Markov Models, thus delivering a hybrid modeling framework for unsupervised learning and identification for nonlinear dynamical systems. Specifically, the transition process can be modeled as a physics-based model enhanced with an additive neural network component, which aims to learn the discrepancy between the physics-based model and the actual dynamical system being monitored. The proposed framework takes advantage of the expressive power of deep learning, while retaining the driving physics of the dynamical system by imposing physics-driven restrictions on the side of the latent space. We demonstrate the benefits of such a fusion in terms of achieving improved performance on illustrative simulation examples and experimental case studies of nonlinear systems. Our results indicate that the physics-based models involved in the employed transition and emission functions essentially enforce a more structured and physically interpretable latent space, which is essential to generalization and prediction capabilities.

*Further author information: send correspondence to laiz@ethz.ch

This manuscript has been submitted to an international journal for review.

Keywords: Nonlinear system identification; inverse modeling of dynamical systems; uncertainty quantification; state space models; deep learning; deep generative models; variational inference; neural networks; Deep Markov Models.

1. INTRODUCTION

Over the last few decades, machine learning, and deep learning techniques in particular,^{1,2} have been successfully employed in a broad range of challenging applications, such as image/speech recognition,^{3,4} natural language processing,^{5,6} and complex systems modeling.⁷ Deep learning seeks to deliver a representation of data via use of computational models that are composed of multiple processing layers. In this respect, it shares some of the concerns and limitations with the classical approach of system identification,⁸ where the aim is to *learn or infer a predictive model from measured data*. Traditional modeling methods typically rely on differential equations and impose assumptions on the inherent structure of the dynamics, leaving only a few parameters as unknown quantities that are to be inferred. On the other hand, the more recently surfaced machine learning schemes are highly expressive and flexible in learning from raw data, having found wide acceptance in structural dynamics applications.^{9,10} A number of successful applications, which integrate the both fields, i.e., structural system identification and machine learning, are found in existing literature.^{11–18} A key challenge in this respect lies in learning a model that is capable of extrapolation, i.e., one that can accurately predict the system’s behavior for ranges of inputs that extend beyond the training dataset. This implies that the learned model adequately captures the inherent nature of the system. Particularly for the case of nonlinear systems, the behavior of a system can vary significantly for different loading or initial condition regimes.

The observations generated from dynamical systems comprise sequential data (time series signals or image sequences), which form the input for system identification tasks. In deep learning literature, such observations are mainly treated via use of recurrent neural network (RNN) architectures and its gated variants (e.g., gated recurrent units, GRU¹⁹), which offer powerful tools for modeling temporal data. While RNNs form deterministic models, Dynamic Bayesian Networks,^{20,21} accounting for temporal dependencies (such as Hidden Markov Models²²), form probabilistic approaches for learning the structure of generative models and enjoy widespread adoption for sequential data. Very recently, *Dynamical Variational Autoencoders*²³ emerged as a sequential version of variational autoencoders (VAE²⁴), or as a variational version of Dynamical Bayesian Networks, and have been applied to learning the latent space representation for high-dimensional sequential data in an unsupervised manner. These models typically

parameterize the involved distributions by means of deep neural networks, which allow for learning high-dimensional and highly multi-modal distributions. They comprise an inference model (encoder) and a generative model (decoder) and adopt a variational or evidence lower bound (ELBO) maximization methodology, for deriving a best fit model of the dynamic system. Several variants of this class have been proposed, by assuming different schemes to represent the interdependence between the latent and the observed variables, namely Deep Markov Models (DMM),^{25,26} Deep Variational Bayes Filters,²⁷ Kalman Variational Autoencoders,²⁸ Stochastic Recurrent Networks,²⁹ and Variational Recurrent Neural Networks.³⁰

For nonlinear system identification, one does not only look into learning a process that is able to generate the observed variables from given inputs, but more importantly attempts to infer information on the inherent nature (dynamics) of the system. Dynamical VAEs offer potent means in the former, i.e., in the reconstruction of the observed signals,²⁷ and have been exploited in the context of nonlinear dynamical systems identification in a number of works.³¹ However, due to the generalized and highly versatile formulation of neural networks, the learned latent space often lacks a physical interpretation and is often treated as a black-box structure. On the other hand, the availability or inference of a physically interpretable latent space is valuable across a wide range of applications, especially if they are to be used in downstream applications, as for instance decision support.^{32–34}

To tackle the challenge of interpretability, we here build a learning framework for nonlinear dynamical systems by coupling a generative model with an inference model. The generative model is assembled by additively combining a deep generative model with a physics-based state space model, while the inference model adopts the structure of the original DMM, as proposed by Krishnan et al.²⁶ This delivers a hybrid modeling framework for learning the dynamics of nonlinear systems from observations, while dealing with uncertainties relating to both the employed model and the observations/measurements. Specifically, the transition process is boosted with a physics-based term enhanced via addition of a neural network term, which aims to learn the discrepancy between the physics-based model and the actual (monitored) dynamical system. Moreover, the variance terms of the assumed transition and emission distributions are modeled as functions of the latent states and are further parameterized by means of a neural network in order to reflect the uncertainty in the prediction. This leads to the key point of the proposed *Physics-guided Deep Markov Model* (PgDMM): by incorporating prior knowledge of the model structure, i.e., of the underlying physics, into the generative model, the framework encourages a latent space representation that aligns with the expected physics, while a neural network-based discrepancy term accounts for the knowledge that is missing.

The proposed PgDMM framework exploits the expressive power of deep learning, while retaining the driving physics of the dynamical system by partially imposing structure on the latent space. We verify the benefits of this fusion in terms of improving the predictive performance of the trained models on the simulated examples of a nonlinear dynamic pendulum and the problem of fatigue crack growth. We further validate our proposed framework on an experimental dataset, the Silverbox problem, which is broadly used as a nonlinear system identification benchmark. Our results indicate that the structured nature of the employed transition and emission functions essentially shifts the structure of the inferred latent space toward a physically interpretable formulation.

2. BACKGROUND FOR THE PHYSICS-GUIDED DEEP MARKOV MODEL

2.1 Probabilistic graphical models for Nonlinear Dynamics

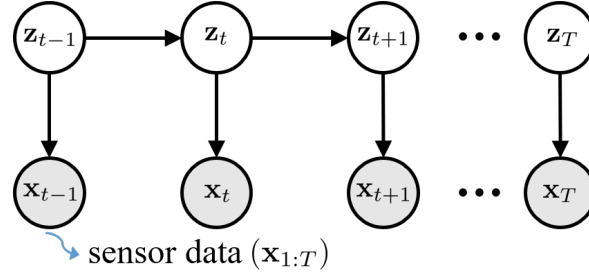


Figure 1: A structured probabilistic graphical model for nonlinear dynamical systems: $\mathbf{z}_{1:T}$ is assumed to be a latent Markovian representation of the observation $\mathbf{x}_{1:T}$.

As illustrated in Figure 1, we consider a discretized nonlinear dynamical system, or process with possible *observations* or *sensor data* $\mathbf{x}_{1:T} = (\mathbf{x}_1, \mathbf{x}_2, \dots, \mathbf{x}_T) \subseteq \mathcal{X} \subseteq \mathbb{R}^{n_x}$ of length T . It is assumed that the observation $\mathbf{x}_{1:T}$ has a latent space representation $\mathbf{z}_{1:T} = (\mathbf{z}_1, \mathbf{z}_2, \dots, \mathbf{z}_T)$, where $\mathbf{z}_t \in \mathcal{Z} \subseteq \mathbb{R}^{n_z}$, is the *latent variable* or *latent state*, which describes the dynamics of the given system. \mathbf{z}_t may also depend on *external inputs* or *actions* $\mathbf{u}_{1:T} = (\mathbf{u}_1, \mathbf{u}_2, \dots, \mathbf{u}_T) \subseteq \mathcal{U} \subseteq \mathbb{R}^{n_u}$, if the system is subjected to external forces. $\mathbf{u}_{1:T}$ is not included in the following derivation for simplicity, unless otherwise noted.

One can account for the uncertainty that is inherent in such a nonlinear dynamical system, where observations stem from measurements and the model itself is not necessarily known, by adopting a structured probabilistic model, where a marginal likelihood function is defined as a probability distribution $p_\theta(\mathbf{x}_{1:T})$ parameterized by $\theta \in \Theta \subseteq \mathbb{R}^{n_\theta}$, where θ designates the vector of all parameters involved in the system model. With the consideration that $\mathbf{x}_{1:T}$ is conditioned

on $\mathbf{z}_{1:T}$, the marginal likelihood function is decomposed as:

$$p_{\theta}(\mathbf{x}_{1:T}) = \int p_{\theta_e}(\mathbf{x}_{1:T}|\mathbf{z}_{1:T})p_{\theta_t}(\mathbf{z}_{1:T})d\mathbf{z}_{1:T}, \quad (1)$$

in which, a *transition model* $p_{\theta_t}(\mathbf{z}_{1:T})$ parameterized by θ_t is considered for describing how the dynamical system (or process equation) evolves over time. Next, an *emission model* $p_{\theta_e}(\mathbf{x}_{1:T}|\mathbf{z}_{1:T})$ parameterized by θ_e is set up for governing the relationship between the observed variables and the latent states. $\theta = \theta_t \cup \theta_e$ designates the vector of all parameters involved in this generative model, resulting as a concatenation of transition and emission parameters. A nonlinear dynamical system is typically represented in the following nonlinear state-space form:³¹

$$\begin{aligned} \mathbf{z}_t &= f_{\theta_t}(\mathbf{z}_{t-1}, \mathbf{u}_t) + \mathbf{w}_t; \\ \mathbf{x}_t &= g_{\theta_e}(\mathbf{z}_t) + \mathbf{v}_t, \end{aligned} \quad (2)$$

where \mathbf{w}_t and \mathbf{v}_t are noise terms that reflect the uncertainties involved in the transition and emission processes, respectively. Motivated by this temporal nature, conditional independence assumptions on transition and emission models are further imposed, as indicated by the structured graphical model shown in Figure 1 and are decomposed as:

$$p_{\theta_t}(\mathbf{z}_{1:T}) = \prod_{t=1}^T p_{\theta_t}(\mathbf{z}_t|\mathbf{z}_{t-1}), \quad \text{transition model} \quad (3a)$$

$$p_{\theta_e}(\mathbf{x}_{1:T}|\mathbf{z}_{1:T}) = \prod_{t=1}^T p_{\theta_e}(\mathbf{x}_t|\mathbf{z}_t), \quad \text{emission model} \quad (3b)$$

Eq.(3a) assumes that $\mathbf{z}_{1:T}$ is Markovian, i.e., that the current state \mathbf{z}_t only depends on the previous state \mathbf{z}_{t-1} , since a Markov process is memoryless. Eq.(3b) implies that the current observation \mathbf{x}_t only depends on the current state \mathbf{z}_t . It is also noted that in Eq.(3), throughout the sequence (from $t = 1$ to $t = T$), the transition and emission models do not change over time (θ_t and θ_e remain constant), i.e., θ_t and θ_e are independent of time t .

The transition and emission models can be flexibly constructed; for example, θ_t and θ_e can be parameters involved in purely physics-based transition and emission models³⁵ or, alternatively, θ_t and θ_e can further correspond to neural networks parameters, as is the case for deep generative models.³⁶

2.2 Learning nonlinear dynamical systems with variational inference

The process of learning a dynamical system from a given training dataset $\mathbf{x}_{1:T}$ can be mathematically formalized as the determination of the vector of parameters θ that are involved in the transition and emission models. This is accomplished by maximizing the marginal log-likelihood function $\log p_\theta(\mathbf{x}_{1:T})$ defined in Eq.(1), following the principle of maximum likelihood estimation. The marginal log-likelihood function is further expressed as follows (the subscripts of $\mathbf{x}_{1:T}$ and $\mathbf{z}_{1:T}$ are dropped here for simplicity):

$$\begin{aligned}\log p_\theta(\mathbf{x}) &= \mathbb{E}_{\mathbf{z} \sim p_\theta(\mathbf{z}|\mathbf{x})}[\log p_\theta(\mathbf{x})] \\ &= \mathbb{E}_{\mathbf{z} \sim p_\theta(\mathbf{z}|\mathbf{x})}[\log p_\theta(\mathbf{x}, \mathbf{z}) - \log p_\theta(\mathbf{z}|\mathbf{x})]\end{aligned}\tag{4}$$

Note that the first equality holds due to the fact that $\log p_\theta(\mathbf{x})$ is deterministic with respect to $p_\theta(\mathbf{z}|\mathbf{x})$. The posterior $p_\theta(\mathbf{z}|\mathbf{x})$ corresponds to the distribution over the latent variables given the observed data. The computation of this quantity is often required for implementing a learning rule. *Variational Inference*,²⁴ introduced very recently, seeks to derive a distribution $q_\phi(\mathbf{z}|\mathbf{x})$ that is parameterized by neural networks, for approximating the intractable true posterior distribution $p_\theta(\mathbf{z}|\mathbf{x})$. The *evidence lower bound* (ELBO) of the marginal log-likelihood $\log p_\theta(\mathbf{x})$ is adopted as the loss function $\mathcal{L}(\theta, \phi; \mathbf{x})$ to be maximized. Its form is yielded by Jensen's inequality, which states that $g(\mathbb{E}[\mathbf{X}]) \geq \mathbb{E}[g(\mathbf{X})]$ for a concave function g and a random variable \mathbf{X} and is often used to bound the expectation of a convex/concave function:

$$\begin{aligned}\log p_\theta(\mathbf{x}) &\geq \mathcal{L}(\theta, \phi; \mathbf{x}) := \mathbb{E}_{q_\phi(\mathbf{z}|\mathbf{x})}[\log p_\theta(\mathbf{x}, \mathbf{z}) - \log q_\phi(\mathbf{z}|\mathbf{x})] \\ &= \underbrace{\mathbb{E}_{q_\phi(\mathbf{z}|\mathbf{x})}[\log p_\theta(\mathbf{x}|\mathbf{z})]}_{\text{reconstruction}} - \underbrace{\text{KL}(q_\phi(\mathbf{z}|\mathbf{x})||p_\theta(\mathbf{z}|\mathbf{x}))}_{\text{regularization}},\end{aligned}\tag{5}$$

where $\text{KL}(\cdot||\cdot)$ is defined as $\text{KL}[q(\mathbf{z}|\mathbf{x})||p(\mathbf{z})] := \int q(\mathbf{z}|\mathbf{x}) \log \frac{q(\mathbf{z}|\mathbf{x})}{p(\mathbf{z})} d\mathbf{z}$, the Kullback–Leibler (KL) divergence. The loss function comprises a reconstruction term and a regularization term, where the former evaluates accuracy of the chained process of encoding-decoding and the latter penalizes the loss, enforcing the closeness between $q_\phi(\mathbf{z}|\mathbf{x})$ and $p_\theta(\mathbf{z}|\mathbf{x})$. It is noted that the temporal dependence introduced in Eq.(3) can be applied to the loss function (the detailed derivation is provided in Appendix A) and is further derived as:

$$\mathcal{L}(\theta, \phi; \mathbf{x}) = \sum_{t=1}^T \mathbb{E}_{q_\phi}[\underbrace{\log p_{\theta_t}(\mathbf{z}_t|\mathbf{z}_{t-1})}_{\text{transition}} + \underbrace{\log p_{\theta_e}(\mathbf{x}_t|\mathbf{z}_t)}_{\text{emission}} - \underbrace{\log q_\phi(\mathbf{z}_t|\mathbf{z}_{t-1}, \mathbf{x})}_{\text{inference}}]\tag{6}$$

where the loss function is further interpreted as the summation of three terms related to transition, emission, and inference. The objective lies in maximizing the ELBO $\mathcal{L}(\theta, \phi; \mathbf{x})$ by computing the gradient with respect to both θ and ϕ :

$$\sum_{t=1}^T \nabla_{\theta, \phi} \mathbb{E}_{q_\phi} [\log p_{\theta_t}(\mathbf{z}_t | \mathbf{z}_{t-1}) + \log p_{\theta_e}(\mathbf{x}_t | \mathbf{z}_t) - \log q_\phi(\mathbf{z}_t | \mathbf{z}_{t-1}, \mathbf{x})] \quad (7)$$

Since the terms in Eq.(7) cannot typically be integrated in closed form, the gradients are usually practically estimated by extracting S samples from $q_\phi(\mathbf{z} | \mathbf{x})$ via use of Markov chain Monte Carlo (MCMC) and computing, e.g.,

$$\nabla_{\theta_t} \mathbb{E}_{q_\phi} [\log p_{\theta_t}(\mathbf{z}_t | \mathbf{z}_{t-1})] \approx \frac{1}{S} \sum_{s=1}^S \nabla_{\theta_t} \log p_{\theta_t}(\mathbf{z}_t^{(s)} | \mathbf{z}_{t-1}^{(s)}), \quad (8)$$

where $\mathbf{z}_t^{(s)}$ is a sample of the latent state.

3. PHYSICS-GUIDED DEEP MARKOV MODEL

As discussed in Section 2.1, a nonlinear dynamical system can often be cast in a state-space representation and, thus, naturally comprises a latent Markovian representation, as elaborated in Eq.(2), where \mathbf{z}_t only depends on \mathbf{z}_{t-1} and \mathbf{x}_t only depends on \mathbf{z}_t . In real-world applications, it is often non-trivial to parameterize a nonlinear physics-based model in terms of its transition and emission functions. The Deep Markov Model²⁶ relaxes this restriction by parameterizing the transition and emission functions via feed-forward neural networks. However, due to the highly versatile, and thus generic, formulation of neural network functions, the inferred latent space often lacks physical interpretation and a structured representation.²⁷

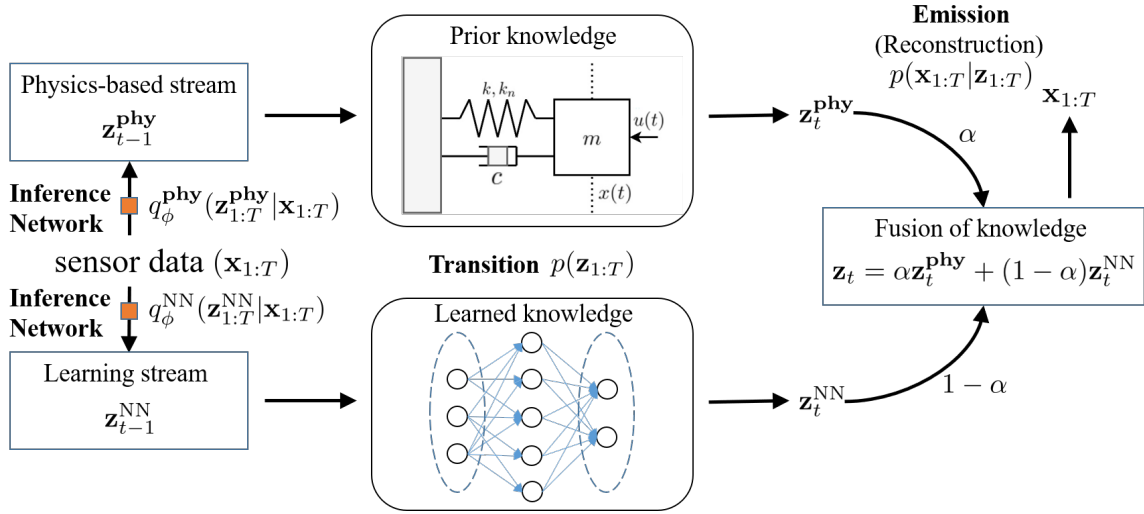


Figure 2: General learning framework of PgDMM: latent states $\mathbf{z}_{1:T}^{\text{phy}}$ and $\mathbf{z}_{1:T}^{\text{NN}}$ are sampled from the inference networks $q_\phi^{\text{phy}}(\mathbf{z}_{1:T}^{\text{phy}}|\mathbf{x})$ and $q_\phi^{\text{NN}}(\mathbf{z}_{1:T}^{\text{NN}}|\mathbf{x})$ respectively. $\mathbf{z}_{t-1}^{\text{phy}}$ and $\mathbf{z}_{t-1}^{\text{NN}}$ are fed through the physics-based transition model (prior knowledge) and learning-based model (learned knowledge) to update latent states by fusing the both, and estimate the ELBO, i.e., the likelihood of the transition, emission, and inference processes, based on the samples, as shown in Eq.(15) and Eq.(6). Gradients of ELBO are further estimated via MCMC, according to Eq.(8), and used to update parameters θ and ϕ .

In this paper, as illustrated in Figure 2, we build a learning framework for nonlinear dynamics, where the generative model is built by fusing a deep generative model and a physics-based model and the inference model adopts the structure suggested in (Krishnan et al., 2015).²⁵ This structure, which we term the *Physics-guided Deep Markov Model* (PgDMM), assimilates possible prior knowledge on the system into the developed generative model, in order to partially guide the inference of the latent variables according to the suspected physics of the dynamical system.

3.1 Transition

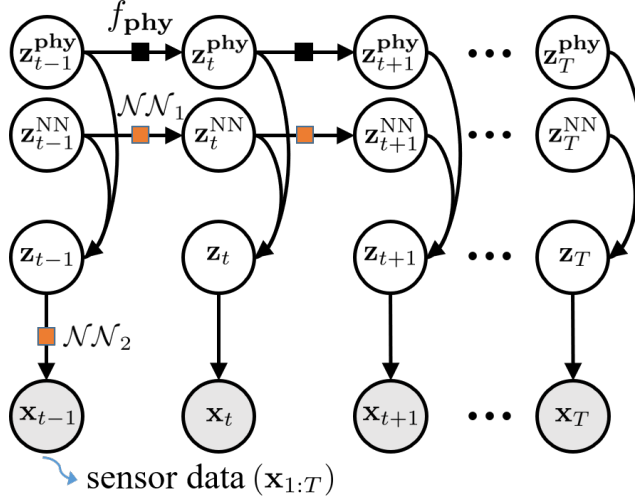


Figure 3: Illustration of the framework with modeling of transition and emission processes: the transition process is composed of a physics-based stream, $\mathbf{z}_{1:T}^{\text{phy}}$ modeled by a physics-based transition function f_{phy} , and a learning-based stream, $\mathbf{z}_{1:T}^{\text{NN}}$ with a transition function parameterized by a neural network \mathcal{NN}_1 , which aims at learning the discrepancy between the physics-based stream $\mathbf{z}_{1:T}^{\text{phy}}$ and the actual dynamical system. The latent state results as a weighted combination of the two streams. The emission function is finally parameterized by another neural network \mathcal{NN}_2 .

The transition from state \mathbf{z}_{t-1} to state at the next time instant t , \mathbf{z}_t , is formulated as a hybrid structure comprising a physics-based model f_{phy} , and a learning-based model, which is parameterized by means of a feed-forward neural network, \mathcal{NN}_1 . More specifically, it is assumed that each updated state \mathbf{z}_t occurs as a linear combination of two information streams, namely $\mathbf{z}_t^{\text{phy}}$ and \mathbf{z}_t^{NN} , that are weighted by a factor α ($0 \leq \alpha \leq 1$):

$$\mathbf{z}_t = \alpha \mathbf{z}_t^{\text{phy}} + (1 - \alpha) \mathbf{z}_t^{\text{NN}}, \quad (9a)$$

where α is set as a trainable parameter in the proposed framework, i.e., α is included in the parameter vector θ , which was specified in Eq.(1). The latent state $\mathbf{z}_t^{\text{phy}}$ is conditioned on $\mathbf{z}_{t-1}^{\text{phy}}$, following a Gaussian distribution, where the mean value is updated according to a fixed physics-based equation $f_{\text{phy}}(\mathbf{z}_{t-1}^{\text{phy}})$, while the variance updating accomplished by a trainable neural network $\mathcal{NN}_0(\mathbf{z}_{t-1}^{\text{phy}})$, i.e., a function of $\mathbf{z}_{t-1}^{\text{phy}}$, since variance (uncertainty) is often not characterized by the underlying physics model:

$$\mathbf{z}_t^{\text{phy}} \sim \mathcal{N}(\mu_{\text{phy}}(\mathbf{z}_{t-1}^{\text{phy}}), \Sigma_{\text{phy}}(\mathbf{z}_{t-1}^{\text{phy}})), \quad (9b)$$

where

$$\begin{aligned}\mu_{\text{phy}}(\mathbf{z}_{t-1}^{\text{phy}}) &= f_{\text{phy}}(\mathbf{z}_{t-1}^{\text{phy}}), \\ \Sigma_{\text{phy}}(\mathbf{z}_{t-1}^{\text{phy}}) &= \mathcal{NN}_0(\mathbf{z}_{t-1}^{\text{phy}}).\end{aligned}\tag{9c}$$

Similarly, \mathbf{z}_t^{NN} is conditioned on $\mathbf{z}_{t-1}^{\text{NN}}$, also following a Gaussian distribution with the corresponding mean $\mu_{\text{NN}}(\mathbf{z}_{t-1}^{\text{NN}})$ and variance $\Sigma_{\text{NN}}(\mathbf{z}_{t-1}^{\text{NN}})$ computed as the two outputs of a trainable neural network \mathcal{NN}_1 :

$$\mathbf{z}_t^{\text{NN}} \sim \mathcal{N}(\mu_{\text{NN}}(\mathbf{z}_{t-1}^{\text{NN}}), \Sigma_{\text{NN}}(\mathbf{z}_{t-1}^{\text{NN}})),\tag{9d}$$

in which,

$$[\mu_{\text{NN}}(\mathbf{z}_{t-1}^{\text{NN}}), \Sigma_{\text{NN}}(\mathbf{z}_{t-1}^{\text{NN}})] = \mathcal{NN}_1(\mathbf{z}_{t-1}^{\text{NN}}).\tag{9e}$$

Note that Eq.(9a) then implies that

$$\begin{aligned}\mu(\mathbf{z}_t) &= \alpha \mu_{\text{phy}}(\mathbf{z}_{t-1}^{\text{phy}}) + (1 - \alpha) \mu_{\text{NN}}(\mathbf{z}_{t-1}^{\text{NN}}), \\ \Sigma(\mathbf{z}_t) &= \alpha^2 \Sigma_{\text{phy}}(\mathbf{z}_{t-1}^{\text{phy}}) + (1 - \alpha)^2 \Sigma_{\text{NN}}(\mathbf{z}_{t-1}^{\text{NN}}).\end{aligned}\tag{10}$$

For the first information stream $\mathbf{z}_t^{\text{phy}}$, the physics-based (or model-based) transition function $f_{\text{phy}}(\mathbf{z}_t^{\text{phy}})$ is formulated based on assumed prior knowledge on the system response, i.e., by adoption of a structured model for part of the transition process. It is noted that f_{phy} does not have to fully represent the actual transition process, but aims to only account for some partial knowledge of the system. A typical example for the case of nonlinear dynamical system modeling is understood for instance in the use of a linear approximation function of $\mathbf{z}_t^{\text{phy}}$ when the system comprises nonlinear dynamics. The covariance matrices Σ_{phy} and Σ_{NN} are assumed to be diagonal. This is a sound approximation in most cases, as the uncertainty can be assumed to be adequately described by a white noise assumption, whose noise to signal ratio is low.

The second information stream \mathbf{z}_t^{NN} , which is parameterized by a neural network, intends to learn the discrepancy between the approximation offered by the first information stream $\mathbf{z}_t^{\text{phy}}$ and the actual system dynamics. \mathbf{z}_t^{NN} is guided by the introduction of f_{phy} in maximizing the likelihood, which implies that the training is less prone to learning arbitrary functions that simply aim to fit the observations.

3.2 Emission

The emission process, which guides the transition from the latent space \mathbf{z}_t to the observation space \mathbf{x}_t reads:

$$\mathbf{x}_t \sim P(E(\mathbf{z}_t)),\tag{11}$$

where P is the probability distribution of measured data \mathbf{x}_t that can be parameterized by an additional neural network term, \mathcal{NN}_2 , as a suitable distribution (e.g. Gaussian, or Bernoulli), depending on the application at hand. For example, if P is a Gaussian distribution, then in analogy to Eq.(9e), the neural network will be used to parameterize the mean and variance parameters $E(\mathbf{z}_t) = [\mu(\mathbf{z}_t), \Sigma(\mathbf{z}_t)] = \mathcal{NN}_2(\mathbf{z}_t)$, while if P is a Bernoulli distribution, then the parameterization is defined as $E(\mathbf{z}_t) = p(\mathbf{z}_t) = \mathcal{NN}_2(\mathbf{z}_t)$, where p is the parameter of the Bernoulli distribution.

3.3 Inference

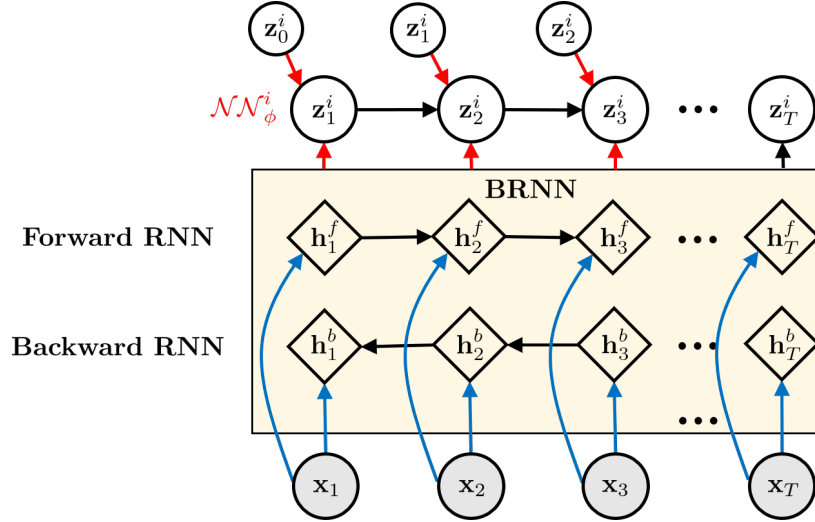


Figure 4: Inference neural network for PgDMM: The approximate inference model $q_\phi^i(\mathbf{z}_{1:T}^i | \mathbf{x}_{1:T})$ for $\mathbf{z}_{1:T}^i$, where i stands for either **phy** or NN, since the structure of both inference models is the same, is derived using bidirectional recurrent neural networks (BRNNs). The BRNN admits $\mathbf{x}_{1:T}$ as inputs and - through a series of hidden layers of the neural network, denoted by blue arrows - forms two sequences of deterministic hidden states \mathbf{h}_t^f and \mathbf{h}_t^b . These express the flow of information in the forward (from left to right) and backward (from right to left) sense, respectively. Then \mathbf{h}_t^f and \mathbf{h}_t^b , together with the previous latent state \mathbf{z}_{t-1}^i , are fed into a further neural network \mathcal{NN}_ϕ^i , denoted by the red arrows. Finally, the inference network outputs two vectors $\mu_\phi^i(\mathbf{z}_{t-1}^i, \mathbf{x})$ and $\Sigma_\phi^i(\mathbf{z}_{t-1}^i, \mathbf{x})$, which parameterize the mean and diagonal covariance of $q_\phi^i(\mathbf{z}_t^i | \mathbf{z}_{t-1}^i, \mathbf{x})$, as shown in Eq.(14a).

The true posterior distribution $p(\mathbf{z}_{1:T} | \mathbf{x}_{1:T})$, which reflects the joint distribution of latent variables $\mathbf{z}_{1:T}$ from observations up to time T , $\mathbf{x}_{1:T}$, is intractable in the context of Deep Markov Modeling. It can be approximated by a distribution $q_\phi(\mathbf{z}_{1:T} | \mathbf{x}_{1:T}) \approx p(\mathbf{z}_{1:T} | \mathbf{x}_{1:T})$,³⁷ forming an inference model, as illustrated in Figure 4. The inference network follows the structure suggested in the original DMM scheme.²⁶

Given the independence statements implied by the graphical model in Figure 1, the latent variables $\mathbf{z}_{1:T}$ retain Markovian behavior when conditioning on $\mathbf{x}_{1:T}$ and the true posterior $p(\mathbf{z}|\mathbf{x})$ can be factorized as:

$$p(\mathbf{z}|\mathbf{x}) = p(\mathbf{z}_0) \prod_{t=1}^T p(\mathbf{z}_t|\mathbf{z}_{t-1}, \mathbf{x}), \quad (12)$$

where \mathbf{z} is used as short for $\mathbf{z}_{1:T}$ and \mathbf{x} is short for $\mathbf{x}_{1:T}$ and \mathbf{z}_0 is a pseudo node representing the initial condition (trainable), i.e., $p(\mathbf{z}_t|\mathbf{z}_{t-1}, \mathbf{x})$ is reduced to $p(\mathbf{z}_0)$ when $t = 0$. The approximated distribution $q_\phi(\mathbf{z}|\mathbf{x})$ is designed to be a Gaussian distribution that mimics the behavior of the true posterior. Note that as there exist two streams in the transition model, namely the physics-based ($\mathbf{z}_t^{\text{phy}}$) and learning-based stream (\mathbf{z}_t^{NN}), the final combined $q_\phi(\mathbf{z}|\mathbf{x})$ is calculated as:

$$\begin{aligned} q_\phi(\mathbf{z}|\mathbf{x}) &= q_\phi^{\text{phy}}(\mathbf{z}^{\text{phy}}|\mathbf{x}) q_\phi^{\text{NN}}(\mathbf{z}^{\text{NN}}|\mathbf{x}) \\ &= q_\phi^{\text{phy}}(\mathbf{z}_0^{\text{phy}}) q_\phi^{\text{NN}}(\mathbf{z}_0^{\text{NN}}) \prod_{t=1}^T q_\phi^{\text{phy}}(\mathbf{z}_t^{\text{phy}}|\mathbf{z}_{t-1}^{\text{phy}}, \mathbf{x}) \prod_{t=1}^T q_\phi^{\text{NN}}(\mathbf{z}_t^{\text{NN}}|\mathbf{z}_{t-1}^{\text{NN}}, \mathbf{x}), \end{aligned} \quad (13)$$

(with Markovian property)

and the two terms are further obtained as:

$$q_\phi^i(\mathbf{z}_t^i|\mathbf{z}_{t-1}^i, \mathbf{x}) = \mathcal{N}(\mu_\phi^i(\mathbf{z}_{t-1}^i, \mathbf{x}), \Sigma_\phi^i(\mathbf{z}_{t-1}^i, \mathbf{x})), \quad (i = \text{phy or NN}) \quad (14a)$$

where the superscript i stands for either **phy** or **NN**, representing the two information streams that were introduced in Eq.(9a). μ_ϕ^i and Σ_ϕ^i designate the mean values and covariance matrix of the distribution, respectively, given by the outputs of neural networks \mathcal{NN}_ϕ^i :

$$[\mu_\phi^i(\mathbf{z}_{t-1}^i, \mathbf{x}), \Sigma_\phi^i(\mathbf{z}_{t-1}^i, \mathbf{x})] = \mathcal{NN}_\phi^i(\mathbf{h}_t^i), \quad (14b)$$

where

$$\mathbf{h}_t^i = \frac{1}{3}[\mathbf{h}_t^b + \mathbf{h}_t^f + \tanh(\mathbf{W}^i \mathbf{z}_{t-1}^i + \mathbf{b}^i)]. \quad (14c)$$

In this step, as further illustrated in Figure 4, the complete sequence of the observations $\mathbf{x}_{1:T}$ is processed by a bidirectional recurrent neural network (BRNN).³⁸ The BRNN accepts the sequence $\mathbf{x}_{1:T}$ as input and outputs two sequences of hidden states \mathbf{h}_t^f and \mathbf{h}_t^b , representing information flow forward (from left to right) and backward (from right to left) respectively. The past and future observations encoded in \mathbf{h}_t^f and \mathbf{h}_t^b are combined with the last state \mathbf{z}_{t-1}^i , as illustrated Eq.(14c). A single layer feed-forward neural network (parameterized by \mathbf{W}^i and \mathbf{b}^i) is adopted to transform \mathbf{z}_{t-1}^i into the same dimension as the hidden state \mathbf{h}_t^b and \mathbf{h}_t^f .

Note that in Eq.(14a), although the inference of \mathbf{z}^{phy} from q_ϕ^{phy} and of \mathbf{z}^{NN} from q_ϕ^{NN} is conducted individually, the same bidirectional neural network is applied to both streams, which implies that the parameters ϕ are shared (the weights in the BRNN), i.e., a shared function is used to learn the dependence of the posterior distribution $q_\phi^i(\mathbf{z}_t^i|\mathbf{z}_{t-1}^i, \mathbf{x}_{1:T})$ on $\mathbf{x}_{1:T}$. As a consequence, the hidden states $\mathbf{h}_t^b, \mathbf{h}_t^f$ of the BRNN are same for the both and the main difference of both inference networks lies in $\mathbf{W}^i, \mathbf{b}^i$ and \mathcal{NN}_ϕ^i .

3.4 The Evidence Lower Bound Objective Function (ELBO) of PgDMM

Similar to the derivation of an ELBO, given in Eq.(5), a lower bound can be obtained for PgDMM (See details in Appendix B):

$$\begin{aligned}
\log p(\mathbf{x}) &\geq \mathcal{L}_{\text{phy}}(\theta, \phi; \mathbf{x}) \\
&:= \mathbb{E}_{q_\phi}[\log p_\theta(\mathbf{x}|\mathbf{z})] - \{ \text{KL}[q_\phi^{\text{phy}}(\mathbf{z}^{\text{phy}}|\mathbf{x})||p(\mathbf{z}^{\text{phy}})] + \text{KL}[q_\phi^{\text{NN}}(\mathbf{z}^{\text{NN}}|\mathbf{x})||p(\mathbf{z}^{\text{NN}})] \} \\
&= \sum_{t=1}^T \mathbb{E}_{q_\phi} \log p(\mathbf{x}_t|\mathbf{z}_t) \\
&\quad - \left\{ \sum_{t=1}^T \mathbb{E}_{q_\phi^{\text{phy}}(\mathbf{z}_{t-1}^{\text{phy}}|\mathbf{x}_{1:T})} [\text{KL}(q_\phi^{\text{phy}}(\mathbf{z}_t^{\text{phy}}|\mathbf{z}_{t-1}^{\text{phy}}, \mathbf{x}_{1:T})||p_\theta(\mathbf{z}_t^{\text{phy}}|\mathbf{z}_{t-1}^{\text{phy}}))] \right. \\
&\quad \left. + \sum_{t=1}^T \mathbb{E}_{q_\phi^{\text{NN}}(\mathbf{z}_{t-1}^{\text{NN}}|\mathbf{x}_{1:T})} [\text{KL}(q_\phi^{\text{NN}}(\mathbf{z}_t^{\text{NN}}|\mathbf{z}_{t-1}^{\text{NN}}, \mathbf{x}_{1:T})||p_\theta(\mathbf{z}_t^{\text{NN}}|\mathbf{z}_{t-1}^{\text{NN}}))] \right\}.
\end{aligned} \tag{15}$$

Eq.(15) implies that the loss function encodes the trade-off between reconstruction accuracy (model fit), via the expected log-likelihood term, and the prior regularization, via the KL divergence term. The introduction of a physics-based term into the model structure is equivalent to splitting the prior regularization into two terms, where the former acts as a physical constraint. For the variational inference implementation, we rely heavily on the automated processes provided by the Pyro library.³⁹ We let the library handle the computation of the ELBO as well as implement all Monte Carlo simulations necessary for stochastic backpropagation.

4. SIMULATION AND EXPERIMENT RESULTS

In this section, we investigate the proposed hybrid modeling scheme, the PgDMM, in terms of its performance in recovering a latent representation with physical connotation on the basis of observations from nonlinear dynamical systems. The following models are adopted here as case studies for this investigation: (i) a pendulum system, where particularly the observations are image sequences (snapshots of the pendulum motions); (ii) a fatigue crack growth problem, and (iii) the Silverbox nonlinear benchmark⁴⁰ with real-world data. The first example aims to demonstrate the capacity of PgDMM in learning from high-dimensional data and modeling complex emission processes. The second example aims to show the potential in uncertainty qualification with known ground-truth uncertainty, while the last experiment serves as application onto a more complex experimental case study.

4.1 Dynamic Pendulum

A simple pendulum system is governed by the following differential equation:

$$ml^2\ddot{\theta}(t) = -\mu\dot{\theta}(t) - mgl \sin \theta(t), \quad (16)$$

where $m = l = 1, \mu = 0.5, g = 9.8$. We simulate the system's response, in terms of the angular displacement $\theta(t)$, by applying numerical integration (Runge-Kutta method) with a time step $\Delta t = 0.1$. We subsequently generate image observations from the ground-truth angle $\theta(t)$ to simulate observations from vision-based systems, which are increasingly gaining ground for structural health monitoring applications in recent years. The images are transformed in black-and-white format and subsequently down-sampled into 16×16 pixels, thus forming observations of binary values of dimension $\mathbb{R}^{n_x} = 256$. The mapping from $\theta(t)$ to the image-based observation is non-trivial to formulate as a closed-form function.

Physics-guided model

In this example, we adopt the linearization of the pendulum Eq.(16) as an approximative model for partially capturing the underlying physics:

$$ml^2\ddot{\theta}(t) = -\mu\dot{\theta}(t) - mgl\theta(t), \quad (17)$$

This can be further cast into a continuous state-space form with $\mathbf{z} = [\theta, \dot{\theta}]^T$: $\dot{\mathbf{z}} = \mathbf{A}_c \mathbf{z}$, where $\mathbf{A}_c = \begin{bmatrix} 0 & 1 \\ -9.8 & -0.5 \end{bmatrix}$. The discretized state-space equivalent model is then obtained as:

$$f_{\text{phy}} : \mathbf{z}_t^{\text{phy}} = \mathbf{A} \mathbf{z}_{t-1}^{\text{phy}}. \quad (18)$$

with the discrete matrix standardly computed as $\mathbf{A} = \mathbf{e}^{\mathbf{A}_c \Delta t}$, thus delivering the physics-guided model term used for this example. It is noted that in Eq.(17), a small angle approximation has been made, implying that $\sin \theta \approx \theta$. This may not hold for larger angles. However, the benefit of the suggested approach is that the approximation need not be highly accurate, as the deep learning-based model term is expected to capture the resulting discrepancy.

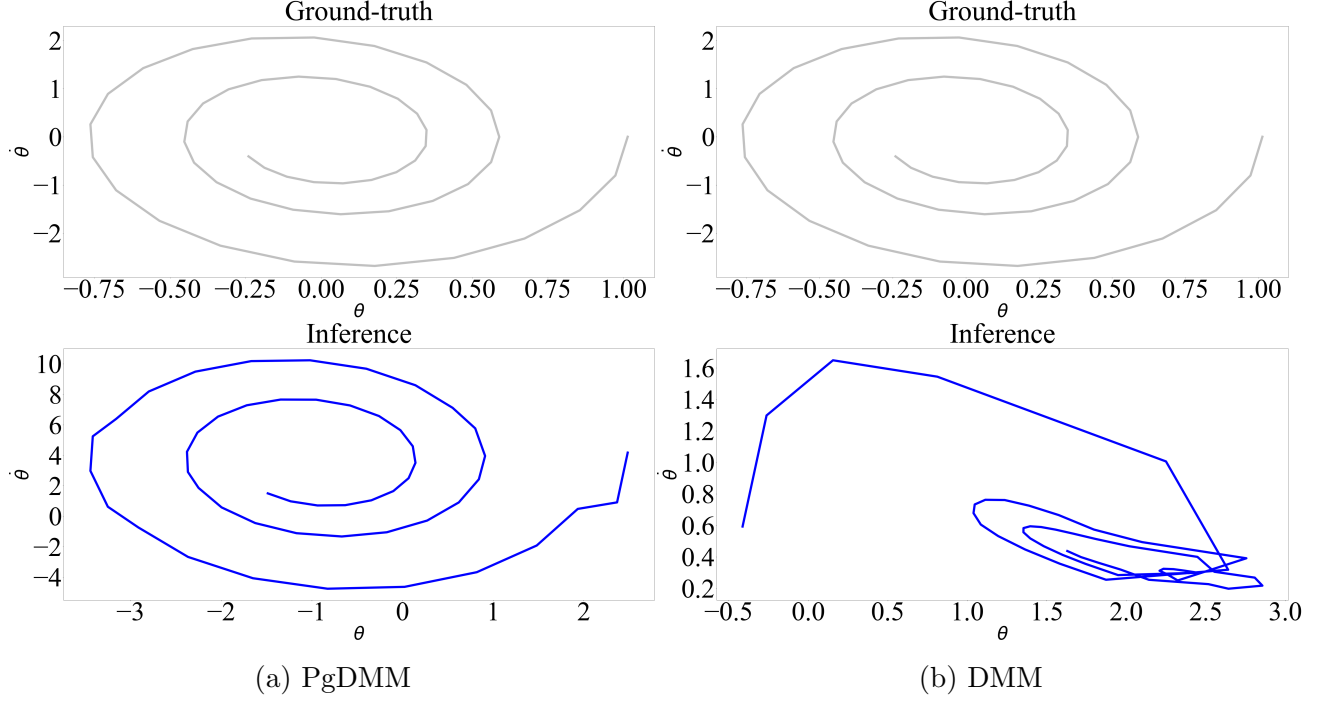
Emission model

The emission process is here modeled as an independent multivariate Bernoulli distribution, since the observations are binary images, with the parameters of the Bernoulli distribution learned via the neural network function \mathcal{NN}_2 as shown in Figure 3, i.e.,

$$\mathbf{x}_t \sim \text{Bernoulli}(\mathcal{NN}_2(\mathbf{z}_t)), \quad (19)$$

Results

Figure 5a contrasts the phase portraits, i.e., the plot of angular velocity, $\dot{\theta}$, versus displacement, θ , for the pendulum system as this is learned by our model (bottom) versus the ground-truth (top). It is observed that the learned latent space precisely follows the ground truth, albeit with a different scaling of the latent states and a shift in terms of the center. This can be explained by the fact that the emission process is purely parameterized by a neural network and it is not guaranteed that the trained emission model exactly mimics the process generation we followed for image-based observations. However, a physically disentangled latent space is indeed captured, with the trained emission and transition models thus forming a scaled/shifted version of the true transition and emission processes. Figure 5c illustrates the first 25 steps of the reconstructed observation images, i.e., the images generated from the latent states learned by inference model, which highly agrees with the ground truth. On the other hand, as shown in Figure 5b, the phase portrait of the latent space learned by DMM fails to yield a physically interpretable latent space, which is also not a requirement for this type of model.



(c) Ground truth observation images (top) and reconstructed observation images from PgDMM (bottom)

Figure 5: Training results of the pendulum example: (a) phase space plot of ground-truth (top) and PgDMM (bottom); (b) phase-pace plot of ground-truth (top) and DMM (bottom). The results for DMM are obtained by fixing the weight $\alpha = 0$, i.e., only a learning-based model; (c) ground-truth observations images and reconstructed images from PgDMM. Reconstructed images are obtained by feeding the inferred latent states into the learned emission function.

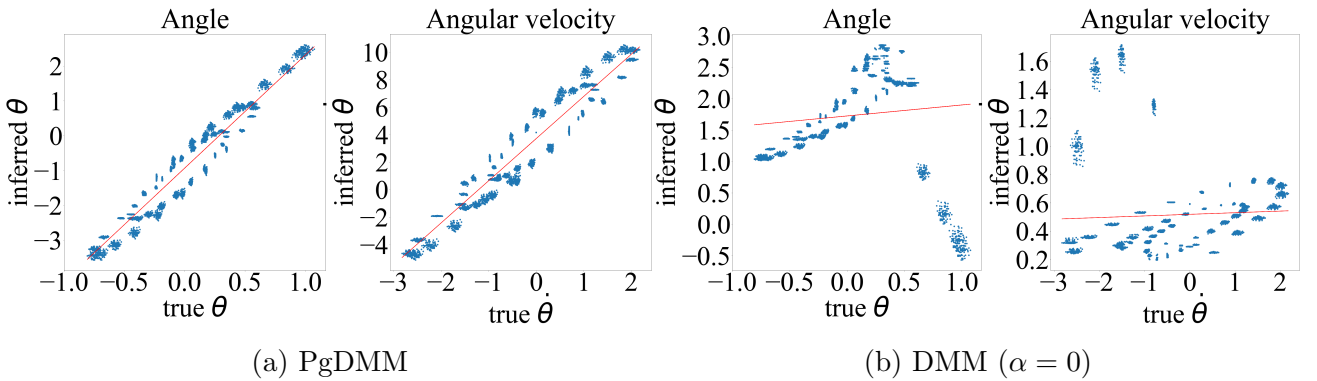
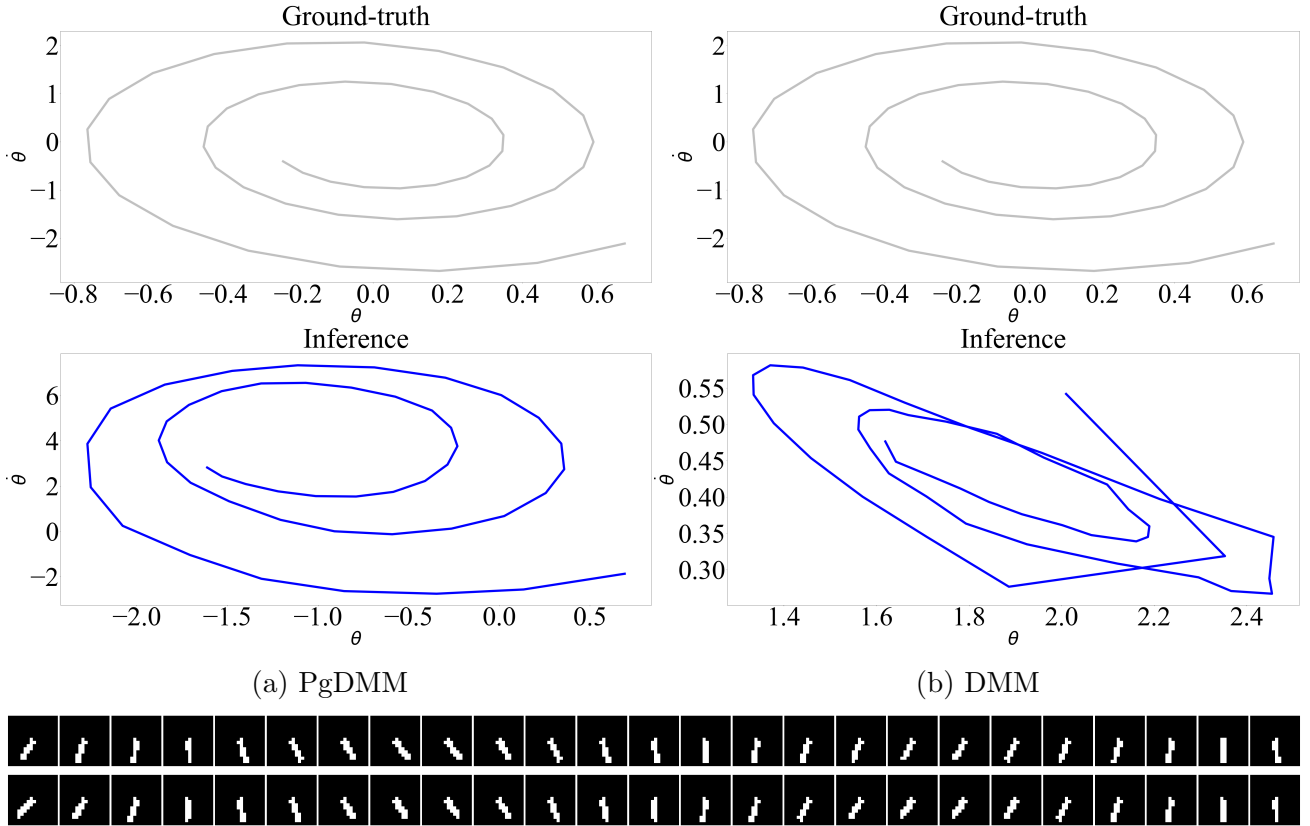


Figure 6: Regression results with training data (pendulum example)

The regression analysis of the inferred versus true states, based on ordinary least squares

(OLS), for both angle and angle velocity are shown in Figure 6. The OLS regression results further validate what we observed in Figure 5. A strong correlation is noted between learned latent states and ground-truth angle and angular velocity. Both goodness-of-fit scores, R^2 , lie very close to 1, indicating the superior performance of the PgDMM. The DMM features a lower score, as no boosting of a-prior knowledge of the physics is here exploited for gearing the model structure toward an explainable latent space.

We lastly generated a further set of image sequences, instantiated from different initial conditions, to serve as test data. The performance is similar for the validation on the test dataset, as shown in Figure 7. A strong correlation, as shown in Figure 8, is obtained between the learned latent states and ground-truth, also in testing mode. This indicates that the PgDMM



(c) Ground truth observation images (top) and reconstructed observation images from PgDMM (bottom)

Figure 7: Testing results of the pendulum example: (a) phase plot of ground-truth (top) and PgDMM (bottom) on the test dataset. This result on the test dataset shows the generalization and prediction capabilities for data beyond the scale of training sequences; (b) phase plot of ground-truth (top) and DMM (bottom) on the test dataset; (c) ground-truth observations images and reconstructed images from PgDMM on the test dataset.

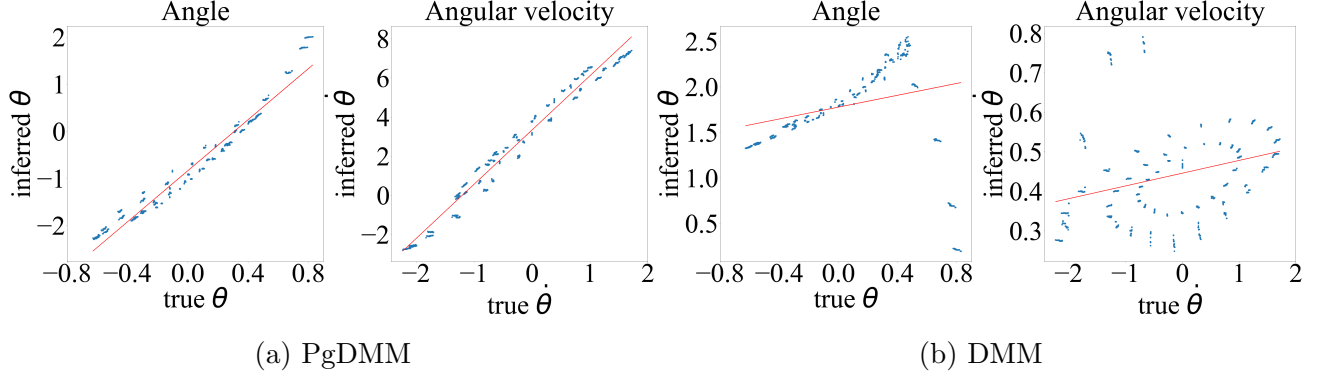


Figure 8: Regression results with test data (pendulum example)

trained model indeed comprises a physically interpretable latent space, which further proves beneficial for prediction, especially when compared against the DMM performance.

4.2 Fatigue Crack Growth

As a second case study, We simulate a progressive crack growth problem, using the following analytical equations⁴¹ based on Paris' law:

$$\begin{aligned} z_t &= z_{t-1} + C(\Delta S \sqrt{z_{t-1} \pi})^m \Delta N \cdot e^{\omega_t}, \\ x_t &= z_t + \nu_t. \end{aligned} \quad (20)$$

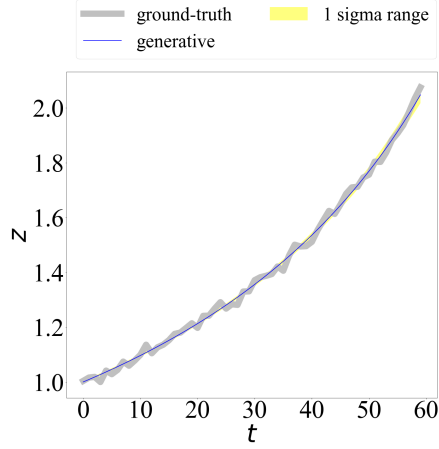
where Paris' law parameters $C = e^{-33}$, $m = 4$, applied fatigue stress $\Delta S = 60$, and load cycles for one step $\Delta N = 1400$.⁴¹ The one-dimensional latent variable z_t represents the true crack length at time t , with the model errors (or process noise) modeled as a log-normal random process e^{ω_t} , where $\omega_t \sim \mathcal{N}(0, 0.1)$, multiplied by a constant rate ΔN . The observation x_t represents the measurement of the crack length at time t with an assumed measurement noise $\nu_t \sim \mathcal{N}(0, 0.04)$. If we consider $e^{\omega_t} \approx 1 + \omega_t$, Eq.(20) can be approximated as:

$$z_t = z_{t-1} + C(\Delta S \sqrt{z_{t-1} \pi})^m \Delta N + C(\Delta S \sqrt{z_{t-1} \pi})^m \Delta N \omega_t \quad (21)$$

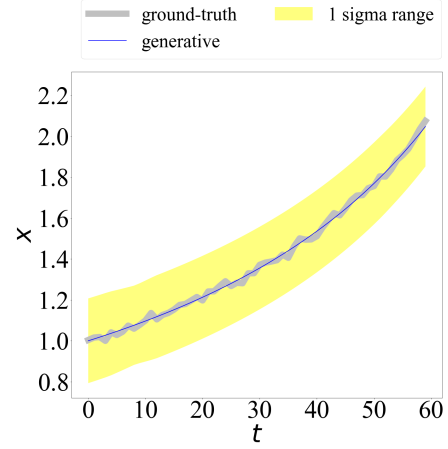
Based on Eq.(21), in this example, the physics-guided model is given by:

$$f_{\text{phy}} : z_t = z_{t-1} + C(\Delta S \sqrt{z_{t-1} \pi})^m \Delta N. \quad (22)$$

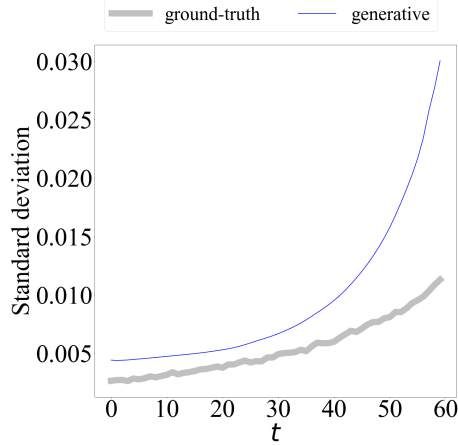
We simulate 200 realizations of observation sequences $x_{1:T}$ with length $T = 100$ using Eq.(21). The first 60 time steps serve for training, while the last 40 time steps are retained for testing. It noted that, due to the nature of the process, the amplitude of the test dataset is higher than



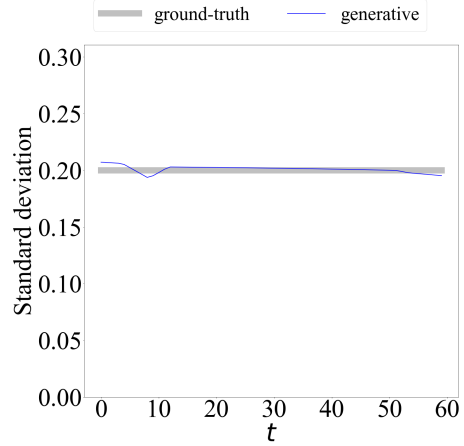
(a) Inferred latent states



(b) Reconstructed observations



(c) Inferred standard deviations of transition process noises



(d) Inferred standard deviations of emission process noises

Figure 9: Training results for the crack growth problem. The estimation results are compared against the corresponding ground-truth. The yellow shaded area in Figures 9a and 9b denotes the inferred standard deviations of the transition and emission process noises respectively, as further plotted in Figure 9c and 9d.

the amplitude of the training dataset. In Figures 9a and 9b, we show the training results of a realization in terms of the mean values of the learned latent space (z_t) and the reconstructed observation (x_t), respectively. Compared to the ground-truth, it is observed that the learned latent space and reconstructed observation capture the trend of the progressive crack growth.

We further investigate the capability of the proposed PgDMM in capturing the process uncertainty embedded in Eq.(21). Note that the transition process uncertainty features an explicit distribution given as:

$$C(\Delta S \sqrt{z_{t-1} \pi})^m \Delta N \omega_t \sim \mathcal{N}(0, \sigma^2) \quad (23a)$$

in which,

$$\sigma = C(\Delta S \sqrt{z_{t-1} \pi})^m \Delta N \cdot \sqrt{0.1} \quad (23b)$$

where the standard deviation σ of the uncertainty is a function of z_{t-1} , reflecting an increasing variance with time. Since the fatigue crack growth problem is one-dimensional, the standard deviation learned by PgDMM is computed as the square root of the covariance matrix given in Eq.(10). The standard deviations learned by the model are compared to the ground-truth (computed by Eq.(23b)) in Figure 9c, where the inferred standard deviations reliably follow the increasing trend of the ground truth. A similar result for emission process uncertainty is shown in Figure 9d. Note that the standard deviation of the emission process noise ν_t is simply 0.2 and it can be observed that there is a strong agreement between the inferred standard deviations and the ground-truth for the emission process uncertainty.

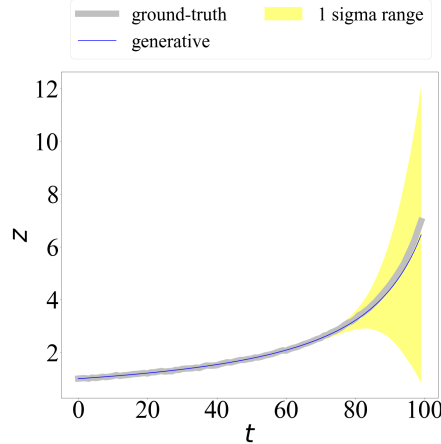


Figure 10: Inferred latent states with test data. Yellow shaded area denotes standard deviations of the inference model.

Furthermore, the testing result is shown in Figure 10. The complete sequence is shown,

where the first 60 time steps is the training result, same as Figure 9a, and the last 40 time steps are the testing result. We can observe that the learned latent states fit the ground-truth well even beyond the training sequence, albeit with much larger uncertainty, revealing that the model also works for prediction in this example.

4.3 Experiment Result: Silverbox System Benchmark

The final example is chosen as the Silverbox benchmark problem.⁴⁰ This is an electrical circuit that emulates the behavior of a nonlinear mass-spring-damper system and the governing equation is approximately given by the following second-order differential equation:⁴⁰

$$m\ddot{x}(t) + c\dot{x}(t) + kx(t) + k_n x^3(t) = u(t). \quad (24)$$

which is close to the behavior of a Duffing oscillator. In this benchmark dataset a known force $u(t)$ is applied to the system and the resulting displacement $x(t)$ is measured; k and k_n describe the linear and nonlinear spring stiffness parameters, while c denotes the viscous damping coefficient.

The full-length output data are shown in Figure 11, forming an arrow shape. We use the data from $t = 40,001$ to $t = 100,000$ (the tail shape part) for training, while data from $t = 1$ to $t = 40,000$ (the head shape part) are retained for testing. For training the model using a mini-batch strategy, the training data are subdivided into 400 mini-batches, with uniform length equal to 100.

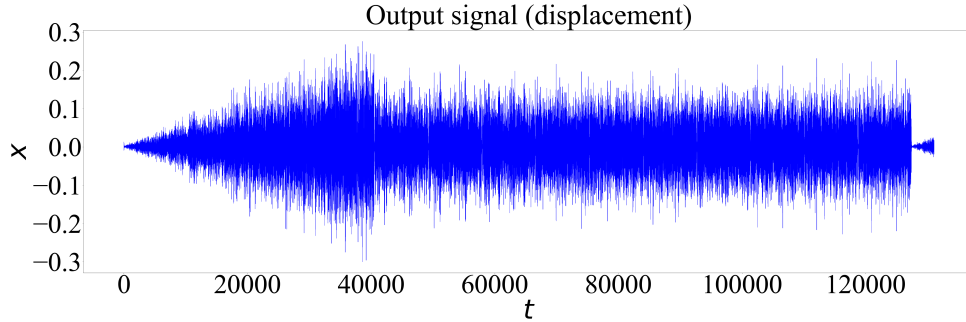


Figure 11: The dataset of the Silverbox benchmark problem. The data from $t = 40,001$ to $t = 100,000$, the tail of the arrow, are used for training, while data from $t = 1$ to $t = 40,000$, the head of the arrow, are retained for testing.

We first estimate an approximate linear model as the physics-guided model term to infuse into this system. The parameters are obtained via the following differential equation:

$$m\ddot{x}(t) + c\dot{x}(t) + kx(t) = u(t). \quad (25)$$

This can be further cast into a continuous state-space form with $\mathbf{z}(t) = [x(t), \dot{x}(t)]^T$:

$$\begin{aligned}\dot{\mathbf{z}}(t) &= \mathbf{A}_c \mathbf{z}(t) + \mathbf{B}_c u(t), \\ \mathbf{x}(t) &= \mathbf{C} \mathbf{z}(t),\end{aligned}\tag{26}$$

where $\mathbf{C} = [1, 0]$. This continuous state-space model is further discretized as

$$\begin{aligned}\mathbf{z}_t &= \mathbf{A} \mathbf{z}_{t-1} + \mathbf{B} u_t, \\ \mathbf{x}_t &= \mathbf{C} \mathbf{z}_t.\end{aligned}\tag{27}$$

We make use of the matrix \mathbf{C} for the emission process and matrices \mathbf{A} and \mathbf{B} for formulating the transition process of the physics-based stream of our PgDMM model setup, thus, assuming a suspected approximation of the actual dynamics, as follows:

$$f_{\text{phy}} : \mathbf{z}_t = \mathbf{A} \mathbf{z}_{t-1} + \mathbf{B} u_t.\tag{28}$$

Due to the included neural network-based discrepancy term, we do not require the physics-based approximation to be highly accurate. We also incorporate the inputs and the corresponding matrix \mathbf{B} into the inference network of the physics-based stream, with μ_ϕ^{phy} in Eq.(14b) now computed as:

$$\mu_\phi^{\text{phy}}(\mathbf{z}_{t-1}^{\text{phy}}, \mathbf{x}_{1:T}, u_t) = \mathcal{NN}_\phi^{\text{phy}}(\mathbf{h}_t^{\text{phy}}) + \mathbf{B} u_t,\tag{29}$$

Moreover, u_t is incorporated into the learning model, with \mathbf{h}_t^{NN} formulated as:

$$\mathbf{h}_t^{\text{NN}} = \frac{1}{3}[\mathbf{h}_t^b + \mathbf{h}_t^f + \tanh(\mathbf{W}^{\text{NN}} \begin{bmatrix} \mathbf{z}_{t-1}^{\text{NN}} \\ u_t \end{bmatrix} + \mathbf{b}^{\text{NN}})].\tag{30}$$

Since the observations dataset only contains the measured displacement x_t , we regard it as the ground-truth displacement and compute the difference of displacements to generate velocity data as reference for comparison against the latent space learned from our model.

Figure 12 offers a comparison, over a segment of the analysis window ($t = 37, 201$ to $37, 300$), between the learned latent space and phase space of PgDMM and the conventional DMM scheme, both plotted against the ground-truth. From this comparison, we can deduce that the latent states inferred by our model fit the ground-truth very well, as the plots are almost overlapping. DMM, on the other hand, captures little information about the displacement (the phase seems correct) and delivers almost no information on the velocity state (the first-order derivative). The lines labeled by “prior” shown in Figure 12 denote the latent states generated by the same

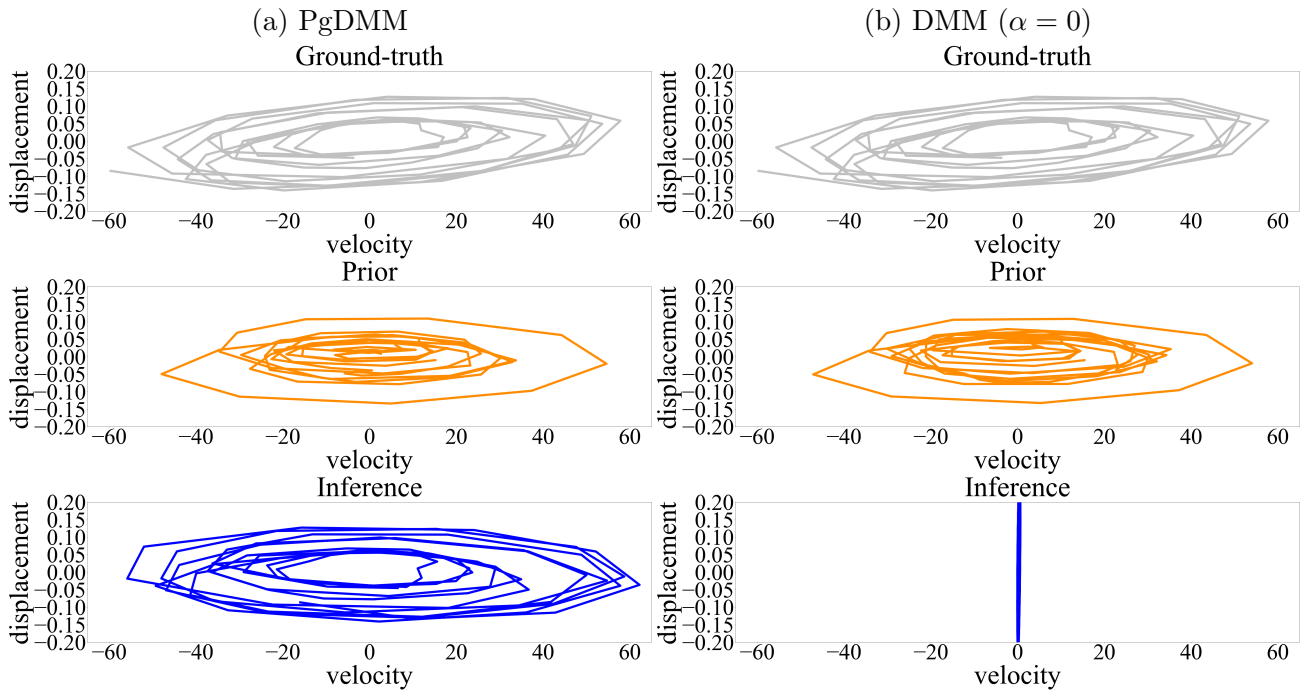
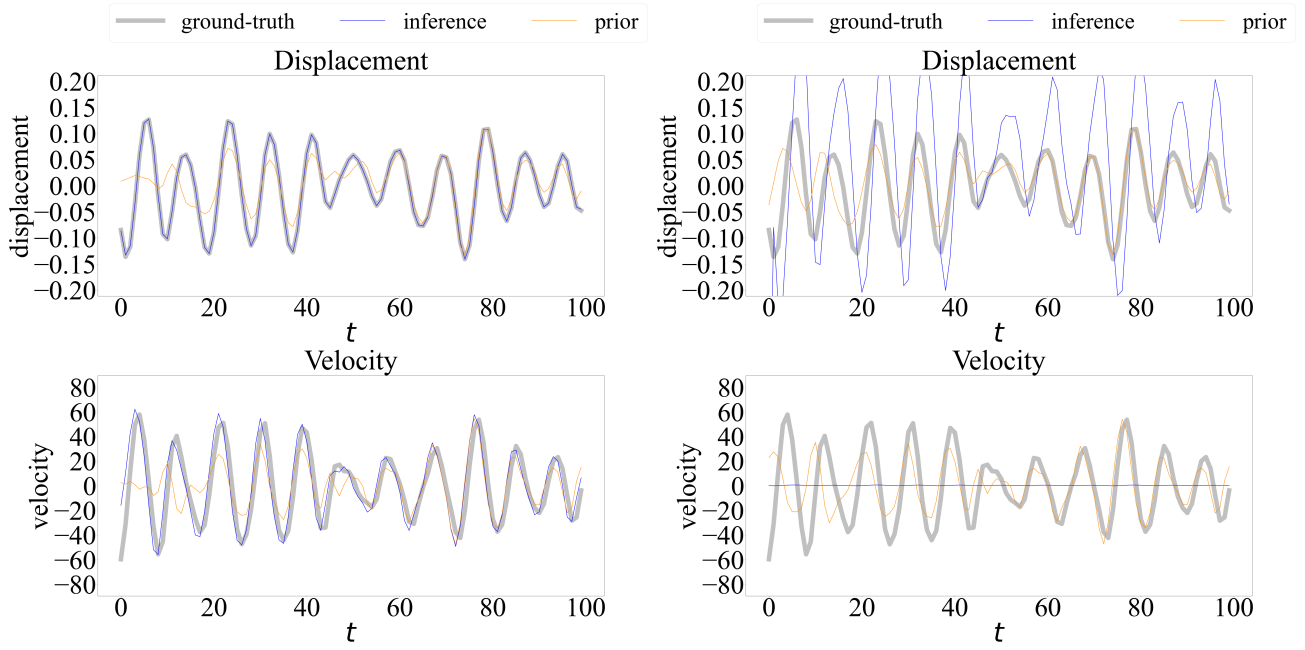


Figure 12: Training results of the Silverbox benchmark problem: (a) and (c) PgDMM; (b) and (d) DMM.

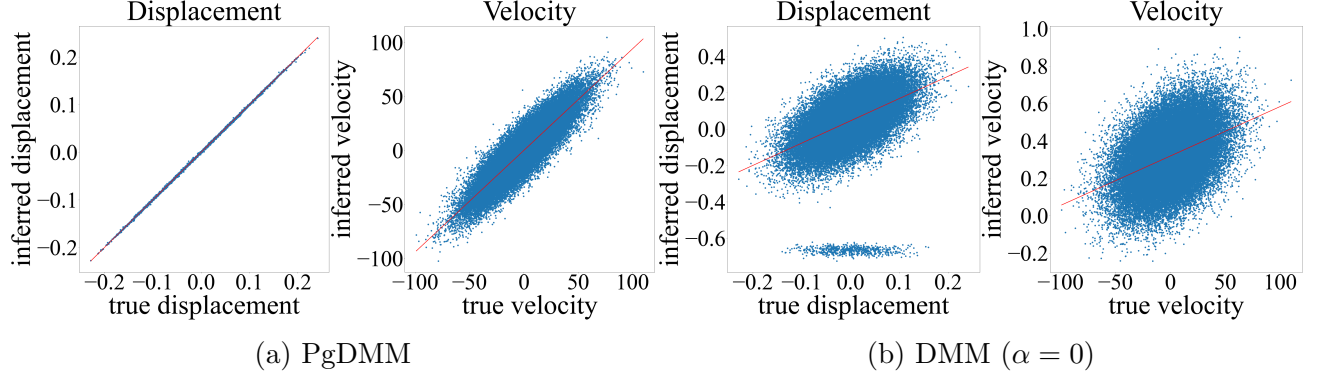
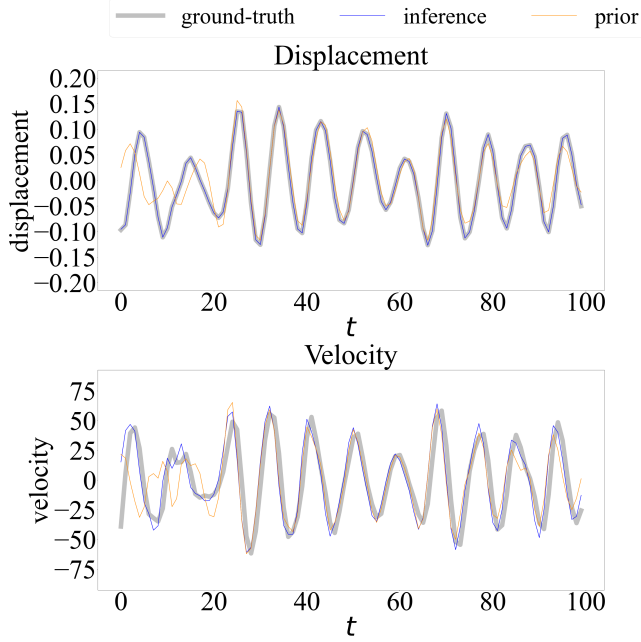


Figure 13: Regression results

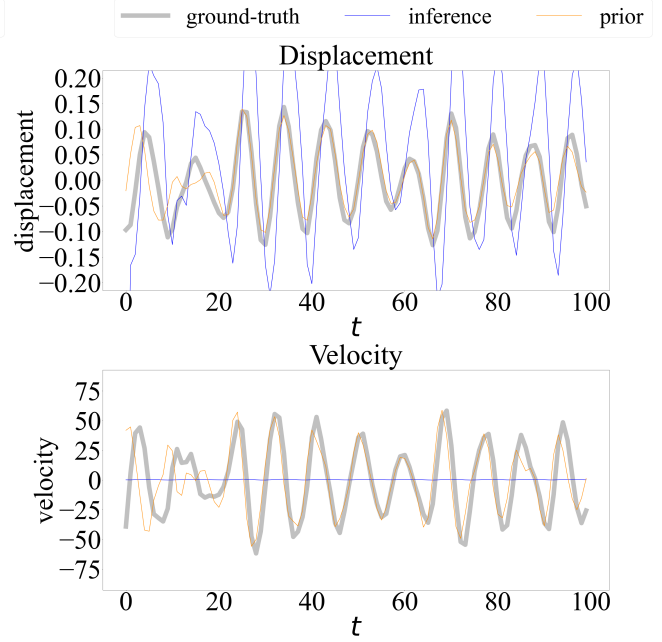
physics-based transition function f_{phy} , as indicated in (28) using the initial values \mathbf{z}_0 learned by their corresponding models.

The regression results in Figure 13 further validate that the latent states inferred by our model and the ground-truth exhibit a strong correlation, which indicates that the PgDMM is able to learn a physically interpretable latent space. The goodness-of-fit score, R^2 , for the displacement is equal to 0.99994 and for the velocity this result equals to 0.80059, indicating a good fit to the ground-truth. Note that the measurements are only displacements, while a good score is also achieved in terms of the velocity estimate. On the other hand, the regression results for the DMM scheme yield R^2 values as low as 0.25324 and 0.17760 for displacement and velocity, respectively, which indicates a low correlation between the learned latent space and the ground-truth.

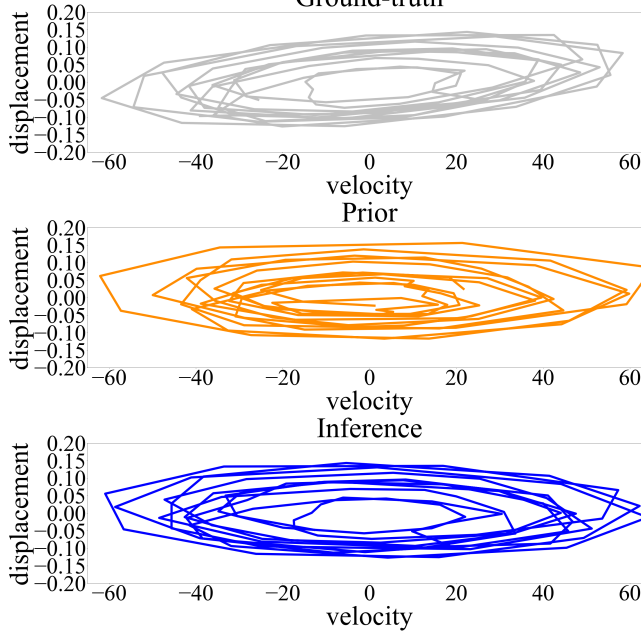
Similar results are obtained for the test dataset, as illustrated in Figures 14 and 15. Note that the scale of test data exceeds that of training data, thus the testing is extrapolative. The performance on the test dataset results is similar to the training dataset, indicating that a physics-guided model further favors extrapolation potential. We further compare the results using the root mean square error (RMSE) as a performance metric, which is computed as $\text{RMSE} = \sqrt{\frac{1}{T} \sum_{t=1}^T (\hat{\mathbf{z}}_t - \mathbf{z}_t)^2}$, where \mathbf{z}_t represents the ground-truth latent state and $\hat{\mathbf{z}}_t$ represents the inferred latent state. The comparison of RMSE and R^2 is summarized in Table 1, where the subscripts 1 and 2 represent the corresponding result for displacement and velocity respectively.



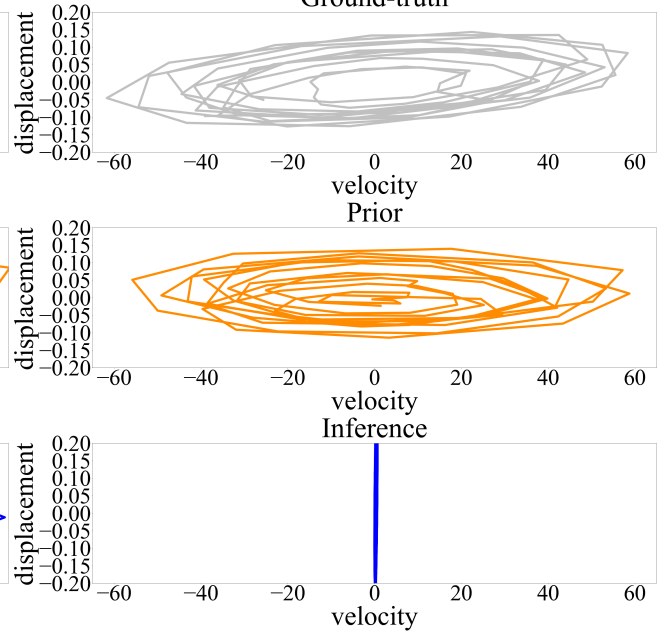
(a) PgDMM



(b) DMM ($\alpha = 0$)



(c) PgDMM



(d) DMM ($\alpha = 0$)

Figure 14: Testing results of the Silverbox benchmark problem: (a) and (c) PgDMM; (b) and (d) DMM.

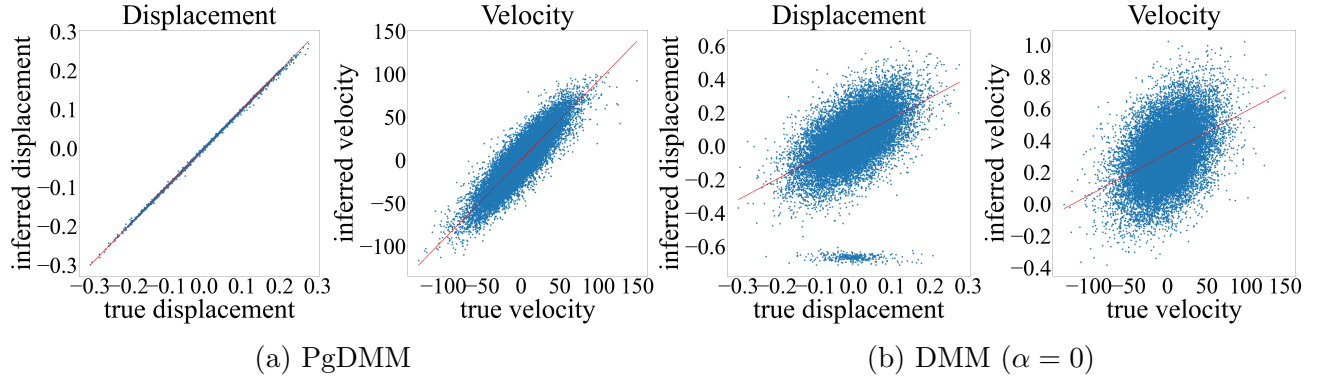


Figure 15: Regression results (test data)

Table 1: Summary of performance metrics for the silverbox benchmark example

Model	Training dataset				Test dataset			
	R_1^2	R_2^2	RMSE ₁	RMSE ₂	R_1^2	R_2^2	RMSE ₁	RMSE ₂
DMM	0.25324	0.17760	0.12469	22.9438	0.24466	0.17981	0.12253	22.3127
prior model	0.77326	0.50881	0.02680	16.5039	0.75448	0.52281	0.02687	15.8457
PgDMM	0.99994	0.80059	0.00042	10.8810	0.99984	0.79552	0.00067	10.6107

5. CONCLUSION

We have introduced *Physics-guided Deep Markov Models* (PgDMM) as a hybrid probabilistic framework for learning nonlinear dynamical systems from measured data. The proposed method combines a physics-based model with a learning-based model, which aims at capturing the discrepancy between the physics-based model and actual (monitored) dynamical system, to perform dynamical system identification. Via application of the proposed work on both synthetic and experimental data, we demonstrate that a physically disentangled representation can be obtained for the latent space, which is essential for extrapolative prediction capabilities of dynamical systems. The fusion reveals a considerable improvement when compared against the completely physics-based prior model and the completely learning-based DMM. Future work will consider further coupling of the physics-based model with a nonlinear variant of Bayesian filters toward formulation of a hybrid inference model.

REFERENCES

- [1] Yann LeCun, Yoshua Bengio, and Geoffrey Hinton. Deep learning. *nature*, 521(7553):436–444, 2015.
- [2] Ian Goodfellow, Yoshua Bengio, Aaron Courville, and Yoshua Bengio. *Deep learning*, volume 1. MIT press Cambridge, 2016.
- [3] Kaiming He, Xiangyu Zhang, Shaoqing Ren, and Jian Sun. Deep residual learning for image recognition. In *Proceedings of the IEEE conference on computer vision and pattern recognition*, pages 770–778, 2016.
- [4] Markus Svensen, H Powrie, and D Hardwick. Deep neural networks analysis of borescope images. In *Proceedings of the European Conference of the PHM Society*, volume 4, 2018.
- [5] Yonghui Wu, Mike Schuster, Zhifeng Chen, Quoc V Le, Mohammad Norouzi, Wolfgang Macherey, Maxim Krikun, Yuan Cao, Qin Gao, Klaus Macherey, et al. Google’s neural machine translation system: Bridging the gap between human and machine translation. *arXiv preprint arXiv:1609.08144*, 2016.
- [6] Felix Hieber, Tobias Domhan, Michael Denkowski, David Vilar, Artem Sokolov, Ann Clifton, and Matt Post. Sockeye: A toolkit for neural machine translation. *arXiv preprint arXiv:1712.05690*, 2017.
- [7] Maziar Raissi, Paris Perdikaris, and George E Karniadakis. Physics-informed neural networks: A deep learning framework for solving forward and inverse problems involving nonlinear partial differential equations. *Journal of Computational Physics*, 378:686–707, 2019.
- [8] Lennart Ljung, Carl Andersson, Koen Tiels, and Thomas B Schön. Deep learning and system identification. *IFAC-PapersOnLine*, 53(2):1175–1181, 2020.
- [9] Ruiyang Zhang, Jerome Hajjar, and Hao Sun. Machine learning approach for sequence clustering with applications to ground-motion selection. *Journal of Engineering Mechanics*, 146(6):04020040, 2020.
- [10] Susu Xu and Hae Young Noh. Phymdan: Physics-informed knowledge transfer between buildings for seismic damage diagnosis through adversarial learning. *Mechanical Systems and Signal Processing*, 151:107374, 2021.
- [11] Charles R Farrar and Keith Worden. *Structural health monitoring: a machine learning perspective*. John Wiley & Sons, 2012.
- [12] Nikolaos Dervilis. *A machine learning approach to structural health monitoring with a view towards wind turbines*. PhD thesis, University of Sheffield, 2013.
- [13] Xiaomo Jiang, Sankaran Mahadevan, and Yong Yuan. Fuzzy stochastic neural network model for structural system identification. *Mechanical Systems and Signal Processing*, 82:394–411, 2017.

- [14] Zhilu Lai and Satish Nagarajaiah. Sparse structural system identification method for nonlinear dynamic systems with hysteresis/inelastic behavior. *Mechanical Systems and Signal Processing*, 117:813–842, 2019.
- [15] Zhao Chen, Ruiyang Zhang, Jingwei Zheng, and Hao Sun. Sparse bayesian learning for structural damage identification. *Mechanical Systems and Signal Processing*, 140:106689, 2020.
- [16] Xing Liu, Christos E Athanasiou, Nitin P Padture, Brian W Sheldon, and Huajian Gao. Knowledge extraction and transfer in data-driven fracture mechanics. *Proceedings of the National Academy of Sciences*, 118(23), 2021.
- [17] Zhilu Lai, Charilaos Mylonas, Satish Nagarajaiah, and Eleni Chatzi. Structural identification with physics-informed neural ordinary differential equations. *Journal of Sound and Vibration*, 508:116196, 2021.
- [18] Lawrence A Bull, Paul Gardner, Timothy J Rogers, Elizabeth J Cross, Nikolaos Dervilis, and Keith Worden. Probabilistic inference for structural health monitoring: New modes of learning from data. *ASCE-ASME Journal of Risk and Uncertainty in Engineering Systems, Part A: Civil Engineering*, 7(1):03120003, 2021.
- [19] Junyoung Chung, Caglar Gulcehre, KyungHyun Cho, and Yoshua Bengio. Empirical evaluation of gated recurrent neural networks on sequence modeling. *arXiv preprint arXiv:1412.3555*, 2014.
- [20] Daphne Koller and Nir Friedman. *Probabilistic graphical models: principles and techniques*. MIT press, 2009.
- [21] Chenzhao Li, Sankaran Mahadevan, You Ling, Liping Wang, and Sergio Choe. A dynamic bayesian network approach for digital twin. In *19th AIAA Non-Deterministic Approaches Conference*, page 1566, 2017.
- [22] Lawrence Rabiner and Biinghwang Juang. An introduction to hidden markov models. *ieee assp magazine*, 3(1):4–16, 1986.
- [23] Laurent Girin, Simon Leglaive, Xiaoyu Bie, Julien Diard, Thomas Hueber, and Xavier Alameda-Pineda. Dynamical variational autoencoders: A comprehensive review. *arXiv preprint arXiv:2008.12595*, 2020.
- [24] Diederik P Kingma and Max Welling. Auto-encoding variational bayes. *arXiv preprint arXiv:1312.6114*, 2013.
- [25] Rahul G Krishnan, Uri Shalit, and David Sontag. Deep kalman filters. *arXiv preprint arXiv:1511.05121*, 2015.
- [26] Rahul Krishnan, Uri Shalit, and David Sontag. Structured inference networks for nonlinear state space models. In *Proceedings of the AAAI Conference on Artificial Intelligence*, volume 31, 2017.
- [27] Maximilian Karl, Maximilian Soelch, Justin Bayer, and Patrick Van der Smagt. Deep variational bayes filters: Unsupervised learning of state space models from raw data. *arXiv preprint arXiv:1605.06432*, 2016.

- [28] Marco Fraccaro, Simon Kamronn, Ulrich Paquet, and Ole Winther. A disentangled recognition and nonlinear dynamics model for unsupervised learning. *arXiv preprint arXiv:1710.05741*, 2017.
- [29] Justin Bayer and Christian Osendorfer. Learning stochastic recurrent networks. *arXiv preprint arXiv:1411.7610*, 2014.
- [30] Junyoung Chung, Kyle Kastner, Laurent Dinh, Kratarth Goel, Aaron Courville, and Yoshua Bengio. A recurrent latent variable model for sequential data. *arXiv preprint arXiv:1506.02216*, 2015.
- [31] Daniel Gedon, Niklas Wahlström, Thomas B Schön, and Lennart Ljung. Deep state space models for nonlinear system identification. *arXiv preprint arXiv:2003.14162*, 2020.
- [32] Richard S Sutton and Andrew G Barto. *Reinforcement learning: An introduction*. MIT press, 2018.
- [33] Bernhard Kratzwald, Suzana Ilić, Mathias Kraus, Stefan Feuerriegel, and Helmut Prendinger. Deep learning for affective computing: Text-based emotion recognition in decision support. *Decision Support Systems*, 115:24–35, 2018.
- [34] Michael Everett, Yu Fan Chen, and Jonathan P How. Motion planning among dynamic, decision-making agents with deep reinforcement learning. In *2018 IEEE/RSJ International Conference on Intelligent Robots and Systems (IROS)*, pages 3052–3059. IEEE, 2018.
- [35] Alana Lund, Ilias Bilionis, and Shirley J Dyke. Variational inference for nonlinear structural identification. *Journal of Applied and Computational Mechanics*, 2020.
- [36] Danilo Jimenez Rezende, Shakir Mohamed, and Daan Wierstra. Stochastic backpropagation and approximate inference in deep generative models. In *International conference on machine learning*, pages 1278–1286. PMLR, 2014.
- [37] Diederik P Kingma and Max Welling. An introduction to variational autoencoders. *arXiv preprint arXiv:1906.02691*, 2019.
- [38] Mike Schuster and Kuldeep K Paliwal. Bidirectional recurrent neural networks. *IEEE transactions on Signal Processing*, 45(11):2673–2681, 1997.
- [39] Eli Bingham, Jonathan P. Chen, Martin Jankowiak, Fritz Obermeyer, Neeraj Pradhan, Theofanis Karaletsos, Rohit Singh, Paul Szerlip, Paul Horsfall, and Noah D. Goodman. Pyro: Deep Universal Probabilistic Programming. *Journal of Machine Learning Research*, 2018.
- [40] Torbjörn Wigren and Johan Schoukens. Three free data sets for development and benchmarking in nonlinear system identification. In *2013 European control conference (ECC)*, pages 2933–2938. IEEE, 2013.
- [41] Matteo Corbetta, Claudio Sbarufatti, Marco Giglio, and Michael D Todd. Optimization of non-linear, non-gaussian bayesian filtering for diagnosis and prognosis of monotonic degradation processes. *Mechanical Systems and Signal Processing*, 104:305–322, 2018.

APPENDIX A. FACTORIZATION OF ELBO

With the assumed Markovian property for the interdependence of \mathbf{x} (\mathbf{x} is short for $\mathbf{x}_{1:T}$) and \mathbf{z} (\mathbf{z} is short for $\mathbf{z}_{1:T}$): $p(\mathbf{z}) = \prod_{t=1}^T p(\mathbf{z}_t | \mathbf{z}_{t-1})$ and $p(\mathbf{x} | \mathbf{z}) = \prod_{t=1}^T p(\mathbf{x}_t | \mathbf{z}_t)$, one can further decompose the ELBO function $\mathcal{L}(\theta, \phi; \mathbf{x})$. We first factorize the approximate posterior $q_\phi(\mathbf{z} | \mathbf{x})$ with the mentioned Markovian behavior:

$$\begin{aligned} q(\mathbf{z} | \mathbf{x}) &= \prod_{t=1}^T q(\mathbf{z}_t | \mathbf{z}_{1:t-1}, \mathbf{x}), \\ &= \prod_{t=1}^T q(\mathbf{z}_t | \mathbf{z}_{t-1}, \mathbf{x}), \end{aligned} \tag{31}$$

where $q(\mathbf{z}_1 | \mathbf{z}_0, \mathbf{x})$ is simply $q(\mathbf{z}_1 | \mathbf{x})$ as the initial condition inferred by measured data \mathbf{x} . Then KL-divergence term can simplify as

$$\begin{aligned} &\text{KL}(q(\mathbf{z}_{1:T} | \mathbf{x}) || p(\mathbf{z}_{1:T})) \\ &= \int_{\mathbf{z}_1} \cdots \int_{\mathbf{z}_T} q(\mathbf{z}_{1:T} | \mathbf{x}_{1:T}) \log \frac{q(\mathbf{z}_1) \cdots q(\mathbf{z}_T | \mathbf{z}_{T-1}, \mathbf{x}_{1:T})}{p(\mathbf{z}_1) \cdots p(\mathbf{z}_T | \mathbf{z}_{T-1})} d\mathbf{z}_T \cdots d\mathbf{z}_1 \\ &= \int_{\mathbf{z}_1} \cdots \int_{\mathbf{z}_T} q(\mathbf{z}_{1:T} | \mathbf{x}_{1:T}) \sum_{t=1}^T \log \frac{q(\mathbf{z}_t | \mathbf{z}_{t-1}, \mathbf{x}_{1:T})}{p(\mathbf{z}_t | \mathbf{z}_{t-1})} d\mathbf{z}_T \cdots d\mathbf{z}_1 \\ &= \sum_{t=1}^T \int_{\mathbf{z}_1} \cdots \int_{\mathbf{z}_T} q(\mathbf{z}_{1:T} | \mathbf{x}_{1:T}) \log \frac{q(\mathbf{z}_t | \mathbf{z}_{t-1}, \mathbf{x}_{1:T})}{p(\mathbf{z}_t | \mathbf{z}_{t-1})} d\mathbf{z}_T \cdots d\mathbf{z}_1 \\ &= \sum_{t=1}^T \int_{\mathbf{z}_{t-1}} \int_{\mathbf{z}_t} q(\mathbf{z}_{t-1}, \mathbf{z}_t | \mathbf{x}_{1:T}) \log \frac{q(\mathbf{z}_t | \mathbf{z}_{t-1}, \mathbf{x}_{1:T})}{p(\mathbf{z}_t | \mathbf{z}_{t-1})} d\mathbf{z}_t d\mathbf{z}_{t-1} \end{aligned} \tag{32}$$

(irrelevant latent variables, \mathbf{z}_t for $t \notin \{t-1, t\}$, are integrated out)

$$\begin{aligned} &= \sum_{t=1}^T \int_{\mathbf{z}_{t-1}} \int_{\mathbf{z}_t} q(\mathbf{z}_{t-1} | \mathbf{x}_{1:T}) q(\mathbf{z}_t | \mathbf{z}_{t-1}, \mathbf{x}_{1:T}) \log \frac{q(\mathbf{z}_t | \mathbf{z}_{t-1}, \mathbf{x}_{1:T})}{p(\mathbf{z}_t | \mathbf{z}_{t-1})} d\mathbf{z}_t d\mathbf{z}_{t-1} \\ &= \sum_{t=1}^T \int_{\mathbf{z}_{t-1}} q(\mathbf{z}_{t-1} | \mathbf{x}_{1:T}) \left(\int_{\mathbf{z}_t} q(\mathbf{z}_t | \mathbf{z}_{t-1}, \mathbf{x}_{1:T}) \log \frac{q(\mathbf{z}_t | \mathbf{z}_{t-1}, \mathbf{x}_{1:T})}{p(\mathbf{z}_t | \mathbf{z}_{t-1})} d\mathbf{z}_t \right) d\mathbf{z}_{t-1} \\ &= \sum_{t=1}^T \mathbb{E}_{q(\mathbf{z}_{t-1} | \mathbf{x}_{1:T})} [\text{KL}(q(\mathbf{z}_t | \mathbf{z}_{t-1}, \mathbf{x}_{1:T}) || p(\mathbf{z}_t | \mathbf{z}_{t-1}))]. \end{aligned}$$

Substitute the above result into ELBO $\mathcal{L}(\theta, \phi; \mathbf{x})$, the objective function now decomposes as:

$$\begin{aligned}
\mathcal{L}(\theta, \phi; \mathbf{x}) &= \mathbb{E}_q[\log p(\mathbf{x}|\mathbf{z})] - \text{KL}[q(\mathbf{z}|\mathbf{x})||p(\mathbf{z})] \\
&= \sum_{t=1}^T \mathbb{E}_q \log p(\mathbf{x}_t|\mathbf{z}_t) - \text{KL}[q(\mathbf{z}|\mathbf{x})||p(\mathbf{z})] \\
&= \sum_{t=1}^T \mathbb{E}_q \log p(\mathbf{x}_t|\mathbf{z}_t) - \sum_{t=1}^T \mathbb{E}_{q(\mathbf{z}_{t-1}|\mathbf{x}_{1:T})} [\text{KL}(q(\mathbf{z}_t|\mathbf{z}_{t-1}, \mathbf{x}_{1:T})||p(\mathbf{z}_t|\mathbf{z}_{t-1}))] \\
&= \sum_{t=1}^T \mathbb{E}_q \log p(\mathbf{x}_t|\mathbf{z}_t) - \sum_{t=1}^T \mathbb{E}_q \log q(\mathbf{z}_t|\mathbf{z}_{t-1}, \mathbf{x}_{1:T}) + \sum_{t=1}^T \mathbb{E}_q \log p(\mathbf{z}_t|\mathbf{z}_{t-1}),
\end{aligned} \tag{33a}$$

or more specifically (adding the specific parameterization):

$$\mathcal{L}(\mathcal{D}; (\theta, \phi)) = \sum_{t=1}^T \mathbb{E}_{q_\phi} [\underbrace{\log p_\theta(\mathbf{z}_t|\mathbf{z}_{t-1})}_{\text{transition}} + \underbrace{\log p_\theta(\mathbf{x}_t|\mathbf{z}_t)}_{\text{emission}} - \underbrace{\log q_\phi(\mathbf{z}_t|\mathbf{z}_{t-1}, \mathbf{x}_{1:T})}_{\text{inference}}]. \tag{33b}$$

APPENDIX B. ELBO FOR PHYSICS-GUIDED DEEP MARKOV MODEL

In the following derivation, \mathbf{z} is abbreviated for $\mathbf{z}_{1:T}$, and \mathbf{x} is abbreviated for $\mathbf{x}_{1:T}$. The region Ω is defined as $\Omega = \{(\mathbf{z}^{\text{phy}}, \mathbf{z}^{\text{NN}}) | \alpha \mathbf{z}^{\text{phy}} + (1 - \alpha) \mathbf{z}^{\text{NN}} = \mathbf{z}\}$.

$$\begin{aligned}
\log p(\mathbf{x}) &= \log \int p_\theta(\mathbf{z}) p_\theta(\mathbf{x}|\mathbf{z}) d\mathbf{z} \\
&= \log \int \left(\iint_{\Omega} p_\theta(\mathbf{z}^{\text{phy}}) p_\theta(\mathbf{z}^{\text{NN}}) d\mathbf{z}^{\text{phy}} d\mathbf{z}^{\text{NN}} \right) p_\theta(\mathbf{x}|\mathbf{z}) d\mathbf{z} \\
&= \log \iiint_{\Omega} \frac{q_\phi(\mathbf{z}|\mathbf{x})}{q_\phi(\mathbf{z}|\mathbf{x})} p_\theta(\mathbf{z}^{\text{phy}}) p_\theta(\mathbf{z}^{\text{NN}}) p_\theta(\mathbf{x}|\mathbf{z}) d\mathbf{z}^{\text{phy}} d\mathbf{z}^{\text{NN}} d\mathbf{z} \\
&= \log \iiint_{\Omega} q_\phi(\mathbf{z}|\mathbf{x}) \frac{p_\theta(\mathbf{z}^{\text{phy}})}{q_\phi(\mathbf{z}^{\text{phy}}|\mathbf{x})} \frac{p_\theta(\mathbf{z}^{\text{NN}})}{q_\phi(\mathbf{z}^{\text{NN}}|\mathbf{x})} p_\theta(\mathbf{x}|\mathbf{z}) d\mathbf{z}^{\text{phy}} d\mathbf{z}^{\text{NN}} d\mathbf{z} \\
&\geq \iiint_{\Omega} q_\phi(\mathbf{z}|\mathbf{x}) \log \left[p_\theta(\mathbf{x}|\mathbf{z}) \frac{p_\theta(\mathbf{z}^{\text{phy}})}{q_\phi(\mathbf{z}^{\text{phy}}|\mathbf{x})} \frac{p_\theta(\mathbf{z}^{\text{NN}})}{q_\phi(\mathbf{z}^{\text{NN}}|\mathbf{x})} \right] d\mathbf{z}^{\text{phy}} d\mathbf{z}^{\text{NN}} d\mathbf{z} \\
&= \int q_\phi(\mathbf{z}|\mathbf{x}) \log p_\theta(\mathbf{x}|\mathbf{z}) d\mathbf{z} \\
&\quad + \iint q_\phi(\mathbf{z}^{\text{phy}}|\mathbf{x}) q_\phi(\mathbf{z}^{\text{NN}}|\mathbf{x}) \log \left[\frac{p_\theta(\mathbf{z}^{\text{phy}})}{q_\phi(\mathbf{z}^{\text{phy}}|\mathbf{x})} \frac{p_\theta(\mathbf{z}^{\text{NN}})}{q_\phi(\mathbf{z}^{\text{NN}}|\mathbf{x})} \right] d\mathbf{z}^{\text{phy}} d\mathbf{z}^{\text{NN}} \\
&= \mathbb{E}_{q_\phi} [\log p_\theta(\mathbf{x}|\mathbf{z})] + \mathbb{E}_{q_\phi} \left[\log \frac{p_\theta(\mathbf{z}^{\text{phy}})}{q_\phi(\mathbf{z}^{\text{phy}}|\mathbf{x})} \right] + \mathbb{E}_{q_\phi} \left[\log \frac{p_\theta(\mathbf{z}^{\text{NN}})}{q_\phi(\mathbf{z}^{\text{NN}}|\mathbf{x})} \right] \\
&= \mathbb{E}_{q_\phi} [\log p_\theta(\mathbf{x}|\mathbf{z})] - \left\{ \text{KL}(q_\phi(\mathbf{z}^{\text{phy}}|\mathbf{x}) || p_\theta(\mathbf{z}^{\text{phy}})) + \text{KL}(q_\phi(\mathbf{z}^{\text{NN}}|\mathbf{x}) || p_\theta(\mathbf{z}^{\text{NN}})) \right\} \\
&=: \mathcal{L}_{\text{phy}}(\theta, \phi; \mathbf{x}).
\end{aligned}$$

Note that the conditional independence holds for the both inference networks, since the shared parameters in the both networks are only for \mathbf{x} . Thus we have

$$q_\phi(\mathbf{z}|\mathbf{x}) = q_\phi(\mathbf{z}^{\text{phy}}, \mathbf{z}^{\text{NN}}|\mathbf{x}) = q_\phi(\mathbf{z}^{\text{phy}}|\mathbf{x}) q_\phi(\mathbf{z}^{\text{NN}}|\mathbf{x}), \quad (34)$$

which means the inferences for \mathbf{z}^{phy} and \mathbf{z}^{NN} are independent.

Similar to the derivation of factorization for regular ELBO shown in Appendix A, the ELBO

for our model is further factorized as

$$\begin{aligned}
\mathcal{L}_{\text{phy}}(\theta, \phi; \mathbf{x}) &= \sum_{t=1}^T \mathbb{E}_{q_\phi} \log p(\mathbf{x}_t | \mathbf{z}_t) \\
&\quad - \left\{ \sum_{t=1}^T \mathbb{E}_{q_\phi^{\text{phy}}(\mathbf{z}_{t-1}^{\text{phy}} | \mathbf{x}_{1:T})} [\text{KL}(q_\phi^{\text{phy}}(\mathbf{z}_t^{\text{phy}} | \mathbf{z}_{t-1}^{\text{phy}}, \mathbf{x}_{1:T}) || p_\theta(\mathbf{z}_t^{\text{phy}} | \mathbf{z}_{t-1}^{\text{phy}}))] \right. \\
&\quad \left. + \sum_{t=1}^T \mathbb{E}_{q_\phi^{\text{NN}}(\mathbf{z}_{t-1}^{\text{NN}} | \mathbf{x}_{1:T})} [\text{KL}(q_\phi^{\text{NN}}(\mathbf{z}_t^{\text{NN}} | \mathbf{z}_{t-1}^{\text{NN}}, \mathbf{x}_{1:T}) || p_\theta(\mathbf{z}_t^{\text{NN}} | \mathbf{z}_{t-1}^{\text{NN}}))] \right\}.
\end{aligned}$$