

# MReD: A Meta-Review Dataset for Controllable Text Generation

Chenhui Shen<sup>\*†1,2</sup> Liying Cheng<sup>\*†1,3</sup> Ran Zhou<sup>†1,4</sup> Lidong Bing<sup>1</sup> Yang You<sup>2</sup> Luo Si<sup>1</sup>

<sup>1</sup>DAMO Academy, Alibaba Group <sup>2</sup>National University of Singapore

<sup>3</sup>Singapore University of Technology and Design <sup>4</sup>Nanyang Technological University

{chenhui.shen, liying.cheng, ran.zhou}@alibaba-inc.com

{l.bing, luo.si}@alibaba-inc.com youy@comp.nus.edu.sg

## Abstract

When directly using existing text generation datasets for controllable generation, we are facing the problem of not having the domain knowledge and thus the aspects that could be controlled are limited. A typical example is when using CNN/Daily Mail dataset for controllable text summarization, there is no guided information on the emphasis of summary sentences. A more useful text generator should leverage both the input text and control variables to guide the generation, which can only be built with deep understanding of the domain knowledge. Motivated by this vision, our paper introduces a new text generation dataset, named MReD. Our new dataset consists of 7,089 meta-reviews and all its 45k meta-review sentences are manually annotated as one of the carefully defined 9 categories, including abstract, strength, decision, etc. We present experimental results on start-of-the-art summarization models, and propose methods for controlled generation on both extractive and abstractive models using our annotated data. By exploring various settings and analysing the model behavior with respect to the control inputs, we demonstrate the challenges and values of our dataset. MReD allows us to have a better understanding of the meta-review corpora and enlarge the research room for controllable text generation <sup>1</sup>.

## meta-review:

[This paper studies n-step returns in off-policy RL and introduces a novel algorithm which adapts the return's horizon n in function of a notion of policy's age.]←**ABSTRACT** [Overall, the reviewers found that the paper presents interesting observations and promising experimental results.]←**STRENGTH** [However, they also raised concerns in their initial reviews, regarding the clarity of the paper, its theoretical foundations and its positioning (notably regarding the bias/variance tradeoff of uncorrected n-step returns) and parts of the experimental results.]←**WEAKNESS** [In the absence of rebuttal or revised manuscript from the authors, not much discussion was triggered.]←**REBUTTAL PROCESS** [Based on the initial reviews, the AC cannot recommend accepting this paper, but the authors are encouraged to pursue this interesting research direction.]←**DECISION**

Table 1: An example of annotated meta-review. **CATEGORY** indicates the category of each sentence.

to-more, and neck-to-neck. The more-to-less text generation tasks output a concise piece of text from some more abundant input, such as text summarization (Tan et al., 2017; Kryściński et al., 2018). The less-to-more generation tasks generate a more abundant output from some obviously simpler input, such as prompt-based story generation (Fan et al., 2018). The neck-to-neck generation aims at generating an output text which conveys the same quantity of knowledge as the input but in natural language, such as typical RDF triples to text tasks (Gardent et al., 2017) and style transfer (Shen et al., 2017).

To some extent, the existing tasks are not so enlightening because they do not have deep understanding on the domains they are working on, i.e., domain knowledge. Take text summarization as an example, the most well-experimented dataset CNN/Daily Mail (Nallapati et al., 2016) is composed of the training pairs of news content and news titles. However, it does not tell why a particular piece of news content should have that corresponding title, say for the same earning report, why one media emphasizes its new business success in the title, but another emphasizes its net income.

## 1 Introduction

Text generation has been brought to a new era along with the development of neural network based generation techniques. Along the dimension of the mapping relation between the input information and the output text, we can roughly group the recent tasks into three clusters: more-to-less, less-

<sup>\*</sup> Equally Contributed.

<sup>†</sup> Chenhui, Liying, and Ran are under the Joint PhD Program between Alibaba and their corresponding universities.

<sup>1</sup> We will release our code and data at <https://github.com/Shen-Chenhui/MReD/>.

Obviously there is not a standard answer regarding right or wrong. For such cases, if we can specify a control variable, say “emphasizing new business”, the generated text would make more sense to users using the text generator.

In this paper, we prepare a new text generation dataset by deeply analyzing the meta-reviews in the peer reviewing system, namely the open reviews of ICLR, which for the first time allows the generator to be trained by taking the input texts and control variables simultaneously. We name our Meta-Review Dataset as MReD. It is not only suitable for vanilla summarization, but also allows the trained generator to generate varied summaries according to the control variables. Note that for ease of preparation and explanation, we ground our dataset in the peer review domain. However, the data preparation methodology and proposed models are transferable to other domains, which is indeed what we hope to motivate with this effort.

We collect 7,089 meta-reviews from ICLR in recent years (2018 - 2021), and fully annotate the dataset. Each sentence in the meta-review is classified into one of the 9 pre-defined categories: abstract, strength, weakness, rating summary, area chair (AC) disagreement, rebuttal process, suggestion, decision and miscellaneous (misc). Table 1 shows an annotated example from MReD, where each sentence is classified into a single category that best describes the characteristic and intention of this sentence. Unlike previous text generation datasets, the annotations provide rich information on the aspects of each sentence in meta-reviews.

Given the rich annotations, MReD can naturally serve the purpose for controllable text generation, for which we utilize the annotated category information as control variables to guide the meta-review generation, and also design several review-arrangement methods to re-arrange the sequences of reviews. Through the experimental result analysis of the above two tasks, we demonstrate the value of our MReD data and shed light on the possible future research.

To summarize, our contributions include:

- We introduce a fully-annotated meta-review dataset and provide a thorough data analysis. We will release the annotated meta-reviews and associated reviews/rebuttals to the community.
- We conduct preliminary experiments with the new dataset on both extractive baselines and start-of-the-art abstractive models so that other

researchers can easily do further study.

- We propose control methods for both extractive and abstractive models and show that we can freely enforce different generation structures by specifying the control sequence given to the model. We will also release the experiment code and detailed setting to the community.

## 2 MReD: Meta-Review Dataset

This paper explores the controllable text generation in a new domain, i.e., the meta-reviews in the peer reviewing system. Unlike previous datasets that mainly focus on domains like news, meta-review is a worth-studying domain containing essential and high-density opinions. Specifically, during the peer review process of scientific work submissions, a senior reviewer or area chair will recommend a decision and manually write a meta-review to summarize the opinions from different reviewers. We first introduce the data collection process, and then describe the annotation details, followed by dataset analysis.

### 2.1 Data Collection

We collect the meta-review related data from an online peer reviewing platform for ICLR<sup>2</sup> from 2018 to 2021. Note that the submissions from earlier years are not collected because their meta-reviews are not released. To prepare our dataset for controllable text generation, for each submission, we collect multiple review passages with each reviewer’s rating score and confidence level, the final meta-review decision and the meta-review passage. Table 2 shows the statistics of data collected for each year. Initially 7,894 submissions are collected. After filtering, 7,089 meta-reviews are retained with their corresponding 23,675 reviews. The lack of annotated data in the peer review domain is a common issue. Given the level of detailed annotations as explained in the next section, we believe our dataset is on a comparable scale as the other annotated datasets we surveyed in the peer review domain.

### 2.2 Data Annotation

In contrast to the existing datasets that are directly used for text generation, we aim to leverage the domain knowledge by having a comprehensive understanding on the meta-reviews. 14 professional data annotators are hired from a data annotation

<sup>2</sup><https://openreview.net/>

Year	#Submissions	#withReviews	#Meta-Reviews
2018	994	942	892
2019	1,689	1,639	1,412
2020	2,595	2,517	2,169
2021	2,616	2,616	2,616
Total	7,894	7,714	7,089

Table 2: Dataset statistics of MReD.

company and 12 of them are selected to label the sentences in meta-reviews with pre-defined categories following the annotation guidelines. Note that we select the data annotators based on their annotation qualities during a trial round, and the selected data annotators are fully paid for their work. Each meta-review sentence is independently labelled by 2 different annotators, and a third annotator resolves any existing disagreement between the previous annotators. We label 45,929 sentences from 7,089 meta-reviews in total, and calculate the cohen’s kappa between the two annotators is 0.968.

In terms of the data annotation guidelines, based on the nature of meta-reviews, we pre-define 9 categories: abstract, strength, weakness, suggestion, rebuttal process, rating summary, area chair (AC) disagreement, decision and miscellaneous (misc). Table 3 shows the definitions and a few typical examples for each category. The identification of categories of some sentences is fairly straightforward, while some sentences are relatively ambiguous. Therefore, besides following the definitions of each category, the annotators are also required to follow the additional rules as below.

First, instead of only looking at an individual sentence, the annotators are given a complete paragraph of meta-review to label each sentence with the context information. For example, if the area chair writes a sentence providing some extra background knowledge in the discussion of the weakness of the submission, that sentence itself can be considered as “misc”. However, it should be labelled as “weakness” to be consistent in context. We provide one special example in Appendix A to further illustrate the details.

Second, not every sentence can be strictly classified into a single category. When a sentence contains information from multiple categories, the annotators should consider its main point and primary purpose. For instance, “Although the paper discusses an interesting topic and contains potentially interesting idea, its novelty is limited.” Even

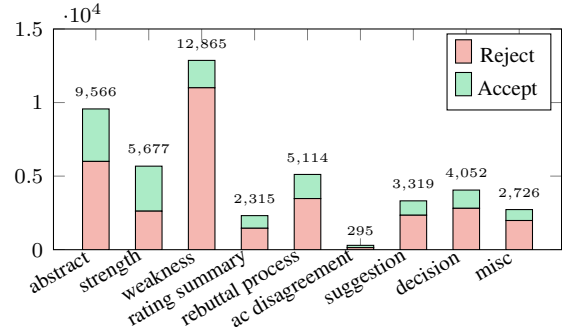


Figure 1: Sentence numbers in different categories.

	[1,2]	[2,3]	[3,4]	[4,5]	[5,6]	[6,7]	[7,8]	>=8
<=50	28% (48)	29% (83)	26% (169)	18% (270)	8% (170)	14% (254)	24% (132)	36% (29)
[51,100]	38% (65)	33% (94)	37% (247)	30% (470)	29% (583)	30% (526)	34% (192)	29% (23)
[101,150]	17% (30)	22% (64)	19% (124)	23% (354)	25% (495)	24% (431)	24% (135)	23% (18)
>150	17% (29)	16% (45)	18% (118)	29% (455)	38% (771)	32% (555)	18% (100)	12% (10)

Figure 2: Meta-review length distribution across different rating scores. The number in the bracket shows the submission count.

though the first half of the sentence discusses the strength of the submission, the primary purpose of this sentence is to point out its weakness, and therefore the sentence should be labelled as weakness.

Furthermore, there are still some cases where the main point of the sentence is hard to differentiate from multiple categories. We then define a priority order of these 9 categories according to the importance of each category for annotators to follow: decision > rating summary > strength = weakness > ac disagreement > rebuttal process > abstract > suggestion > miscellaneous. There are some rare cases, such as a sentence contains both “strength” and “weakness” while there is no special focus on either. We then label this sentence based on the final decision. If this submission is accepted, we label the sentence as “strength”; and vice versa.

### 2.3 Data Analysis

To better understand the MReD dataset, we conduct the following analysis along different dimensions.

**Sentence distribution across categories.** The sentence numbers in different categories are shown in Figure 1, further breakdown by the final decision (i.e., accept or reject). Among 7,089 submis-

Categories	Definitions	Examples
<b>abstract</b>	A piece of summary about the contents of the submission	“The paper presents/explores/describes/addresses/proposes ...”
<b>strength</b>	Reviewers’ opinions about the strengths of the submission	“The reviewers found the paper interesting.” “The method and justification are clear.” “The quantitative results are promising.”
<b>weakness</b>	Reviewers’ opinions about the weaknesses of the submission	“The paper is somewhat incremental ...” “... claims are confusing” “The main concern is ...” “... unfair experimental comparisons ...”
<b>rating summary</b>	A summary about reviewers’ rating scores or decisions	“R1 recommends Accept.” “All four reviewers ultimately recommended acceptance.” “Reviews were somewhat mixed, but also with mixed confidence scores.”
<b>ac disagreement</b>	Area chair (AC) shares different opinions to reviewers	“The area chair considers the remaining concerns by Reviewer 3 as invalid.” “I do not agree with the criticism about ...” “I disagree with the second point ...”
<b>rebuttal process</b>	Contents related to authors’ rebuttal with respect to reviews or discussions between reviewers in the rebuttal period	“The authors have made various improvements to the paper” “... remained after the author rebuttal ...” “Authors provided convincing feedbacks on this key point.”
<b>suggestion</b>	Concrete suggestions for improving the submission	“... more analysis ...” “The authors are advised to take into account the issues about ...”
<b>decision</b>	Final decision (i.e., accept or reject) on the submission	“The paper is recommended as a poster presentation.” “AC recommends Reject.” “I recommend rejection.”
<b>miscellaneous</b>	None of the above, such as courtesy expressions.	“Thank you for submitting you paper to ICLR.” “I’ve summarized the pros and cons of the reviews below.”

Table 3: Category definitions and examples of meta-review sentences.

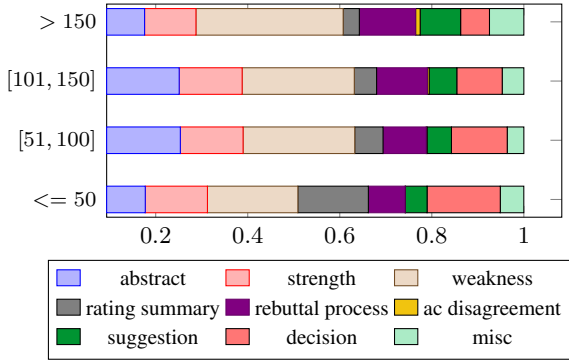


Figure 3: Sentence-level category distribution breakdown by different lengths of meta-reviews.

sions, there are 2,368 accepted and 4,721 rejected. Among all submissions and across the rejected submissions, “weakness” accounts for the largest proportion, while across the accepted ones, “abstract” and “strength” take up a great proportion. To some extent, these three categories which dominate in meta-reviews could be easily summarized from the reviewers’ comments. Some minor or subjective categories like “ac disagreement” are naturally hard to generate.

**Breakdown analysis by meta-review lengths and average rating scores.** We present the percentage of meta-reviews of different lengths in each score range, as shown in Figure 2. For example,

among the meta-reviews that receive the average score below 2 (i.e., the first column in the figure), 28% are less than or equal to 50 words, 38% falls in the length range of 51 to 100 words. We can observe that the meta-reviews tend to be longer for those submissions receiving scores in the middle range, while shorter for those with lower scores or higher scores. This coincides with our commonsense that for high-score and low-score submissions, the decisions tend to be a clear accept or a clear reject so that meta-reviews can be relatively shorter, while for those borderline submissions, area chairs have to carefully weigh the pros and cons to make the final decision (Appendix B.2). As shown in Figure 3, the meta-reviews with more than 150 words generally have a larger proportion of sentences describing “weakness” and “suggestion” for authors to improve the submissions. We further analyze the occurrence of each category for accepted papers and rejected papers separately across different score ranges. Figure 4 shows such occurrence for accepted papers, and same analysis for rejected papers can be found in Appendix B.1. As the score increases, the percentage of meta-reviews having “weakness”, “ac disagreement” and “suggestion” drops because the high-score submissions are more likely to be accepted. Even the percentage of “decision” drops following the same trend. In addition, the proportion of meta-reviews



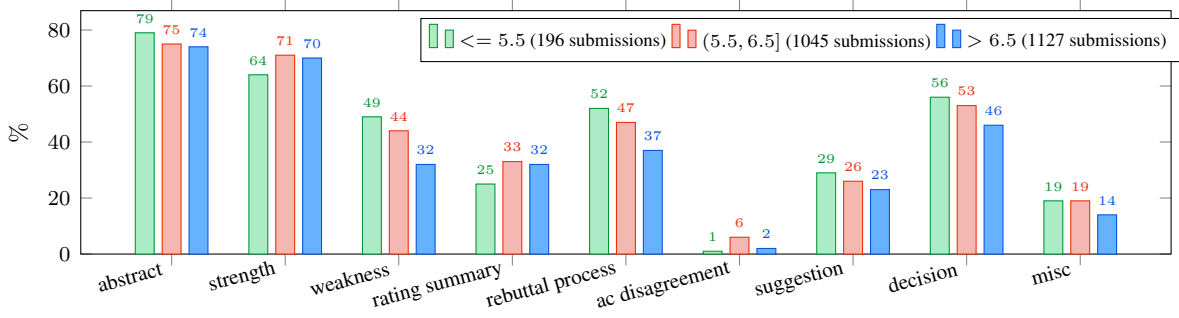


Figure 4: Occurrence of different categories for accepted papers, breakdown by average scores.

having “rebuttal process” is larger for submissions with lower scores. This suggests that the rebuttal process plays an important role in peer review process, especially in helping the borderline papers to be accepted.

**Meta-review patterns.** In order to study the common structures of meta-reviews, we present the transition matrix of different category segments in Figure 5, where the sum of each row is 1. Note that each segment represents the longest consecutive sentences with the same category. We add “<start>” and “<end>” tokens before and after each meta-review accordingly to investigate which categories tend to be at the start/end of the meta-reviews. It is clear to see that “abstract” usually positions at the beginning of the meta-review, while “suggestion” and “decision” usually appear in the end. There are also some clear patterns appearing in the meta-reviews, such as “abstract → strength → weakness”, “rating summary → weakness → rebuttal process”, and “abstract → weakness → decision”.

### 3 Controllable Meta-review Generation with MReD

#### 3.1 Task Definition

We aim to work on controllable text generation with rich domain knowledge. As explained, in uncontrolled generation, users cannot instruct the model to emphasize on desired aspects. However, in a domain such as meta-reviews, given the same review inputs, one AC may emphasize more on the “strength” of the paper following a sequence like “abstract → strength → decision”, whereas another AC may prefer a different structure with more focus on reviewers’ opinions and suggestions (i.e., “rating summary” and “suggestion”). To achieve such flexibility, our task is defined as: given the reviews of a submission and a control sequence for its

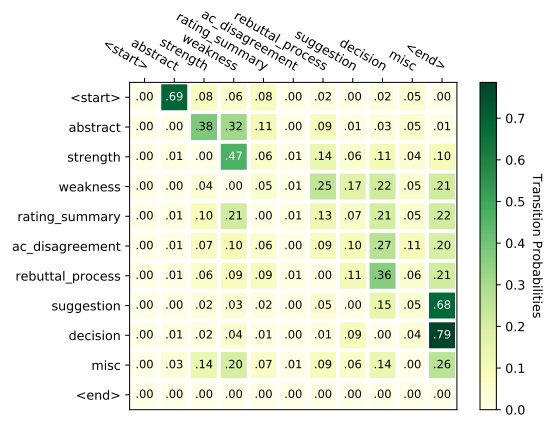


Figure 5: Transition matrix of different categories.

meta-review, the model aims to generate an meta-review derived from the reviews while following the control sequence.

#### 3.2 Explored Methods

As the recent generation works (Vaswani et al., 2017; Liu and Lapata, 2019; Xing et al., 2020) basically adopted an encoder-decoder based architecture and achieved state-of-the-art performance on many tasks and datasets, we primarily investigate the performance of such a framework on our task. Thus in this subsection, we present how to re-organize the review information and the control information as an input sequence of the encoder. We will also explore other baselines in the experiment section.

In order to summarize multiple reviews into a meta-review showing a desirable structure, we explicitly specify the control label sequence that a model should comply with. Specifically, we add the control sequence in front of the text passage. By directly combining both the control and textual information as the single input, our control method is independent of any specific encoder or decoder

Setting Name	Example Input
<b>Review Combination Methods</b>	
<i>longest-review</i>	[THE LONGEST REVIEW]
<i>concat</i>	Review1 <REVBREAK> Review2 <REVBREAK> Review3
<i>merge</i>	[MERGED CONTENT OF REVIEWS]
<i>rate-concat</i>	R1 rating score: $S_1$ , R2 rating score: $S_2$ , R3 rating score: $S_3$ . Review1 <REVBREAK> Review2 <REVBREAK> Review3
<i>rate-merge</i>	R1 rating score: $S_1$ , R2 rating score: $S_2$ , R3 rating score: $S_3$ . [MERGED CONTENT OF REVIEWS]
<b>Control Methods</b>	
<i>sentence-control</i>	abstract   abstract   decision ==> [TEXT PASSAGE]
<i>segment-control</i>	abstract   decision ==> [TEXT PASSAGE]

Table 4: Top section: examples for review combination methods for submission with 3 reviews. [THE LONGEST REVIEW] represents the longest review passage amongst all reviews received for the same submission. Review1, Review2, Review3 each represents the respective review content, and  $S_1$ ,  $S_2$ ,  $S_3$  are their corresponding rating scores. [MERGED-CONTENT OF REVIEWS] is generated by inserting review paragraphs into the longest review backbone according to cosine similarity scores. Bottom section: examples for control methods. [TEXT PASSAGE] refers to the content obtained from reviews using any review combination methods.

structures. Moreover, by placing the short control sequence in front, we avoid the possibility of losing such control information when a model truncates the input according to the input length limit.

Since the reviews contain much more information than the meta-review and the control sequence, how to re-organize the sentences in the review passage may affect the effectiveness of the encoder to capture more useful information. We then explore various methods to re-organize the multiple reviews of the same submission: **Concat** - we simply concatenate all reviews one after another according to their sequence. **Merge** - we first segment all reviews into paragraphs and choose the longest review passage as a backbone. Then, we calculate the cosine similarity between each paragraph in other reviews and the paragraphs in the backbone, and insert them after the backbone paragraph of the highest cosine similarity score. Additionally, we provide a baseline setting **longest-review**, which does not combine reviews but only uses the longest review passage as the source input.

Beside the review text, review rating score is another type of crucial information for writing meta reviews and it cannot be found in the review passages but exist in the field of rating score. To utilize such information, we create a rating score sentence in the following format: “R<sub>1</sub> rating score:  $S_1$ , R<sub>2</sub> rating score:  $S_2$ , ...”, where  $S_i$  corresponds to the score given by the  $i^{\text{th}}$  reviewer  $R_i$ , in the same sequence as used in **concat**. We add this rating sentence in front of the **concat** and **merge** settings to obtain **rate-concat** and **rate-merge** respectively.

As aforementioned, we place the control se-

quence in front of the re-organized review information. More specifically, we explore two different control methods: (1) **Sentence-control**, which uses one control label per target sentence, thus controls generation on a sentence-level. Note that this method can allow implicit control on the length (i.e., number of sentences) of the generation. (2) **Segment-control**, which treats consecutive sentences of the same label as one segment and only uses one label for a single segment. Example inputs of different settings are shown in Table 4. For instance, **sentence-control** repeats “abstract” in its control sequence whereas **segment-control** does not. This is because **segment-control** treats the 1<sup>st</sup> and 2<sup>nd</sup> target sentences of “abstract” as the same segment and only uses a single label to indicate it in the sequence.

Using the above input sequence as the source and the corresponding meta-review as the target, we can train an encoder-decoder model for controllable generation. Many transformer-based models have achieved state-of-the-art performance. Common abstractive summarization models include BART (Lewis et al., 2020), T5 (Raffel et al., 2020) and PEGASUS (Zhang et al., 2020). In this paper we focus on the *bart-large-cnn* model, one variant of the BART model (more experiments on other pre-trained models can be found in Appendix C.2). More specifically, we use the pytorch implementation in the open-source library Hugging Face Transformers (Wolf et al., 2020). Hence, all our future usage of the word “Transformers” refers to *bart-large-cnn* implementation in the Transformers library.

## 4 Experiments

### 4.1 Baselines

#### 4.1.1 Extractive Baselines

First, we provide three common extractive baselines under the uncontrolled setting, namely Lexrank (Erkan and Radev, 2004), Textrank (Mihalcea and Tarau, 2004) and MMR (Carbonell and Goldstein, 1998).

- Lexrank represents sentences in a graph and uses eigenvector centrality to calculate sentence importance scores.
- Textrank is another graph-based sentence ranking method that obtains vertex scores by running a “random-surfer model” until convergence.
- MMR, calculates sentence scores by reducing a scaled redundancy score from a scaled information relevance score. Its scaling hyperparameter  $\lambda$  has value between 0 and 1, where 0 means not considering information relevance but avoiding redundancy at all cost, and 1 means not considering redundancy at all.

After ranking the sentences, these models then select the ranked top  $k$  sentences as the generated output, where  $k$  is a hyperparameter deciding the size of the generated output.

For controlled extractive baselines, we select only the top input sentences with the same category labels as specified in the control sequence. These input sentence labels can be obtained using a LSTM-CRF (Lample et al., 2016) tagger trained on the labelled meta-reviews sentences. More details regarding the tagger can be found in Appendix C.1

#### 4.1.2 Generic Sentence Baselines

Considering the nature of meta-reviews, we could imagine some categories may have common phrases which would inflate the Rouge scores, such as “This paper proposes ...” for abstract, and “I recommend accepting this paper.” for decision, etc. To examine such impact, we select sentences that are generic in each category and combine these sentences to generate outputs according to the control sequences. For instance, if the control sequence is “abstract  $\rightarrow$  strength  $\rightarrow$  decision”, we take the most generic sentences from the categories of “abstract”, “strength” and “decision” respectively to form the output. Specifically, we create two generic sentence baselines by obtaining generic sentences from the training set of either the meta-review refer-

ences (i.e., target) or the input reviews (i.e., source), namely “Target Generic” and “Source Generic”.

We use “Target Generic” as an example to explain how to obtain the generic sentences. We group all meta-review sentences in the training set according to their label categories, and then rearrange the sentences in each category using Textrank (our best performing extractive model, more details shown later). Since Textrank ranks the input sentences based on each sentence’s content connection with others, sentences with higher rankings are also more general in the sense that they have more shared contents with others.

Additionally, submissions with very high or very low scores may inflate the Rouge scores differently. This is suggested by our data analysis in Fig.2, that an AC may elaborate more on borderline papers but write more succinctly for clear-cut papers. Therefore, we also obtain the generic sentences from only the high-score examples (i.e., average rating  $\geq 7$ ) or the low-score examples (i.e., average rating  $\leq 3$ ). We name these obtained baselines as “Source High Score”, “Source Low Score”, “Target High Score” and “Target Low Score” accordingly.

### 4.2 Experimental Setting

We conduct text generation experiments on our MReD dataset with the following preprocessing: (1) Since the majority of the submissions have more than 3 reviews, we filter the dataset to remove the submissions with only one or two reviews. (2) We also filter the dataset to ensure the meta-reviews containing 20 to 400 words as certain meta-review passages are extremely short or long. After preprocessing, we obtain a total of 6,693 source-target pairs. We randomly split the examples into train, validation and test sets by a ratio of 8:1:1, and evaluate our generated outputs against the reference meta-reviews using the  $F_1$  scores of ROUGE<sub>1</sub>, ROUGE<sub>2</sub> and ROUGE<sub>L</sub> (Lin, 2004)<sup>3</sup>.

For the baselines, we set  $\lambda$  to 0.8 for MMR (Carbonell and Goldstein, 1998). Moreover, we set the number of extracted review sentences  $k$  to be the same as the number of meta-review sentences for all extractive models for a fairer comparison between the uncontrolled and controlled generations. Similarly, we use *sentence-control* for generic sentence baselines to ensure that the output contains the same number of sentences as the gold meta-

<sup>3</sup>We use the Hugging Face Transformers’ Rouge evaluation script, which has the field “use\_stemmer” enabled.

review sentences. In addition, for the generic sentence baselines, we want to avoid using the same sentence twice inside the same generation, because this will reduce the Rouge F<sub>1</sub> scores due to lower precision. Therefore, if the same label appears multiple times in a control sequence, we will use the the same number of generic sentences for that category down the ranking order. We obtain generic sentences from reviews and meta-reviews in the training set, and conduct generation on the test set.

For the Transformers model, we first load the pretrained model and then fine-tune it on MReD. All experiments are conducted on single V100 GPUs, using a batch size of 1 in order to fit the large pretrained model on a single GPU. During fine-tuning, we set the Transformers’ hyperparameters of “minimum\_target\_length” to 20, and “maximum\_target\_length” to 400, according to our filter range on the meta-review lengths. Since the Transformers model truncates the source length to 1024 tokens by default, we further explore extending the source truncation to 2048 and 3072 (detailed MReD source length statistics are shown in Appendix C.3). For the rest of the hyperparameters, we use the pretrained model’s default values.

### 4.3 Main Results

We summarize our main results on various baselines and the Transformers in Table 5. Amongst the extractive baselines, Textrank performs the best in both uncontrolled and controlled settings. For the generic sentence baselines, the target baselines significantly outperform the source baselines, with the low score baselines performing the best amongst both source and target baselines. This suggests that meta-reviews still differ from reviews in terms of the general language used, yet the writing on low score submissions is more typical for both reviews and meta-reviews. Lastly, amongst the Transformers settings, *sentence-control* is the best, followed by *segment-control*. We believe that this is most likely due to the former’s more fine-grained sentence-level control as compared to latter coarser segment-level control.

For all extractive and abstractive models, the controlled generation models outperform the uncontrolled ones, validating our intuition that controlled generation is more suitable for user-subjective scenarios such as meta-reviews. Moreover, the Transformers model far outperforms the extractive baselines, showing that the extraction-based genera-

	R <sub>1</sub>	R <sub>2</sub>	R <sub>L</sub>
Source Generic	23.00	3.19	11.56
Source High Score	23.37	3.58	12.82
Source Low Score	25.28	2.96	12.77
Target Generic	31.24	5.92	16.49
Target High Score	30.82	5.38	16.21
Target Low Score	<b>31.70</b>	<b>7.30</b>	<b>18.55</b>
MMR, uncontrolled	30.98	5.36	16.07
Lexrank, uncontrolled	31.42	6.62	16.39
Textrank, uncontrol	32.22	7.24	16.81
MMR, controlled	32.33	6.39	<b>17.60</b>
Lexrank, controlled	31.94	6.52	16.99
Textrank, controlled	<b>33.02</b>	<b>7.15</b>	17.49
Transformers, uncontrolled	34.70	8.71	20.92
Transformers, <i>sentence-control</i>	<b>38.82</b>	<b>10.71</b>	<b>23.11</b>
Transformers, <i>segment-control</i>	36.49	9.88	22.76

Table 5: Meta-review generation results on MReD dataset under Rouge<sub>1</sub>, Rouge<sub>2</sub>, and Rouge<sub>L</sub> F<sub>1</sub> scores. Top section shows the generic sentence baselines. Middle section shows the extractive baselines. Bottom section shows the Transformers uncontrolled baseline and two controlled generation results, using the review combination method *rate-concat* and truncation of 2048 input tokens.

tion is insufficient for MReD. This again affirms that meta-reviews differ in writing from reviews, as suggested by the much higher Rouge scores of the target generic sentence baselines over the source generic sentence baselines. Nevertheless, the Transformers model significantly outperforms both source-based and target-based generic sentence baselines, while all extractive baselines surpass the source-based generic sentence baselines. Note that the extractive baselines cannot be compared against the target-based generic sentence baselines since they do not have access to the target. This shows that despite certain generic phrases in the sentence categories do contribute to Rouge, all extractive and abstractive models still capture content-specific information for each input.

### 4.4 More Analysis

We further compare the effect of different review combination methods as discussed in Section 4.2. As shown in Table 6, the *longest-review* setting has the worst performance, thus validates that the review combination methods are necessary in order not to omit important information. *Merge* has better performance than *concat*, so it is possible that more organized contents could help to improve the performance. However, after adding the rating score



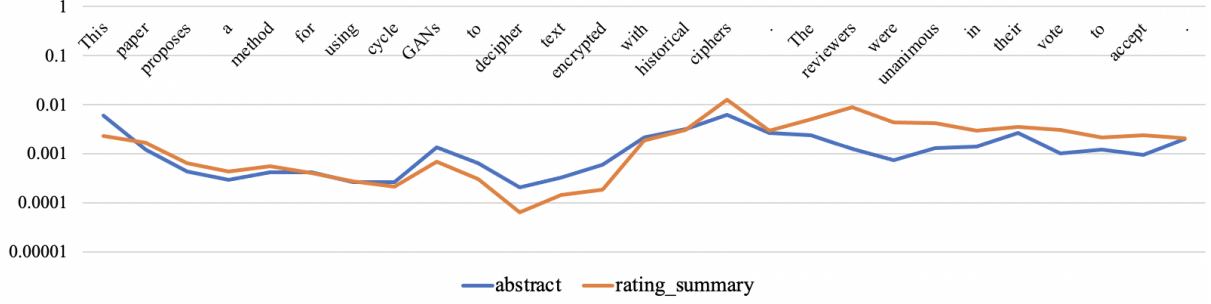


Figure 6: Cross attention weights of each generated token towards each control token in logarithmic scale.

	$R_1$	$R_2$	$R_L$
longest-review	33.00	7.98	20.37
concat	34.12	8.49	20.59
merge	34.42	<b>8.77</b>	20.73
rate-concat	<b>34.70</b>	8.71	<b>20.92</b>
rate-merge	34.40	8.72	20.74

Table 6: Meta-review uncontrolled generation results for different review combination methods with source truncation length of 2048.

length	$R_1$	$R_2$	$R_L$
1024	38.56	10.63	22.87
2048	<b>38.82</b>	<b>10.71</b>	<b>23.11</b>
3072	38.59	10.59	22.89

Table 7: Meta-review *sentence-controlled* generation results of different source truncation lengths.

sentence, *rate-concat* achieves higher performance than *concat*, while there is not much difference between *rate-merge* and *merge*. One reason could be that in *rate-concat*, the number of scores in the rating sentence is exactly the same as the number of concatenated reviews, whereas in *rate-merge*, the scores cannot be traced to their corresponding reviews due to the merged content.

Last but not least, we show the performance on different source truncation lengths for Transformers using *rate-concat* in Table 7. Truncating the source to 2048 tokens consistently achieves the best performance, though not by a large extent as compared to other truncation lengths.

#### 4.5 Case Study

We perform case studies for better understanding of the controllable generation process on Transformers. The example used here is generated using settings of *rate-concat*, *sentence-control*, and input truncation of 3072 tokens. Although 3072 is not the best performing truncation setting, it allows

Generated Content	Attention Attribution
	0 0.25
<b>Sent 1:</b> (abstract) This paper proposes a method for using cycle GANs to decipher text encrypted with historical ciphers.	Control: abstract   rating_summary ==> Top 1: The paper considers the problem of using cycle GANs to decipher text encrypted with historical ciphers. Top 2: <sep> 2- In the last paragraph of the introduction, the paper says that previous work has only worked on vocabularies of 26 characters while the current paper tackles word level ciphers with 200 words. Top 3: 5- I do not understand why the paper introduces WGAN since in the end it does not use them but uses a quadratic loss, introduced in the first display of section 4.
<b>Sent 2:</b> (rating_summary) The reviewers were unanimous in their vote to accept.	Control: abstract   rating_summary ==> Top 1: R1 rating score: 7, R2 rating score: 7, R3 rating score: 8. Top 2: Also it presents some theory to address the problem that discriminating between the discrete data and continuous prediction is too simple. Top 3: The paper considers an interesting and fairly original problem and the overall discussion of ciphers is quite nice.

Table 8: Attention attribution analysis. The left column shows the generated meta-review splitting into sentences. The right column shows the normalized attention attribution on the control sequence and the top 3 most relevant review sentences. Darker red color corresponds to higher attention weights.

more input tokens to be included in our attention attribution analysis.

**Ability to identify the control label for each sentence.** First, we evaluate on whether the model is able to attend to the correct control label during generation. From the decoder’s last layer, we obtain the cross attention weights of each output token towards the control tokens during the generation process, and plot them in Figure 6. Generally, the attention weights shift from “abstract” to “rating summary” as the generation proceeds from the first sentence to the second sentence.

**Ability to extract information from the most related input sentences.** To understand what information the model attends to when generating each sentence, we attribute attention scores from each generated sentence towards all input sentences by

	Gold Labels	Gold
0	abstract, rating summary	this work adapts cycle GAN to the problem of decipherment with some success. it's still an early result, but all the reviewers have found it to be interesting and worthwhile for publication.
	Control Sequence	Generated Passage
1	abstract, rating summary	This paper proposes a method for using cycle GANs to decipher text encrypted with historical ciphers. The reviewers were unanimous in their vote to accept.
2	abstract, abstract, rating summary	This paper proposes a method for using cycle GANs to decipher text encrypted with historical ciphers. The proposed method is based on replacing the log loss of the GAN with a quadratic loss and regularizing the Jacobian of the discriminator. The reviewers were unanimous in their vote to accept.
3	strength, decision	The reviewers agree that the paper is well-written, the problem is interesting, and the proposed method is novel. The paper should be accepted.
4	misc, abstract, strength, decision	Thanks for your submission to ICLR. This paper proposes a method for using cycle GANs to decipher text encrypted with historical ciphers. This is an interesting and fairly original problem, and the proposed method is shown to be very effective. All reviewers agree that the paper is well written, and I'm happy to recommend acceptance.
5	weakness, ac disagreement	The reviewers raised a number of concerns including the correctness of the proof, the lack of a simple baseline, and the presentation of the paper. The authors' rebuttal addressed some of these concerns, but not to the degree that the reviewers felt it should be.

Table 9: Examples of the same example’s meta-review (gold) and controlled generation outputs given alternative control sequences using the *sentence-control* method.

aggregating the decoder’s last-layer cross attention weights upon the generation of each token. Then, we select the top 3 input sentences with the highest attention scores for each generated sentence, and visualize the normalized attention weights on all tokens for the selected sentences. More details are given in Appendix C.4. Table 8 shows an example of the generated meta-review and its corresponding attention attribution on the top 3 input sentences as well as the control sequence. As it can be seen, when generating “Sent 1”, it mainly attends to the top 1 input sentence and correctly extracts relevant information. When generating “Sent 2” as a rating summary, it attends to the rating score sentence, especially with higher attention weights on the scores.

**Ability to generate different contents given alternative control sequences.** To further investigate the effectiveness of the control sequence, we change the control sequence of the above example and re-generate the meta-reviews given the same input reviews. As shown in Table 9, the original control sequence is “abstract → rating summary”. For example in Row 2, we add an additional control label (i.e., “abstract”) between the original two control labels. From the output we can see the 1<sup>st</sup> and 3<sup>rd</sup> sentences are the same as those in Row 1, and the 2<sup>nd</sup> sentence nicely follows the topic of the 1<sup>st</sup> sentence while providing additional information. This is one key advantage of our sentence-level con-

trol, which effectively allows control of length and level of details of the generation by using suitable control sequences. We further experiment with other control labels that are not present in the gold control sequence, as shown in Row 3 to Row 5. Again, each generated sentence nicely corresponds to the label category as given control sequence. For row 5, since our choice of control labels differs significantly in nature from the gold labels, we conduct further attention attribution analysis which can be found in Appendix C.5.

## 5 Related Work

**Datasets for text summarization.** Several datasets have been proposed to facilitate the study of text summarization. NYT (Sandhaus, 2008), Gigaword (Napoles et al., 2012), CNN/Daily Mail (Hermann et al., 2015), NEWSROOM (Grusky et al., 2018) and XSUM (Narayan et al., 2018) are predominantly from the news domain. Sharma et al. (2019) propose BIGPATENT consisting of U.S. patent documents to summarize each patent’s abstract. Cohan et al. (2018) propose two datasets (i.e., Arxiv and PubMed) that are collected from scientific repositories (i.e., arXiv.org and PubMed.com). Fisas et al. (2016) developed a multi-layered annotated corpus on Computer Graphics papers, where each sentence is annotated according to its discourse role. One difference between our work and the existing

datasets is that, while most of the existing datasets explore the extractive summarization task, we focus on abstractive summarization that require deeper understanding of the domain context. More importantly, our reference summaries (i.e., meta-reviews) are fully annotated with different categories. In addition, in this work, we explore text summarization in a new domain (i.e., the meta-review generation task in the peer review system), therefore setting MReD apart.

**Datasets for the peer review domain.** With the rapid increase on the number of scientific work submissions, the peer review process becomes an attracting research domain. [Kang et al. \(2018\)](#) introduce the PeerRead dataset of scientific peer reviews collected from ACL, NIPS and ICLR to predict the decisions and ratings of the submissions. [Hua et al. \(2019\)](#) introduce the AMPERE dataset, collected from ICLR, UAI, NeurIPS and ACL. This dataset only contains the reviews, and only 400 reviews are annotated for identifying proposition classifications. [Cheng et al. \(2020\)](#) introduce a fully-annotated dataset named RR that is collected from ICLR to conduct argument pair extraction from peer reviews and rebuttals simultaneously. [Bhatia et al. \(2020\)](#) introduce a meta-review dataset without any annotation to make some initial attempt for meta-review generation. In contrast to the datasets mentioned above, our work utilizes both peer reviews and meta-reviews for controllable text generation. Moreover, our dataset is fully annotated for understanding the meta-review discourse structure.

**Research document annotation.** To explore argument structures, previous works explore several annotation schemes. [Teufel et al. \(1999\)](#) propose a seven-category annotation scheme on scientific articles based on the rhetorical moves of argumentation. [Liakata et al. \(2010\)](#) compare two complementary annotation schemes on chemistry research articles. [Lauscher et al. \(2018\)](#) present an argumentation and rhetorical analysis tool on scientific publications. However, all these efforts are carried out on research articles, which still differ in the nature from the peer review domain.

## 6 Conclusions

This paper introduces a fully-annotated text generation dataset MReD in a new domain, i.e., the meta-reviews in the peer review system; and provides a thorough data analysis to better understand the

data characteristics. With such rich domain knowledge, we propose simple yet effective methods for controllable text generation. Several experimental results are presented as baselines for future research work and thorough result analysis are conducted to shed light on the control mechanisms.

## References

- Chaitanya Bhatia, Tribikram Pradhan, and Sukomal Pal. 2020. Metagen: An academic meta-review generation system. In *Proceedings of SIGIR*.
- Jaime Carbonell and Jade Goldstein. 1998. The use of mmr, diversity-based reranking for reordering documents and producing summaries. In *Proceedings of ACM-SIGIR*.
- Liyang Cheng, Lidong Bing, Qian Yu, Wei Lu, and Luo Si. 2020. Argument pair extraction from peer review and rebuttal via multi-task learning. In *Proceedings of EMNLP*.
- Arman Cohan, Franck Dernoncourt, Doo Soon Kim, Trung Bui, Seokhwan Kim, Walter Chang, and Nazli Goharian. 2018. A discourse-aware attention model for abstractive summarization of long documents. In *Proceedings of NAACL*.
- Jacob Devlin, Ming-Wei Chang, Kenton Lee, and Kristina Toutanova. 2019. Bert: Pre-training of deep bidirectional transformers for language understanding. In *Proceedings of NAACL*.
- Günes Erkan and Dragomir R Radev. 2004. Lexrank: Graph-based lexical centrality as salience in text summarization. *Artificial Intelligence Research*.
- Angela Fan, Mike Lewis, and Yann Dauphin. 2018. Hierarchical neural story generation. In *Proceedings of ACL*.
- Beatriz Fisas, Francesco Ronzano, and Horacio Sag-gion. 2016. A multi-layered annotated corpus of scientific papers. In *Proceedings of LREC*.
- Claire Gardent, Anastasia Shimorina, Shashi Narayan, and Laura Perez-Beltrachini. 2017. The webnlg challenge: Generating text from rdf data. In *Proceedings of INLG*.
- Max Grusky, Mor Naaman, and Yoav Artzi. 2018. Newsroom: A dataset of 1.3 million summaries with diverse extractive strategies. In *Proceedings of NAACL*.
- Karl Moritz Hermann, Tomás Kociský, Edward Grefen-stette, Lasse Espeholt, Will Kay, Mustafa Suleyman, and Phil Blunsom. 2015. Teaching machines to read and comprehend. In *Proceedings of NIPS*.
- Sepp Hochreiter and Jürgen Schmidhuber. 1997. Long short-term memory. *Neural Computation*.

- Xinyu Hua, Mitko Nikolov, Nikhil Badugu, and Lu Wang. 2019. Argument mining for understanding peer reviews. In *Proceedings of NAACL*.
- Dongyeop Kang, Waleed Ammar, Bhavana Dalvi, Madeleine van Zuylen, Sebastian Kohlmeier, Eduard Hovy, and Roy Schwartz. 2018. A dataset of peer reviews (peerread): Collection, insights and nlp applications. In *Proceedings of NAACL*.
- Diederik P Kingma and Jimmy Ba. 2014. Adam: A method for stochastic optimization. *arXiv preprint*.
- Wojciech Kryściński, Romain Paulus, Caiming Xiong, and Richard Socher. 2018. Improving abstraction in text summarization. In *Proceedings of EMNLP*.
- John Lafferty, Andrew McCallum, and Fernando CN Pereira. 2001. Conditional random fields: Probabilistic models for segmenting and labeling sequence data. In *Proceedings of ICML*.
- Guillaume Lample, Miguel Ballesteros, Sandeep Subramanian, Kazuya Kawakami, and Chris Dyer. 2016. Neural architectures for named entity recognition. In *Proceedings of NAACL*.
- Anne Lauscher, Goran Glavaš, and Kai Eckert. 2018. Arguminsci: A tool for analyzing argumentation and rhetorical aspects in scientific writing. In *Proceedings of ACL*.
- Mike Lewis, Yinhan Liu, Naman Goyal, Marjan Ghazvininejad, Abdelrahman Mohamed, Omer Levy, Veselin Stoyanov, and Luke Zettlemoyer. 2020. Bart: Denoising sequence-to-sequence pre-training for natural language generation, translation, and comprehension. In *Proceedings of ACL*.
- Maria Liakata, Simone Teufel, Advait Siddharthan, and Colin Batchelor. 2010. Corpora for the conceptualisation and zoning of scientific papers. In *Proceedings of LREC*.
- Chin-Yew Lin. 2004. Rouge: A package for automatic evaluation of summaries. In *Text summarization branches out*.
- Yang Liu and Mirella Lapata. 2019. Hierarchical transformers for multi-document summarization. In *Proceedings of ACL*.
- Yinhan Liu, Myle Ott, Naman Goyal, Jingfei Du, Mandar Joshi, Danqi Chen, Omer Levy, Mike Lewis, Luke Zettlemoyer, and Veselin Stoyanov. 2019. Roberta: A robustly optimized bert pretraining approach. *arXiv preprint*.
- Rada Mihalcea and Paul Tarau. 2004. Textrank: Bringing order into text. In *Proceedings of EMNLP*.
- Ramesh Nallapati, Bowen Zhou, Cicero dos Santos, Çağlar Gulçehre, and Bing Xiang. 2016. Abstractive text summarization using sequence-to-sequence rnns and beyond. In *Proceedings of SIGNLL*.
- Courtney Napoles, Matthew R Gormley, and Benjamin Van Durme. 2012. Annotated gigaword. In *Proceedings of AKBC-WEKEX*.
- Shashi Narayan, Shay B Cohen, and Mirella Lapata. 2018. Don't give me the details, just the summary! topic-aware convolutional neural networks for extreme summarization. In *Proceedings of EMNLP*.
- Colin Raffel, Noam Shazeer, Adam Roberts, Katherine Lee, Sharan Narang, Michael Matena, Yanqi Zhou, Wei Li, and Peter J Liu. 2020. Exploring the limits of transfer learning with a unified text-to-text transformer. *Journal of Machine Learning Research*.
- LA Ramshaw. 1995. Text chunking using transformation-based learning. In *Proceedings of Third Workshop on Very Large Corpora*.
- Lev Ratinov and Dan Roth. 2009. Design challenges and misconceptions in named entity recognition. In *Proceedings of CoNLL*.
- Evan Sandhaus. 2008. The new york times annotated corpus. *Linguistic Data Consortium, Philadelphia*.
- Eva Sharma, Chen Li, and Lu Wang. 2019. Bigpatent: A large-scale dataset for abstractive and coherent summarization. In *Proceedings of ACL*.
- Tianxiao Shen, Tao Lei, Regina Barzilay, and Tommi S Jaakkola. 2017. Style transfer from non-parallel text by cross-alignment. In *Proceedings of NIPS*.
- Jiwei Tan, Xiaojun Wan, and Jianguo Xiao. 2017. Abstractive document summarization with a graph-based attentional neural model. In *Proceedings of ACL*.
- Simone Teufel, Jean Carletta, and Marc Moens. 1999. An annotation scheme for discourse-level argumentation in research articles. In *Proceedings of EACL*.
- Ashish Vaswani, Noam Shazeer, Niki Parmar, Jakob Uszkoreit, Llion Jones, Aidan N Gomez, Łukasz Kaiser, and Illia Polosukhin. 2017. Attention is all you need. In *Proceedings of NIPS*.
- Thomas Wolf, Julien Chaumond, Lysandre Debut, Victor Sanh, Clement Delangue, Anthony Moi, Pierric Cistac, Morgan Funtowicz, Joe Davison, Sam Shleifer, et al. 2020. Transformers: State-of-the-art natural language processing. In *Proceedings of EMNLP*.
- Xinyu Xing, Xiaosheng Fan, and Xiaojun Wan. 2020. Automatic generation of citation texts in scholarly papers: A pilot study. In *Proceedings of ACL*.
- Jingqing Zhang, Yao Zhao, Mohammad Saleh, and Peter Liu. 2020. Pegasus: Pre-training with extracted gap-sentences for abstractive summarization. In *Proceedings of ICML*.



## A Data Annotation

As shown in Table 10, **CATEGORY** indicates the category of each sentence. Note that even though the second sentence gives description of the submission and third sentence talks about relevant research, both sentences are used as evidence to support the weakness of the submission. Therefore both should be labelled as weakness.

## B Data Analysis

### B.1 Percentage of each category for rejected papers

Figure 7 shows the percentage of each category at span-level for rejected papers with different ranges of average rating scores. The percentage of meta-reviews having “strength” increases as the average score increases. This coincides with our common-sense that the submissions receiving higher scores tend to have more strengths. One interesting finding here is that the percentage of “weakness” and “suggestion” also increases as the average rating score increases. This may be due to two main reasons. First, to reject a submission with higher scores, the area chair has to explain the weakness with more details and provide more suggestions for authors to further improve their submissions. Second, compared to the percentage of “strength”, “weakness” definitely has a larger percentage within any range of rating scores. The difference in percentage of “strength” and “weakness” is intuitively different between the accepted papers and the rejected papers.

### B.2 Borderline papers

We further analyze the category distribution in borderline papers. As shown in Figure 8, for submissions within the score range of [4.5,6), there are 713 accepted submissions and 2,588 rejected submissions. One clear difference is the percentage of “strength” and “weakness”. Another slight difference is the percentage of “ac disagreement”. Though the difference is only 1%, it still suggests that for the accepted borderline papers, the area chair tends to share different opinions with reviewers, and thus deciding to accept the borderline submissions.

---

#### meta-review:

...[The introduction does not present a clear picture of poisoning attacks.]**WEAKNESS** [It essentially treats poisoning attacks as equivalent to backdoor/trojan attacks.]**WEAKNESS** [This is not true and a substantial body of research (starting from the seminal paper by Barreno et al. in 2006) has addressed indiscriminate poisoning attacks aimed at general deterioration of classifier performance. ]**WEAKNESS** [A distinction between a clean-label and a poisoned-label attacks is also not clearly presented.]**WEAKNESS** ...

---

Table 10: An example of part of the meta-review category annotation.

## C Experiments

### C.1 Tagger for Source Sentences

To obtain labels on source input, we train a tagger based on the human annotated meta-reviews, then use it to predict labels on the input sentences. Specifically, we define the task as a sequence labeling problem and apply the long short-term memory (LSTM) (Hochreiter and Schmidhuber, 1997) networks with a conditional random field (CRF) (Lafferty et al., 2001) (i.e., LSTM-CRF (Lample et al., 2016)) model on the annotated MReD dataset. The same data split as the meta-review generation task is used. We implement the LSTM-CRF model in PyTorch. We adopt the standard IOBES tagging scheme (Ramshaw, 1995; Ratnikov and Roth, 2009). We fine-tune BERT (Devlin et al., 2019) and RoBERTa (Liu et al., 2019) models in Hugging Face. All models are run with V100 GPU. We use Adam (Kingma and Ba, 2014) with an initial learning rate of  $2e-5$  and update parameters. All models are trained for 30 epochs with early stop of 20. Each epoch takes about 30 minutes. We select the best model parameters based on the best micro  $F_1$  score on the development set and apply it to the test set for evaluation.

We report the  $F_1$  scores for each category as well as the overall micro  $F_1$  and macro  $F_1$  scores in Table 11. Micro  $F_1$  is the overall accuracy regardless of the categories, whereas macro  $F_1$  is an average of per category accuracy evaluation. Since some of the category labels (eg. “ac disagreement”) are very rare, their classification accuracy is very low. Overall, micro  $F_1$  is a more important metric since it suggests general performance. The results suggest that each category has their own characteristics that can be identified from other categories. RoBERTa-base is the best performing model, therefore we use this model for input sentence label prediction.

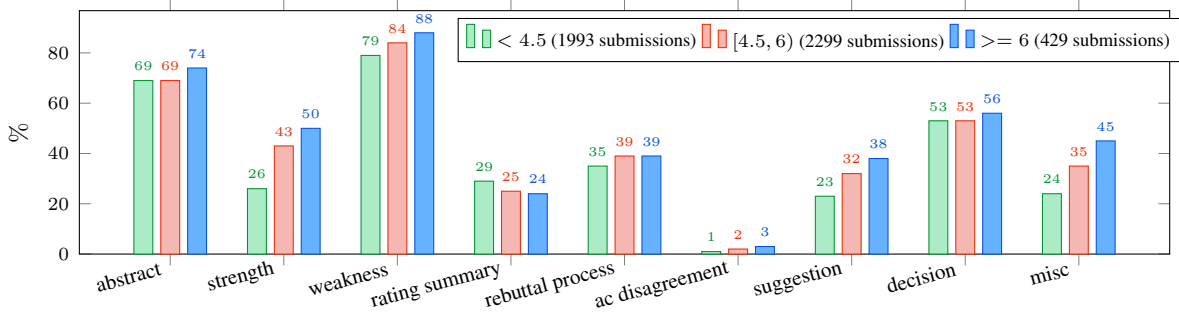


Figure 7: Occurrence of different categories for rejected papers, breakdown by average scores.

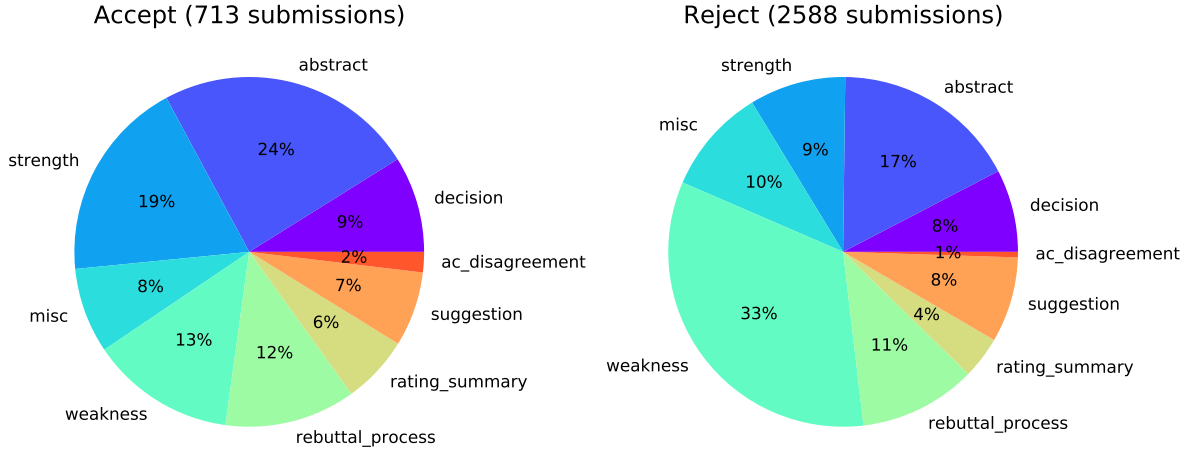


Figure 8: Category distribution of borderline submissions (average score in the range of [4.5,6)) broken down by final decision.

	Micro F <sub>1</sub>	Macro F <sub>1</sub>	abstract	strength	weakness	rating	ACdisagree	rebuttal	suggestion	decision	misc
BERT-base-cased + CRF	85.27	76.71	<b>94.58</b>	86.12	86.21	85.21	30.77	73.80	73.89	91.30	68.49
BERT-large-cased + CRF	84.68	77.84	93.93	<b>86.71</b>	84.36	84.07	40.00	72.60	74.35	91.60	<b>72.96</b>
RoBERTa-base + CRF	<b>85.83</b>	<b>79.98</b>	94.47	86.43	86.73	84.56	<b>54.84</b>	<b>74.44</b>	72.79	<b>93.08</b>	72.54
RoBERTa-large + CRF	85.72	79.34	94.42	85.61	<b>87.09</b>	<b>85.40</b>	50.00	73.97	<b>75.63</b>	90.93	71.00

Table 11: Main results for meta-review discourse understanding.

## C.2 Additional Transformers Models

We provide baselines of uncontrolled generation and controlled (*sentence-control*) generation on MReD using other common Transformer pre-trained models in Table 12.

## C.3 Source Length Statistics

Since the Transformers models truncate input to a specific length due to limited GPU space, we show the length statistics of MReD inputs in Table 13.

## C.4 Attention Aggregation Method

Since our attention attribution analysis is based on aggregated attention scores from each output sentence to the input sentences, we elaborate on the aggregation method here. During generation, we can

obtain the attention weights for each output token with respect to the input tokens. Specifically, we take the last decoder layer’s cross attention weights at each decoding time step. We then calculate an attention value for each output token on each input sentence, by aggregating the output token’s attention weights on the list of input tokens that belong to the same sentence by max pooling. Finally, we can calculate a output-sentence-to-input-sentence attention score, by aggregating these attention values for the output tokens that belong to the same sentence using summation.

For calculating the attention values on input sentences, common aggregation method on the attention weights for the input tokens include summation, averaging or max pooling . We experiment

Pretrained Model	R <sub>1</sub>	R <sub>2</sub>	R <sub>L</sub>
<b>Uncontrolled Generation</b>			
facebook/bart-large-cnn*	<b>34.70</b>	8.71	20.92
facebook/bart-large	34.50	8.91	21.10
t5-large	33.51	<b>9.10</b>	<b>22.12</b>
google/pegasus-cnn_dailymail	31.31	7.03	19.03
<b>Controlled Generation</b>			
bart-large-cnn*	<b>38.82</b>	10.71	23.11
facebook/bart-large	37.04	10.22	23.26
t5-large	36.37	<b>10.78</b>	<b>24.83</b>
google/pegasus-cnn_dailymail	34.66	9.10	22.21

Table 12: Results of other common Transformers summarization models. Top shows uncontrolled generation results; bottom shows controlled generation of the setting *sentence-control*, with maximum source input 2048. \* represents our selected model in the main paper.

Data Split	max	med	avg
train	7276	1482	1368
validation	3762	1427	1352
test	5144	1454	1352

Table 13: Source length statistics on all data splits. Max for maximum source length, med for median source length, and avg for average source length.


Generated Content	Attention Attribution
	
<b>Sent 1: (weakness)</b> The reviewers raised a number of concerns including the correctness of the proof, the lack of a simple baseline, and the presentation of the paper.	<p>Top 1: Another important concern is with the <b>proof</b>: there seems to be an <b>unmotivated additional assumption</b> that appears in the middle of the proof of <b>Proposition 1</b> + some steps need to be clarified (see comment 16 below).</p> <p>Top 2: The experiments do not have any <b>simple baseline</b>, which is somewhat unfortunate.</p> <p>Top 3: The paper considers the problem of using <b>cycle GANs</b> to decipher text encrypted with historical ciphers.</p>
<b>Sent 2: (rebuttal process)</b> The authors’ rebuttal addressed some of these concerns, but not to the degree that the reviewers felt it should be.	<p>Top 1: there are many domains where the notion of raw data does not make sense, and, when it does, it is usually associated with a sensing device that has been designed by a human and which implicitly imposes what the data is based on human expertise.</p> <p>Top 2: The model proposed is a variant of the cycle GAN in which in addition embeddings helping the Generator are learned for all the values of the discrete variables.</p> <p>Top 3: The log loss of the GAN is replaced by a quadratic loss and a regularization of the Jacobian of the discriminator.</p>

Table 14: Attention analysis for control labels not found in gold.

with all three methods, and discover that summation favours long sentences and causes inaccurate identification of input sentences. For averaging, irrelevant short sentences may be included. This is because the relevant sentences sometimes only contain a few tokens with heavy attention weights, causing their average attention value to be low. Max pooling captures the relevant input sentences most effectively, that the identified input sentences frequently have common information with the generated sentence. For aggregation of attention values into a attention score from each output sentence to each input sentence, summation is used. This can be viewed as allowing each output token to vote a score on all input sentences, so that the input sentence receiving the highest total score is the most relevant.

Once we have the attention scores, we can attribute the generation of each output sentence to the most relevant input sentences by selecting the input sentences with top scores. Then, we can colorize the input tokens in the selected sentences based on their individual attention weights. For better visualization, we normalize the attention weights of all selected tokens instead of using the original attention weights obtained from the decoder, which will cause the colorization to be too faint to see.

## C.5 Additional Attention Analysis

We provide additional analysis for the example in case study where the control labels differ significantly from the gold labels. As shown in Table 14, the generation on “weakness” seems to be well based from the input (it correctly identifies issues with the “proof” and “lack of simple baseline”). However, the attention analysis of the generated “rebuttal process” sentence does not capture any relevant input sentence. Upon closer inspection, we discover that the input does not contain any information regarding “rebuttal process”, so the model most likely has come up with typical “rebuttal process” information that it has remembered from past training.