

The Time Domain Linear Sampling Method for Determining the Shape of a Scatterer using Electromagnetic Waves

Timo Lähivaara^a, Peter Monk^b, Virginia Selgas^{c,*}

^aDepartment of Applied Physics, University of Eastern Finland,
70211 Kuopio, Finland

^bDepartment of Mathematical Sciences, University of Delaware,
Newark, DE 19716, USA

^cDepartamento de Matemáticas, Universidad de Oviedo,
EPIG, C/ Luis Ortiz Berrocal s/n, 33203 Gijón, Spain

*Corresponding author

October 15, 2021

Dedicated to the memory of our dearest colleague and friend Francisco Javier Sayas. Your passion for retarded layer potentials inspired our work.

Abstract

The time domain linear sampling method (TD-LSM) solves inverse scattering problems using time domain data by creating an indicator function for the support of the unknown scatterer. It involves only solving a linear integral equation called the near-field equation using different data from sampling points that probe the domain where the scatterer is located. To date, the method has been used for the acoustic wave equation and has been tested for several different types of scatterers, i.e. sound hard, impedance, and penetrable, and for wave-guides. In this paper, we extend the TD-LSM to the time dependent Maxwell's system with impedance boundary conditions - a similar analysis handles the case of a perfectly electrically conducting (PEC) body. We provide an analysis that supports the use of the TD-LSM for this problem, and preliminary numerical tests of the algorithm. Our analysis relies on the Laplace transform approach previously used for the acoustic wave equation. This is the first application of the TD-LSM in electromagnetism.

keywords: Wave-based imaging, electromagnetism, impedance, linear sampling, time domain

1 Introduction

The inverse scattering problem studied in this paper concerns the reconstruction of the shape of a bounded scatterer using time domain electromagnetic scattering data. In particular, we probe the scatterer using incident fields due to point sources located away from the scatterer, and the data for the inverse problem is the scattered field measured on a surface containing the unknown scatterer which could have multiple components. Reconstructing the shape of the scatterer from this data is a non-linear and ill-posed problem.

In the frequency domain, there are many possible techniques to solve this problem. For example, optimization based schemes determine the unknown shape by finding the best fit of the data using a suitable

parametrization of the unknown surface. Obviously such a method requires a priori knowledge of the nature of the scatterer, including the number of scatterers and their topology. This is a very flexible technique able to handle many different measurement data (multistatic, bistatic etc), although generally computationally intensive. For theoretical progress and results for electromagnetic inverse problems using real measured data, see e.g. [2, 3, 9, 12, 13, 24].

In order to decrease the need for a priori data and mitigate the computational burden, an alternative approach is to use a *qualitative method* which seeks to determine the shape of the scatterer without determining its material properties. This type of approach started with the work of Colton and Kirsch [10] for the Helmholtz equation and has been expanded to include a variety of methods, as well as applications to electromagnetism and elasticity. Of particular relevance to our work is the *Linear Sampling Method* (LSM) [4, 17] for Maxwell's equations (see also [17] for the related generalized Linear Sampling Method). This method solves a sequence of linear integral equations to construct an indicator function that can be used to determine the boundary of the scatterer.

While the frequency domain LSM is certainly easy to implement and can determine the shape of the scatterer for a variety of different types of scatterer, it requires a large amount of multi-static data. In an effort to decrease the number of source and receiver points, the Time Domain LSM (TD-LSM) was proposed, and analyzed for acoustic scattering by a sound soft object by Haddar et al. [8]. Numerical results show that a coarser set of data can be used. The TD-LSM was then extended, with an improved numerical implementation, to scatterers with an impedance boundary condition by Marmorat et al. [16]. Following encouraging numerical results [15], an analysis of the TD-LSM for penetrable acoustic scatterers was given by Cakoni et al. [6]. This analysis is based on the use of Laplace transforms to prove continuity estimates for the method and relies upon the localization of transmission eigenvalues due to Vodev [33].

Our paper is devoted to extending the TD-LSM to the time domain electromagnetic inverse problem. We give the first analysis and preliminary numerical results for the method. The methods we use to prove the theoretical results are extensions of the techniques in [8, 16, 29] via Laplace transforms. We choose to analyze scattering by an impenetrable scatterer with an impedance boundary condition (suitable for an imperfect conductor). The same analysis can be adapted to the case of a perfect conductor and we shall show a numerical example of this case. Unfortunately, for Maxwell's equations, it is not currently possible to analyze the case of a penetrable scatterer using Laplace transforms [5]. As shown by Cakoni et al. [5] for the case of a spherically stratified medium, and by Vodev [34] for more general scatterers, there does not exist a suitable half plane of the complex plane that is devoid of transmission eigenvalues, and this rules out the simple use of Laplace transforms as was done for the Helmholtz equation [6]. For a complete discussion of this issue, see [5].

Despite being unable to analyze the TD-LSM for penetrable scatterers, we can still test the algorithm in this case. In Section 4 we provide an example with a penetrable scatterer. The reconstruction is very similar to the case of perfect conducting or impedance scatterers, so suggesting that the TD-LSM may be applicable in that case.

To test the TD-LSM, we use synthetic data computed via a nodal Discontinuous Galerkin (DG) method coupled with a low-storage explicit Runge-Kutta time stepping scheme [7, 19]. The DG method provides an efficient numerical technique to numerically solve differential equations and has properties that make it well-suited for wave simulations, see e.g. [18, 22, 23, 35]. These features include, e.g., high-order accuracy, straightforward handling of large discontinuities in the material parameters, and support for complex problem geometries. In addition, the method has excellent parallelization properties in both CPU and GPU environments, see e.g. [14, 21, 27]. All of these are essential features for the numerical scheme to be used for solving complex wave problems.

The layout of this paper is as follows: in Section 2 we give details of the time dependent forward problem for electromagnetic scattering from a bounded scatterer with an impedance boundary condition, and derive relevant continuity estimates for the problem. In Section 3 we formulate the TD-LSM for Maxwell's equations and prove analogues of the usual theorems regarding the performance of the TD-LSM. In Section 4 we provide some details of the implementation of the inversion technique and then give some numerical examples showing the performance of the method.

Throughout the paper, bold-face font will be used to represent vector quantities. For example

$$\mathbf{L}^2(\Omega^c) = \{\mathbf{u} \mid \mathbf{u} = (u_1, u_2, u_3)^T \text{ and } u_i \in L^2(\Omega^c), i = 1, 2, 3\}.$$

We define $\mathbb{R}_+ = \{x \in \mathbb{R} \mid x > 0\}$. For a Hilbert space X , we consider $\mathcal{D}'(\mathbb{R}, X)$ the space of X -valued distributions depending on $t \in \mathbb{R}$; we denote by $\mathcal{D}'(\mathbb{R}_+, X)$ the subset of causal distributions, that is, those distributions which vanish on $(-\infty, 0)$.

2 Maxwell's equations with an impedance boundary condition

We start by defining some notation and spaces. Let Ω denote the scatterer. It is assumed to be a bounded domain whose complement $\Omega^c = \mathbb{R}^3 \setminus \bar{\Omega}$ is connected and whose boundary $\Gamma = \partial\Omega$ is Lipschitz continuous. We denote by $\boldsymbol{\nu}$ the unit outward normal to Ω on Γ .

The appropriate solution space in the Laplace domain will be a subspace of

$$\mathbf{H}(\mathbf{curl}, \Omega^c) = \{\mathbf{w} \in \mathbf{L}^2(\Omega^c) \mid \mathbf{curl} \mathbf{w} \in \mathbf{L}^2(\Omega^c)\}.$$

To define such subspace we need the space of tangential square integrable functions on Γ :

$$\mathbf{L}_T^2(\Gamma) = \{\mathbf{u} \in (L^2(\Gamma))^3 \mid \boldsymbol{\nu} \cdot \mathbf{u} = 0 \text{ a.e. on } \Gamma\}.$$

Similarly, we consider

$$\mathbf{H}_T^{\pm 1/2}(\Gamma) = \{\mathbf{u} \in (H^{\pm 1/2}(\Gamma))^3 \mid \boldsymbol{\nu} \cdot \mathbf{u} = 0 \text{ a.e. on } \Gamma\}.$$

2.1 Time domain Maxwell's equations

In the time domain, Maxwell's equations for the causal electric field $\tilde{\mathcal{E}}$ and magnetic field $\tilde{\mathcal{H}}$ in $\Omega^c \times \mathbb{R}$ are

$$\begin{aligned} \tilde{\epsilon} \tilde{\mathcal{E}}_t - \mathbf{curl} \tilde{\mathcal{H}} &= \mathbf{0}, \\ \tilde{\mu} \tilde{\mathcal{H}}_t + \mathbf{curl} \tilde{\mathcal{E}} &= \mathbf{0}, \end{aligned}$$

where we assume that there is no imposed current and the material that fills Ω^c is lossless (e.g. air or vacuum). We will also suppose that the relative electric permittivity $\epsilon_r = \epsilon_0^{-1} \tilde{\epsilon} : \Omega^c \rightarrow \mathbb{R}^{3 \times 3}$ and magnetic permeability $\mu_r = \mu_0^{-1} \tilde{\mu} : \Omega^c \rightarrow \mathbb{R}^{3 \times 3}$ are symmetric matrix functions with uniformly bounded entries that are piecewise in $W^{1,\infty}$. They are also assumed to be uniformly positive definite almost everywhere in Ω^c .

The electromagnetic field is assumed to be subject to the following impedance boundary condition, that models, for example, an imperfectly conducting body:

$$\tilde{\mathcal{H}} \times \boldsymbol{\nu} + \tilde{\Lambda} \tilde{\mathcal{E}}_T = \tilde{\mathcal{G}} \text{ on } \Gamma \times \mathbb{R}.$$

Here we denote by $\tilde{\mathcal{E}}_T = (\boldsymbol{\nu} \times \tilde{\mathcal{E}}) \times \boldsymbol{\nu}$ the tangential trace of the electric field $\tilde{\mathcal{E}}$, and this notation will be used in the sequel for such a trace of any smooth enough vector field. Concerning the datum $\tilde{\mathcal{G}}$, it is a causal tangential vector field that is usually obtained from the trace of a smooth incident field, as we will detail in the following sections. Moreover, the matrix valued function $\tilde{\Lambda} : \Gamma \rightarrow \mathbb{R}^{3 \times 3}$ is assumed to be uniformly bounded and symmetric almost everywhere on Γ . We also assume that $\tilde{\Lambda}$ maps tangential vectors to tangential vectors, for which it is uniformly positive definite. By this we mean that, for almost every \mathbf{x} on Γ and for each vector $\boldsymbol{\xi} \in \mathbb{R}^3$ that is tangential to Γ at \mathbf{x} (i.e. $\boldsymbol{\xi} \cdot \boldsymbol{\nu}(\mathbf{x}) = 0$), also the vector $\tilde{\Lambda}(\mathbf{x})\boldsymbol{\xi}$ is tangential to Γ at \mathbf{x} (i.e. $(\tilde{\Lambda}(\mathbf{x})\boldsymbol{\xi}) \cdot \boldsymbol{\nu}(\mathbf{x}) = 0$) and it holds that $\tilde{\Lambda}(\mathbf{x})\boldsymbol{\xi} \cdot \boldsymbol{\xi} \geq 0$.

The speed of light in vacuum is given by $c_0 = (\epsilon_0 \mu_0)^{-1/2}$. Then, following [11], we rescale the electric and magnetic fields:

$$\mathcal{E} = \epsilon_0^{1/2} \tilde{\mathcal{E}} \quad \text{and} \quad \mathcal{H} = \mu_0^{1/2} \tilde{\mathcal{H}}.$$

The rescaled electromagnetic field is still causal and satisfies

$$\begin{aligned} c_0^{-1} \epsilon_r \mathcal{E}_t - \mathbf{curl} \mathcal{H} &= \mathbf{0} & \text{in } \Omega^c \times \mathbb{R}, \\ c_0^{-1} \mu_r \mathcal{H}_t + \mathbf{curl} \mathcal{E} &= \mathbf{0} & \text{in } \Omega^c \times \mathbb{R}, \end{aligned}$$

and is subject to the impedance boundary condition

$$\mathcal{H} \times \nu + \Lambda \mathcal{E}_T = \mathcal{G} \quad \text{on } \Gamma \times \mathbb{R}. \quad (1)$$

Above we have set $\Lambda = Z_0 \tilde{\Lambda}$ and $\mathcal{G} = \mu_0^{1/2} \tilde{\mathcal{G}}$, where $Z_0 = (\mu_0/\epsilon_0)^{1/2}$ is the impedance of free space. Notice that there is no need for a radiation condition in the time domain under the causality assumption. This is because of the finite speed of propagation of electromagnetic waves, so that at any time t there is a large enough ball in \mathbb{R}^3 for which the field vanishes outside of this ball.

The problem is typically rewritten in terms of either the rescaled electric or magnetic field. Here we opt for the former: More precisely, we rewrite the second equation as $\mathcal{H}_t = -c_0 \mu_r^{-1} \mathbf{curl} \mathcal{E}$ and use this in the time derivative of the remaining equations to obtain

$$c_0^{-2} \epsilon_r \mathcal{E}_{tt} + \mathbf{curl}(\mu_r^{-1} \mathbf{curl} \mathcal{E}) = \mathbf{0} \quad \text{in } \Omega^c \times \mathbb{R}, \quad (2)$$

$$(\mu_r^{-1} \mathbf{curl} \mathcal{E}) \times \nu - c_0^{-1} \Lambda \mathcal{E}_{t,T} = -c_0^{-1} \mathcal{G}_t \quad \text{on } \Gamma \times \mathbb{R}. \quad (3)$$

2.2 Analysis of the forward problem based on the Fourier-Laplace transform

Let us first recall some basic facts about the Fourier-Laplace transform, cf. [16, 25, 32] that will be used here. For a Banach space X , let $\mathcal{D}'(\mathbb{R}; X)$ and $\mathcal{S}'(\mathbb{R}; X)$ represent the space of X -valued distributions and tempered distributions on the real line, respectively. For any $s_0 \in \mathbb{R}$, $s_0 > 0$, we set $\mathcal{L}'_{s_0}(\mathbb{R}; X) = \{f \in \mathcal{D}'(\mathbb{R}; X) \mid e^{-s_0 t} f \in \mathcal{S}'(\mathbb{R}; X)\}$. This allows us to consider the Laplace transform of any $f \in \mathcal{L}'_{s_0}(\mathbb{R}; X)$ such that $e^{-s_0 t} f \in L^1(\mathbb{R}; X)$, defined by

$$\mathcal{L}[f](s) = \int_{-\infty}^{\infty} e^{ist} f(t) dt \quad \text{for a.e. } s \in \mathbb{C}_{s_0},$$

where $\mathbb{C}_{s_0} = \{s \in \mathbb{C} \mid \text{Im}(s) > s_0\}$. In particular, when X is a Sobolev space (e.g. $X = \mathbf{H}(\mathbf{curl}, \Omega^c)$), for any $p \in \mathbb{R}$ we consider the Hilbert space

$$H_{s_0}^p(\mathbb{R}; X) = \left\{ f \in \mathcal{L}'_{s_0}(\mathbb{R}; X) \mid \int_{-\infty+i s_0}^{\infty+i s_0} |s|^{2p} \|\mathcal{L}[f](s)\|_X^2 ds < \infty \right\}$$

endowed with the norm $\|f\|_{H_{s_0}^p(\mathbb{R}; X)} = \left(\int_{-\infty+i s_0}^{\infty+i s_0} |s|^{2p} \|\mathcal{L}[f](s)\|_X^2 ds \right)^{1/2}$. We will make use of the well-known Plancherel's theorem, which relates the norm of a function f in $H_{s_0}^p(\mathbb{R}; X)$ with the weighted norms of $\mathcal{L}[f](s)$ in X . Indeed, notice that the Fourier-Laplace transform can be rewritten in terms of the usual Fourier transform:

$$\mathcal{L}[f](s) = \int_{-\infty}^{\infty} e^{-\text{Im}(s)t} e^{i\text{Re}(s)t} f(t) dt = \mathcal{F}(e^{-\text{Im}(s)t} f(t)),$$

so that Plancherel's theorem for the usual Fourier transform leads to

$$\|\mathcal{L}[f](s)\|_X = \|e^{-\text{Im}(s)t} f(t)\|_X; \quad (4)$$

in some situations, this is useful to deduce bounds of time dependent fields, e.g.

$$\int_{-\infty+i s_0}^{\infty+i s_0} \|\mathcal{L}[f](s)\|_X^2 ds = \int_{-\infty}^{\infty} e^{-2s_0 t} \|f(t)\|_X^2 dt = \|f\|_{L_{s_0}^2(\mathbb{R}; X)}^2.$$

We will make use of the Fourier-Laplace transform and get information back to the time domain thanks to the following result, see [25, 32].

Lemma 2.1. *We consider two Banach spaces X and Y , and write $\mathcal{B}(X, Y)$ to represent the space of linear and bounded operators from X into Y . Let $s \in \mathbb{C}_{s_0} \mapsto f_s \in \mathcal{B}(X, Y)$ be an analytic function for which there exist $r \in \mathbb{R}$ and $C > 0$ such that*

$$\|f_s\|_{\mathcal{B}(X, Y)} \leq C|s|^r \quad \text{for a.e. } s \in \mathbb{C}_{s_0}.$$

Set $F(t) = \frac{1}{2\pi} \int_{-\infty+is_0}^{+\infty+is_0} e^{-ist} f_s ds$, and $\mathcal{F}g(t) = (F * g)(t) = \int_{-\infty}^{+\infty} F(\tau)g(t-\tau) d\tau$ the associated convolution operator. Then, for all $p \in \mathbb{R}$, \mathcal{F} extends to a bounded operator from $H_{s_0}^{p+r}(\mathbb{R}; X)$ to $H_{s_0}^p(\mathbb{R}; Y)$.

In all the sequel, we will replace \mathbb{R} by \mathbb{R}_+ in the above defined spaces in order to denote the corresponding subspaces of causal functions. In this sense, Paley-Wiener theory will be frequently applied to study causality, cf. [32].

We next use the Fourier-Laplace transform to study the forward problem at hand. More precisely, when we formally take such a transform in the time domain equations (2-3) we get

$$\mathbf{curl}(\mu_r^{-1} \mathbf{curl} \mathbf{E}_s) - c_0^{-2} s^2 \epsilon_r \mathbf{E}_s = \mathbf{0} \quad \text{in } \Omega^c, \quad (5)$$

$$(\mu_r^{-1} \mathbf{curl} \mathbf{E}_s) \times \boldsymbol{\nu} + i s c_0^{-1} \Lambda \mathbf{E}_{s,T} = i c_0^{-1} s \mathbf{G}_s \quad \text{on } \Gamma, \quad (6)$$

where we denote $\mathbf{E}_s(\mathbf{x}) = \mathcal{L}[\mathcal{E}(t, \mathbf{x})](s)$ and $\mathbf{G}_s(\mathbf{x}) = \mathcal{L}[\mathcal{G}(t, \mathbf{x})](s)$. Notice that, provided $\text{Im}(s) > s_0 > 0$, there is no need to impose a Silver-Müller radiation condition in the Fourier-Laplace domain fields but it suffices to require $\mathbf{E}_s \in \mathbf{H}(\mathbf{curl}; \Omega^c)$. Also notice that $\mathbf{H}_s(\mathbf{x}) = \mathcal{L}[\mathcal{H}(t, \mathbf{x})](s)$ can be recovered from \mathbf{E}_s by taking the Fourier-Laplace transform of $\mathcal{H}_t = -c_0 \mu_r^{-1} \mathbf{curl} \mathcal{E}$, which leads to $-i s \mathbf{H}_s = -c_0 \mu_r^{-1} \mathbf{curl} \mathbf{E}_s$.

Next we obtain a variational formulation of the scattering problem (5-6). To this end, we multiply both sides of equation (5) by the complex conjugate \bar{v} of a smooth test function \mathbf{v} of compact support and integrate by parts in Ω^c to obtain:

$$0 = \int_{\Omega^c} ((\mu_r^{-1} \mathbf{curl} \mathbf{E}_s) \cdot \mathbf{curl} \bar{\mathbf{v}} - k_s^2 \epsilon_r \mathbf{E}_s \cdot \bar{\mathbf{v}}) dV - \int_{\Gamma} \boldsymbol{\nu} \times (\mu_r^{-1} \mathbf{curl} \mathbf{E}_s) \cdot \bar{\mathbf{v}} dA,$$

where $k_s = \frac{s}{c_0}$. We make use of the impedance boundary condition to rewrite the integral on Γ as

$$- \int_{\Gamma} \boldsymbol{\nu} \times (\mu_r^{-1} \mathbf{curl} \mathbf{E}_s) \cdot \bar{\mathbf{v}} dA = i k_s \int_{\Gamma} (-\Lambda \mathbf{E}_{s,T} + \mathbf{G}_s) \cdot \bar{\mathbf{v}}_T dA.$$

Now we need to define the solution space

$$\mathbf{X} = \{\mathbf{v} \in \mathbf{H}(\mathbf{curl}, \Omega^c) \mid \mathbf{v}_T \in \mathbf{L}_T^2(\Gamma)\}$$

endowed with the norm $\|\mathbf{v}\|_X^2 = \|\mathbf{v}\|_{\mathbf{H}(\mathbf{curl}, \Omega^c)}^2 + \|\mathbf{v}_T\|_{\mathbf{L}_T^2(\Gamma)}^2$. Using the density of $\mathcal{C}_0^\infty(\mathbb{R}^3)$ in \mathbf{X} (cf. [28]), the variational form of the Fourier-Laplace domain forward problem is then to find $\mathbf{E}_s \in \mathbf{X}$ that satisfies

$$\int_{\Omega^c} ((\mu_r^{-1} \mathbf{curl} \mathbf{E}_s) \cdot \mathbf{curl} \bar{\mathbf{v}} - k_s^2 \epsilon_r \mathbf{E}_s \cdot \bar{\mathbf{v}}) dV - i k_s \int_{\Gamma} \Lambda \mathbf{E}_{s,T} \cdot \bar{\mathbf{v}}_T dA = -i k_s \int_{\Gamma} \mathbf{G}_s \cdot \bar{\mathbf{v}}_T dA$$

for any $\mathbf{v} \in \mathbf{X}$.

In order to study this variational formulation, we suppose that $s \in \mathbb{C}_{s_0}$ for some fixed $s_0 > 0$ and consider the sesquilinear form associated to the left hand side:

$$a_s(\mathbf{u}, \mathbf{v}) = \int_{\Omega^c} ((\mu_r^{-1} \mathbf{curl} \mathbf{u}) \cdot \mathbf{curl} \bar{\mathbf{v}} - k_s^2 \epsilon_r \mathbf{u} \cdot \bar{\mathbf{v}}) dV - i k_s \int_{\Gamma} \Lambda \mathbf{u}_T \cdot \bar{\mathbf{v}}_T dA.$$

Using the approach in [1], notice that

$$-\bar{s} a_s(\mathbf{v}, \mathbf{v}) = \int_{\Omega^c} \left((-\bar{s} \mu_r^{-1} \mathbf{curl} \mathbf{v}) \cdot \mathbf{curl} \bar{\mathbf{v}} + s \left(\frac{|s|}{c_0} \right)^2 \epsilon_r \mathbf{v} \cdot \bar{\mathbf{v}} \right) dV + i \frac{|s|^2}{c_0} \int_{\Gamma} \Lambda \mathbf{v}_T \cdot \bar{\mathbf{v}}_T dA.$$

The imaginary part of this expression can be studied term by term under our assumptions on the coefficients to obtain the following inequality:

$$\begin{aligned} \operatorname{Im}(-\bar{s}a_s(\mathbf{v}, \mathbf{v})) &\geq s_0\mu_{r,\max}^{-1} \|\mathbf{curl} \mathbf{v}\|_{0,\Omega^c}^2 + \left(\frac{|s|}{c_0}\right)^2 s_0\epsilon_{r,\min} \|\mathbf{v}\|_{0,\Omega^c}^2 + \frac{|s|^2}{c_0} \Lambda_{\min} \|\mathbf{v}_T\|_{0,\Gamma}^2 \\ &\geq \min\left(s_0\mu_{r,\max}^{-1}, \left(\frac{|s|}{c_0}\right)^2 s_0\epsilon_{r,\min}, \frac{|s|^2}{c_0} \Lambda_{\min}\right) \|\mathbf{v}\|_{\mathbf{X}}^2. \end{aligned}$$

Here and in the sequel, $\mu_{r,\max}^{-1} > 0$, $\epsilon_{r,\min} > 0$ and $\Lambda_{\min} > 0$ are positive constants associated with the positive definiteness properties of the coefficient functions μ_r , ϵ_r and Λ , respectively. Also notice that, for any fixed $s \in \mathbb{C}$, the boundedness of the sesquilinear form $a_s : \mathbf{X} \times \mathbf{X} \rightarrow \mathbb{C}$ follows from the assumed uniform boundedness of the coefficient functions and the definition of the space \mathbf{X} . Therefore, the Lax-Milgram lemma guarantees that there exists a unique solution $\mathbf{E}_s \in \mathbf{X}$ such that

$$a_s(\mathbf{E}_s, \mathbf{v}) = -i \frac{s}{c_0} \int_{\Gamma} \mathbf{G}_s \cdot \bar{\mathbf{v}}_T dA \quad \forall \mathbf{v} \in \mathbf{X}.$$

To allow us to go back to the time domain problem, we need bounds on \mathbf{E}_s which make explicit the dependence on s . With this aim, we notice that, since

$$\operatorname{Im}(-\bar{s}a_s(\mathbf{E}_s, \mathbf{E}_s)) = \operatorname{Im}\left(i \frac{|s|^2}{c_0} \int_{\Gamma} \mathbf{G}_s \cdot \bar{\mathbf{E}}_{s,T} dA\right) = \frac{|s|^2}{c_0} \operatorname{Re}\left(\int_{\Gamma} \mathbf{G}_s \cdot \bar{\mathbf{E}}_{s,T} dA\right),$$

it follows that

$$s_0\mu_{r,\max}^{-1} \|\mathbf{curl} \mathbf{E}_s\|_{0,\Omega^c}^2 + \left(\frac{|s|}{c_0}\right)^2 s_0\epsilon_{r,\min} \|\mathbf{E}_s\|_{0,\Omega^c}^2 + \frac{|s|^2}{c_0} \Lambda_{\min} \|\mathbf{E}_{s,T}\|_{0,\Gamma}^2 \leq \frac{|s|^2}{c_0} \operatorname{Re}\left(\int_{\Gamma} \mathbf{G}_s \cdot \bar{\mathbf{E}}_{s,T} dA\right).$$

By the Cauchy-Schwarz inequality, we get the bound

$$s_0\mu_{r,\max}^{-1} \|\mathbf{curl} \mathbf{E}_s\|_{0,\Omega^c}^2 + \left(\frac{|s|}{c_0}\right)^2 s_0\epsilon_{r,\min} \|\mathbf{E}_s\|_{0,\Omega^c}^2 + \frac{|s|^2}{2c_0} \Lambda_{\min} \|\mathbf{E}_{s,T}\|_{0,\Gamma}^2 \leq \frac{|s|^2}{2c_0} \Lambda_{\min}^{-1} \|\mathbf{G}_s\|_{0,\Gamma}^2,$$

which allows us to apply Lemma 2.1 to go back to the time domain and guarantee the following result. Notice that causality preservation is straightforward by the Paley-Wiener theory.

We have thus proved the following result:

Lemma 2.2. *For any $p \in \mathbb{R}$ and \mathcal{G} in $H_{s_0}^p(\mathbb{R}; \mathbf{L}_T^2(\Gamma))$, there exists a unique solution \mathcal{E} to (2-3), which is bounded in $H_{s_0}^p(\mathbb{R}; \mathbf{L}^2(\Omega^c))$ and $H_{s_0}^{p-1}(\mathbb{R}; \mathbf{H}(\mathbf{curl}, \Omega^c))$ in terms of the datum $\mathcal{G} \in H_{s_0}^p(\mathbb{R}; \mathbf{L}_T^2(\Gamma))$. Its tangential trace lies in $H_{s_0}^p(\mathbb{R}; \mathbf{L}_T^2(\Gamma))$. Moreover, causality is preserved: if \mathcal{G} belongs to $H_{s_0}^p(\mathbb{R}_+; \mathbf{L}_T^2(\Gamma))$, then the solution \mathcal{E} is in $H_{s_0}^p(\mathbb{R}_+; \mathbf{L}^2(\Omega^c))$ and in $H_{s_0}^{p-1}(\mathbb{R}_+; \mathbf{H}(\mathbf{curl}, \Omega^c))$.*

We define the solution operator \mathcal{Q} that maps the datum \mathcal{G}_t onto the solution \mathcal{E} of problem (2-3). So defined, we have just shown that

$$\mathcal{Q} : \mathcal{G}_t \in H_{s_0}^p(\mathbb{R}; \mathbf{L}_T^2(\Gamma)) \mapsto \mathcal{E} \in H_{s_0}^{p+1}(\mathbb{R}; \mathbf{L}^2(\Omega^c)) \cap H_{s_0}^p(\mathbb{R}; \mathbf{X})$$

is bounded for all $p \in \mathbb{R}$, and preserves causality.

3 The inverse problem and the linear sampling method

We now formulate precisely the inverse problem we shall study. We assume that the unknown scattering object Ω is illuminated by incident fields that are due to regularized point sources (see (7) below) which are a model of a source of electromagnetic waves. Each source point is placed on a fixed surface $\Gamma_1 \subset \mathbb{R}^3$. We

seek to reconstruct the scatterer Ω from measurements of the scattered fields corresponding to those incident fields on a possibly different surface $\Gamma_M \subset \mathbb{R}^3$, which is a model for a measurement device. Both Γ_I and Γ_M are piecewise smooth surfaces, and are allowed to be open or closed. When either surface is closed we assume Ω is enclosed by that surface. In the case when Γ_I (or Γ_M) is open, we suppose that it is a subset of an analytic closed surface $\tilde{\Gamma}_I$ (or $\tilde{\Gamma}_M$, respectively) that encloses Ω .

In order to describe the regularized point sources that we consider, we fix a polarization $\mathbf{p} \in \mathbb{R}^3 \setminus \{\mathbf{0}\}$, a source point $\mathbf{y} \in \Gamma_I$, and a smooth function $\chi \in \mathcal{C}_0^\infty(\mathbb{R}_+)$ that models a modulation function in time. Then we take regularized incident magnetic dipoles defined in the classical sense for $\mathbf{x} \neq \mathbf{y}$ and $t \in \mathbb{R}$ by:

$$\mathcal{E}^i(\mathbf{x}, t; \mathbf{y}, \mathbf{p}) = \mathbf{curl}_{\mathbf{x}}(\mathbf{p} \Phi_{\chi}(\mathbf{x} - \mathbf{y}, t)) = -\mathbf{p} \times \nabla_{\mathbf{x}} \Phi_{\chi}(\mathbf{x} - \mathbf{y}, t). \quad (7)$$

Here

$$\Phi_{\chi}(\mathbf{x}, t) = \frac{\chi(t - c_0^{-1}|\mathbf{x}|)}{4\pi|\mathbf{x}|}$$

is the regularized counterpart of the fundamental solution of the time dependent wave equation

$$\Phi(\mathbf{x}, t) = \frac{\delta(t - c_0^{-1}|\mathbf{x}|)}{4\pi|\mathbf{x}|},$$

where δ denotes the Dirac delta distribution. In particular, these dipoles are divergence free away from the sources, that is, $\operatorname{div}_{\mathbf{x}} \mathcal{E}^i(\mathbf{x}, t; \mathbf{y}, \mathbf{p}) = 0$ for $(\mathbf{x}, t) \in (\mathbb{R}^3 \setminus \{\mathbf{y}\}) \times \mathbb{R}$. Also notice that they are the regularized time dependent counterparts of the magnetic dipoles proposed in [11] for the frequency domain. Moreover, they can be written as the convolution in time of the modulation function χ and the fundamental solution of the wave equation as follows:

$$\mathcal{E}^i(\mathbf{x}, t; \mathbf{y}, \mathbf{p}) = \chi * \mathbf{curl}_{\mathbf{x}}(\mathbf{p} \Phi(\mathbf{x} - \mathbf{y}, \cdot)) = \int_{\mathbb{R}} \chi(t - \tau) \mathbf{curl}_{\mathbf{x}}(\mathbf{p} \Phi(\mathbf{x} - \mathbf{y}, \tau)) d\tau. \quad (8)$$

Let us recall that the fundamental solution of the wave equation satisfies, in the distributional sense,

$$c_0^{-2} \Phi_{tt}(\mathbf{x}, t) - \Delta_{\mathbf{x}} \Phi(\mathbf{x}, t) = \delta(|\mathbf{x}|) \delta(t) \quad \text{for } (\mathbf{x}, t) \in \mathbb{R}^3 \times \mathbb{R}.$$

Thus, since the regularized dipole is divergence free away from the source point \mathbf{y} , we have in the distributional sense that

$$c_0^{-2} \mathcal{E}_{tt}^i(\mathbf{x}, t; \mathbf{y}, \mathbf{p}) + \mathbf{curl}_{\mathbf{x}} \mathbf{curl}_{\mathbf{x}}(\mathcal{E}^i(\mathbf{x}, t; \mathbf{y}, \mathbf{p})) = \chi(t) \mathbf{curl}_{\mathbf{x}}(\mathbf{p} \delta(|\mathbf{x} - \mathbf{y}|)) \quad \text{for } (\mathbf{x}, t) \in \mathbb{R}^3 \times \mathbb{R}. \quad (9)$$

Let $\mathcal{E}(\mathbf{x}, t; \mathbf{y}, \mathbf{p})$ denote the scattered field corresponding to the incident field $\mathcal{E}^i(\mathbf{x}, t; \mathbf{y}, \mathbf{p})$. The linearity of Maxwell's equations (2-3) shows that the scattered field for a superposition of incident fields equals the superposition of the corresponding scattered fields. More generally, for a function $\mathbf{f} : \Gamma_I \times \mathbb{R} \rightarrow \mathbb{R}^3$ with $\mathbf{f} \in L^2(\mathbb{R}, \mathcal{L}_T^2(\Gamma_I))$, we may consider the incident field

$$(\mathcal{M}_{\chi}^i \mathbf{f})(\mathbf{x}, t) = \int_{\mathbb{R}} \int_{\Gamma_I} \mathcal{E}^i(\mathbf{x}, t - \tau; \mathbf{y}, \mathbf{f}(\mathbf{y}, \tau)) dA_{\mathbf{y}} d\tau \quad \text{for } (\mathbf{x}, t) \in (\mathbb{R}^3 \setminus \Gamma_I) \times \mathbb{R},$$

and the corresponding scattered field

$$(\mathcal{M}_{\chi} \mathbf{f})(\mathbf{x}, t) = \int_{\mathbb{R}} \int_{\Gamma_I} \mathcal{E}(\mathbf{x}, t - \tau; \mathbf{y}, \mathbf{f}(\mathbf{y}, \tau)) dA_{\mathbf{y}} d\tau \quad \text{for } (\mathbf{x}, t) \in \Omega^c \times \mathbb{R}.$$

In the following, we will make use of polarizations given by tangential fields on $\Gamma_I \times \mathbb{R}$, and then measure the tangential component of the scattered field on $\Gamma_M \times \mathbb{R}$. Accordingly, we define the *near field operator* by applied to a vector function $\mathbf{f} \in L_{s_0}^2(\mathbb{R}; \mathbf{L}^2(\Gamma_I))$ by

$$(\mathcal{N}_{\chi} \mathbf{f})(\mathbf{x}, t) = \int_{\mathbb{R}} \int_{\Gamma_I} \mathcal{E}_T(\mathbf{x}, t - \tau; \mathbf{y}, \mathbf{f}(\mathbf{y}, \tau)) dA_{\mathbf{y}} d\tau \quad \text{for } (\mathbf{x}, t) \in \Gamma_M \times \mathbb{R}, \quad (10)$$

where, as usual, the subscript T refers to the tangential trace here taken on Γ_M (i.e. $\mathbf{v}_T = (\boldsymbol{\nu} \times \mathbf{v}) \times \boldsymbol{\nu}$).

Concerning causality, we emphasize that even for a causal field $\mathbf{f} \in L^2(\mathbb{R}_+; \mathbf{L}_T^2(\Gamma_I))$, the corresponding incident field $\mathcal{M}_\chi^i \mathbf{f}$ is not necessarily causal (and hence, nor is the scattered field $\mathcal{M}_\chi \mathbf{f}$). However, the measured data $(\mathbf{x}, t) \mapsto \mathcal{E}_T(\mathbf{x}, t; \mathbf{y}, \mathbf{p})$ that represents the kernel of the integral operator \mathcal{N}_χ , are tangential components of causal electromagnetic waves.

For later use, we note that the incident field operator \mathcal{M}_χ^i can be represented as the convolution in time of the modulation function χ with the vector potential defined by the non-regularized magnetic dipole operator. Indeed, for tangential densities $\mathbf{f} \in L^2(\mathbb{R}; \mathbf{L}_T^2(\Gamma_I))$, the non-regularized counterpart of \mathcal{M}_χ^i is

$$(\mathcal{M}^i \mathbf{f})(\mathbf{x}, t) = \text{curl}_{\mathbf{x}} \left(\int_{\mathbb{R}} \int_{\Gamma_I} \Phi(\mathbf{x} - \mathbf{y}, t - \tau) \mathbf{f}(\mathbf{y}, \tau) dA_{\mathbf{y}} d\tau \right) \quad \text{for } (\mathbf{x}, t) \in (\mathbb{R}^3 \setminus \Gamma_I) \times \mathbb{R},$$

which is the curl of the (non-regularized) retarded single layer potential for the wave equation defined over the surface Γ_I ; see the paragraph 3.1.1 for more details about this integral operator. Then

$$\begin{aligned} (\mathcal{M}_\chi^i \mathbf{f})(\mathbf{x}, t) &= \int_{\mathbb{R}} \chi(t - \tau) \text{curl}_{\mathbf{x}} \left(\int_{\mathbb{R}} \int_{\Gamma_I} \Phi(\mathbf{x} - \mathbf{y}, \tau - \tau_1) \mathbf{f}(\mathbf{y}, \tau_1) dA_{\mathbf{y}} d\tau_1 \right) d\tau \\ &= (\chi * \mathcal{M}^i \mathbf{f})(\mathbf{x}, t) \quad \text{for } (\mathbf{x}, t) \in (\mathbb{R}^3 \setminus \Gamma_I) \times \mathbb{R}. \end{aligned}$$

The Time Domain Linear Sampling Method (TD-LSM) is an imaging technique that yields a picture of the scatterer by approximately solving, for each sampling point, a linear integral equation whose right hand side is the tangential trace of a point source placed at the point under study. Using the measured scattered field, we can compute the near field operator (10) applied to a vector function $\mathbf{f} \in L_{s_0}^2(\mathbb{R}; \mathbf{L}^2(\Gamma_I))$. Then, for each sampling point \mathbf{z} , polarization $\mathbf{p}_{\mathbf{z}} \in \mathbb{R}^3 \setminus \{\mathbf{0}\}$ and delay $\tau_{\mathbf{z}} \in \mathbb{R}$, we seek an approximate solution $\mathbf{g} = \mathbf{g}(\cdot, \cdot; \mathbf{z}, \mathbf{p}_{\mathbf{z}}, \tau_{\mathbf{z}}) \in L^2(\mathbb{R}; \mathbf{L}_T^2(\Gamma_I))$ of the *near field equation*

$$(\mathcal{N}_\chi \mathbf{g}(\cdot, \cdot; \mathbf{z}, \mathbf{p}_{\mathbf{z}}, \tau_{\mathbf{z}}))(\mathbf{x}, t) = \mathcal{E}_T^i(\mathbf{x}, t - \tau_{\mathbf{z}}; \mathbf{z}, \mathbf{p}_{\mathbf{z}}) \quad \text{for } (\mathbf{x}, t) \in \Gamma_M \times \mathbb{R}. \quad (11)$$

This is an ill-posed linear integral equation.

In our numerical tests, $\tau_{\mathbf{z}}$ is kept constant for all sampling points \mathbf{z} in a test region that we choose a priori to search for the scatterer: Theoretically, one might also let $\tau_{\mathbf{z}}$ vary depending on \mathbf{z} , but the assumption that this is not the case allows to neglect the dependence of \mathbf{g} on $\tau_{\mathbf{z}}$. Moreover, $\mathbf{p}_{\mathbf{z}} = \mathbf{p}$ is typically fixed to be a unit vector ($|\mathbf{p}| = 1$). Note that in their analysis of the TD-LSM for the wave equation [30], the authors argue that one may choose $\tau_{\mathbf{z}} = \tau = 0$.

By solving the near field equation approximately for many sampling points \mathbf{z} we construct an indicator function for the scatterer. Details of this procedure are given in Remark 3.7.

3.1 Basic ingredients for the TD-LSM analysis

We next study some basic tools for the theoretical justification of the TD-LSM. More precisely, we start by recalling an integral operator related to the wave equation: the so called retarded single layer potential. Then we study the operator \mathcal{M}_χ^i related to the superposition of incident fields, and the impedance trace operator that maps incident fields onto the associated boundary data in the impedance boundary condition (3) of the forward problem. These results lay the foundation to deduce some basic properties of the near field measurement operator \mathcal{N}_χ .

3.1.1 Retarded single layer potential for the wave equation

The regularized retarded single layer potential for the wave equation defined over Γ_I is

$$\mathcal{S}_{\Gamma_I, \chi} f(\mathbf{x}, t) = \int_{\mathbb{R}} \int_{\Gamma_I} f(\mathbf{y}, \tau) \Phi_\chi(\mathbf{x} - \mathbf{y}, t - \tau) dA_{\mathbf{y}} d\tau \quad \text{for } (\mathbf{x}, t) \in \mathbb{R}^3 \times \mathbb{R}. \quad (12)$$

Notice that it is the regularization by means of the modulation function χ of the non-regularized retarded single layer potential for the wave equation defined over Γ_I :

$$\mathcal{S}_{\Gamma_I} f(\mathbf{x}, t) = \int_{\mathbb{R}} \int_{\Gamma_I} f(\mathbf{y}, \tau) \Phi(\mathbf{x} - \mathbf{y}, t - \tau) dA_{\mathbf{y}} d\tau \quad \text{for } (\mathbf{x}, t) \in \mathbb{R}^3 \times \mathbb{R}, \quad (13)$$

cf. [32]. The latter defines a bounded operator from $L_{s_0}^2(\mathbb{R}; L^2(\Gamma_I))$ into $L_{s_0}^2(\mathbb{R}; L_{loc}^2(\mathbb{R}^3))$ that preserves causality. Moreover, the following result provides bounds on the single layer operator.

Lemma 3.1. *Let $s_0 > 0$. Then \mathcal{S}_{Γ_I} is a bounded operator from $L^2(\mathbb{R}; L^2(\Gamma_I))$ into $H_{s_0}^{-1}(\mathbb{R}; H^1(\Omega^c))$, and also into $H_{s_0}^{-1}(\mathbb{R}; H^1(\Omega))$. Moreover, its trace on $\Gamma \times \mathbb{R}$ (that is, $\mathcal{S}_{\Gamma_I}|_{\Gamma \times \mathbb{R}}$) is continuous across $\Gamma \times \mathbb{R}$.*

Remark 3.2. *A stronger result can be proved for the regularized single layer [16].*

Proof. The Fourier-Laplace transform \hat{w}_s of $w = \mathcal{S}_{\Gamma_I} f$ satisfies a transmission problem in $\mathbb{R}^3 \setminus \Gamma_I$; more precisely, $\Delta \hat{w}_s + k_s^2 \hat{w}_s = 0$ in $\mathbb{R}^3 \setminus \Gamma_I$, and its trace is continuous across Γ_I whereas its normal derivative has a jump equal to the density f ; accordingly, a variational formulation of this transmission problem leads to

$$\int_{\mathbb{R}^3} \left(|\nabla \hat{w}_s|^2 - \frac{s^2}{c_0^2} |\hat{w}_s|^2 \right) d\mathbf{x} = \int_{\Gamma_I} \hat{f}_s \overline{\hat{w}_s} dA.$$

Taking the imaginary part of the product by $-\bar{s}$, and using Cauchy's generalized inequality and the trace theorem,

$$\operatorname{Im}(s) \int_{\mathbb{R}^3} \left(|\nabla \hat{w}_s|^2 + \frac{|s|^2}{c_0^2} |\hat{w}_s|^2 \right) d\mathbf{x} \leq |s| \|\hat{f}_s\|_{H^{-1/2}(\Gamma_I)} \|\hat{w}_s\|_{H^{1/2}(\Gamma_I)} \leq \frac{|s|^2}{4\alpha} \|\hat{f}_s\|_{H^{-1/2}(\Gamma_I)}^2 + C_{\Gamma_I} \alpha \|\hat{w}_s\|_{H^1(\mathbb{R}^3)}^2,$$

for any $\alpha > 0$. In particular, if $\alpha > 0$ is small enough, we deduce that

$$\|\hat{w}_s\|_{H^1(\mathbb{R}^3)} \leq C |s| \|\hat{f}_s\|_{H^{-1/2}(\Gamma_I)}, \quad (14)$$

where $C > 0$ does not depend on $s \in \mathbb{C}_{s_0}$. Now we can infer information back to the time domain using Lemma 2.1, and it follows that, for any $p \in \mathbb{R}$, the single layer potential \mathcal{S}_{Γ_I} is bounded as a map from $H_{s_0}^p(\mathbb{R}; H^{-1/2}(\Gamma_I))$ into $H_{s_0}^{p-1}(\mathbb{R}; H^1(\mathbb{R}^3))$ for any $p \in \mathbb{R}$; in particular, it is bounded from $L_{s_0}^2(\mathbb{R}; L^2(\Gamma_I))$ into $H_{s_0}^{-1}(\mathbb{R}; H^1(\Omega))$ and into $H_{s_0}^{-1}(\mathbb{R}; H^1(\Omega^c))$. \square

3.1.2 Analysis of the operator associated to the superposition of incident fields

The aim of this paragraph is to study the operator \mathcal{M}_{χ}^i defined in (9) between suitable Sobolev spaces. To accomplish this, we define the following closed subspace of $H_{s_0}^p(\mathbb{R}; \mathbf{L}^2(\Omega))$ associated to incident fields:

$$Z_{s_0}^p(\Omega) = \left\{ \mathbf{g} \in H_{s_0}^p(\mathbb{R}; \mathbf{L}^2(\Omega)) \mid \operatorname{div} \mathbf{g} = 0 \text{ and } \mathbf{g}_{tt} + c_0^2 \operatorname{curl}(\operatorname{curl} \mathbf{g}) = \mathbf{0} \text{ in } \Omega \times \mathbb{R} \right\}. \quad (15)$$

Then we have the following result:

Theorem 3.3. *Assume that $\chi \in C_0^\infty(\mathbb{R}_+)$. Then \mathcal{M}_{χ}^i is a bounded and injective operator from $L_{s_0}^2(\mathbb{R}; \mathbf{L}_T^2(\Gamma_I))$ into $Z_{s_0}^p(\Omega)$ for any $p \in \mathbb{R}$, and the range of its tangential traces $\{(\mathcal{M}_{\chi}^i \mathbf{f})_T \mid \mathbf{f} \in L_{s_0}^2(\mathbb{R}; \mathbf{L}_T^2(\Gamma_I))\}$ is dense in $H_{s_0}^p(\mathbb{R}; \mathbf{L}_T^2(\Gamma))$.*

Proof. We first study the operator \mathcal{M}_{χ}^i based on explicit bounds in $s \in \mathbb{C}_{s_0}$ of its Fourier-Laplace transform

$$(\widehat{\mathcal{M}}_{\chi, s}^i \hat{\mathbf{f}}_s)(\mathbf{x}) = \hat{\chi}_s \operatorname{curl}_{\mathbf{x}} \left(\int_{\Gamma_I} \hat{\mathbf{f}}_s(\mathbf{y}) \frac{e^{ic_0^{-1}s|\mathbf{x}-\mathbf{y}|}}{4\pi|\mathbf{x}-\mathbf{y}|} dA_{\mathbf{y}} \right) \quad \text{for } \mathbf{x} \in \Omega.$$

Remaining in the Fourier-Laplace domain, we note that the single layer potential for vector fields is defined to act componentwise. Then, the mapping

$$\hat{\mathbf{f}}_s \mapsto \operatorname{curl}(\widehat{\mathcal{S}}_{\Gamma_I, s} \hat{\mathbf{f}}_s)$$

is bounded from $\mathbf{L}^2(\Gamma_I)$ into $\mathbf{L}^2(\mathbb{R}^3)$ because from (14) we have that

$$\|\mathbf{curl}(\hat{\mathcal{S}}_{\Gamma_I,s}\hat{\mathbf{f}}_s)\|_{\mathbf{L}^2(\mathbb{R}^3)} \leq \sqrt{3} \|\hat{\mathcal{S}}_{\Gamma_I,s}\hat{\mathbf{f}}_s\|_{\mathbf{H}^1(\mathbb{R}^3)} \leq C|s| \|\hat{\mathbf{f}}_s\|_{\mathbf{L}^2(\Gamma_I)},$$

where $C > 0$ is independent of $s \in \mathbb{C}_{s_0}$. Also notice that the compactness of the support of the modulation function $\chi \in \mathcal{C}_0^\infty(\mathbb{R}_+)$ guarantees that its Fourier-Laplace transform $\hat{\chi}_s$ decays faster than any algebraic rate (see [31]), that is, $|\hat{\chi}_s| \leq C_{\chi,p} |s|^{-p}$ for $s \in \mathbb{C}_{s_0}$ and $p > 0$. This shows that, for any $s \in \mathbb{C}_{s_0}$ and $p > 0$, we can bound $\widehat{\mathcal{M}}_{\chi,s}^i \hat{\mathbf{f}}_s = \hat{\chi}_s \mathbf{curl}(\hat{\mathcal{S}}_{\Gamma_I,s}\hat{\mathbf{f}}_s)$ by

$$\|\widehat{\mathcal{M}}_{\chi,s}^i \hat{\mathbf{f}}_s\|_{\mathbf{L}^2(\mathbb{R}^3)} \leq C_{\chi,p} |s|^{1-p} \|\hat{\mathbf{f}}_s\|_{\mathbf{L}^2(\Gamma_I)},$$

where $C_{\chi,p} > 0$ does not depend on $s \in \mathbb{C}_{s_0}$. Back to the time domain, it follows that \mathcal{M}_χ^i is bounded from $H_{s_0}^q(\mathbb{R}; \mathbf{L}^2(\Gamma_I))$ into $H_{s_0}^{q-1+p}(\mathbb{R}; \mathbf{L}^2(\mathbb{R}^3))$ for every $p, q \in \mathbb{R}$. In particular, it is bounded from $L_{s_0}^2(\mathbb{R}; \mathbf{L}_T^2(\Gamma_I))$ into $H_{s_0}^p(\mathbb{R}; \mathbf{L}^2(\mathbb{R}^3))$ for any $p \in \mathbb{R}$. Moreover, the divergence of $\mathcal{M}_\chi^i \mathbf{f}$ vanishes in $\mathbb{R}^3 \times \mathbb{R}$ from its definition, and it is also clear that $\mathcal{M}_\chi^i \mathbf{f}$ is a weak solution to the vector wave equation in $(\mathbb{R}^3 \setminus \Gamma_I) \times \mathbb{R}$. Hence, \mathcal{M}_χ^i is also bounded from $L_{s_0}^2(\mathbb{R}; \mathbf{L}_T^2(\Gamma_I))$ into $Z_{s_0}^q(\Omega_I)$ for any $p \in \mathbb{R}$, where Ω_I denotes the domain enclosed by Γ_I (or the domain enclosed by the analytic surface $\tilde{\Gamma}_I$ containing Γ_I when Γ_I is open) and the space $Z_{s_0}^q(\Omega_I)$ is defined as in (15).

Next we show that \mathcal{M}_χ^i is injective. To this end, let us consider $\mathbf{f} \in H_{s_0}^p(\mathbb{R}; \mathbf{L}_T^2(\Gamma_I))$ such that $\mathcal{M}_\chi^i \mathbf{f}$ vanishes in $Z_{s_0}^p(\Omega)$. Then $\widehat{\mathcal{M}}_{\chi,s}^i \hat{\mathbf{f}}_s$ vanishes for almost all complex frequencies $s \in \mathbb{C}_{s_0}$; equivalently, since $\hat{\chi}_s$ is an entire function, the field

$$\hat{\mathbf{w}}_s(\mathbf{x}) = \mathbf{curl}_{\mathbf{x}} \left(\int_{\Gamma_I} \hat{\mathbf{f}}_s(\mathbf{y}) \frac{e^{isc_0^{-1}|\mathbf{x}-\mathbf{y}|}}{4\pi|\mathbf{x}-\mathbf{y}|} dA_{\mathbf{y}} \right) = \mathbf{curl} \hat{\mathcal{S}}_{\Gamma_I,s} \hat{\mathbf{f}}_s(\mathbf{x}) = 0$$

in $\mathbf{L}^2(\Omega)$ for almost every $s \in \mathbb{C}_{s_0}$. Moreover, $\hat{\mathbf{w}}_s \in \mathbf{H}^1(\mathbb{R}^3 \setminus \Gamma_I)$ solves the vector Helmholtz equation $\Delta \hat{\mathbf{w}}_s + \frac{s^2}{c_0^2} \hat{\mathbf{w}}_s = 0$ in $\mathbb{R}^3 \setminus \Gamma_I$. Thus, the fact that it vanishes in Ω implies that it also vanishes up to Γ_I ; notice that, in case Γ_I is open, by analytic continuation $\hat{\mathbf{w}}_s$ vanishes on the whole $\tilde{\Gamma}_I$ and therefore by this reasoning we may simplify the situation by identifying $\tilde{\Gamma}_I$ with Γ_I . Let us recall that $\mathbf{curl} \hat{\mathbf{w}}_s \times \boldsymbol{\nu}$ is continuous across Γ_I , cf. [11]¹. Hence, if we consider the field $\hat{\mathbf{w}}_s$ outside of Γ_I , it follows that it satisfies the boundary condition $\mathbf{curl} \hat{\mathbf{w}}_s \times \boldsymbol{\nu} = \mathbf{0}$ on Γ_I . Furthermore, $\hat{\mathbf{w}}_s$ is smooth outside of Γ_I and it solves the Maxwell's equation $\mathbf{curl} \mathbf{curl} \hat{\mathbf{w}}_s - k_s^2 \hat{\mathbf{w}}_s = \mathbf{0}$ in Ω_I . By the uniqueness of solutions to this exterior problem (which can be shown reasoning as we did above Th. 2.2 for the exterior impedance problem in the Fourier-Laplace domain), we deduce that $\hat{\mathbf{w}}_s$ also vanishes outside of Γ_I . Finally, notice that the jump of $\hat{\mathbf{w}}_s$ across Γ_I is the following, see [11]²:

$$\lim_{h \rightarrow 0} (\hat{\mathbf{w}}_s(\mathbf{x} + h\boldsymbol{\nu}) - \hat{\mathbf{w}}_s(\mathbf{x} - h\boldsymbol{\nu})) = \hat{\mathbf{f}}_s \times \boldsymbol{\nu} \quad \text{for } \mathbf{x} \in \Gamma_I.$$

Therefore, from $\hat{\mathbf{w}}_s = \mathbf{0}$ in $\mathbb{R}^3 \setminus \Gamma_I$ it follows that the tangential field $\hat{\mathbf{f}}_s = \hat{\mathbf{f}}_{s,T} = \boldsymbol{\nu} \times (\hat{\mathbf{f}}_s \times \boldsymbol{\nu})$ vanishes on Γ_I for almost every $s \in \mathbb{C}_{s_0}$. Back to the time domain, we conclude that also \mathbf{f} vanishes in $\Gamma_I \times \mathbb{R}$.

It remains to show that the tangential trace of \mathcal{M}_χ^i has dense range in $L_{s_0}^2(\mathbb{R}; \mathbf{L}_T^2(\Gamma))$. To this end, we study the adjoint of

$$(\mathcal{M}_{\chi,T}^i \mathbf{f})(\mathbf{x}, t) = \left(\int_{\mathbb{R}} \int_{\mathbb{R}} \int_{\Gamma_I} \chi(t - \tau_1) \mathbf{curl}_{\mathbf{x}}(\mathbf{f}(\mathbf{y}, \tau)) \Phi(\mathbf{x} - \mathbf{y}, \tau_1 - \tau) dA_{\mathbf{y}} d\tau d\tau_1 \right)_T \quad \text{for } (\mathbf{x}, t) \in \Gamma \times \mathbb{R}$$

¹Th.6.12 in [11] states this continuity result for a smooth surface Γ_I and a density field $\hat{\mathbf{f}}_s \in \mathcal{C}^1(\Gamma_I)$, but the result also holds for a \mathcal{C}^2 surface Γ_I and a field $\hat{\mathbf{f}}_s \in \mathbf{L}^2(\Gamma_I)$.

²Cor.2.25 in [11] states this jump result for smooth surfaces Γ_I and density fields $\hat{\mathbf{f}}_s \in \mathcal{C}^1(\Gamma_I)$, but by density the result is also valid for a \mathcal{C}^2 surface Γ_I and for any field $\hat{\mathbf{f}}_s \in \mathbf{L}^2(\Gamma_I)$.

with respect to the inner product of $L_{s_0}^2(\mathbb{R}; \mathbf{L}_T^2(\Gamma))$. Notice that, for $\mathbf{g} \in L_{s_0}^2(\mathbb{R}; \mathbf{L}_T^2(\Gamma))$ and $\mathbf{f} \in L_{s_0}^2(\mathbb{R}; \mathbf{L}_T^2(\Gamma_I))$, we formally have that

$$\begin{aligned} \langle \mathcal{M}_{\chi,T}^{i,*} \mathbf{g}, \mathbf{f} \rangle_{L^2(\mathbb{R}; \mathbf{L}_T^2(\Gamma_I))} &= \langle \mathbf{g}, \mathcal{M}_{\chi,T}^i \mathbf{f} \rangle_{L^2(\mathbb{R}; \mathbf{L}_T^2(\Gamma))} = \int_{\Gamma} \int_{\mathbb{R}} \mathbf{g}(\mathbf{x}, t) \cdot \overline{(\mathcal{M}_{\chi,T}^i \mathbf{f})(\mathbf{x}, t)} dt dA_{\mathbf{x}} \\ &= \int_{\Gamma} \int_{\mathbb{R}} \mathbf{g}(\mathbf{x}, t) \cdot \left(\int_{\mathbb{R}} \int_{\mathbb{R}} \int_{\Gamma_I} \chi(t - \tau_1) \mathbf{curl}_{\mathbf{x}}(\mathbf{f}(\mathbf{y}, \tau)) \Phi(\mathbf{x} - \mathbf{y}, \tau_1 - \tau) dA_{\mathbf{y}} d\tau d\tau_1 \right) dt dA_{\mathbf{x}}. \end{aligned}$$

Besides, at almost every $t, \tau, \tau_1 \in \mathbb{R}, \mathbf{x} \in \Gamma, \mathbf{y} \in \Gamma_I$ it holds

$$\begin{aligned} \mathbf{g}(\mathbf{x}, t) \cdot \mathbf{curl}_{\mathbf{x}}(\overline{\mathbf{f}(\mathbf{y}, \tau) \Phi(\mathbf{x} - \mathbf{y}, \tau_1 - \tau)}) &= -\mathbf{g}(\mathbf{x}, t) \cdot (\overline{\mathbf{f}(\mathbf{y}, \tau)} \times \nabla_{\mathbf{y}} \Phi(\mathbf{x} - \mathbf{y}, \tau_1 - \tau)) \\ &= \overline{\mathbf{f}(\mathbf{y}, \tau)} \cdot \mathbf{curl}_{\mathbf{y}}(\mathbf{g}(\mathbf{x}, t) \Phi(\mathbf{x} - \mathbf{y}, \tau_1 - \tau)). \end{aligned}$$

Hence

$$\langle \mathcal{M}_{\chi,T}^{i,*} \mathbf{g}, \mathbf{f} \rangle_{L^2(\mathbb{R}; \mathbf{L}_T^2(\Gamma_I))} = \int_{\Gamma_I} \int_{\mathbb{R}} \overline{\mathbf{f}(\mathbf{y}, \tau)} \cdot \left(\int_{\mathbb{R}} \int_{\mathbb{R}} \int_{\Gamma} \chi(t - \tau_1) \mathbf{curl}_{\mathbf{y}}(\mathbf{g}(\mathbf{x}, t) \Phi(\mathbf{x} - \mathbf{y}, \tau_1 - \tau)) dA_{\mathbf{x}} dt d\tau_1 \right) d\tau dA_{\mathbf{y}},$$

so that

$$(\mathcal{M}_{\chi,T}^{i,*} \mathbf{g})(\mathbf{y}, \tau) = \int_{\mathbb{R}} \int_{\mathbb{R}} \int_{\Gamma} \chi(t - \tau_1) \mathbf{curl}_{\mathbf{y}}(\mathbf{g}(\mathbf{x}, t) \Phi(\mathbf{x} - \mathbf{y}, \tau_1 - \tau)) dA_{\mathbf{x}} dt d\tau_1.$$

This may be rewritten as

$$(\mathcal{M}_{\chi,T}^{i,*} \mathbf{g})(\mathbf{y}, \tau) = \mathbf{curl}_{\mathbf{y}} \left(\int_{\mathbb{R}} \int_{\mathbb{R}} \int_{\Gamma} \chi(-\tau - \tau_1) \mathbf{g}(\mathbf{x}, -t) \Phi(\mathbf{x} - \mathbf{y}, \tau_1 - t) dA_{\mathbf{x}} dt d\tau_1 \right) = (\mathcal{M}_{\chi,\Gamma,T}^i \tilde{\mathbf{g}})(\mathbf{y}, -\tau),$$

where $\tilde{\mathbf{g}}(\mathbf{y}, \tau) = \mathbf{g}(\mathbf{y}, -\tau)$ and $\mathcal{M}_{\chi,\Gamma,T}^i \mathbf{g}$ denotes the tangential trace on $\Gamma_I \times \mathbb{R}$ of

$$(\mathcal{M}_{\chi,\Gamma}^i \mathbf{g})(\mathbf{x}, t) = \int_{\mathbb{R}} \int_{\Gamma} \mathcal{E}^i(\mathbf{x}, t - \tau; \mathbf{y}, \mathbf{g}(\mathbf{y}, \tau)) dA_{\mathbf{y}} d\tau \quad \text{for } \mathbf{g} \in L_{s_0}^2(\mathbb{R}; \mathbf{L}_T^2(\Gamma)).$$

The integral operator $\mathcal{M}_{\chi,\Gamma}^i$ represents the linear combination of incident fields taking now the sources over Γ ; accordingly, the injectivity of the tangential trace of $\mathcal{M}_{\chi,\Gamma}^i$ on $\Gamma_I \times \mathbb{R}$ can be shown in a similar way as that of \mathcal{M}_{χ}^i on $\Gamma \times \mathbb{R}$. Thus, we conclude that $\mathcal{M}_{\chi,T}^{i,*}$ is injective in $L_{s_0}^2(\mathbb{R}; \mathbf{L}_T^2(\Gamma))$. \square

3.2 Analysis of the impedance trace operator

We next study the operator that relates incident fields in $Z_{s_0}^p(\Omega)$ with data in the impedance boundary condition (3). More precisely, for any admissible incident field $\mathbf{g} \in Z_{s_0}^p(\Omega)$, the right-hand side of (3) is given by $\mathcal{G}_{\mathbf{g},t} = c_0 \mathbf{curl} \mathbf{g} \times \boldsymbol{\nu} - \Lambda \mathbf{g}_{t,T}$, where $\mathcal{G}_{\mathbf{g}} = -\mathcal{H}_{\mathbf{g}} \times \boldsymbol{\nu} - \Lambda \mathbf{g}_T$ in $\mathbb{R} \times \Gamma$ and $\mathcal{H}_{\mathbf{g}}$ is a causal solution of $\mathcal{H}_{\mathbf{g},t} = -c_0 \mathbf{curl} \mathbf{g}$ in $\Omega \times \mathbb{R}$. This leads us to define the impedance trace operator \mathcal{T}_{Γ} by $\mathcal{T}_{\Gamma} \mathbf{g} = c_0 \mathbf{curl} \mathbf{g} \times \boldsymbol{\nu} - \Lambda \mathbf{g}_{t,T}$ for fields $\mathbf{g} \in Z_{s_0}^p(\Omega)$. Note that any field $\mathbf{g} \in Z_{s_0}^p(\Omega)$ belongs to $H_{s_0}^p(\mathbb{R}; \mathbf{L}^2(\Omega))$, is divergence free and satisfies $\mathbf{g}_{tt} + c_0^2 \mathbf{curl}(\mathbf{curl} \mathbf{g}) = \mathbf{0}$ in $\Omega \times \mathbb{R}$; in particular $\mathbf{g} \in H_{s_0}^{p-2}(\mathbb{R}; \mathbf{H}(\mathbf{curl} \mathbf{curl}, \Omega))$, so that the impedance trace operator $\mathcal{T}_{\Gamma} : Z_{s_0}^p(\Omega) \rightarrow H_{s_0}^{p-2}(\mathbb{R}; \mathbf{L}_T^2(\Gamma))$ is well-defined and bounded. We need to further understand if \mathcal{T}_{Γ} is injective and if it has dense range in $H_{s_0}^{p-2}(\mathbb{R}; \mathbf{L}_T^2(\Gamma))$, and we will do so by moving to the Fourier-Laplace domain. Notice that, formally, the Fourier-Laplace transform of $\mathcal{T}_{\Gamma} \mathbf{g}$ is $\hat{\mathcal{T}}_{\Gamma,s} \hat{\mathbf{g}}_s = c_0 \mathbf{curl} \hat{\mathbf{g}}_s \times \boldsymbol{\nu} + is \Lambda \hat{\mathbf{g}}_{s,T}$.

In order to study the injectivity of \mathcal{T}_{Γ} , the natural approach is to consider some $\mathbf{g} \in Z_{s_0}^p(\Omega)$ such that $c_0 \mathbf{curl} \mathbf{g} \times \boldsymbol{\nu} - \Lambda \mathbf{g}_{t,T} = \mathbf{0}$ on $\mathbb{R} \times \Gamma$ and handle this problem as we did for the forward problem; however, doing so we cannot deduce coercivity properties because of the signs that we get when working in the interior region Ω . To overcome this difficulty, we notice that to analyze the near field operator we can restrict the impedance trace operator to act on fields in the range of \mathcal{M}_{χ}^i . Hence, it is enough to study the impedance

trace as an operator from $\mathcal{M}_\chi^i(L_{s_0}^2(\mathbb{R}; \mathbf{L}_T^2(\Gamma_1))) \subseteq Z_{s_0}^p(\Omega_1)$ into $H_{s_0}^{p-1}(\mathbb{R}; \mathbf{L}_T^2(\Gamma))$. Accordingly, we take a field $\mathbf{g} \in Z_{s_0}^p(\Omega_1)$ such that

$$c_0 \mathbf{curl} \mathbf{g} \times \boldsymbol{\nu} - \Lambda \mathbf{g}_{t,T} = \mathbf{0} \text{ on } \Gamma \times \mathbb{R}.$$

For almost all $s \in \mathbb{C}_{s_0}$, its Fourier-Laplace transform $\hat{\mathbf{g}}_s$ is divergence free and satisfies $-s^2 \hat{\mathbf{g}}_s + c_0^2 \mathbf{curl} \mathbf{curl} \hat{\mathbf{g}}_s = \mathbf{0}$ in Ω_1 , and the condition on the impedance trace translates into $c_0 \mathbf{curl} \hat{\mathbf{g}}_s \times \boldsymbol{\nu} + is \Lambda \hat{\mathbf{g}}_{s,T} = \mathbf{0}$ on Γ . Integrating by parts once in $\Omega_1^c = \Omega^c \cap \Omega_1$, we have

$$\| \mathbf{curl} \hat{\mathbf{g}}_s \|_{\mathbf{L}^2(\Omega_1^c)}^2 - k_s^2 \| \hat{\mathbf{g}}_s \|_{\mathbf{L}^2(\Omega_1^c)}^2 - ik_s \int_{\Gamma} \Lambda \hat{\mathbf{g}}_{s,T} \cdot \bar{\hat{\mathbf{g}}}_{s,T} dA + \int_{\Gamma_1} \boldsymbol{\nu} \times \mathbf{curl} \hat{\mathbf{g}}_s \cdot \bar{\hat{\mathbf{g}}}_{s,T} dA = 0. \quad (16)$$

Multiplying both hands of (16) by \bar{s} and identifying the imaginary parts,

$$-\text{Im}(s) \left(\| \mathbf{curl} \hat{\mathbf{g}}_s \|_{\mathbf{L}^2(\Omega_1^c)}^2 + |k_s|^2 \| \hat{\mathbf{g}}_s \|_{\mathbf{L}^2(\Omega_1^c)}^2 \right) + c_0 |k_s| \int_{\Gamma} \Lambda \hat{\mathbf{g}}_{s,T} \cdot \bar{\hat{\mathbf{g}}}_{s,T} dA + \text{Im} \left(\bar{s} \int_{\Gamma_1} \boldsymbol{\nu} \times \mathbf{curl} \hat{\mathbf{g}}_s \cdot \bar{\hat{\mathbf{g}}}_{s,T} dA \right) = 0.$$

Similarly, we integrate by parts in Ω_1 , multiply both hands by \bar{s} and identify the imaginary parts, so that

$$-\text{Im}(s) \left(\| \mathbf{curl} \hat{\mathbf{g}}_s \|_{\mathbf{L}^2(\Omega_1)}^2 + |k_s|^2 \| \hat{\mathbf{g}}_s \|_{\mathbf{L}^2(\Omega_1)}^2 \right) + \text{Im} \left(\bar{s} \int_{\Gamma_1} \boldsymbol{\nu} \times \mathbf{curl} \hat{\mathbf{g}}_s \cdot \bar{\hat{\mathbf{g}}}_{s,T} dA \right) = 0.$$

Hence,

$$\begin{aligned} 0 &\leq c_0 |k_s| \int_{\Gamma} \Lambda \hat{\mathbf{g}}_{s,T} \cdot \bar{\hat{\mathbf{g}}}_{s,T} dA = \\ &= \text{Im}(s) \left(\| \mathbf{curl} \hat{\mathbf{g}}_s \|_{\mathbf{L}^2(\Omega_1^c)}^2 + |k_s|^2 \| \hat{\mathbf{g}}_s \|_{\mathbf{L}^2(\Omega_1^c)}^2 \right) - \text{Im} \left(\bar{s} \int_{\Gamma_1} \boldsymbol{\nu} \times \mathbf{curl} \hat{\mathbf{g}}_s \cdot \bar{\hat{\mathbf{g}}}_{s,T} dA \right) = \\ &= \text{Im}(s) \left(\| \mathbf{curl} \hat{\mathbf{g}}_s \|_{\mathbf{L}^2(\Omega_1^c)}^2 + |k_s|^2 \| \hat{\mathbf{g}}_s \|_{\mathbf{L}^2(\Omega_1^c)}^2 \right) - \text{Im}(s) \left(\| \mathbf{curl} \hat{\mathbf{g}}_s \|_{\mathbf{L}^2(\Omega_1)}^2 + |k_s|^2 \| \hat{\mathbf{g}}_s \|_{\mathbf{L}^2(\Omega_1)}^2 \right) = \\ &= -\text{Im}(s) \left(\| \mathbf{curl} \hat{\mathbf{g}}_s \|_{\mathbf{L}^2(\Omega)}^2 + |k_s|^2 \| \hat{\mathbf{g}}_s \|_{\mathbf{L}^2(\Omega)}^2 \right) \leq 0. \end{aligned}$$

Thus $\hat{\mathbf{g}}_s = \mathbf{0}$ in Ω and, by the unique continuation principle (notice that $-\frac{s^2}{c_0^2} \hat{\mathbf{g}}_s - \Delta \hat{\mathbf{g}}_s = \mathbf{0}$ in Ω_1), also in Ω_1 ; moving back to the time domain, we conclude that $\mathbf{g} = \mathbf{0}$ in $\Omega_1 \times \mathbb{R}$.

Let us next prove that the range of the impedance trace is dense in $H_{s_0}^{p-2}(\mathbb{R}; \mathbf{L}_T^2(\Gamma))$. Given any \mathcal{G} in $H_{s_0}^p(\mathbb{R}; \mathbf{L}_T^2(\Gamma))$, the well-posedness of the forward exterior problem in the time domain (see Lem. 2.2) allows us to consider $\mathcal{W} \in H_{s_0}^p(\mathbb{R}; \mathbf{L}^2(\Omega^c)) \cap H_{s_0}^{p-1}(\mathbb{R}; \mathbf{H}(\mathbf{curl}, \Omega^c))$ that solves

$$\begin{aligned} \mathcal{W}_{tt} + c_0^2 \mathbf{curl} \mathbf{curl} \mathcal{W} &= \mathbf{0} && \text{in } \Omega^c \times \mathbb{R}, \\ (\mathbf{curl} \mathcal{W}) \times \boldsymbol{\nu} - c_0^{-1} \Lambda \mathcal{W}_{t,T} &= c_0^{-1} \mathcal{G} && \text{on } \Gamma \times \mathbb{R}. \end{aligned}$$

Notice that this field satisfies $\mathcal{T}_\Gamma \mathcal{W} = \mathcal{G}$. Besides, Th. 3.3 guarantees that there is a sequence $(\mathbf{f}_k)_{k \in \mathbb{N}} \subset L_{s_0}^2(\mathbb{R}; \mathbf{L}_T^2(\Gamma_1))$ such that $(\mathcal{M}_\chi^i \mathbf{f}_k)_T \rightarrow \mathcal{W}_T$ in $H_{s_0}^{p-1}(\mathbb{R}; \mathbf{L}_T^2(\Gamma))$. Recalling here again the well-posedness of the exterior problem, we have that $\mathcal{M}_\chi \mathbf{f}_k \rightarrow \mathcal{W}$ in $H_{s_0}^{p-2}(\mathbb{R}; \mathbf{H}(\mathbf{curl}, \Omega^c))$; in particular, thanks to the continuity of tangential traces, it follows that $\mathcal{T}_\Gamma \mathcal{M}_\chi \mathbf{f}_k \rightarrow \mathcal{T}_\Gamma \mathcal{W} = \mathcal{G}$ in $H_{s_0}^{p-3}(\mathbb{R}; \mathbf{L}_T^2(\Gamma_1))$ and we conclude that the range of \mathcal{T}_Γ when applied to $\mathcal{M}_\chi^i(L_{s_0}^2(\mathbb{R}; \mathbf{L}_T^2(\Gamma_1)))$ is dense in $H_{s_0}^{p-3}(\mathbb{R}; \mathbf{L}_T^2(\Gamma))$.

Summing up, we have shown the following result.

Theorem 3.4. *For any $p \in \mathbb{R}$, the operator $\mathcal{T}_\Gamma : Z_{s_0}^p(\Omega) \rightarrow H_{s_0}^{p-2}(\mathbb{R}; \mathbf{L}_T^2(\Gamma))$ is well-defined and bounded. Moreover, the composition $\mathcal{T}_\Gamma \circ \mathcal{M}_\chi^i : L_{s_0}^2(\mathbb{R}; \mathbf{L}_T^2(\Gamma_1)) \rightarrow H_{s_0}^p(\mathbb{R}; \mathbf{L}_T^2(\Gamma))$ is injective and has dense range.*

3.3 Analysis of the operator associated to data in the LSM

In this paragraph we analyze the Linear Sampling Method (LSM) presented at the beginning of Section 3. Recall that we have proposed to define the indicator function of the LSM based on solutions of the near field equation

$$(\mathcal{N}_\chi \mathbf{g}(\cdot, \cdot; \mathbf{z}, \mathbf{p}, \tau))(\mathbf{x}, t) = \mathcal{E}_T^i(\mathbf{x}, t - \tau; \mathbf{z}, \mathbf{p}) \quad \text{for } (\mathbf{x}, t) \in \Gamma_M \times \mathbb{R}, \quad (17)$$

see (11). In the definition of the near field operator for $\mathbf{f} \in L_{s_0}^2(\mathbb{R}; \mathbf{L}^2(\Gamma_I))$,

$$(\mathcal{N}_\chi \mathbf{f})(\mathbf{x}, t) = \int_{\mathbb{R}} \left(\int_{\Gamma_I} \mathcal{E}_T(\mathbf{x}, t - \tau; \mathbf{y}, \mathbf{f}(\mathbf{y}, \tau)) \right) dA_{\mathbf{y}} d\tau \quad \text{for } (\mathbf{x}, t) \in \Gamma_M \times \mathbb{R},$$

we take the impedance trace of the incident field $\mathcal{M}_\chi^i \mathbf{f}$ and build the associated solution $\mathcal{Q}(\mathcal{T}_\Gamma \mathcal{M}_\chi^i \mathbf{f})$ in $\Omega^c \times \mathbb{R}$, from which we measure its tangent trace on $\Gamma_M \times \mathbb{R}$. That is,

$$\mathcal{N}_\chi \mathbf{f} = (\mathcal{Q} \mathcal{T}_\Gamma \mathcal{M}_\chi^i \mathbf{f})_T \quad \text{on } \Gamma_M \times \mathbb{R}.$$

Notice that the tangential trace is well-defined and onto when understood from $H_{s_0}^{p-2}(\mathbb{R}; \mathbf{H}(\mathbf{curl}, \Omega^c))$ into $H_{s_0}^{p-2}(\mathbb{R}; \mathbf{H}_T^{-1/2}(\mathbf{curl}, \Gamma_M))$. Indeed, to show that it is onto, let us consider the bounded domain Ω_M enclosed by Γ_M (or its extension by a closed smooth boundary $\tilde{\Gamma}_M$ in case it is open). Then the following exterior problem in $\mathbb{R}^3 \setminus \Omega_M$ with a tangential condition on Γ_M is well-posed and preserves causality:

$$\begin{aligned} \mathbf{u}_{tt} + \frac{c_0}{\mu_0} \mathbf{curl} \mathbf{curl} \mathbf{u} &= \mathbf{0} & \text{in } (\mathbb{R}^3 \setminus \overline{\Omega_M}) \times \mathbb{R}, \\ \mathbf{u}_T &= \mathbf{g} & \text{on } \Gamma_M \times \mathbb{R}, \end{aligned}$$

where we seek $\mathbf{u} \in H_{s_0}^{p-2}(\mathbb{R}; \mathbf{H}(\mathbf{curl}, \mathbb{R}^3 \setminus \overline{\Omega_M}))$ for any given $\mathbf{g} \in H_{s_0}^{p-2}(\mathbb{R}; \mathbf{H}_T^{-1/2}(\mathbf{curl}, \Gamma_M))$. Hence, by Th. 3.4 and Lem. 2.2 it is straightforward that the near field operator satisfies the following property.

Proposition 3.5. *The near field operator \mathcal{N}_χ is well-defined from $L_{s_0}^2(\mathbb{R}; \mathbf{L}_T^2(\Gamma_I))$ into $H_{s_0}^p(\mathbb{R}; \mathbf{H}_T^{-1/2}(\Gamma_M))$ for any $p \in \mathbb{R}$, and it is one-to-one with dense range.*

The following result, which is the main theoretical contribution of our paper, gives a partial justification for the use of the near field equation to solve the inverse scattering problem under the assumption that the target is in Ω_M (which is assumed to satisfy that $\Omega_M \subseteq \Omega_I$, i.e. the receivers are not further from the target than the sources).

Theorem 3.6. *Let $s_0 > 0$, $\tau \in \mathbb{R}$ and $\mathbf{p} \in \mathbb{R}^3$ with $|\mathbf{p}| = 1$.*

Case 1. *Let $\mathbf{z} \in \Omega$. There is a sequence $\mathbf{g}_n \equiv \mathbf{g}_n(\cdot, \cdot; \mathbf{z}, \mathbf{p}) \in L_{s_0}^2(\mathbb{R}; \mathbf{L}_T^2(\Gamma_I))$ such that $\mathcal{N}_\chi \mathbf{g}_n \rightarrow \mathcal{E}_T^i(\cdot, \cdot - \tau; \mathbf{z}, \mathbf{p})$ in $H_{s_0}^{-1}(\mathbb{R}, \mathbf{H}_T^{-1/2}(\Gamma_M))$ when $n \rightarrow \infty$ and such that $\mathcal{M}_\chi^i \mathbf{g}_n \in Z_{s_0}^p(\Omega)$ is bounded.*

Case 2. *Let $\mathbf{z} \in \Omega_M^c = \Omega^c \cap \Omega_M$, and consider any sequence $\mathbf{g}_n \equiv \mathbf{g}_n(\cdot, \cdot; \mathbf{z}, \mathbf{p}) \in L_{s_0}^2(\mathbb{R}; \mathbf{L}_T^2(\Gamma_I))$ such that $\mathcal{N}_\chi \mathbf{g}_n \rightarrow \mathcal{E}_T^i(\cdot, \cdot - \tau; \mathbf{z}, \mathbf{p})$ in $H_{s_0}^p(\mathbb{R}, \mathbf{H}_T^{-1/2}(\Gamma_M))$ when $n \rightarrow \infty$. Then such sequence cannot be bounded in $L_{s_0}^2(\mathbb{R}; \mathbf{L}_T^2(\Gamma_I))$.*

These sequences can be built by solving (11) with a Tikhonov regularization, that is, by minimizing

$$\|\mathcal{N}_\chi \mathbf{g}_n(\cdot, \cdot; \mathbf{z}, \mathbf{p}, \tau) - \mathcal{E}_T^i(\mathbf{x}, t - \tau; \mathbf{z}, \mathbf{p})\|_{H_{s_0}^{-1}(\mathbb{R}; \mathbf{H}_T^{-1/2}(\Gamma_M))}^2 + \frac{1}{n} \|\mathbf{g}_n(\cdot, \cdot; \mathbf{z}, \mathbf{p}, \tau)\|_{L_{s_0}^2(\mathbb{R}; \mathbf{L}_T^2(\Gamma_I))}^2.$$

Remark 3.7. *When we solve the near field equation we take the polarization vector \mathbf{p} to be one of the unit vectors $\{\mathbf{e}_1, \mathbf{e}_2, \mathbf{e}_3\}$. The delay τ is kept constant for different sampling points \mathbf{z} which in turn are typically on a uniform grid in an a priori chosen test domain. Then we use the following*

$$\Psi(\mathbf{z}) = \frac{1}{\sum_{j=1}^3 \|\mathbf{g}(\cdot, \cdot; \mathbf{z}, \mathbf{e}_j)\|_{L^2(\mathbb{R}; \mathbf{L}_T^2(\Gamma_I))}} \quad (18)$$

as an indicator function for the support of the unknown scatterer. By our theorem we expect Ψ to be small outside the scatterer. As is usual for the LSM we do not use the norms from the theorem, relying instead on the equivalence of norms in a finite dimensional vector space (arising from the discretization of \mathbf{g}).

Proof. We study each case successively.

Case 1. Consider a sampling point $\mathbf{z} \in \Omega$. We are trying to solve approximately

$$(\mathcal{Q}(\mathcal{T}_\Gamma(\mathcal{M}_\chi^i \mathbf{g})))_T = \mathcal{E}_T^i(\cdot, \cdot - \tau; \mathbf{z}, \mathbf{p}) \quad \text{on } \Gamma_M \times \mathbb{R}.$$

To this end, let us notice that $\mathcal{E}^i(\cdot, \cdot - \tau; \mathbf{z}, \mathbf{p})$ has no singularity in Ω^c and is the unique solution of the forward problem with impedance data $\mathcal{T}_\Gamma(\mathcal{E}^i(\cdot, \cdot - \tau; \mathbf{z}, \mathbf{p}))$, so that $\mathcal{E}^i(\cdot, \cdot - \tau; \mathbf{z}, \mathbf{p}) = \mathcal{Q}(\mathcal{T}_\Gamma(\mathcal{E}^i(\cdot, \cdot - \tau; \mathbf{z}, \mathbf{p})))$. In particular $(\mathcal{Q}(\mathcal{T}_\Gamma(\mathcal{E}^i(\cdot, \cdot - \tau; \mathbf{z}, \mathbf{p}))))_T = \mathcal{E}_T^i(\cdot, \cdot - \tau; \mathbf{z}, \mathbf{p})$ on $\Gamma_M \times \mathbb{R}$. Since the range of $\mathcal{T}_\Gamma \mathcal{M}_\chi : L_{s_0}^2(\mathbb{R}; \mathbf{L}_T^2(\Gamma_I)) \rightarrow H_{s_0}^p(\mathbb{R}; \mathbf{H}_T^{1/2}(\Gamma))$ is dense, we can approximate $\mathcal{T}_\Gamma(\mathcal{E}^i(\cdot, \cdot - \tau; \mathbf{z}, \mathbf{p}))$ by a sequence $\mathcal{T}_\Gamma(\mathcal{M}_\chi^i \mathbf{g}_n)$, where $\mathbf{g}_n \in L_{s_0}^2(\mathbb{R}; \mathbf{L}_T^2(\Gamma_I))$ ($n \in \mathbb{N}$). The latter implies that $\mathcal{N}_\chi \mathbf{g}_n = (\mathcal{Q}(\mathcal{T}_\Gamma(\mathcal{M}_\chi^i \mathbf{g}_n)))_T \rightarrow \mathcal{E}_T^i(\cdot, \cdot - \tau; \mathbf{z}, \mathbf{p})$ in $H_{s_0}^p(\mathbb{R}; \mathbf{H}_T^{-1/2}(\Gamma_M))$. Besides, $\mathcal{M}_\chi^i \mathbf{g}_n \in H_{s_0}^p(\mathbb{R}; \mathbf{L}^2(\Omega))$ is divergence free and satisfies $(\mathcal{M}_\chi^i \mathbf{g}_n)_{tt} + c_0^2 \text{curl}(\text{curl} \mathcal{M}_\chi^i \mathbf{g}_n) = \mathbf{0}$ in $\Omega \times \mathbb{R}$; the latter defines a well-posed interior problem when closed with a tangential condition; hence, from the convergence of $\mathcal{T}_\Gamma(\mathcal{M}_\chi^i \mathbf{g}_n)$ towards $\mathcal{T}_\Gamma(\mathcal{E}^i(\cdot, \cdot - \tau; \mathbf{z}, \mathbf{p}))$ we conclude that $\mathcal{M}_\chi^i \mathbf{g}_n$ must remain bounded.

Case 2. Let us next consider a sampling point $\mathbf{z} \in \Omega_M^c$ and any sequence $\mathbf{g}_n \equiv \mathbf{g}_n(\cdot, \cdot; \mathbf{z}, \mathbf{p}) \in L_{s_0}^2(\mathbb{R}; \mathbf{L}_T^2(\Gamma_I))$ such that $\mathcal{N}_\chi \mathbf{g}_n \rightarrow \mathcal{E}_T^i(\cdot, \cdot - \tau; \mathbf{z}, \mathbf{p})$ in $H_{s_0}^p(\mathbb{R}; \mathbf{H}_T^{-1/2}(\Gamma_M))$ when $n \rightarrow \infty$. To derive a contradiction, assume that $\|\mathbf{g}_n\|_{L_{s_0}^2(\mathbb{R}; \mathbf{L}_T^2(\Gamma_I))}$ is bounded and take a (weakly) convergent subsequence $\mathbf{g}_n \rightarrow \mathbf{g}$ in $L_{s_0}^2(\mathbb{R}; \mathbf{L}_T^2(\Gamma_I))$ (here identified with the whole one for simplicity). Then

$$\mathcal{N}_\chi \mathbf{g} = (\mathcal{Q}(\mathcal{T}_\Gamma(\mathcal{M}_\chi^i \mathbf{g})))_T = \mathcal{E}_T^i(\cdot, \cdot - \tau; \mathbf{z}, \mathbf{p}) \quad \text{on } \Gamma_M \times \mathbb{R}.$$

In the Fourier-Laplace domain, both $\widehat{\mathcal{M}}_{\chi,s}^i \hat{\mathbf{g}}_s$ and $\mathcal{L}[\mathcal{E}^i(\mathbf{x}, \cdot - \tau; \mathbf{z}, \mathbf{p})](s)$ are divergence free and solve the equation $\text{curl} \text{curl} \mathbf{u} - k_s^2 \mathbf{u} = \mathbf{0}$ in $\Omega_M \setminus \{\mathbf{z}\}$. From this equation and the identity of tangential traces on Γ_M , we deduce that they match in $\Omega_M^c \setminus \{\mathbf{z}\}$. Furthermore, we can use the fact that they are divergence free to rewrite the equation in $\Omega_M \setminus \cup\{\mathbf{z}\}$ as the Helmholtz-like equation $\Delta \mathbf{u} + k_s^2 \mathbf{u} = \mathbf{0}$. Then, thanks to the unique continuation principle in $\Omega_M \setminus \{\mathbf{z}\}$, we have that $\widehat{\mathcal{M}}_{\chi,s}^i \hat{\mathbf{g}}_s = \mathcal{L}[\mathcal{E}^i(\mathbf{x}, \cdot - \tau; \mathbf{z}, \mathbf{p})](s)$ in $\Omega_M \setminus \{\mathbf{z}\}$; this leads a contradiction when approaching to \mathbf{z} (recall that $\mathcal{L}[\mathcal{E}^i(\mathbf{x}, \cdot - \tau; \mathbf{z}, \mathbf{p})](s)$ is singular at $\mathbf{x} = \mathbf{z}$). \square

4 Numerical Development

By choosing appropriate units for time we may assume $c_0 = 1$ and we do this for the remainder of the paper.

4.1 Algorithmic details for the forward problem

To generate synthetic data for testing the TD-LSM we use the nodal discontinuous Galerkin method of [19] for spatial discretization, while the time integration is done by the low-storage explicit Runge-Kutta method [7]. More details can be found in the Appendix A. Here we discuss the choice of parameters for the particular tests in this paper.

For the DG simulations the computational domain is divided into tetrahedral elements. Each of the elements contains information on the physical parameters, i.e., the relative permittivity ϵ_r and relative permeability μ_r that are assumed to be constant inside the element but may jump across interfaces between elements. The time step Δt for the low-storage Runge-Kutta time stepping method depends on the element size, selected basis order, and the physical parameters, and is computed from

$$\Delta t = \min \left(\frac{h_{\min}^{(\ell)}}{2c^{(\ell)}(N_p + 1)^2} \right), \quad \ell = 1, \dots, N_K, \quad (19)$$

where $c^{(\ell)} = \left(\epsilon_r^{(\ell)} \mu_r^{(\ell)} \right)^{-1/2}$ is the wave speed on the element ℓ , N_p is the basis order for the DG discretization, $h_{\min}^{(\ell)}$ is the grid size in the element ℓ , and N_K is the total number of elements in the grid. In this paper, for the grid size we use smallest distance between two vertices.

For each simulation, the main region of interest is an origin-centered cube with a side length of 8.2. Since the use of a simple Silver-Müller absorbing boundary condition on the outer boundary causes unwanted reflections back to the computational domain, we extend the cube size to $(8.2 + 2L_{x_\ell})$ and use this extension as a sponge layer (SL) that damps the wavefield more efficiently. In the current work, the SL is used with the following parameter choices: $L_{x_\ell} = 6c_0/f_0$, $\ell = 1, 2, 3$, and $\beta_{\max} = 10f_0$, where f_0 denotes the source frequency. The SL performance is enhanced by coupling it with grid stretching. The stretching coefficient is set to 0.2.

The main region of interest is modified to match the particular scatterer under study (see Section 4.2). Details, including boundary condition choices, are given below in the corresponding case Sections. For each case, the Ricker wavelet

$$\chi(t) = -\left(1 + 2a(t - t_0)^2\right) \exp\left(a(t - t_0)^2\right), \quad (20)$$

where $a = -(\pi f_0)^2$, is used as a source modulation function for the incident field. In (20), $t_0 = 1.2/f_0$ is the time delay.

Figure 1 shows the Ricker wavelet as a function of time (left panel) and its normalized Fourier spectrum magnitude as a function of wavelength (right panel). The data is shown for frequencies $f_0 = 1$ and $f_0 = 2$ and the propagation media is assumed to be air in which $\epsilon_r = 1$ and $\mu_r = 1$. In the figure, we also visualize the SL thickness values used for both source functions.

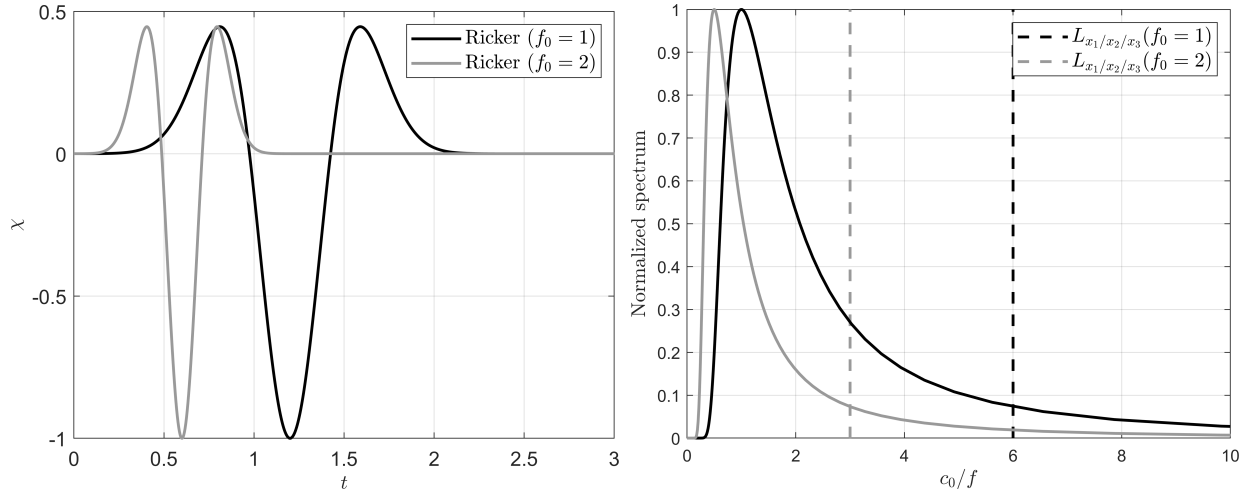


Figure 1: Ricker wavelet for two frequencies in the time domain (left) and the normalized Fourier spectrum magnitude (right). In the graph on the right, also the thickness of the sponge layer is illustrated (dashed vertical lines).

For the computational grid, we use a criterion of 1.5 elements per wavelength (computed using the source frequency f_0) when constructing the mesh in the main region of interest while in the sponge layer the element size criteria is relaxed to 1.0 element per wavelength. Ninth-order polynomials are applied on each element. The mesh is generated using COMSOL Multiphysics v5.5.

All DG simulation results shown in the following sections are computed using a GPU cluster called Puhti AI, which is part of the CSC's - IT Center for Science supercomputers facilities in Finland. The Puhti AI artificial intelligence partition is equipped with Nvidia Volta V100 graphics cards. Each case is simulated using 20 GPU nodes.

4.2 Algorithmic details for the inverse problem

To discretize the near field equation (17) we discretize the near field operator \mathcal{N}_χ using quadrature. To do this we choose a discrete set of source points for the incident fields, $\{\mathbf{x}_k^I\}_{k=1,\dots,N_I}$ on Γ_I , and assume that

the scattered field is known (in practice, measured) at measurement points $\{\mathbf{x}_k^M\}_{k=1,\dots,N_M}$ on Γ_M . In this paper, $N_I < N_M$. Integrals over Γ_I are replaced using an associated quadrature formula

$$\int_{\Gamma_I} f(\mathbf{x}) dA_{\mathbf{x}} \approx \sum_{k=1}^{N_I} \omega_k f(\mathbf{x}_k^I). \quad (21)$$

As usual the weights are chosen to optimize the degree of precision of the quadrature.

We choose a uniform discretization in time between $t = 0$ and $t = T_{\max}$, yielding $N_T + 1$ steps $t_j = j T_{\max}/N_T$ for $j = 0, \dots, N_T$. It is important that T_{\max} is chosen large enough so that most of the wave energy has passed Γ_M at $t = T_{\max}$. For each source point \mathbf{x}_k^I , we choose two polarizations $\mathbf{p}_{k,\ell}^I$, $\ell = 1, 2$, that are mutually orthogonal and orthogonal to the unit normal at the source point on Γ_I (denoted $\boldsymbol{\nu}(\mathbf{x}_k^I)$) and for indices $(i, j, k) \in \{1, \dots, N_I\} \times \{1, \dots, N_T\} \times \{1, \dots, N_M\}$. Then we compute the scattering data $\mathcal{E}_T(\mathbf{x}_i^M, t_j; \mathbf{x}_k^I, \mathbf{p}_{k,\ell}^I)$ using the GPU accelerated time domain discontinuous Galerkin method described in Section 4.1 and Appendix A.

For a matrix $\mathbf{g} = (g_{k,j}) \in \mathbb{R}^{2N_I \times N_T}$ of point values of components of \mathbf{g} and indices $(i, j) \in \{1, \dots, 2N_I\} \times \{1, \dots, N_T\}$, we now approximate the near field operator by quadrature and collocation as

$$(\mathcal{N}_{\chi} \mathbf{g})(\mathbf{x}_i^M; t_j) \approx \sum_{l=1}^{N_T} \sum_{k=1}^{N_I} \frac{\omega_k}{N_T} (g_{k,j} \mathcal{E}_T(\mathbf{x}_i^M, t_j - t_l; \mathbf{x}_k^I, \mathbf{p}_{k,1}^I) + g_{k+N_I,j} \mathcal{E}_T(\mathbf{x}_i^M, t_j - t_l; \mathbf{x}_k^I, \mathbf{p}_{k,2}^I)).$$

In this sum, the values $\mathcal{E}_T(\mathbf{x}_i^M, t_j - t_l; \mathbf{x}_k^I, \mathbf{p}_{k,\ell}^I) = (\boldsymbol{\nu}(\mathbf{x}_i^M) \times \mathcal{E}(\mathbf{x}_i^M, t_j - t_l; \mathbf{x}_k^I, \mathbf{p}_{k,\ell}^I)) \times \boldsymbol{\nu}(\mathbf{x}_i^M)$ are replaced by zero where $t_j - t_l \leq 0$ or $t_j - t_l > T_{\max}$ (which is consistent with causality and the choice of T_{\max} large enough, respectively). Here $\boldsymbol{\nu}(\mathbf{x}_k^M)$ denotes the unit outward normal on Γ_M at \mathbf{x}_k^M .

Now taking the dot product with two independent tangential vectors $\mathbf{p}_{i,1}^M$ and $\mathbf{p}_{i,2}^M$ on Γ_M that are orthogonal to $\boldsymbol{\nu}(\mathbf{x}_i^M)$ we obtain the discrete version of the near field equation

$$\begin{aligned} & \sum_{l=1}^{N_T} \sum_{k=1}^{N_I} \frac{\omega_k}{N_T} (g_{k,j} \mathbf{p}_{i,q}^M \cdot \mathcal{E}_T(\mathbf{x}_i^M, t_j - t_l; \mathbf{x}_k^I, \mathbf{p}_{k,1}^I) + g_{k+N_I,j} \mathbf{p}_{i,q}^M \cdot \mathcal{E}_T(\mathbf{x}_i^M, t_j - t_l; \mathbf{x}_k^I, \mathbf{p}_{k,2}^I)) \\ &= \mathbf{p}_{i,q}^M \cdot \mathcal{E}_T^i(\mathbf{x}_i^M, t_j; \mathbf{z}, \mathbf{p}), \end{aligned} \quad (22)$$

which is required to hold for $q = 1, 2$ and $1 \leq i \leq N_M$, $1 \leq j \leq N_T$. Accordingly, for each sampling point \mathbf{z} and sampling polarization \mathbf{p} , we need to solve a linear system of $2N_I N_T$ unknowns and $2N_M N_T$ equations. The left hand side can be represented by a matrix denoted A of dimension $(2N_M N_T) \times (2N_I N_T)$, and this matrix is independent of the sampling point \mathbf{z} or sampling polarization \mathbf{p} . The system (22) must be solved for each choice of the auxiliary source point \mathbf{z} and the auxiliary polarization \mathbf{p} .

In a typical numerical experiment, we use $T_{\max} = 20$ and request $N_T = 1250$ time steps from the forward solver (our forward solver uses the time-step in Section 4.1 and this is down-sampled to give the number of points for the inverse solver). For the tests on the next section the measurement grid has $N_M = 96$ and we use $N_I = 54$ and, therefore, the matrix representing the near field operator is $240,000 \times 135,000$. Thus the discrete near field equation cannot be solved directly by least squares (in addition it is expected to be ill-conditioned since the kernel of the integral operator \mathcal{N}_{χ} is smooth). However the action of the matrix can be computed efficiently using the FFT based method described in [16], and so a truncated singular value decomposition can be computed using the MATLAB function `eigs`. We typically compute 2500 singular vectors and report results for 25, 1000, and 2500 vectors in the truncated SVD expansion. Then this truncated expansion is used to compute a regularized approximation of \mathbf{g} (to handle possible ill-conditioning when large numbers of singular values are used, we also use Tikhonov regularization).

In all cases the measurement points and source points are located on the surface of the cube $[-4, 4]^3$. This choice represents a balance between the desire to test the inverse solver with remote measurements and the need for reasonable run times from the forward code. We consider both measurements and sources located uniformly on this surface as described above.

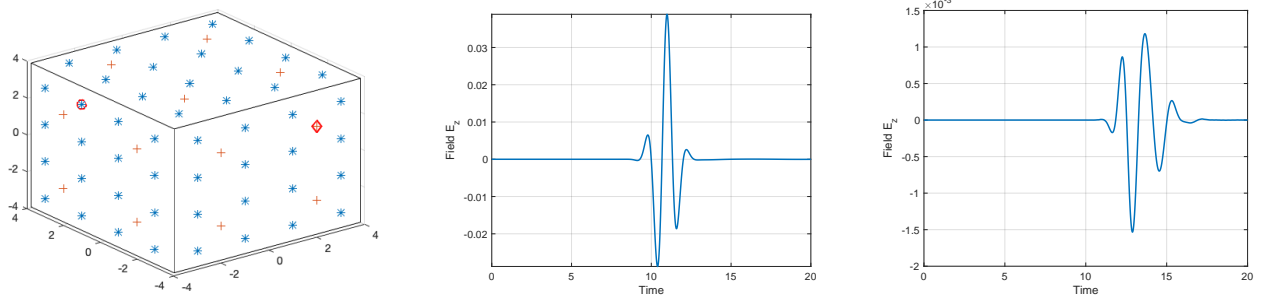


Figure 2: Source and measurement configuration. Left panel: Source points (marked with +) and measurement points (marked with *) on the surface $\partial([-4, 4]^3)$. Center panel: The time course of the z component of the incident field with polarization $\mathbf{p} = (0, 0, 1)$ due to the source at the point marked with a \diamond in the left panel and measured at the source point marked with a \circ in the left panel. Right panel: the scattered field due to the source used in the central panel, and measured at the indicated measurement point. Here the target is the two cube case with impedance boundary data.

We solve the discrete near field equation for \mathbf{z} on a $41 \times 41 \times 41$ uniform sampling grid in the search domain $[-1.5, 1.5]^3$. Since the search points are on a grid with gridsize $3/41$ we cannot expect to get resolution on objects smaller than a few multiplies of this size. For each source point \mathbf{z} , we solve the discrete near field equation (22) for three auxiliary polarizations \mathbf{p} along the axis directions. The resulting indicator is the reciprocal of the sum of the ℓ^2 norm of \mathbf{g} for each polarization (a discrete analogue to $\Psi(\mathbf{z})$).

In order to present results we draw an isosurface of this function in three dimensional space. The value of the indicator for this isosurface is taken to be $(\alpha \min_z \Psi(\mathbf{z}) + (1 - \alpha) \max_z \Psi(\mathbf{z}))$ and we choose $\alpha = 0.1$ for most of the numerical experiments except where noted.

We will consider two target geometries:

Two cubes: The target $\Omega = [-0.75, -0.25]^3 \cup [0.25, 0.75]^3 \times [0.2500, 0.7500] \times [0.2500, 0.7500]$. See Fig. 3, top left panel.

Four small cubes: Here the cubes are all translates of the cube $[0, 0.2] \times [0, 0.2] \times [0, 0.2]$. The cubes are centered at $(0.3, 0.2, 0.9)$, $(0.3, 0.1, 0.1)$, $(-0.1, 0.2, 0)$ and $(0.4, -0.4, -0.5)$. See Fig. 6, left panel.

The scattering data is measured on a 4×4 grid on each face of Γ_M and is due to sources on a 3×3 grid on each face of $\Gamma_I = \Gamma_M = \partial([-4, 4]^3)$; see Fig. 2.

4.3 Numerical results for two cubes

For the first example, which is analyzed in Theorem 3.6 in the preceding section, we choose the scatterer to be impenetrable and to have an impedance boundary condition with $\Lambda = \sqrt{2}$ in Equation (1) ($\epsilon_r^{bc} = 2$ and $\mu_r^{bc} = 1$, see Appendix A). In addition, we set $f_0 = 1$ for the source wavelet. The measurement setup is shown in Fig. 2 where we also show the incident wave field and the data at a random measurement point located on another face of the measurement surface.

We solve the inverse problem with the truncated singular value decomposition using 1000 singular vectors and with Tikhonov regularization with parameter 10^{-1} . In fact, because of the magnitude of the singular values for this problem, the Tikhonov regularization term does not strongly influence the solution. Surprisingly, the discrete near field equation is not ill-conditioned at least for the relatively small number of singular vectors used here. Note also that the source and measurement setup, having more measurement points than source points, is different to previous work on the TD-LSM and this may improve conditioning.

In Fig. 3 top right panel, we see that the TD-LSM correctly identifies an approximation to the two cube scatterer. Although not covered by this paper, a similar analysis holds for the TD-LSM applied to a scatterer with a perfectly electrically conducting (PEC) boundary condition. The corresponding reconstruction is

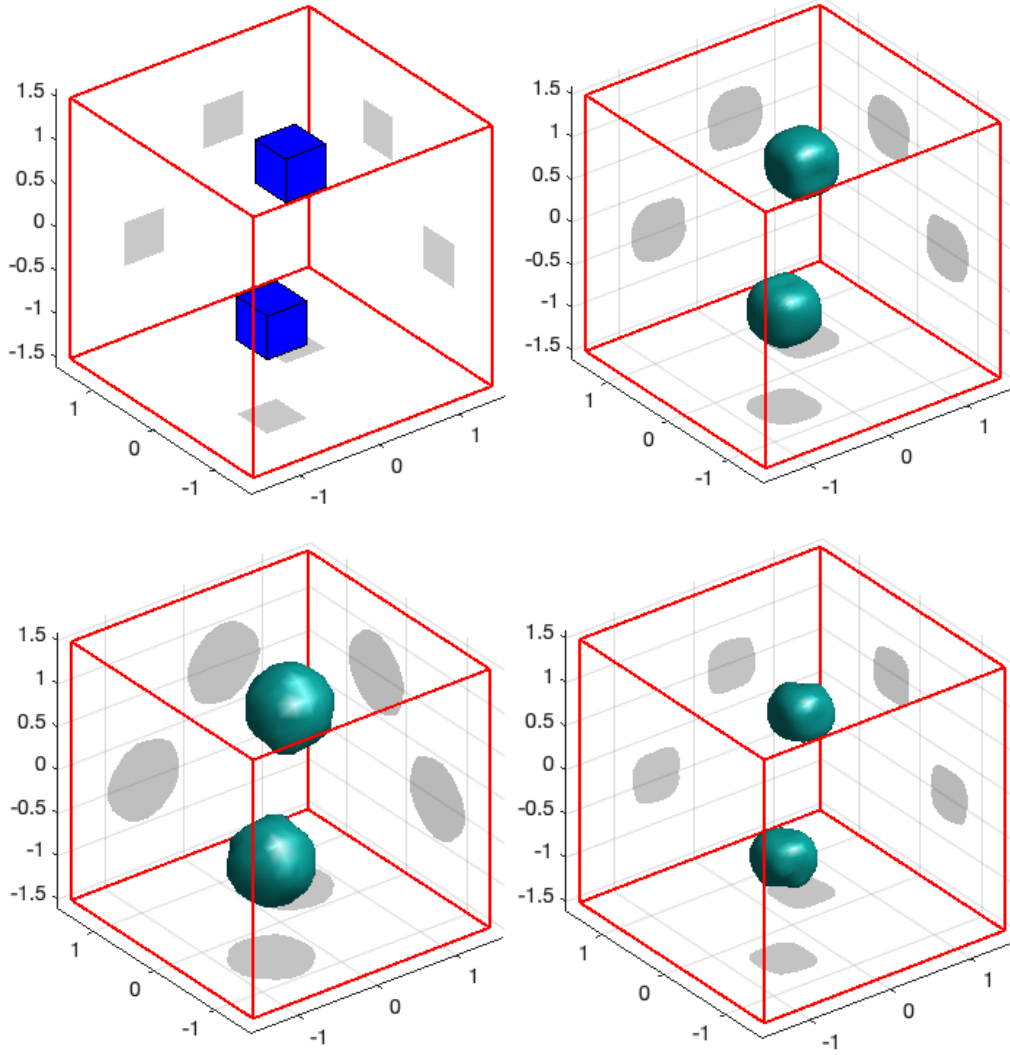


Figure 3: Top row: left panel shows the exact scatterer, right panel shows results for impedance boundary conditions. Bottom row: left panel shows results for PEC boundary conditions, and right panel shows results for a penetrable scatterer. Parameters for the inverse problem are identical for all three problems as discussed in the text. The red cube shows the search region containing the sampling points used to compute \mathbf{g} .

shown in in Fig. 3 bottom left panel. Finally in Fig. 3 bottom right panel we show the reconstruction when the cubes are penetrable and $\epsilon_r = 2$ in each cube. Although the reconstructions are slightly different for each type of scatterer, the method gives similar reconstructions using exactly the same inversion code and parameters in all these cases.

Of particular note, the results in Fig. 3 bottom right panel are for a penetrable scatterer. As we commented in the introduction, the Laplace transform based analysis used here cannot be applied in this case. Nevertheless the numerical results indicate that the TD-LSM can work even for penetrable scatterers. Of course much more testing is needed to make this claim stronger.

The degree of regularization (in our case, the number of singular vectors used in the truncated SVD) effects the quality of the reconstruction. In Fig. 4 we repeat the reconstruction of the two cubes using 25 and 2500 singular vectors and otherwise the same parameters as used for Fig. 3. Both the highly regularized

(25 vectors) and less regularized (2500 vectors with Tikhonov regularization) solution successfully locate the scatterers. The size of the reconstructed images (controlled by the isosurface parameter α) are respectively too small and too large. In the latter case, by changing α we can improve the fit so that the isosurface cutoff needs to be chosen for the particular regularization used.

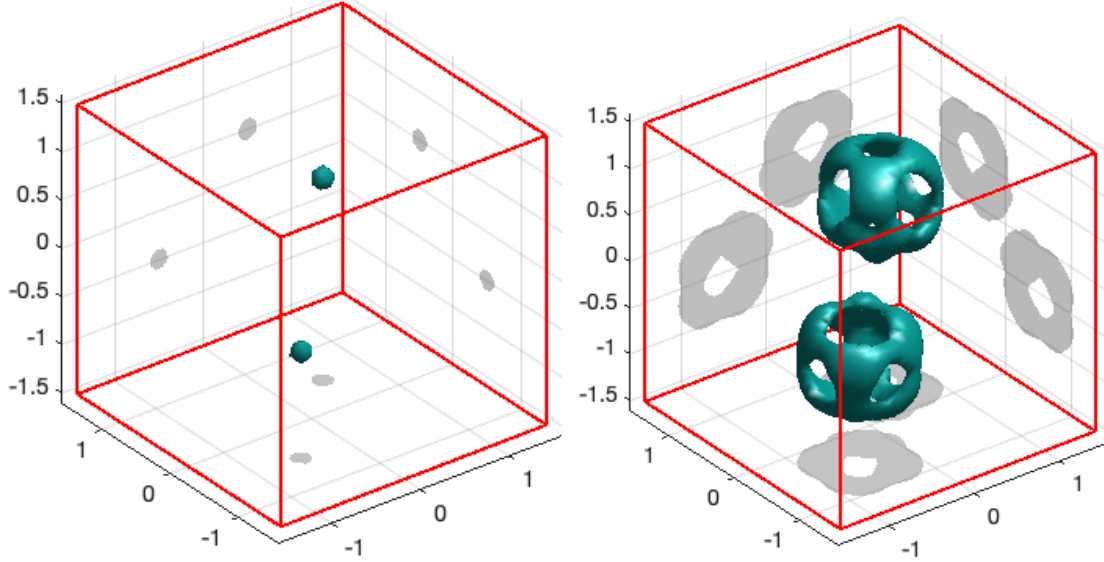


Figure 4: Left panel shows results for impedance boundary conditions with 25 singular vectors, and the right hand side shows the result using 2500 singular vectors. The remaining parameters are identical to those in Fig. 3.

4.4 Numerical results for four cubes

Next we turn to the more difficult reconstruction problem of four small cubes as shown in Fig. 6 left panel. The scatterers are smaller and two are very close together in comparison to the wavelength of the probing radiation. Nevertheless there is significant scattering: Figure 5 shows snapshots of the scattered electric field. The field is shown for time instant, 6.63 (left) and 7.44 (right). The source location is $(-4, -2, 0)$ and polarization $\mathbf{p} = (0, 0, 1)$ and for the frequency we set $f_0 = 2$.

We start by using the same parameters and frequency as was used for the previous two cube case. The resulting reconstruction is shown in the right panel of Fig. 6. Clearly, with the given choice of $\alpha = 0.1$ the reconstruction is not good. The lack of detail suggests that the cubes may be too small compared to the wavelength of the probing radiation.

To test the hypothesis that the frequency f_0 is too low, we repeat the computation of the forward data and inverse problem with $f_0 = 2$. Results are shown in Fig. 7. In the left panel we use the isosurface parameters $\alpha = 0.1$ as before despite changing the incident pulse frequency. In the right panel we show the result of $\alpha = 0.3$. All four scatterers are now visible, but the two close central scatterers are detected as a single scatterer.

5 Conclusion

We have used the TD-LSM for the first time for Maxwell's equations. By using the Fourier-Laplace transform approach we have shown that the standard TD-LSM theory can be extended to this case. We have also provided numerical results that show the method is successful in reconstructing scatterers. These numerical

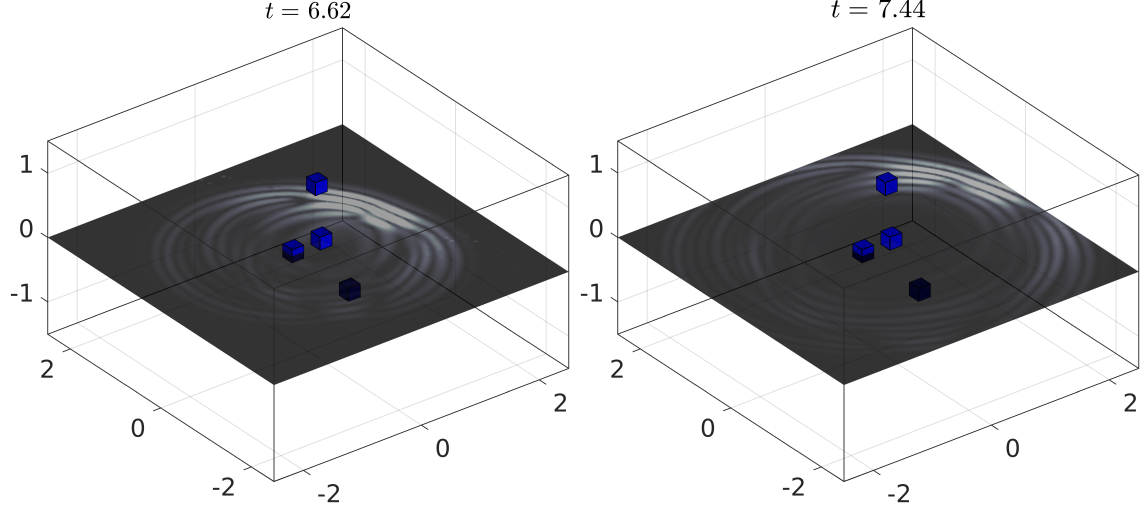


Figure 5: Snapshot of the scattered electric field $\|\mathcal{E}\|$ for two time instants on a $x_3 = 0$ plane. The time instant is shown in the figure titles. For x_1 and x_2 , the visualization is limited to $[-2.5, 2.5]$ and both graphs show also the geometries and locations of the four scatterers.

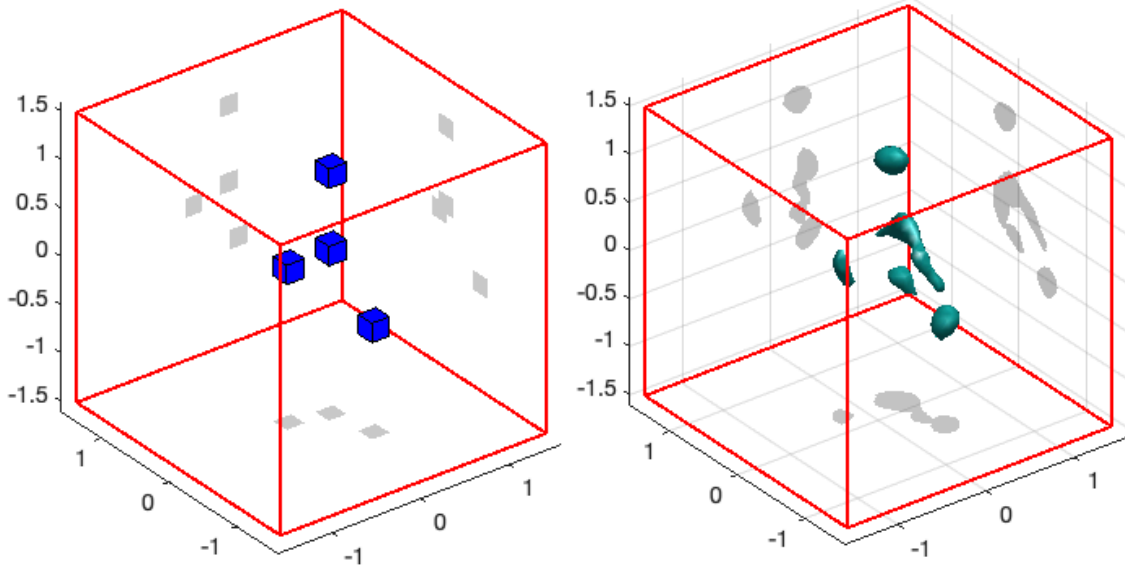


Figure 6: Left panel shows the exact scatterer. The right panel shows the reconstruction using the same parameters as for Fig. 3. In particular $f_0 = 1$ and $\alpha = 0.1$. As before the red box indicates the extent of the sampling search region.

results are preliminary, and further work is needed to investigate limited aperture problems. An interesting theoretical question is whether the method can be proved for penetrable scatterers, but this will require a new approach other than using the Fourier-Laplace transform.

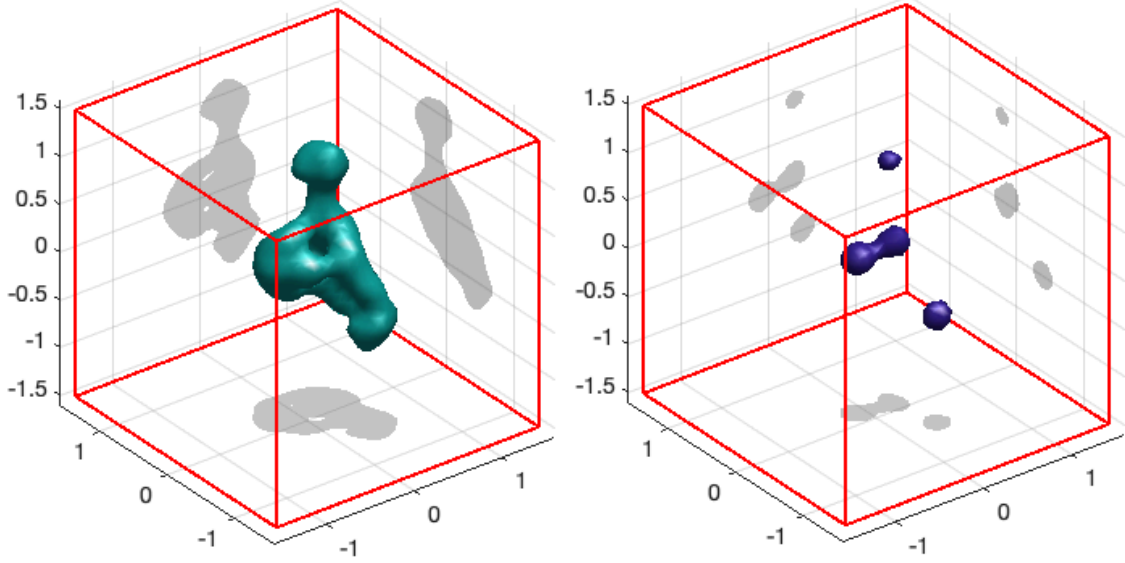


Figure 7: Left panel: reconstruction of the four cubes with $f_0 = 2$ and $\alpha = 0.1$. Right panel: reconstruction with $\alpha = 0.2$. The results in the right panel should be compared to the right panel of Fig. 6.

Acknowledgements

The research of T. Lähivaara is supported by the Academy of Finland (the Finnish Centre of Excellence of Inverse Modeling and Imaging) and project 321761. The research of P. Monk is partially supported by the US AFOSR under grant number FA9550-20-1-0024. The research of V. Selgas is partially supported by the project MTM2017-87162-P of MINECO. The authors wish also to acknowledge CSC – IT Center for Science, Finland, for computational resources.

Appendix

A The Discontinuous Galerkin forward solver

Recalling our assumption that $c_0 = 1$, when the Maxwell's equations for a regularized magnetic dipole at \mathbf{x}^i with polarization \mathbf{p} , under the assumption of no imposed current, can be written in the conservation form as [19, Section 10.5]

$$Q \frac{\partial \mathbf{q}}{\partial t} + \operatorname{div} \mathcal{F} = \mathcal{J}. \quad (23)$$

In (23), Q is a block matrix given by

$$Q = \begin{bmatrix} \epsilon_r I_3 & 0 \\ 0 & \mu_r I_3 \end{bmatrix}, \quad \mathbf{q} = \begin{bmatrix} \boldsymbol{\mathcal{E}} \\ \boldsymbol{\mathcal{H}} \end{bmatrix},$$

and

$$\mathcal{F} = \begin{bmatrix} \mathbf{F} \boldsymbol{\mathcal{E}} \\ \mathbf{F} \boldsymbol{\mathcal{H}} \end{bmatrix} = [f_1, f_2, f_3], \quad f_\ell = \begin{bmatrix} -\mathbf{e}_\ell \times \boldsymbol{\mathcal{H}} \\ \mathbf{e}_\ell \times \boldsymbol{\mathcal{E}} \end{bmatrix},$$

where \mathbf{e}_ℓ is the ℓ th Cartesian unit vector. In addition, the right hand side of (23) is written

$$\mathcal{J} = \begin{bmatrix} -\epsilon_r \beta \boldsymbol{\mathcal{E}} + \mathbf{p} \chi(t) \delta_{\mathbf{x}^i} \\ -\mu_r \beta \boldsymbol{\mathcal{H}} \end{bmatrix}.$$

The coefficient $\beta = \beta(\mathbf{x})$ is used to add additional damping in the zone next to the absorbing condition and $\delta_{\mathbf{x}^i}$ is the Dirac delta function at \mathbf{x}^i . We assume that the materials are isotropic and piecewise homogeneous, so the coefficients corresponding to the relative electric permittivity ϵ_r and magnetic permeability μ_r are identified piecewise with real scalars.

The spatial derivatives in (23) are discretized using the nodal discontinuous Galerkin method [19], while the time integration is done by the low-storage explicit Runge-Kutta method [7]. In the discretized version, we assume that the computational domain $\tilde{\Omega} \subset \mathbb{R}^3$ is divided into N_K tetrahedral elements, $\Omega = \bigcup_{k=1}^{N_K} D^k$. The boundary of element D^k is denoted by Γ^k . We assume that the elements are aligned with material discontinuities. Furthermore, for any element D^k the superscript ‘ $-$ ’ refers to interior information while ‘ $+$ ’ refers to exterior information.

We multiply (23) by a local test function ϕ^k and integrate by parts twice to obtain an elementwise variational formulation

$$\int_{D^k} \left(Q \frac{\partial \mathbf{q}^k}{\partial t} + \text{div } \mathcal{F} - \mathcal{J} \right) \phi^k d\mathbf{x} = \int_{\Gamma^k} \boldsymbol{\nu} \cdot (\mathcal{F}^- - \mathcal{F}^*) \phi^k dA, \quad (24)$$

\mathbf{q}^k is the restriction of \mathbf{q} to the element D^k and \mathcal{F}^* is the numerical flux across neighbouring element interfaces. For the numerical flux \mathcal{F}^* along the normal $\boldsymbol{\nu}$, we use the upwind [18]

$$\boldsymbol{\nu} \cdot (\mathcal{F}_{\mathcal{E}}^- - \mathcal{F}_{\mathcal{E}}^*) = \frac{1}{Z^+ + Z^-} \boldsymbol{\nu} \times (Z^+ [[\mathcal{H}]] - \boldsymbol{\nu} \times [[\mathcal{E}]]), \quad (25)$$

$$\boldsymbol{\nu} \cdot (\mathcal{F}_{\mathcal{H}}^- - \mathcal{F}_{\mathcal{H}}^*) = -\frac{1}{Y^+ + Y^-} \boldsymbol{\nu} \times (Y^+ [[\mathcal{E}]] + \boldsymbol{\nu} \times [[\mathcal{H}]]), \quad (26)$$

where $Z^\pm = \frac{1}{Y^\pm} = \sqrt{\frac{\mu_r^\pm}{\epsilon_r^\pm}}$, $[[\mathcal{H}]] = (\mathcal{H}^+ - \mathcal{H}^-)$, and $[[\mathcal{E}]] = (\mathcal{E}^+ - \mathcal{E}^-)$.

In this work, we apply impedance and perfect electric conductor (PEC) boundary conditions. On the exterior boundary, the PEC condition is recovered from (25) and (26) by setting $\epsilon_r^+ = \epsilon_r^-$, $\mu_r^+ = \mu_r^-$,

$$\mathcal{E}^+ = -\mathcal{E}^-, \quad \text{and} \quad \mathcal{H}^+ = \mathcal{H}^-. \quad (27)$$

The impedance boundary condition is obtained from (25) and (26) by setting $\epsilon_r^+ = \epsilon_r^- = \epsilon_r^{\text{bc}}$, $\mu_r^+ = \mu_r^- = \mu_r^{\text{bc}}$, and

$$\mathcal{E}^+ = \mathcal{H}^+ = \mathbf{0}. \quad (28)$$

The impedance boundary condition reduces to the Silver-Müller absorbing (SMA) by setting parameters $\epsilon_r^{\text{bc}} = \epsilon_r^-$ and $\mu_r^{\text{bc}} = \mu_r^-$ (i.e. the physical values of the interior element). Unfortunately, the SMA condition is not perfect and some unwanted reflections will happen at the outflow boundaries if the incoming wave is not parallel with the boundary. In this paper, we couple the absorbing boundary condition with a sponge layer that damps the wave. To do so, the variable β introduced in (23) is non-zero for the regions next to the SMA condition. Moreover, the sponge layer (SL) is coupled with the grid stretching.

To illustrate the functioning of the SL, let us consider an example in which the layer is applied on one coordinate axis only. Now, for a node coordinate $x_1^{(\ell)} \in [x_1^{(0)}, x_1^{(0)} + L_{x_1}]$, where $x_1^{(0)}$ denotes a starting location of the SL and L_{x_1} its thickness, the grid stretched coordinate $\hat{x}_1^{(\ell)}$ is defined as

$$\hat{x}_1^{(\ell)} = x_1^{(0)} + (x_1^{(\ell)} - x_1^{(0)}) \left(1 + g_{\max} \left(\frac{x_1^{(\ell)} - x_1^{(0)}}{L_{x_1}} \right)^3 \right), \quad (29)$$

where g_{\max} denotes the maximum value given for the grid stretching. Similarly the β value at $\hat{x}_1^{(\ell)}$ in the SL is

$$\beta(\hat{x}_1^{(\ell)}) = \beta_{\max} \left(\frac{\hat{x}_1^{(\ell)} - x_1^{(0)}}{L_{x_1}(1 + g_{\max})} \right)^3, \quad (30)$$

where β_{\max} is the maximum value given for the damping coefficient.

The current version of the wave solver is written in the C/C++ programming language and is integrated with the Open Concurrent Compute Abstraction (OCCA) [26] library and message passing interface to enable parallel computations both on CPU and GPU clusters. Currently, the solver uses only constant order basis functions and the computational load between different elements is balanced by the parMetis software [20].

References

- [1] A. Bamberger and T. Ha Duong. Formulation variationnelle espace-temps pour le calcul par potentiel retarde de la diffraction d’une onde acoustique (I). *Math. Meth. Appl. Sci.*, 8:405–435, 1986.
- [2] K. Belkebir and M. Saillard. Special section: Testing inversion algorithms against experimental data. *Inv. Prob.*, 17:1565–1571, 2001.
- [3] K. Belkebir and M. Saillard. Testing inversion algorithms against experimental data: Inhomogeneous targets. *Inv. Prob.*, 21:S1–S3, 2004.
- [4] F. Cakoni, D. Colton, and P. Monk. *The Linear Sampling Method in Inverse Electromagnetic Scattering*, volume 80 of *CBMS*. SIAM, Philadelphia, 2011.
- [5] F. Cakoni, S. Meng, and J. Xiao. A note on transmission eigenvalues in electromagnetic scattering theory. *Inverse Problems and Imaging*, 15:999–1014, 2021.
- [6] F. Cakoni, P. Monk, and V. Selgas. Analysis of the linear sampling method for imaging penetrable obstacles in the time domain. *Anal. PDE*, 14:667–688, 2021. DOI: 10.2140/apde.2021.14.667.
- [7] M.H. Carpenter and C.A. Kennedy. *Fourth-order 2N-storage Runge-Kutta schemes*. Technical report, NASA-TM-109112, 1994.
- [8] Q. Chen, H. Haddar, A. Lechleiter, and P. Monk. A sampling method for inverse scattering in the time domain. *Inv. Prob.*, 26, 2010. 085001 (17pp).
- [9] X. Chen. *Computational Methods for Electromagnetic Inverse Scattering*. Wiley-IEEE Press, 2018.
- [10] D. Colton and A. Kirsch. A simple method for solving inverse scattering problems in the resonance region. *Inv. Prob.*, 12:383–93, 1996.
- [11] D. Colton and R. Kress. *Inverse Acoustic and Electromagnetic Scattering Theory*. Springer-Verlag, New York, 3rd edition, 2013.
- [12] L. Di Donato and A. F. Morabito. *Special issue “Microwave imaging and electromagnetic inverse scattering problems”*, volume 5. Mdpi AG, 2020.
- [13] O. Dorn and D. Lesselier. Introduction to the special issue on electromagnetic inverse problems: Emerging methods and novel applications. *Inv. Prob.*, 26, 2010. Art. No. 070201.
- [14] N. Gödel, N. Nunn, T. Warburton, and M. Clemens. Scalability of higher-order discontinuous Galerkin fem computations for solving electromagnetic wave propagation problems on GPU clusters. *IEEE Transactions on Magnetics*, 46(8):3469–3472, 2010.
- [15] Y. Guo, P. Monk, and D. Colton. Toward a time domain approach to the linear sampling method. *Inv. Prob.*, 29(095016), 2013.
- [16] H. Haddar, A. Lechleiter, and S. Marmorat. An improved time domain linear sampling method for Robin and Neumann obstacles. *Applicable Analysis*, 93:369–390, 2014.

- [17] H. Haddar, R. Hiptmair, P. Monk, and R. Rodriguez. *Computational electromagnetism*. Lecture Notes in Mathematics, 2148, Fondazione CIME/CIME Foundation Subseries. Springer, 2016. Notes from the CIME School held in Cetraro, June 9-14, 2014. Edited by A. Bermúdez de Castro and A. Valli.
- [18] J. S. Hesthaven and T. Warburton. Nodal high-order methods on unstructured grids: I. time-domain solution of Maxwell’s equations. *Journal of Computational Physics*, 181(1):186–221, 2002.
- [19] J. S. Hesthaven and T. Warburton. *Nodal Discontinuous Galerkin Methods: Algorithms, Analysis, and Applications*. Springer, 2007.
- [20] G. Karypis, K. Schloegel, and V. Kumar. Parmetis: Parallel graph partitioning and sparse matrix ordering library. 1997.
- [21] A. Klöckner, T. Warburton, J. Bridge, and J. S. Hesthaven. Nodal discontinuous Galerkin methods on graphics processors. *J. Comput. Phys.*, 228(21):7863–7882, 2009.
- [22] T. Lähivaara, A. Malehmir, A. Pasanen, L. Kärkkäinen, J. M. J. Huttunen, and J. S. Hesthaven. Estimation of groundwater storage from seismic data using deep learning. *Geophysical Prospecting*, 67(8):2115–2126, 2019.
- [23] J. Li and J. S. Hesthaven. Analysis and application of the nodal discontinuous Galerkin method for wave propagation in metamaterials. *Journal of Computational Physics*, 258:915–930, 2014.
- [24] A. Litman and L. Crocco. Testing inversion algorithms against experimental data: 3d targets. *Inv. Prob.*, 25, 2009. Art. No. 020201.
- [25] Ch. Lubich. On the multistep time discretization of linear initial-boundary value problems and their boundary integral equations. *Numer. Math.*, 67:365–389, 1994.
- [26] D.S. Medina, A. St-Cyr, and T. Warburton. OCCA: A unified approach to multi-threading languages. *arXiv preprint arXiv:1403.0968*, 2014.
- [27] A. Melander, E. Strøm, F. Pind, A. Engsig-Karup, C.-H. Jeong, T. Warburton, N. Chalmers, and J. S. Hesthaven. Massive parallel nodal discontinuous Galerkin finite element method simulator for room acoustics. *International Journal of High Performance Computing Applications*, 2020. URL <http://infoscience.epfl.ch/record/279868>.
- [28] P. Monk. *Finite Element Methods for Maxwell’s Equations*. Oxford University Press, Oxford, 2003.
- [29] P. Monk and V. Selgas. An inverse acoustic waveguide problem in the time domain. *Inverse Problems*, 32:055001, 2016.
- [30] A. Prunty and R. Snieder. Theory of the linear sampling method for time-dependent fields. *Inv. Prob.*, 35, 2019. 055003, DOI: 10.1088/1361-6420/ab0ccd.
- [31] W. Rudin. *Functional Analysis*. McGraw-Hill, 1973.
- [32] F.J. Sayas. *Retarded Potentials and Time Domain Boundary Integral Equations: A Road Map*. Springer-Verlag, 2016.
- [33] G. Vodev. High-frequency approximation of the interior Dirichlet-to-Neumann map and applications to the transmission eigenvalues. *Anal. PDE*, 11:213–236, 2018.
- [34] G. Vodev. Semiclassical parametrix for the Maxwell equation and applications to the electromagnetic transmission eigenvalues. arXiv: <https://arxiv.org/abs/2102.08662>, 2021.
- [35] L. C. Wilcox, G. Stadler, C. Burstedde, and O. Ghattas. A high-order discontinuous Galerkin method for wave propagation through coupled elastic-acoustic media. *Journal of Computational Physics*, 229(24):9373–9396, 2010.